

Motocard Aragon Round, 5-7 April 2019

Results Tissot Superpole

MotorLand Aragon 5.077 m

1 / 2

No.	Rider	Nat	Team	Bike	Class	Time	Gap	Rel.	Laps	Speed	
										Avg	Max
1	19 A. BAUTISTA	ESP	ARUBA.IT Racing - Ducati	Ducati Panigale V4 R		1'49.049			10	167,605	319,5
2	11 S. CORTESE	GER	GRT Yamaha WorldSBK	Yamaha YZF R1	IND	1'49.414	0.365	0.365	8	167,046	308,6
3	66 T. SYKES	GBR	BMW Motorrad WorldSBK Team	BMW S1000 RR		1'49.557	0.508	0.143	8	166,828	305,9
4	22 A. LOWES	GBR	Pata Yamaha WorldSBK Team	Yamaha YZF R1		1'49.563	0.514	0.006	7	166,819	314,0
5	21 M. RINALDI	ITA	BARNI Racing Team	Ducati Panigale V4 R	IND	1'49.689	0.640	0.126	6	166,627	315,8
6	50 E. LAVERTY	IRL	Team GoEleven	Ducati Panigale V4 R	IND	1'49.722	0.673	0.033	9	166,577	312,1
7	28 M. REITERBERGER	GER	BMW Motorrad WorldSBK Team	BMW S1000 RR		1'49.779	0.730	0.057	9	166,491	307,7
8	7 C. DAVIES	GBR	ARUBA.IT Racing - Ducati	Ducati Panigale V4 R		1'49.970	0.921	0.191	9	166,202	318,6
9	81 J. TORRES	ESP	Team Pedercini Racing	Kawasaki ZX-10RR	IND	1'49.984	0.935	0.014	7	166,181	307,7
10	1 J. REA	GBR	Kawasaki Racing Team WorldSBK	Kawasaki ZX-10RR		1'50.013	0.964	0.029	8	166,137	310,3
11	60 M. VAN DER MARK	NED	Pata Yamaha WorldSBK Team	Yamaha YZF R1		1'50.264	1.215	0.251	7	165,759	314,9
12	91 L. HASLAM	GBR	Kawasaki Racing Team WorldSBK	Kawasaki ZX-10RR		1'50.383	1.334	0.119	10	165,580	314,9
13	33 M. MELANDRI	ITA	GRT Yamaha WorldSBK	Yamaha YZF R1	IND	1'50.560	1.511	0.177	7	165,315	309,5
14	2 L. CAMIER	GBR	Moriwaki Althea Honda Team	Honda CBR1000RR		1'50.812	1.763	0.252	9	164,939	307,7
15	36 L. MERCADO	ARG	Orelac Racing VerdNatura	Kawasaki ZX-10RR	IND	1'50.822	1.773	0.010	9	164,924	305,9
16	54 T. RAZGATLIOGLU	TUR	Turkish Puccetti Racing	Kawasaki ZX-10RR	IND	1'50.985	1.936	0.163	7	164,682	312,1
17	23 R. KIYONARI	JPN	Moriwaki Althea Honda Team	Honda CBR1000RR		1'52.716	3.667	1.731	9	162,153	309,5
18	52 A. DELBIANCO	ITA	Althea Mie Racing Team	Honda CBR1000RR	IND	1'52.769	3.720	0.053	8	162,076	295,9

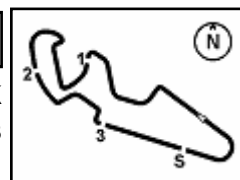
AIR	Humidity:	55%	Temp:	10°C
TRACK	Condition:	Dry	Temp:	14°C

Records	Pole	(SP2)	2017	C.Davies	1'49.319	167,190	Km/h
	Race	(RC1)	2016	C.Davies	1'50.421	165,520	Km/h
	All Times	(SP2)	2017	C.Davies	1'49.319	167,190	Km/h

Start End The results are provisional until the end of the time limit for protests and appeals
06/04/2019 11:00 11:27 and the completion of the technical checks.

These data/results cannot be reproduced, stored and/or transmitted in whole or in part by any manner of electronic, mechanical, photocopying, recording, broadcasting or otherwise now known or herein after developed without the previous express consent by the copyright owner, except for reproduction in daily press and regular printed publications on sale to the public within 60 days of the event related to those data/results and always provided that copyright symbol appears together as follows below.

© DORNA WSBK ORGANIZATION Srl 2019



Motocard Aragon Round, 5-7 April 2019

Results Tissot Superpole

Session Highlights

Local Time	No. Rider	Description
11.00.00		Start
11.03.26	91 L. HASLAM	On Asphalt - Re-Joined - Turn 12
11.04.11	52 A. DELBIANCO	On Asphalt - Re-Joined - Turn 14
11.04.33	11 S. CORTESE	On Asphalt - Re-Joined - Turn 1
11.04.55	22 A. LOWES	On Asphalt - Re-Joined - Turn 5
11.05.42	22 A. LOWES	On Asphalt - Re-Joined - Turn 12
11.11.27	52 A. DELBIANCO	On Asphalt - Re-Joined - Turn 12
11.11.46	23 R. KIYONARI	On Asphalt - Re-Joined - Turn 14
11.14.57	28 M. REITERBERGER	On Asphalt - Re-Joined - Turn 14
11.22.34	33 M. MELANDRI	Crashed - Turn 2
11.23.25	23 R. KIYONARI	On Asphalt - Re-Joined - Turn 14
11.24.07		New All Time Lap Record
11.24.19	23 R. KIYONARI	Crashed - Turn 2
11.24.44	22 A. LOWES	On Asphalt - Re-Joined - Turn 3
11.27.09		End Of Session

Fastest Laps Sequence

No.	Rider	Nat	Team	Bike	Local Time	Time	Gap	Avg
1	J. REA	GBR	Kawasaki Racing Team WorldSBK	Kawasaki ZX-10RR	11:03'42.330	1'50.127		165,965
19	A. BAUTISTA	ESP	ARUBA.IT Racing - Ducati	Ducati Panigale V4 R	11:04'10.629	1'50.028	-0.099	166,114
19	A. BAUTISTA	ESP	ARUBA.IT Racing - Ducati	Ducati Panigale V4 R	11:06'00.427	1'49.798	-0.230	166,462
19	A. BAUTISTA	ESP	ARUBA.IT Racing - Ducati	Ducati Panigale V4 R	11:07'50.128	1'49.701	-0.097	166,609
19	A. BAUTISTA	ESP	ARUBA.IT Racing - Ducati	Ducati Panigale V4 R	11:23'54.326	1'49.049	-0.652	167,605

Start 06/04/2019 11:00 End 11:27 The results are provisional until the end of the time limit for protests and appeals and the completion of the technical checks.

These data/results cannot be reproduced, stored and/or transmitted in whole or in part by any manner of electronic, mechanical, photocopying, recording, broadcasting or otherwise now known or herein after developed without the previous express consent by the copyright owner, except for reproduction in daily press and regular printed publications on sale to the public within 60 days of the event related to those data/results and always provided that copyright symbol appears together as follows below.

© DORNA WSBK ORGANIZATION Srl 2019

Motocard Aragon Round, 5-7 April 2019

Best Sectors & Speed Tissot Superpole

MotorLand Aragon 5.077 m

BEST LAP			
1	19 A. BAUTISTA	Ducati Panigale V4 R	1'49.049
2	11 S. CORTESE	Yamaha YZF R1	1'49.414
3	66 T. SYKES	BMW S1000 RR	1'49.557
4	22 A. LOWES	Yamaha YZF R1	1'49.563
5	21 M. RINALDI	Ducati Panigale V4 R	1'49.689
6	50 E. LAVERTY	Ducati Panigale V4 R	1'49.722
7	28 M. REITERBERGER	BMW S1000 RR	1'49.779
8	7 C. DAVIES	Ducati Panigale V4 R	1'49.970
9	81 J. TORRES	Kawasaki ZX-10RR	1'49.984
10	1 J. REA	Kawasaki ZX-10RR	1'50.013
11	60 M. VAN DER MARK	Yamaha YZF R1	1'50.264
12	91 L. HASLAM	Kawasaki ZX-10RR	1'50.383
13	33 M. MELANDRI	Yamaha YZF R1	1'50.560
14	2 L. CAMIER	Honda CBR1000RR	1'50.812
15	36 L. MERCADO	Kawasaki ZX-10RR	1'50.822
16	54 T. RAZGATLIOGLU	Kawasaki ZX-10RR	1'50.985
17	23 R. KIYONARI	Honda CBR1000RR	1'52.716
18	52 A. DELBIANCO	Honda CBR1000RR	1'52.769

SPEED			
1	19 A. BAUTISTA	Ducati Panigale V4 R	319,5
2	7 C. DAVIES	Ducati Panigale V4 R	318,6
3	21 M. RINALDI	Ducati Panigale V4 R	315,8
4	91 L. HASLAM	Kawasaki ZX-10RR	314,9
5	60 M. VAN DER MARK	Yamaha YZF R1	314,9
6	22 A. LOWES	Yamaha YZF R1	314,0
7	54 T. RAZGATLIOGLU	Kawasaki ZX-10RR	312,1
8	50 E. LAVERTY	Ducati Panigale V4 R	312,1
9	1 J. REA	Kawasaki ZX-10RR	310,3
10	23 R. KIYONARI	Honda CBR1000RR	309,5
11	33 M. MELANDRI	Yamaha YZF R1	309,5
12	11 S. CORTESE	Yamaha YZF R1	308,6
13	2 L. CAMIER	Honda CBR1000RR	307,7
14	81 J. TORRES	Kawasaki ZX-10RR	307,7
15	28 M. REITERBERGER	BMW S1000 RR	307,7
16	66 T. SYKES	BMW S1000 RR	305,9
17	36 L. MERCADO	Kawasaki ZX-10RR	305,9
18	52 A. DELBIANCO	Honda CBR1000RR	295,9

SEG. 1			SEG. 2			SEG. 3			SEG. 4		
1	66 T. SYKES	31.250	1	66 T. SYKES	30.577	1	66 T. SYKES	20.940	1	19 A. BAUTISTA	25.826
2	19 A. BAUTISTA	31.262	2	11 S. CORTESE	30.692	2	28 M. REITERBERGER	21.100	2	50 E. LAVERTY	25.926
3	28 M. REITERBERGER	31.344	3	19 A. BAUTISTA	30.748	3	19 A. BAUTISTA	21.195	3	21 M. RINALDI	26.059
4	22 A. LOWES	31.384	4	81 J. TORRES	30.803	4	1 J. REA	21.206	4	22 A. LOWES	26.060
5	50 E. LAVERTY	31.393	5	7 C. DAVIES	30.849	5	21 M. RINALDI	21.209	5	60 M. VAN DER MARK	26.061
6	11 S. CORTESE	31.411	6	21 M. RINALDI	30.853	6	11 S. CORTESE	21.210	6	11 S. CORTESE	26.101
7	91 L. HASLAM	31.445	7	28 M. REITERBERGER	30.890	7	22 A. LOWES	21.228	7	7 C. DAVIES	26.113
8	1 J. REA	31.461	8	22 A. LOWES	30.891	8	60 M. VAN DER MARK	21.247	8	54 T. RAZGATLIOGLU	26.152
9	21 M. RINALDI	31.568	9	1 J. REA	30.903	9	50 E. LAVERTY	21.257	9	81 J. TORRES	26.168
10	81 J. TORRES	31.633	10	50 E. LAVERTY	30.929	10	7 C. DAVIES	21.285	10	91 L. HASLAM	26.231
11	33 M. MELANDRI	31.706	11	36 L. MERCADO	31.047	11	36 L. MERCADO	21.307	11	1 J. REA	26.264
12	60 M. VAN DER MARK	31.718	12	33 M. MELANDRI	31.074	12	33 M. MELANDRI	21.324	12	2 L. CAMIER	26.396
13	7 C. DAVIES	31.723	13	91 L. HASLAM	31.074	13	81 J. TORRES	21.380	13	66 T. SYKES	26.404
14	36 L. MERCADO	31.803	14	60 M. VAN DER MARK	31.084	14	91 L. HASLAM	21.404	14	28 M. REITERBERGER	26.445
15	2 L. CAMIER	31.886	15	2 L. CAMIER	31.124	15	2 L. CAMIER	21.406	15	33 M. MELANDRI	26.456
16	54 T. RAZGATLIOGLU	31.906	16	54 T. RAZGATLIOGLU	31.197	16	54 T. RAZGATLIOGLU	21.453	16	23 R. KIYONARI	26.522
17	52 A. DELBIANCO	32.333	17	52 A. DELBIANCO	31.569	17	52 A. DELBIANCO	21.743	17	36 L. MERCADO	26.556
18	23 R. KIYONARI	32.424	18	23 R. KIYONARI	31.738	18	23 R. KIYONARI	21.935	18	52 A. DELBIANCO	27.105

06/04/2019

These data/results cannot be reproduced, stored and/or transmitted in whole or in part by any manner of electronic, mechanical, photocopying, recording, broadcasting or otherwise now known or herein after developed without the previous express consent by the copyright owner, except for reproduction in daily press and regular printed publications on sale to the public within 60 days of the event related to those data/results and always provided that copyright symbol appears together as follows below.

© DORNA WSBK ORGANIZATION Srl 2019

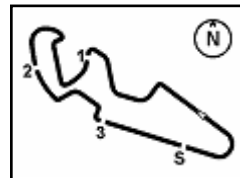
FICR PERUGIA TIMING



Official Tyre Supplier



Official Timekeeper



MotorLand Aragon 5.077 m

Motocard Aragon Round, 5-7 April 2019

Ideal Times Tissot Superpole

No.	Rider	Nat	Bike	Seg. 1	Seg. 2	Seg. 3	Seg. 4	Ideal Time		
				Diff. 1	Diff. 2	Diff. 3	Diff. 4	Best Lap	Pos.	Diff.
1	19 A. BAUTISTA	ESP	Ducati Panigale V4 R	31.262	30.748	21.195	25.826 +0.018	1'49.031 1'49.049	1	0.018
2	66 T. SYKES	GBR	BMW S1000 RR	31.250	30.577	20.940	26.404 +0.386	1'49.171 1'49.557	3	0.386
3	11 S. CORTESE	GER	Yamaha YZF R1	31.411	30.692	21.210	26.101	1'49.414 1'49.414	2	
4	50 E. LAVERTY	IRL	Ducati Panigale V4 R	31.393	30.929 +0.115	21.257 +0.022	25.926 +0.080	1'49.505 1'49.722	6	0.217
5	22 A. LOWES	GBR	Yamaha YZF R1	31.384	30.891	21.228	26.060	1'49.563 1'49.563	4	
6	21 M. RINALDI	ITA	Ducati Panigale V4 R	31.568	30.853	21.209	26.059	1'49.689 1'49.689	5	
7	28 M. REITERBERGER	GER	BMW S1000 RR	31.344	30.890	21.100	26.445	1'49.779 1'49.779	7	
8	1 J. REA	GBR	Kawasaki ZX-10RR	31.461	30.903 +0.162	21.206	26.264 +0.017	1'49.834 1'50.013	10	0.179
9	7 C. DAVIES	GBR	Ducati Panigale V4 R	31.723	30.849	21.285	26.113	1'49.970 1'49.970	8	
10	81 J. TORRES	ESP	Kawasaki ZX-10RR	31.633	30.803	21.380	26.168	1'49.984 1'49.984	9	
11	60 M. VAN DER MARK	NED	Yamaha YZF R1	31.718	31.084	21.247 +0.154	26.061	1'50.110 1'50.264	11	0.154
12	91 L. HASLAM	GBR	Kawasaki ZX-10RR	31.445	31.074	21.404 +0.010	26.231 +0.219	1'50.154 1'50.383	12	0.229
13	33 M. MELANDRI	ITA	Yamaha YZF R1	31.706	31.074	21.324	26.456	1'50.560 1'50.560	13	
14	54 T. RAZGATLIOGLU	TUR	Kawasaki ZX-10RR	31.906	31.197 +0.119	21.453 +0.059	26.152 +0.099	1'50.708 1'50.985	16	0.277
15	36 L. MERCADO	ARG	Kawasaki ZX-10RR	31.803	31.047	21.307	26.556 +0.109	1'50.713 1'50.822	15	0.109
16	2 L. CAMIER	GBR	Honda CBR1000RR	31.886	31.124	21.406	26.396	1'50.812 1'50.812	14	
17	23 R. KIYONARI	JPN	Honda CBR1000RR	32.424	31.738	21.935 +0.097	26.522	1'52.619 1'52.716	17	0.097
18	52 A. DELBIANCO	ITA	Honda CBR1000RR	32.333 +0.012	31.569	21.743	27.105 +0.007	1'52.750 1'52.769	18	0.019
Overall Ideal Time				31.250	30.577	20.940	25.826	1'48.593		

06/04/2019
These data/results cannot be reproduced, stored and/or transmitted in whole or in part by any manner of electronic, mechanical, photocopying, recording, broadcasting or otherwise now known or herein after developed without the previous express consent by the copyright owner, except for reproduction in daily press and regular printed publications on sale to the public within 60 days of the event related to those data/results and always provided that copyright symbol appears together as follows below.
© DORNA WSBK ORGANIZATION Srl 2019

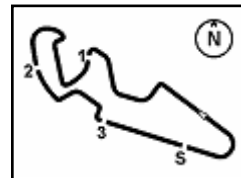
FICR PERUGIA TIMING



Official Tyre Supplier



Official Timekeeper



1° 19 A. BAUTISTA (1'49.049)							
Lap	Seg.1	Seg.2	Seg.3	Seg.4	Lap Time	km/h	Local Time
1		32.371	21.880	33.485	196,4	11:02'20.601	
2	31.788	30.999	21.335	25.906	1'50.028	316,7	11:04'10.629
3	31.420	30.903	21.524	25.951	1'49.798	319,5	11:06'00.427
4	31.474	31.008	21.387	25.832	1'49.701	319,5	11:07'50.128
5	31.562	31.184	21.532	26.050	1'50.328	317,6	11:09'40.456
6	31.664	31.140	21.396	26.005	1'50.205	316,7	11:11'30.661
7	31.606	31.366	21.443	26.034	1'50.449	318,6	11:13'21.110
8	32.369	33.213	22.567	32.513	2'00.662P	318,6	11:15'21.772
9	5'24.683	31.564	21.432	25.826	6'43.505P	318,6	11:22'05.277
10	31.262	30.748	21.195	25.844	1'49.049	319,5	11:23'54.326
11	37.241	31.802	21.862	26.320	1'57.225	317,6	11:25'51.551

2° 11 S. CORTESE (1'49.414)							
Lap	Seg.1	Seg.2	Seg.3	Seg.4	Lap Time	km/h	Local Time
1		32.826	22.587	27.509	294,3	11:02'07.593	
2	31.643	31.106	21.311	26.455	1'50.515	304,2	11:03'58.108
3	35.904	32.274	22.113	32.858	2'03.149P	302,5	11:06'01.257
4	3'13.747	32.497	22.237	26.485	4'34.966P	304,2	11:10'36.223
5	31.607	31.122	21.344	26.388	1'50.461	306,8	11:12'26.684
6	33.336	32.635	22.426	33.420	2'01.817P	304,2	11:14'28.501
7	6'52.954	34.414	23.850	26.418	8'17.636P	306,8	11:22'46.137
8	31.411	30.692	21.210	26.101	1'49.414	308,6	11:24'35.551
9	38.576	33.713	23.479	27.649	2'03.417	304,2	11:26'38.968

3° 66 T. SYKES (1'49.557)							
Lap	Seg.1	Seg.2	Seg.3	Seg.4	Lap Time	km/h	Local Time
1		32.672	22.433	28.839	262,8	11:02'57.172	
2	32.015	31.970	22.444	28.161	1'54.590	282,0	11:04'51.762
3	31.517	30.795	21.084	26.404	1'49.800	305,1	11:06'41.562
4	31.516	31.086	21.261	26.966	1'50.829	304,2	11:08'32.391
5	31.744	31.016	21.270	26.630	1'50.660	305,9	11:10'23.051
6	32.845	31.809	22.037	33.217	1'59.908P	305,1	11:12'22.959
7	8'56.829	32.389	21.511	26.746	10'17.475P	305,1	11:22'40.434
8	31.250	30.577	20.940	26.790	1'49.557	305,1	11:24'29.991
9	33.548	33.386	23.172	27.639	1'57.745	303,4	11:26'27.736

4° 22 A. LOWES (1'49.563)							
Lap	Seg.1	Seg.2	Seg.3	Seg.4	Lap Time	km/h	Local Time
1		32.873	21.903	29.555	265,4	11:02'17.523	
2	31.728	31.010	21.374	26.363	1'50.475	305,1	11:04'07.998
3	36.201	31.238	23.008	26.289	1'56.736	308,6	11:06'04.734
4	31.664	31.106	21.540	26.148	1'50.458	314,0	11:07'55.192
5	32.030	31.153	21.482	35.146	1'59.811P	314,0	11:09'55.003
6	10'55.089	32.269	21.896	26.193	12'15.447P	312,1	11:22'10.450
7	31.384	30.891	21.228	26.060	1'49.563	314,0	11:24'00.013
8	42.446	32.602	21.993	26.743	2'03.784	310,3	11:26'03.797

5° 21 M. RINALDI (1'49.689)							
Lap	Seg.1	Seg.2	Seg.3	Seg.4	Lap Time	km/h	Local Time
1		32.058	22.077	26.512	307,7	11:01'59.310	
2	32.029	31.268	21.297	26.116	1'50.710	308,6	11:03'50.020
3	31.646	31.413	21.354	26.188	1'50.601	310,3	11:05'40.621
4	35.797	33.880	22.966	33.883	2'06.526P	308,6	11:07'47.147
5	12'59.793	31.382	21.609	26.264	14'19.048P	315,8	11:22'06.195
6	31.568	30.853	21.209	26.059	1'49.689	314,9	11:23'55.884
7	42.928	33.084	22.350	35.284	2'13.646P	304,2	11:26'09.530

6° 50 E. LAVERTY (1'49.722)							
Lap	Seg.1	Seg.2	Seg.3	Seg.4	Lap Time	km/h	Local Time
1		32.920	22.271	27.025	303,4	11:02'38.328	

2		31.862	31.048	21.257	26.156	1'50.323	307,7	11:04'28.651
3		31.564	31.008	21.329	26.037	1'49.938	309,5	11:06'18.589
4		31.660	31.177	21.343	26.123	1'50.303	312,1	11:08'08.892
5		34.137	33.193	22.093	34.521	2'03.944P	303,4	11:10'12.836
6		6'02.236	32.135	21.876	26.908	7'23.155P	305,1	11:17'35.991
7		31.593	30.929	21.304	25.926	1'49.752	312,1	11:19'25.743
8		31.393	31.044	21.279	26.006	1'49.722	311,2	11:21'15.465
9		35.521	33.654	23.128	28.669	2'00.972	298,3	11:23'16.437
10		37.304	33.623	23.176	27.995	2'02.098	300,8	11:25'18.535

7° 28 M. REITERBERGER (1'49.779)							
Lap	Seg.1	Seg.2	Seg.3	Seg.4	Lap Time	km/h	Local Time
1		33.365	22.708	27.726	264,7	11:03'27.406	
2	31.584	31.297	21.416	26.578	1'50.875	303,4	11:05'18.281
3	31.653	31.041	21.294	27.311	1'51.299	305,1	11:07'09.580
4	31.548	31.181	21.526	26.714	1'50.969	305,1	11:09'00.549
5	31.561	31.173	21.478	26.638	1'50.850	305,9	11:10'51.399
6	31.811	34.427	23.271	26.843	1'56.352	305,1	11:12'47.751
7	31.703	31.304	30.567	36.452	2'10.026P	220,4	11:14'57.777
8	6'24.713	32.418	22.138	26.547	7'45.816P	306,8	11:22'43.593
9	31.344	30.890	21.100	26.445	1'49.779	306,8	11:24'33.372
10	35.400	33.418	22.251	26.687	1'57.756	307,7	11:26'31.128

8° 7 C. DAVIES (1'49.970)							
Lap	Seg.1	Seg.2	Seg.3	Seg.4	Lap Time	km/h	Local Time
1		34.108	22.900	27.391	287,2	11:02'22.330	
2	32.538	31.731	21.603	26.541	1'52.413	314,0	11:04'14.743
3	32.179	32.275	21.831	32.264	1'58.549P	313,0	11:06'13.292
4	3'44.271	32.059	22.321	26.570	5'05.221P	312,1	11:11'18.513
5	31.954	31.303	21.569	26.162	1'50.988	314,0	11:13'09.501
6	32.038	31.441	21.354	26.305	1'51.138	314,9	11:15'00.639
7	31.977	32.363	22.356	31.886	1'58.582P	313,0	11:16'59.221
8	3'49.085	32.598	21.838	26.406	5'09.927P	316,7	11:22'09.148
9	31.723	30.849	21.285	26.113	1'49.970	318,6	11:23'59.118
10	40.720	34.920	21.938	34.632	2'12.210P	281,3	11:26'11.328

9° 81 J. TORRES (1'49.984)							
Lap	Seg.1	Seg.2	Seg.3	Seg.4	Lap Time	km/h	Local Time
1		32.731	21.896	29.757	229,8	11:02'17.167	
2	32.332	31.123	21.669	26.610	1'51.734	303,4	11:04'08.901
3	31.793	31.158	21.537	26.385	1'50.873	302,5	11:05'59.774
4	31.816	31.099	21.427	26.372	1'50.714	303,4	11:07'50.488
5	31.713	31.215	21.481	26.561	1'50.970	305,1	11:09'41.458
6	32.990	32.395	22.591	33.298	2'01.274P	301,7	11:11'42.732
7	10'16.541	32.139	21.807	26.324	11'36.811P	307,7	11:23'19.543
8	31.633	30.803	21.380	26.168	1'49.984	304,2	11:25'09.527

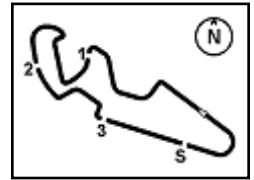
10° 1 J. REA (1'50.013)							
Lap	Seg.1	Seg.2	Seg.3	Seg.4	Lap Time	km/h	Local Time
1		31.910	21.656	26.460	306,8	11:01'52.203	
2	31.604	30.903	21.356	26.264	1'50.127	306,8	11:03'42.330
3	31.527	31.004	21.262	26.280	1'50.073	306,8	11:05'32.403
4	31.461	31.065	21.206	26.281	1'50.013	306,8	11:07'22.416
5	31.575	32.756	22.543	31.842	1'58.716P	306,8	11:09'21.132
6	5'32.681	31.683	21.467	26.410	6'52.241P	306,8	11:16'13.373
7	31.539	30.981	21.266	31.506	1'55.292P	307,7	11:18'08.665
8	3'50.210	32.220	21.815	26.317	5'10.562P	310,3	11:23'19.227
9	32.878	31.847	21.583	26.333	1'52.641	309,5	11:25'11.868

11° 60 M. VAN DER MARK (1'50.264)							
Lap	Seg.1	Seg.2	Seg.3	Seg.4	Lap Time	km/h	Local Time
1		34.085	22.258	26.534	306,8	11:02'00.359	

06/04/2019 P = Pits In/Out - C = Lap Time Cancelled

These data/results cannot be reproduced, stored and/or transmitted in whole or in part by any manner of electronic, mechanical, photocopying, recording, broadcasting or otherwise now known or herein after developed without the previous express consent by the copyright owner, except for reproduction in daily press and regular printed publications on sale to the public within 60 days of the event related to those data/results and always provided that copyright symbol appears together as follows below.

© DORNA WSBK ORGANIZATION Srl 2019



Motocard Aragon Round, 5-7 April 2019 Chronological Analysis Tissot Superpole

2 / 2

2	32.043	31.222	21.247	26.396	1'50.908	308,6	11:03'51.267	2	31.981	31.276	21.453	26.577	1'51.287	304,2	11:03'43.838
3	31.806	31.377	21.328	26.434	1'50.945	307,7	11:05'42.212	3	31.962	31.197	21.504	26.448	1'51.111	301,7	11:05'34.949
4	31.936	31.424	21.431	26.578	1'51.369	306,8	11:07'33.581	4	31.952	31.330	21.612	26.639	1'51.533	302,5	11:07'26.482
5	35.215	32.744	22.071	33.391	2'03.421P	305,1	11:09'37.002	5	32.329	31.666	21.825	32.971	1'58.791P	302,5	11:09'25.273
6	11'15.972	31.975	22.107	26.215	12'36.269P	314,0	11:22'13.271	6	11'26.792	32.308	21.817	26.152	12'47.069P	312,1	11:22'12.342
7	31.718	31.084	21.401	26.061	1'50.264	314,9	11:24'03.535	7	31.906	31.316	21.512	26.251	1'50.985	307,7	11:24'03.327
8	35.529	33.440	22.319	26.791	1'58.079	314,0	11:26'01.614	8	36.302	32.686	22.277	34.742	2'06.007P	304,2	11:26'09.334

12° 91 L. HASLAM (1'50.383)							
Lap	Seg.1	Seg.2	Seg.3	Seg.4	Lap Time	km/h	Local Time
1		32.872	22.530	27.331		296,7	11:02'06.633
2	31.759	31.226	32.799	26.725	2'02.509	312,1	11:04'09.142
3	31.870	31.237	21.404	30.416	1'54.927	314,9	11:06'04.069
4	31.814	31.290	21.594	26.231	1'50.929	312,1	11:07'54.998
5	31.862	31.301	21.454	26.284	1'50.901	311,2	11:09'45.899
6	33.214	32.024	21.957	34.077	2'01.272P	308,6	11:11'47.171
7	5'19.032	34.079	22.736	26.594	6'42.441P	307,7	11:18'29.612
8	31.576	37.415	24.335	26.624	1'59.950	308,6	11:20'29.562
9	31.445	31.074	21.414	26.450	1'50.383	314,0	11:22'19.945
10	31.671	31.209	21.685	26.671	1'51.236	312,1	11:24'11.181
11	37.970	34.810	23.892	38.344	2'15.016P	220,0	11:26'26.197

17° 23 R. KIYONARI (1'52.716)							
Lap	Seg.1	Seg.2	Seg.3	Seg.4	Lap Time	km/h	Local Time
1		33.500	23.027	27.301		305,1	11:02'22.865
2		31.738	22.032	26.522	1'52.716	309,5	11:04'15.581
3	32.753	32.133	22.063	26.782	1'53.731	308,6	11:06'09.312
4	32.468	32.051	22.463	26.911	1'53.893	305,9	11:08'03.205
5	32.889	32.091	22.146	26.850	1'53.976	305,9	11:09'57.181
6	32.654	31.884	41.386	27.472	2'13.396	307,7	11:12'10.577
7	32.838	32.194	21.935	26.951	1'53.918	305,9	11:14'04.495
8	32.764	32.069	22.380	35.938	2'03.151P	304,2	11:16'07.646
9	4'13.481	33.151	22.602	27.156	5'36.390P	305,1	11:21'44.036
10	33.024	32.195	35.066	27.557	2'07.842	305,1	11:23'51.878

13° 33 M. MELANDRI (1'50.560)							
Lap	Seg.1	Seg.2	Seg.3	Seg.4	Lap Time	km/h	Local Time
1		37.347	23.177	27.534		304,2	11:02'11.355
2	31.923	31.500	29.753	27.088	2'00.264	309,5	11:04'11.619
3	31.706	31.074	21.324	26.456	1'50.560	308,6	11:06'02.179
4	33.419	33.962	21.822	33.060	2'02.263P	304,2	11:08'04.442
5	2'40.769	32.602	23.100	27.836	4'04.307P	292,7	11:12'08.749
6	32.275	32.112	21.693	26.679	1'52.759	305,1	11:14'01.508
7	33.160	32.053	22.191	33.417	2'00.821P	305,1	11:16'02.329
8	4'49.028	32.448	21.865	26.520	6'09.861P	309,5	11:22'12.190

18° 52 A. DELBIANCO (1'52.769)							
Lap	Seg.1	Seg.2	Seg.3	Seg.4	Lap Time	km/h	Local Time
1		32.331	22.257	27.708		288,0	11:02'08.297
2	32.333	31.909	33.483	27.803	2'05.528	290,3	11:04'13.825
3	32.681	31.955	21.911	27.105	1'53.652	291,1	11:06'07.477
4	32.730	34.076	22.684	27.391	1'56.881	292,7	11:08'04.358
5	32.593	31.910	21.805	27.159	1'53.467	294,3	11:09'57.825
6	32.630	31.957	28.071	34.496	2'07.154P	282,7	11:12'04.979
7	8'50.307	32.326	21.962	27.164	10'11.759P	295,9	11:22'16.738
8	32.345	31.569	21.743	27.112	1'52.769	294,3	11:24'09.507
9	38.996	34.690	25.504	35.151	2'14.341P	261,5	11:26'23.848

14° 2 L. CAMIER (1'50.812)							
Lap	Seg.1	Seg.2	Seg.3	Seg.4	Lap Time	km/h	Local Time
1		32.530	21.978	26.952		302,5	11:02'47.830
2	31.983	31.571	21.502	26.885	1'51.941	301,7	11:04'39.771
3	31.902	31.494	21.538	26.572	1'51.506	303,4	11:06'31.277
4	33.128	31.942	21.753	32.826	1'59.649P	303,4	11:08'30.926
5	3'06.845	32.011	21.658	26.685	4'27.199P	303,4	11:12'58.125
6	32.167	31.381	21.520	26.681	1'51.749	304,2	11:14'49.874
7	33.068	32.006	21.760	32.740	1'59.574P	304,2	11:16'49.448
8	4'05.265	31.882	21.694	26.521	5'25.362P	307,7	11:22'14.810
9	31.886	31.124	21.406	26.396	1'50.812	307,7	11:24'05.622
10	35.011	35.654	22.321	28.386	2'01.372	285,7	11:26'06.994

15° 36 L. MERCADO (1'50.822)							
Lap	Seg.1	Seg.2	Seg.3	Seg.4	Lap Time	km/h	Local Time
1		32.278	22.295	27.716		291,1	11:02'08.137
2	32.226	31.430	21.363	26.808	1'51.827	301,7	11:03'59.964
3	33.145	33.687	22.037	27.013	1'55.882	304,2	11:05'55.846
4	32.386	31.796	21.557	33.038	1'58.777P	296,7	11:07'54.623
5	4'09.018	31.512	21.528	26.784	5'28.842P	301,7	11:13'23.465
6	32.070	31.508	21.431	26.646	1'51.655	300,0	11:15'15.120
7	32.479	31.678	21.612	32.606	1'58.375P	300,8	11:17'13.495
8	3'30.448	35.053	21.519	26.556	4'53.576P	305,9	11:22'07.071
9	31.803	31.047	21.307	26.665	1'50.822	305,1	11:23'57.893
10	34.300	33.042	23.170	27.641	1'58.153	298,3	11:25'56.046

16° 54 T. RAZGATLIOGLU (1'50.985)							
Lap	Seg.1	Seg.2	Seg.3	Seg.4	Lap Time	km/h	Local Time
1		31.983	21.716	26.398		305,1	11:01'52.551

06/04/2019 P = Pits In/Out - C = Lap Time Cancelled

These data/results cannot be reproduced, stored and/or transmitted in whole or in part by any manner of electronic, mechanical, photocopying, recording, broadcasting or otherwise now known or herein after developed without the previous express consent by the copyright owner, except for reproduction in daily press and regular printed publications on sale to the public within 60 days of the event related to those data/results and always provided that copyright symbol appears together as follows below.

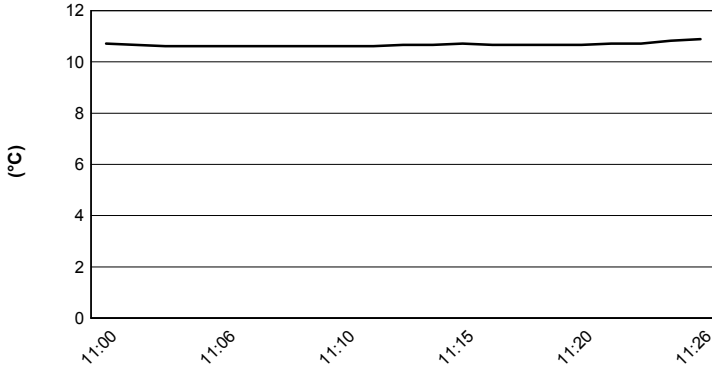
© DORNA WSBK ORGANIZATION Srl 2019

Motocard Aragon Round, 5-7 April 2019

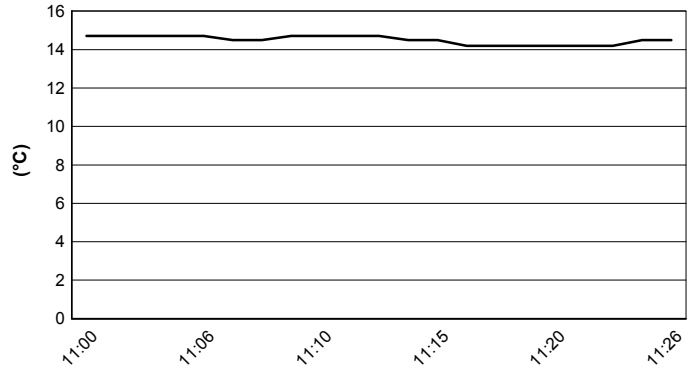
Weather Report Tissot Superpole

Session started 11:00 - Session ended 11:27


Air Temperature



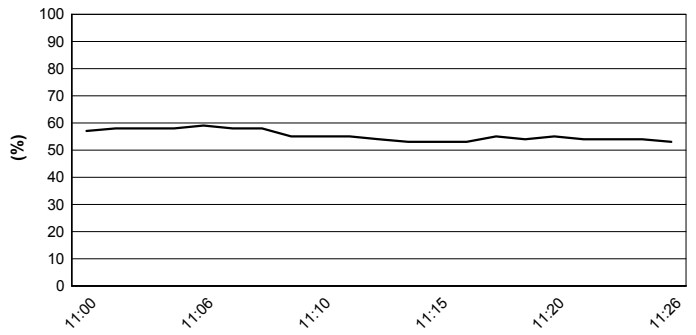
Track Temperature



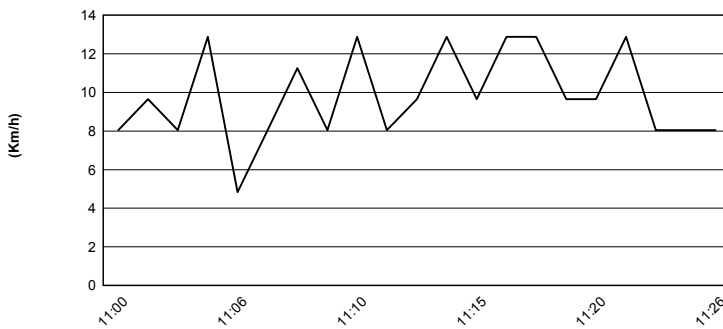
Air Pressure



Humidity



Wind Speed



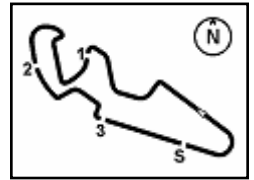
Wind Direction



06/04/2019

These data/results cannot be reproduced, stored and/or transmitted in whole or in part by any manner of electronic, mechanical, photocopying, recording, broadcasting or otherwise now known or herein after developed without the previous express consent by the copyright owner, except for reproduction in daily press and regular printed publications on sale to the public within 60 days of the event related to those data/results and always provided that copyright symbol appears together as follows below.

© DORNA WSBK ORGANIZATION Srl 2019



MotorLand Aragon 5.077 m

Motocard Aragon Round, 5-7 April 2019

Starting Grid - Race 1

18 Laps x 5,077 km = 91,386 km

Pos	Number	Name	Team	Time	Grid
1	19	BAUTISTA A.	Ducati	1'49.049	1
2	22	LOWES A.	Yamaha	1'49.563	2
3	28	REITERBERGER M.	BMW	1'49.779	3
4	1	REA J.	Kawasaki	1'50.013	4
5	33	MELANDRI M.	Yamaha	1'50.560	5
6	54	RAZGATLIOGLU T.	Kawasaki	1'50.985	6
7	66	SYKES T.	BMW	1'49.557	7
8	11	CORTESE S.	Yamaha	1'49.414	8
9	21	RINALDI M.	Ducati	1'49.689	9
10	7	DAVIES C.	Ducati	1'49.970	10
11	81	TORRES J.	Kawasaki	1'49.984	11
12	60	VAN DER MARK M.	Yamaha	1'50.264	12
13	2	CAMIER L.	Honda	1'50.812	13
14	91	HASLAM L.	Kawasaki	1'50.383	14
15	36	MERCADO L.	Kawasaki	1'50.822	15
16	52	DELBIANCO A.	Honda	1'52.769	16
17	23	KIYONARI R.	Honda	1'52.716	17

06/04/2019 Jury President

These data/results cannot be reproduced, stored and/or transmitted in whole or in part by any manner of electronic, mechanical, photocopying, recording, broadcasting or otherwise now known or herein after developed without the previous express consent by the copyright owner, except for reproduction in daily press and regular printed publications on sale to the public within 60 days of the event related to those data/results and always provided that copyright symbol appears together as follows below.

© DORNA WSBK ORGANIZATION Srl 2019

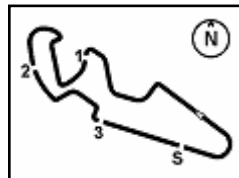
FKR PERUGIA TIMING



Official Tyre Supplier



Official Timekeeper



Motocard Aragon Round, 5-7 April 2019

Tissot Superpole Ranking

	2016	2017	2018	2019
01 Phillip Island Grand Prix Circuit	Sykes (Gbr) Kaw 1'30.020 (177,8 Km/h)	Rea (Gbr) Kaw 1'29.573 (178,6 Km/h)	Sykes (Gbr) Kaw 1'30.099 (177,6 Km/h)	Rea (Gbr) Kaw 1'29.413 (179,0 Km/h)
02 Chang International Circuit	van der Mark (Ned) Hon 1'33.452 (175,4 Km/h)	Rea (Gbr) Kaw 1'32.957 (176,4 Km/h)	Rea (Gbr) Kaw 1'32.814 (176,6 Km/h)	Bautista (Esp) Duc 1'31.912 (178,4 Km/h)
03 Motorland Aragon	Sykes (Gbr) Kaw 1'49.374 (167,1 Km/h)	Davies (Gbr) Duc 1'49.319 (167,2 Km/h)	Melandri (Ita) Duc 1'49.543 (166,8 Km/h)	Bautista (Esp) Duc 1'49.049 (167,6 Km/h)
04 TT Circuit Assen	Sykes (Gbr) Kaw 1'35.440 (171,3 Km/h)	Rea (Gbr) Kaw 1'33.505 (174,9 Km/h)	Lowes (Gbr) Yam 1'34.066 (173,8 Km/h)	
05 Autodromo Internazionale Enzo e Dino	Davies (Gbr) Duc 1'45.598 (168,2 Km/h)	Davies (Gbr) Duc 1'45.662 (168,1 Km/h)	Rea (Gbr) Kaw 1'45.797 (167,9 Km/h)	
06 Circuito de Jerez Ángel Nieto	Sykes (Gbr) Kaw 1'39.190 (160,5 Km/h)	Melandri (Ita) Duc 1'38.960 (160,9 Km/h)		
07 Misano World Circuit "Marco Simoncelli"	Sykes (Gbr) Kaw 1'34.037 (155,4 Km/h)	Sykes (Gbr) Kaw 1'33.662 (156,1 Km/h)	Sykes (Gbr) Kaw 1'33.640 (156,1 Km/h)	
08 Donington Park	Sykes (Gbr) Kaw 1'26.712 (0,0 Km/h)	Sykes (Gbr) Kaw 1'26.641 (0,0 Km/h)	Sykes (Gbr) Kaw 1'26.663 (0,0 Km/h)	
09 WeatherTech Raceway Laguna Seca	Sykes (Gbr) Kaw 1'22.155 (158,2 Km/h)	Sykes (Gbr) Kaw 1'22.476 (157,6 Km/h)	Davies (Gbr) Duc 1'22.282 (157,9 Km/h)	
10 Autódromo Internacional do Algarve		Rea (Gbr) Kaw 1'41.430 (163,0 Km/h)	Lavery (Irl) Apr 1'40.705 (164,2 Km/h)	
11 Circuit de Nevers Magny-Cours	Rea (Gbr) Kaw 1'52.881 (134,7 Km/h)	Rea (Gbr) Kaw 1'56.555 (130,5 Km/h)	Sykes (Gbr) Kaw 1'35.696 (158,9 Km/h)	
12 Circuit San Juan Villicum			Melandri (Ita) Duc 1'39.012 (155,5 Km/h)	
13 Losail International Circuit	Rea (Gbr) Kaw 1'56.356 (166,5 Km/h)	Rea (Gbr) Kaw 1'56.228 (166,6 Km/h)	Sykes (Gbr) Kaw 1'56.124 (166,8 Km/h)	

2019

2 **A. Bautista**
1 J. Rea

ALL TIMES

48 T. Sykes	6 J. Kocinski	2 A. Gobert	1 S. Crafar
43 T. Corser	6 C. Crutchlow	2 D. Tardozzi	1 R. Burnett
26 T. Bayliss	6 C. Davies	2 A. Yanagawa	1 J. Reynolds
21 C. Fogarty	5 D. Giugliano	2 M. Lucchinelli	1 S. Hislop
17 D. Polen	5 M. Biaggi	2 B. Bostrom	1 M. Mladin
17 J. Rea	4 F. Merkel	2 B. Monti	1 R. Xaus
16 N. Hodgson	4 J. Toseland	2 M. Campbell	1 M. Tamada
15 C. Edwards	4 S. Guintoli	2 Y. Nagai	1 L. Lanzi
11 B. Spies	4 M. Melandri	2 M. Neukirchner	1 M. Fabrizio
10 P. Chili	3 S. Mertens	2 L. Baz	1 A. Badovini
10 C. Checa	3 R. Phillis	2 A. Bautista	1 F. Nieto
9 R. Roche	3 S. Martin	1 M. Doohan	1 T. Hill
8 G. Falappa	3 C. Vermeulen	1 D. Chandler	1 A. Lowes
8 S. Russell	3 Y. Kagayama	1 P. Goddard	1 J. Hopkins
8 A. Slight	3 L. Haslam	1 M. Dowson	1 M. van der Mark
7 N. Haga	3 J. Smrz	1 A. Vieira	1 I. Jaitovich
7 R. Laconi	3 E. Laverty	1 T. Kipp	

06/04/2019

These data/results cannot be reproduced, stored and/or transmitted in whole or in part by any manner of electronic, mechanical, photocopying, recording, broadcasting or otherwise now known or herein after developed without the previous express consent by the copyright owner, except for reproduction in daily press and regular printed publications on sale to the public within 60 days of the event related to those data/results and always provided that copyright symbol appears together as follows below.

© DORNA WSBK ORGANIZATION Srl 2019

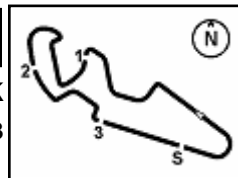
FIKR PERUGIA TIMING



Official Tyre Supplier



Official Timekeeper



Motocard Aragon Round, 5-7 April 2019 Tissot Superpole Award

MotorLand Aragon 5.077 m

	Points	Points From First	Points From Previous	February 24	March 17	April 7	April 14	May 12	June 9	June 23	July 7	July 14	September 8	September 24	October 13	October 26			
				PHILLIP ISLAND	BURIRAM	ARAGON	ASSEN	IMOLA	JEREZ	MISANO	DONINGTON PARK	LAGUNA SECA	PORTIMAO	MAGNY COURS	VILLICUM	LOSAIL			
1 BAUTISTA Alvaro (ESP)	55			7 12	12 12	12													
2 REA Jonathan (GBR)	39	16		12 9	9 9														
3 LOWES Alex (GBR)	31	24	8	5 6	7 7	6													
4 HASLAM Leon (GBR)	26	29	5	9 7	5 5														
5 CORTESE Sandro (GER)	25	30	1	4 3	6 3	9													
6 SYKES Tom (GBR)	17	38	8	6	4	7													
7 VAN DER MARK Michael (NED)	14	41	3	3 5	6														
8 MELANDRI Marco (ITA)	12	43	2	1 4	3 4														
9 RINALDI Michael Ruben (ITA)	9	46	3	2 2		5													
10 LAVERTY Eugene (IRL)	7	48	2	1	2	4													
11 DAVIES Chaz (GBR)	5	50	2		1 2	2													
12 REITERBERGER Markus (GER)	3	52	2			3													
13 TORRES Jordi (ESP)	1	54	2			1													
14 RAZGATLIOGLU Toprak (TUR)	1	54	0		1														

06/04/2019 Odd points columns: Tissot Superpole Even points columns: Tissot Superpole Race

These data/results cannot be reproduced, stored and/or transmitted in whole or in part by any manner of electronic, mechanical, photocopying, recording, broadcasting or otherwise now known or herein after developed without the previous express consent by the copyright owner, except for reproduction in daily press and regular printed publications on sale to the public within 60 days of the event related to those data/results and always provided that copyright symbol appears together as follows below.

© DORNA WSBK ORGANIZATION Srl 2019