

## Motocard Aragon Round, 5-7 April 2019

### Results Warm Up

MotorLand Aragon 5.077 m

1 / 2

No.	Rider	Nat	Team	Bike	Class	Time	Gap	Rel.	Laps	Speed	
										Avg	Max
1	19 A. BAUTISTA	ESP	ARUBA.IT Racing - Ducati	Ducati Panigale V4 R		<b>1'50.594</b>			7	165,264	<b>321,4</b>
2	66 T. SYKES	GBR	BMW Motorrad WorldSBK Team	BMW S1000 RR		<b>1'50.828</b>	0.234	0.234	7	164,915	<b>308,6</b>
3	22 A. LOWES	GBR	Pata Yamaha WorldSBK Team	Yamaha YZF R1		<b>1'50.885</b>	0.291	0.057	7	164,830	<b>311,2</b>
4	91 L. HASLAM	GBR	Kawasaki Racing Team WorldSBK	Kawasaki ZX-10RR		<b>1'51.053</b>	0.459	0.168	7	164,581	<b>314,9</b>
5	28 M. REITERBERGER	GER	BMW Motorrad WorldSBK Team	BMW S1000 RR		<b>1'51.253</b>	0.659	0.200	7	164,285	<b>308,6</b>
6	60 M. VAN DER MARK	NED	Pata Yamaha WorldSBK Team	Yamaha YZF R1		<b>1'51.261</b>	0.667	0.008	7	164,273	<b>314,0</b>
7	1 J. REA	GBR	Kawasaki Racing Team WorldSBK	Kawasaki ZX-10RR		<b>1'51.263</b>	0.669	0.002	7	164,270	<b>314,0</b>
8	11 S. CORTESE	GER	GRT Yamaha WorldSBK	Yamaha YZF R1	IND	<b>1'51.396</b>	0.802	0.133	7	164,074	<b>310,3</b>
9	50 E. LAVERTY	IRL	Team Gooleven	Ducati Panigale V4 R	IND	<b>1'51.438</b>	0.844	0.042	6	164,012	<b>315,8</b>
10	7 C. DAVIES	GBR	ARUBA.IT Racing - Ducati	Ducati Panigale V4 R		<b>1'51.461</b>	0.867	0.023	7	163,978	<b>319,5</b>
11	21 M. RINALDI	ITA	BARNI Racing Team	Ducati Panigale V4 R	IND	<b>1'51.506</b>	0.912	0.045	7	163,912	<b>315,8</b>
12	33 M. MELANDRI	ITA	GRT Yamaha WorldSBK	Yamaha YZF R1	IND	<b>1'51.528</b>	0.934	0.022	7	163,880	<b>312,1</b>
13	81 J. TORRES	ESP	Team Pedercini Racing	Kawasaki ZX-10RR	IND	<b>1'51.749</b>	1.155	0.221	7	163,556	<b>305,1</b>
14	54 T. RAZGATLIOGLU	TUR	Turkish Puccetti Racing	Kawasaki ZX-10RR	IND	<b>1'51.845</b>	1.251	0.096	7	163,415	<b>306,8</b>
15	2 L. CAMIER	GBR	Moriwaki Althea Honda Team	Honda CBR1000RR		<b>1'52.508</b>	1.914	0.663	7	162,452	<b>309,5</b>
16	23 R. KIYONARI	JPN	Moriwaki Althea Honda Team	Honda CBR1000RR		<b>1'53.338</b>	2.744	0.830	7	161,263	<b>313,0</b>
17	52 A. DELBIANCO	ITA	Althea Mie Racing Team	Honda CBR1000RR	IND	<b>1'56.175</b>	5.581	2.837	3	157,325	<b>293,5</b>

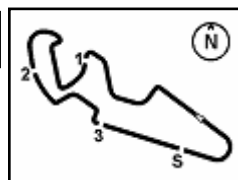
AIR	Humidity:	73%	Temp:	7°C
TRACK	Condition:	Dry	Temp:	10°C

Records	Pole (SP)	2019 A.Bautista	1'49.049	167,610	Km/h
	Race (RC1)	2019 A.Bautista	1'49.755	166,530	Km/h
	All Times (SP)	2019 A.Bautista	1'49.049	167,610	Km/h

07/04/2019 Start 09:00 End 09:17 The results are provisional until the end of the time limit for protests and appeals and the completion of the technical checks.

These data/results cannot be reproduced, stored and/or transmitted in whole or in part by any manner of electronic, mechanical, photocopying, recording, broadcasting or otherwise now known or herein after developed without the previous express consent by the copyright owner, except for reproduction in daily press and regular printed publications on sale to the public within 60 days of the event related to those data/results and always provided that copyright symbol appears together as follows below.

© DORNA WSBK ORGANIZATION Srl 2019



## Motocard Aragon Round, 5-7 April 2019

### Results Warm Up

#### Session Highlights

Local Time	No. Rider	Description
09.00.00		Start
09.00.04		WorldSBK Pit Intervention Time: 56secs
09.04.20	81 J. TORRES	On Asphalt - Re-Joined - Turn 12
09.07.16	7 C. DAVIES	On Asphalt - Re-Joined - Turn 16
09.07.31	11 S. CORTESE	On Asphalt - Re-Joined - Turn 1
09.08.35	52 A. DELBIANCO	On Asphalt - Re-Joined - Turn 12
09.12.04	7 C. DAVIES	On Asphalt - Re-Joined - Turn 12
09.14.10	11 S. CORTESE	On Asphalt - Re-Joined - Turn 12
09.17.13		End Of Session

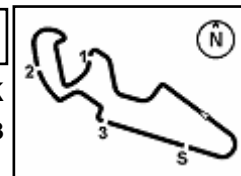
#### Fastest Laps Sequence

No.	Rider	Nat	Team	Bike	Local Time	Time	Gap	Avg
54	T. RAZGATLIOGLU	TUR	Turkish Puccetti Racing	Kawasaki ZX-10RR	09:03'52.401	<b>1'54.507</b>		159,616
19	A. BAUTISTA	ESP	ARUBA.IT Racing - Ducati	Ducati Panigale V4 R	09:04'07.585	<b>1'51.464</b>	-3.043	163,974
22	A. LOWES	GBR	Pata Yamaha WorldSBK Team	Yamaha YZF R1	09:04'15.651	<b>1'51.029</b>	-0.435	164,616
19	A. BAUTISTA	ESP	ARUBA.IT Racing - Ducati	Ducati Panigale V4 R	09:05'58.244	<b>1'50.659</b>	-0.370	165,167
19	A. BAUTISTA	ESP	ARUBA.IT Racing - Ducati	Ducati Panigale V4 R	09:07'48.838	<b>1'50.594</b>	-0.065	165,264

Start 09:00 End 09:17 The results are provisional until the end of the time limit for protests and appeals and the completion of the technical checks.

These data/results cannot be reproduced, stored and/or transmitted in whole or in part by any manner of electronic, mechanical, photocopying, recording, broadcasting or otherwise now known or herein after developed without the previous express consent by the copyright owner, except for reproduction in daily press and regular printed publications on sale to the public within 60 days of the event related to those data/results and always provided that copyright symbol appears together as follows below.

© DORNA WSBK ORGANIZATION Srl 2019



## Motocard Aragon Round, 5-7 April 2019 Best Sectors & Speed Warm Up

MotorLand Aragon 5.077 m

BEST LAP			
1	19 A. BAUTISTA	Ducati Panigale V4 R	1'50.594
2	66 T. SYKES	BMW S1000 RR	1'50.828
3	22 A. LOWES	Yamaha YZF R1	1'50.885
4	91 L. HASLAM	Kawasaki ZX-10RR	1'51.053
5	28 M. REITERBERGER	BMW S1000 RR	1'51.253
6	60 M. VAN DER MARK	Yamaha YZF R1	1'51.261
7	1 J. REA	Kawasaki ZX-10RR	1'51.263
8	11 S. CORTESE	Yamaha YZF R1	1'51.396
9	50 E. LAVERTY	Ducati Panigale V4 R	1'51.438
10	7 C. DAVIES	Ducati Panigale V4 R	1'51.461
11	21 M. RINALDI	Ducati Panigale V4 R	1'51.506
12	33 M. MELANDRI	Yamaha YZF R1	1'51.528
13	81 J. TORRES	Kawasaki ZX-10RR	1'51.749
14	54 T. RAZGATLIOGLU	Kawasaki ZX-10RR	1'51.845
15	2 L. CAMIER	Honda CBR1000RR	1'52.508
16	23 R. KIYONARI	Honda CBR1000RR	1'53.338
17	52 A. DELBIANCO	Honda CBR1000RR	1'56.175

SPEED			
1	19 A. BAUTISTA	Ducati Panigale V4 R	321,4
2	7 C. DAVIES	Ducati Panigale V4 R	319,5
3	50 E. LAVERTY	Ducati Panigale V4 R	315,8
4	21 M. RINALDI	Ducati Panigale V4 R	315,8
5	91 L. HASLAM	Kawasaki ZX-10RR	314,9
6	60 M. VAN DER MARK	Yamaha YZF R1	314,0
7	1 J. REA	Kawasaki ZX-10RR	314,0
8	23 R. KIYONARI	Honda CBR1000RR	313,0
9	33 M. MELANDRI	Yamaha YZF R1	312,1
10	22 A. LOWES	Yamaha YZF R1	311,2
11	11 S. CORTESE	Yamaha YZF R1	310,3
12	2 L. CAMIER	Honda CBR1000RR	309,5
13	28 M. REITERBERGER	BMW S1000 RR	308,6
14	66 T. SYKES	BMW S1000 RR	308,6
15	54 T. RAZGATLIOGLU	Kawasaki ZX-10RR	306,8
16	81 J. TORRES	Kawasaki ZX-10RR	305,1
17	52 A. DELBIANCO	Honda CBR1000RR	293,5

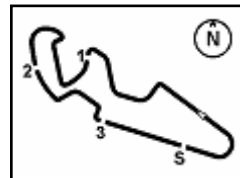
SEG. 1		SEG. 2		SEG. 3		SEG. 4					
1	19 A. BAUTISTA	31.638	1	22 A. LOWES	31.132	1	66 T. SYKES	21.319	1	50 E. LAVERTY	26.048
2	28 M. REITERBERGER	31.691	2	66 T. SYKES	31.152	2	11 S. CORTESE	21.418	2	19 A. BAUTISTA	26.073
3	66 T. SYKES	31.755	3	28 M. REITERBERGER	31.202	3	1 J. REA	21.434	3	21 M. RINALDI	26.243
4	91 L. HASLAM	31.826	4	19 A. BAUTISTA	31.211	4	33 M. MELANDRI	21.453	4	7 C. DAVIES	26.265
5	22 A. LOWES	31.852	5	1 J. REA	31.242	5	28 M. REITERBERGER	21.461	5	22 A. LOWES	26.319
6	60 M. VAN DER MARK	31.882	6	91 L. HASLAM	31.248	6	19 A. BAUTISTA	21.483	6	60 M. VAN DER MARK	26.326
7	1 J. REA	31.890	7	11 S. CORTESE	31.272	7	22 A. LOWES	21.507	7	91 L. HASLAM	26.360
8	11 S. CORTESE	32.025	8	60 M. VAN DER MARK	31.306	8	7 C. DAVIES	21.509	8	54 T. RAZGATLIOGLU	26.384
9	50 E. LAVERTY	32.065	9	33 M. MELANDRI	31.338	9	91 L. HASLAM	21.536	9	11 S. CORTESE	26.435
10	7 C. DAVIES	32.070	10	81 J. TORRES	31.383	10	60 M. VAN DER MARK	21.562	10	1 J. REA	26.473
11	21 M. RINALDI	32.100	11	21 M. RINALDI	31.397	11	50 E. LAVERTY	21.606	11	33 M. MELANDRI	26.474
12	33 M. MELANDRI	32.106	12	50 E. LAVERTY	31.398	12	81 J. TORRES	21.630	12	81 J. TORRES	26.491
13	81 J. TORRES	32.142	13	7 C. DAVIES	31.425	13	21 M. RINALDI	21.646	13	66 T. SYKES	26.557
14	2 L. CAMIER	32.181	14	54 T. RAZGATLIOGLU	31.549	14	54 T. RAZGATLIOGLU	21.675	14	28 M. REITERBERGER	26.583
15	54 T. RAZGATLIOGLU	32.216	15	2 L. CAMIER	31.718	15	2 L. CAMIER	21.733	15	23 R. KIYONARI	26.689
16	23 R. KIYONARI	32.608	16	23 R. KIYONARI	31.817	16	23 R. KIYONARI	22.054	16	2 L. CAMIER	26.787
17	52 A. DELBIANCO	33.363	17	52 A. DELBIANCO	32.834	17	52 A. DELBIANCO	22.251	17	52 A. DELBIANCO	27.511

07/04/2019

These data/results cannot be reproduced, stored and/or transmitted in whole or in part by any manner of electronic, mechanical, photocopying, recording, broadcasting or otherwise now known or herein after developed without the previous express consent by the copyright owner, except for reproduction in daily press and regular printed publications on sale to the public within 60 days of the event related to those data/results and always provided that copyright symbol appears together as follows below.

© DORNA WSBK ORGANIZATION Srl 2019





MotorLand Aragon 5.077 m

## Motocard Aragon Round, 5-7 April 2019

### Ideal Times Warm Up

No.	Rider	Nat	Bike	Seg. 1	Seg. 2	Seg. 3	Seg. 4	Ideal Time		
				Diff. 1	Diff. 2	Diff. 3	Diff. 4	Best Lap	Pos.	Diff.
1	<b>19 A. BAUTISTA</b>	ESP	Ducati Panigale V4 R	<b>31.638</b> +0.120	31.211	21.483	26.073 +0.069	<b>1'50.405</b> 1'50.594	1	0.189
2	<b>66 T. SYKES</b>	GBR	BMW S1000 RR	31.755	31.152 +0.015	<b>21.319</b>	26.557 +0.030	<b>1'50.783</b> 1'50.828	2	0.045
3	<b>22 A. LOWES</b>	GBR	Yamaha YZF R1	31.852	<b>31.132</b>	21.507 +0.075	26.319	<b>1'50.810</b> 1'50.885	3	0.075
4	<b>28 M. REITERBERGER</b>	GER	BMW S1000 RR	31.691 +0.026	31.202 +0.100	21.461	26.583 +0.190	<b>1'50.937</b> 1'51.253	5	0.316
5	<b>91 L. HASLAM</b>	GBR	Kawasaki ZX-10RR	31.826 +0.043	31.248	21.536 +0.039	26.360 +0.001	<b>1'50.970</b> 1'51.053	4	0.083
6	<b>1 J. REA</b>	GBR	Kawasaki ZX-10RR	31.890	31.242 +0.077	21.434 +0.039	26.473 +0.108	<b>1'51.039</b> 1'51.263	7	0.224
7	<b>60 M. VAN DER MARK</b>	NED	Yamaha YZF R1	31.882 +0.023	31.306 +0.117	21.562 +0.045	26.326	<b>1'51.076</b> 1'51.261	6	0.185
8	<b>50 E. LAVERTY</b>	IRL	Ducati Panigale V4 R	32.065 +0.086	31.398 +0.081	21.606 +0.088	<b>26.048</b> +0.066	<b>1'51.117</b> 1'51.438	9	0.321
9	<b>11 S. CORTESE</b>	GER	Yamaha YZF R1	32.025 +0.020	31.272	21.418	26.435 +0.226	<b>1'51.150</b> 1'51.396	8	0.246
10	<b>7 C. DAVIES</b>	GBR	Ducati Panigale V4 R	32.070 +0.132	31.425	21.509 +0.060	26.265	<b>1'51.269</b> 1'51.461	10	0.192
11	<b>33 M. MELANDRI</b>	ITA	Yamaha YZF R1	32.106	31.338	21.453 +0.157	26.474	<b>1'51.371</b> 1'51.528	12	0.157
12	<b>21 M. RINALDI</b>	ITA	Ducati Panigale V4 R	32.100 +0.044	31.397 +0.073	21.646	26.243 +0.003	<b>1'51.386</b> 1'51.506	11	0.120
13	<b>81 J. TORRES</b>	ESP	Kawasaki ZX-10RR	32.142 +0.047	31.383 +0.056	21.630	26.491	<b>1'51.646</b> 1'51.749	13	0.103
14	<b>54 T. RAZGATLIOGLU</b>	TUR	Kawasaki ZX-10RR	32.216	31.549 +0.006	21.675 +0.015	26.384	<b>1'51.824</b> 1'51.845	14	0.021
15	<b>2 L. CAMIER</b>	GBR	Honda CBR1000RR	32.181 +0.007	31.718 +0.078	21.733 +0.004	26.787	<b>1'52.419</b> 1'52.508	15	0.089
16	<b>23 R. KIYONARI</b>	JPN	Honda CBR1000RR	32.608 +0.159	31.817	22.054	26.689 +0.011	<b>1'53.168</b> 1'53.338	16	0.170
17	<b>52 A. DELBIANCO</b>	ITA	Honda CBR1000RR	33.363	32.834	22.251 +0.068	27.511 +0.148	<b>1'55.959</b> 1'56.175	17	0.216
<b>Overall Ideal Time</b>				<b>31.638</b>	<b>31.132</b>	<b>21.319</b>	<b>26.048</b>	<b>1'50.137</b>		

07/04/2019

These data/results cannot be reproduced, stored and/or transmitted in whole or in part by any manner of electronic, mechanical, photocopying, recording, broadcasting or otherwise now known or herein after developed without the previous express consent by the copyright owner, except for reproduction in daily press and regular printed publications on sale to the public within 60 days of the event related to those data/results and always provided that copyright symbol appears together as follows below.

© DORNA WSBK ORGANIZATION Srl 2019

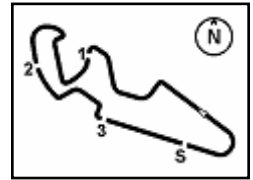
FICR PERUGIA TIMING



Official Tyre Supplier



Official Timekeeper



## Motocard Aragon Round, 5-7 April 2019 Chronological Analysis Warm Up

MotorLand Aragon 5.077 m

1 / 2

1° 19 A. BAUTISTA (1'50.594)							
Lap	Seg.1	Seg.2	Seg.3	Seg.4	Lap Time	km/h	Local Time
1		32.515	22.257	26.355	317,6	9:02'16.121	
2	32.109	31.448	21.831	26.076	1'51.464	317,6	9:04'07.585
3	31.715	31.273	21.598	<b>26.073</b>	1'50.659	318,6	9:05'58.244
4	31.758	<b>31.211</b>	<b>21.483</b>	26.142	<b>1'50.594</b>	318,6	9:07'48.838
5	31.830	31.237	21.714	26.317	1'51.098	319,5	9:09'39.936
6	<b>31.638</b>	31.379	21.535	26.083	1'50.635	<b>321,4</b>	9:11'30.571
7	31.788	31.592	21.673	26.180	1'51.233	319,5	9:13'21.804
8	31.996	31.520	21.731	26.244	1'51.491	318,6	9:15'13.295

6	32.114	31.509	21.758	26.540	1'51.921	310,3	9:11'35.271
7	<b>31.882</b>	31.487	<b>21.562</b>	26.453	1'51.384	313,0	9:13'26.655
8	32.105	31.622	21.586	26.640	1'51.953	313,0	9:15'18.608

2° 66 T. SYKES (1'50.828)							
Lap	Seg.1	Seg.2	Seg.3	Seg.4	Lap Time	km/h	Local Time
1		32.701	22.529	27.311	305,1	9:03'25.191	
2	32.396	31.949	21.889	26.787	1'53.021	307,7	9:05'18.212
3	31.890	31.196	21.443	<b>26.557</b>	1'51.086	306,8	9:07'09.298
4	31.944	31.251	22.427	26.948	1'52.570	305,1	9:09'01.868
5	32.173	33.997	22.233	27.042	1'55.445	305,1	9:10'57.313
6	32.020	<b>31.152</b>	21.414	26.602	1'51.188	306,8	9:12'48.501
7	31.884	32.756	22.102	26.761	1'53.503	<b>308,6</b>	9:14'42.004
8	<b>31.755</b>	31.167	<b>21.319</b>	26.587	<b>1'50.828</b>	307,7	9:16'32.832

7° 1 J. REA (1'51.263)							
Lap	Seg.1	Seg.2	Seg.3	Seg.4	Lap Time	km/h	Local Time
1		31.783	22.094	26.827	310,3	9:02'21.331	
2	32.262	31.565	21.556	<b>26.473</b>	1'51.856	311,2	9:04'13.187
3	32.089	<b>31.242</b>	21.525	26.621	1'51.477	311,2	9:06'04.664
4	<b>31.890</b>	31.319	21.473	26.581	<b>1'51.263</b>	309,5	9:07'55.927
5	32.016	31.338	21.517	26.777	1'51.648	311,2	9:09'47.575
6	31.996	31.466	<b>21.434</b>	26.597	1'51.493	311,2	9:11'39.068
7	31.910	35.903	21.853	26.618	1'56.284	312,1	9:13'35.352
8	32.008	31.464	21.519	26.538	1'51.529	<b>314,0</b>	9:15'26.881

3° 22 A. LOWES (1'50.885)							
Lap	Seg.1	Seg.2	Seg.3	Seg.4	Lap Time	km/h	Local Time
1		31.938	21.822	26.478	308,6	9:02'24.622	
2	31.983	31.194	<b>21.507</b>	26.345	1'51.029	310,3	9:04'15.651
3	<b>31.852</b>	<b>31.132</b>	21.582	<b>26.319</b>	<b>1'50.885</b>	<b>311,2</b>	9:06'06.536
4	31.858	31.491	21.859	26.402	1'51.610	309,5	9:07'58.146
5	32.107	31.327	21.547	26.352	1'51.333	310,3	9:09'49.479
6	32.588	31.733	21.554	26.451	1'52.326	310,3	9:11'41.805
7	31.983	31.497	21.675	26.816	1'51.971	309,5	9:13'33.776
8	32.284	31.456	21.550	26.573	1'51.863	310,3	9:15'25.639

8° 11 S. CORTESE (1'51.396)							
Lap	Seg.1	Seg.2	Seg.3	Seg.4	Lap Time	km/h	Local Time
1		34.682	22.513	26.800	<b>310,3</b>	9:03'08.032	
2	32.224	31.461	22.183	26.537	1'52.405	306,8	9:05'00.437
3	32.584	31.489	21.587	<b>26.435</b>	1'52.095	308,6	9:06'52.532
4	35.140	31.808	21.908	26.657	1'55.513	307,7	9:08'48.045
5	32.045	<b>31.272</b>	<b>21.418</b>	26.661	<b>1'51.396</b>	307,7	9:10'39.441
6	<b>32.025</b>	31.406	21.610	26.511	1'51.552	308,6	9:12'30.993
7	34.619	32.211	24.865	27.003	1'58.698	307,7	9:14'29.691
8	32.755	32.007	21.874	26.927	1'53.563	305,9	9:16'23.254

4° 91 L. HASLAM (1'51.053)							
Lap	Seg.1	Seg.2	Seg.3	Seg.4	Lap Time	km/h	Local Time
1		33.137	24.002	27.462	305,1	9:01'58.394	
2	34.416	33.524	22.985	28.510	1'59.435	288,8	9:03'57.829
3	<b>31.826</b>	31.433	<b>21.536</b>	<b>26.360</b>	1'51.155	311,2	9:05'48.984
4	31.837	31.338	21.755	26.522	1'51.452	311,2	9:07'40.436
5	32.169	31.460	21.668	34.535	1'59.832	309,5	9:09'40.268
6	32.110	31.379	21.651	26.433	1'51.573	314,0	9:11'31.841
7	31.869	<b>31.248</b>	21.575	26.361	<b>1'51.053</b>	<b>314,9</b>	9:13'22.894
8	31.887	31.310	21.630	26.418	1'51.245	314,0	9:15'14.139

9° 50 E. LAVERTY (1'51.438)							
Lap	Seg.1	Seg.2	Seg.3	Seg.4	Lap Time	km/h	Local Time
1		32.631	22.210	26.332	<b>315,8</b>	9:02'16.305	
2	32.151	31.517	21.850	<b>26.048</b>	1'51.566	314,9	9:04'07.871
3	32.151	31.479	21.694	26.114	<b>1'51.438</b>	314,0	9:05'59.309
4	<b>32.065</b>	<b>31.398</b>	21.783	26.275	1'51.521	313,0	9:07'50.830
5	32.183	31.472	24.511	33.418	2'01.584P	303,4	9:09'52.414
6	3'24.672	32.240	22.085	26.439	4'45.436P	309,5	9:14'37.850
7	32.177	31.473	<b>21.606</b>	26.203	1'51.459	312,1	9:16'29.309

5° 28 M. REITERBERGER (1'51.253)							
Lap	Seg.1	Seg.2	Seg.3	Seg.4	Lap Time	km/h	Local Time
1		37.529	22.484	28.566	<b>308,6</b>	9:02'47.709	
2	32.372	31.330	21.799	26.750	1'52.251	306,8	9:04'39.960
3	31.804	<b>31.202</b>	21.702	<b>26.583</b>	1'51.291	307,7	9:06'31.251
4	31.819	31.282	21.615	26.637	1'51.353	305,9	9:08'22.604
5	<b>31.691</b>	31.293	21.522	26.793	1'51.299	305,9	9:10'13.903
6	32.132	34.758	22.322	26.847	1'56.059	305,1	9:12'09.962
7	31.717	31.302	<b>21.461</b>	26.773	<b>1'51.253</b>	307,7	9:14'01.215
8	31.715	31.282	21.519	26.740	1'51.256	<b>308,6</b>	9:15'52.471

10° 7 C. DAVIES (1'51.461)							
Lap	Seg.1	Seg.2	Seg.3	Seg.4	Lap Time	km/h	Local Time
1		33.105	22.036	26.440	314,9	9:03'07.040	
2	32.448	31.685	23.085	27.248	1'54.466	300,0	9:05'01.506
3	32.325	31.514	21.602	27.325	1'52.766	<b>319,5</b>	9:06'54.272
4	32.202	<b>31.425</b>	21.569	<b>26.265</b>	<b>1'51.461</b>	315,8	9:08'45.733
5	<b>32.070</b>	31.551	<b>21.509</b>	26.333	1'51.463	316,7	9:10'37.196
6	32.164	31.565	27.984	26.732	1'58.445	314,0	9:12'35.641
7	32.257	31.587	21.554	26.486	1'51.884	317,6	9:14'27.525
8	32.161	31.429	21.562	26.755	1'51.907	317,6	9:16'19.432

6° 60 M. VAN DER MARK (1'51.261)							
Lap	Seg.1	Seg.2	Seg.3	Seg.4	Lap Time	km/h	Local Time
1		32.321	22.381	26.499	<b>314,0</b>	9:02'16.827	
2	32.179	<b>31.306</b>	22.211	26.477	1'52.173	312,1	9:04'09.000
3	32.064	31.370	21.685	26.332	1'51.451	313,0	9:06'00.451
4	31.905	31.423	21.607	<b>26.326</b>	<b>1'51.261</b>	312,1	9:07'51.712
5	32.090	31.388	21.601	26.559	1'51.638	309,5	9:09'43.350

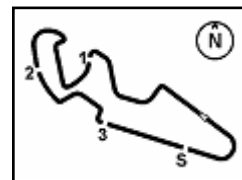
11° 21 M. RINALDI (1'51.506)							
Lap	Seg.1	Seg.2	Seg.3	Seg.4	Lap Time	km/h	Local Time
1		33.131	22.509	26.867	314,9	9:03'12.714	
2	32.666	31.946	21.857	26.380	1'52.849	314,0	9:05'05.563
3	32.236	31.690	21.694	<b>26.243</b>	1'51.863	314,9	9:06'57.426
4	32.144	31.470	<b>21.646</b>	26.246	<b>1'51.506</b>	314,9	9:08'48.932
5	32.116	31.541	21.707	26.335	1'51.699	314,9	9:10'40.631
6	32.157	<b>31.397</b>	21.688	26.405	1'51.647	<b>315,8</b>	9:12'32.278
7	32.197	31.413	21.760	26.431	1'51.801	313,0	9:14'24.079
8	<b>32.100</b>	31.621	21.747	26.707	1'52.175	311,2	9:16'16.254

12° 33 M. MELANDRI (1'51.528)							
Lap	Seg.1	Seg.2	Seg.3	Seg.4	Lap Time	km/h	Local Time
1		33.343	22.425	27.081	308,6	9:02'03.652	
2	34.602	32.420	22.272	26.877	1'56.171	311,2	9:03'59.823

07/04/2019 P = Pits In/Out - C = Lap Time Cancelled

These data/results cannot be reproduced, stored and/or transmitted in whole or in part by any manner of electronic, mechanical, photocopying, recording, broadcasting or otherwise now known or herein after developed without the previous express consent by the copyright owner, except for reproduction in daily press and regular printed publications on sale to the public within 60 days of the event related to those data/results and always provided that copyright symbol appears together as follows below.

© DORNA WSBK ORGANIZATION Srl 2019



## Motocard Aragon Round, 5-7 April 2019 Chronological Analysis Warm Up

3	<b>32.106</b>	<b>31.338</b>	21.610	<b>26.474</b>	<b>1'51.528</b>	<b>312,1</b>	9:05'51.351
4	32.475	33.812	22.044	26.629	1'54.960	308,6	9:07'46.311
5	32.127	31.456	<b>21.453</b>	26.580	1'51.616	310,3	9:09'37.927
6	32.186	31.656	21.598	38.723	2'04.163	308,6	9:11'42.090
7	32.133	31.626	21.656	26.634	1'52.049	<b>312,1</b>	9:13'34.139
8	33.924	32.277	21.902	26.681	1'54.784	311,2	9:15'28.923

13° 81 J. TORRES (1'51.749)							
Lap	Seg.1	Seg.2	Seg.3	Seg.4	Lap Time	km/h	Local Time
1		33.918	22.864	26.985		301,7	9:02'45.669
2	32.658	31.800	26.593	26.729	1'57.780	303,4	9:04'43.449
3	32.515	31.545	21.807	26.573	1'52.440	304,2	9:06'35.889
4	32.180	31.531	21.743	26.670	1'52.124	303,4	9:08'28.013
5	32.267	<b>31.383</b>	21.691	26.540	1'51.881	303,4	9:10'19.894
6	<b>32.142</b>	31.519	21.731	26.520	1'51.912	<b>305,1</b>	9:12'11.806
7	32.189	31.439	<b>21.630</b>	<b>26.491</b>	<b>1'51.749</b>	<b>305,1</b>	9:14'03.555
8	32.171	31.563	21.721	26.500	1'51.955	304,2	9:15'55.510

14° 54 T. RAZGATLIOGLU (1'51.845)							
Lap	Seg.1	Seg.2	Seg.3	Seg.4	Lap Time	km/h	Local Time
1		32.692	22.356	26.715		<b>306,8</b>	9:01'57.894
2	32.734	32.834	22.425	26.514	1'54.507	305,9	9:03'52.401
3	32.674	31.651	21.940	26.598	1'52.863	305,1	9:05'45.264
4	<b>32.216</b>	31.555	21.690	<b>26.384</b>	<b>1'51.845</b>	305,1	9:07'37.109
5	32.258	<b>31.549</b>	<b>21.675</b>	26.441	1'51.923	305,1	9:09'29.032
6	32.796	32.988	21.971	26.593	1'54.348	305,9	9:11'23.380
7	32.348	31.660	21.731	26.479	1'52.218	304,2	9:13'15.598
8	32.282	31.740	21.794	26.550	1'52.366	305,9	9:15'07.964

15° 2 L. CAMIER (1'52.508)							
Lap	Seg.1	Seg.2	Seg.3	Seg.4	Lap Time	km/h	Local Time
1		33.382	22.475	26.911		<b>309,5</b>	9:02'03.761
2	33.230	31.792	<b>21.733</b>	27.768	1'54.523	305,9	9:03'58.284
3	32.188	31.796	21.737	<b>26.787</b>	<b>1'52.508</b>	307,7	9:05'50.792
4	<b>32.181</b>	<b>31.718</b>	21.850	26.795	1'52.544	305,9	9:07'43.336
5	32.251	31.738	21.827	26.910	1'52.726	304,2	9:09'36.062
6	33.567	35.037	21.866	26.906	1'57.376	307,7	9:11'33.438
7	32.355	31.938	21.861	26.939	1'53.093	306,8	9:13'26.531
8	32.631	34.206	21.994	27.129	1'55.960	308,6	9:15'22.491

16° 23 R. KIYONARI (1'53.338)							
Lap	Seg.1	Seg.2	Seg.3	Seg.4	Lap Time	km/h	Local Time
1		33.112	22.562	27.225		308,6	9:02'13.691
2	33.527	32.461	23.148	27.019	1'56.155	<b>313,0</b>	9:04'09.846
3	33.364	32.357	22.269	26.991	1'54.981	310,3	9:06'04.827
4	32.956	31.926	22.355	<b>26.689</b>	1'53.926	310,3	9:07'58.753
5	32.767	<b>31.817</b>	<b>22.054</b>	26.700	<b>1'53.338</b>	310,3	9:09'52.091
6	33.011	32.075	22.088	26.941	1'54.115	311,2	9:11'46.206
7	32.814	32.788	22.804	27.004	1'55.410	308,6	9:13'41.616
8	<b>32.608</b>	32.080	22.096	26.875	1'53.659	309,5	9:15'35.275

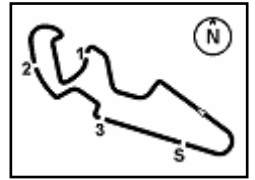
17° 52 A. DELBIANCO (1'56.175)							
Lap	Seg.1	Seg.2	Seg.3	Seg.4	Lap Time	km/h	Local Time
1		34.474	23.026	27.981		287,2	9:03'10.607
2	33.823	33.182	<b>22.251</b>	<b>27.511</b>	1'56.767	<b>293,5</b>	9:05'07.374
3	<b>33.363</b>	<b>32.834</b>	22.319	27.659	<b>1'56.175</b>	291,1	9:07'03.549
4	33.464	32.851	27.414	34.521	2'08.250P	285,0	9:09'11.799

07/04/2019

P = Pits In/Out - C = Lap Time Cancelled

These data/results cannot be reproduced, stored and/or transmitted in whole or in part by any manner of electronic, mechanical, photocopying, recording, broadcasting or otherwise now known or herein after developed without the previous express consent by the copyright owner, except for reproduction in daily press and regular printed publications on sale to the public within 60 days of the event related to those data/results and always provided that copyright symbol appears together as follows below.

© DORNA WSBK ORGANIZATION Srl 2019



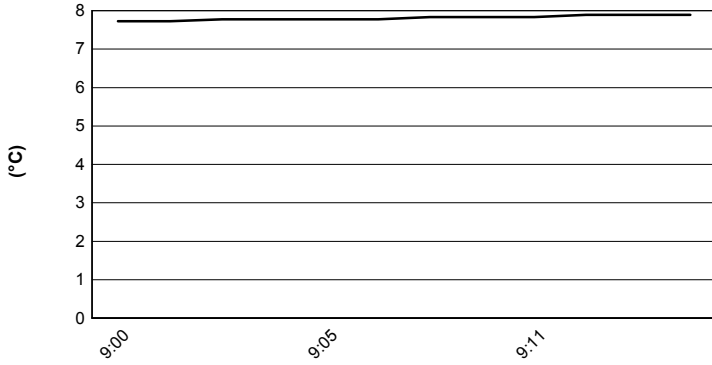
MotorLand Aragon 5.077 m

## Motocard Aragon Round, 5-7 April 2019

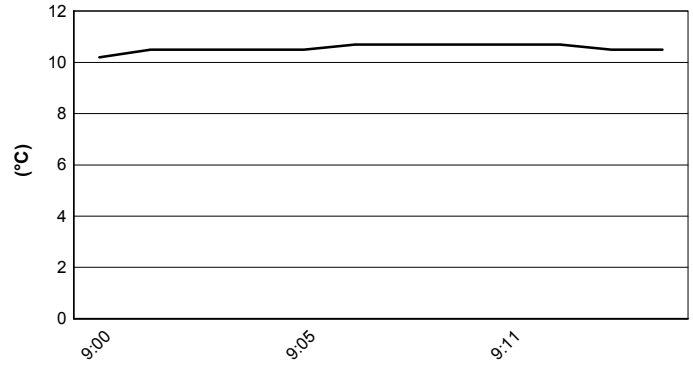
### Weather Report Warm Up

Session started 09:00 - Session ended 9:17

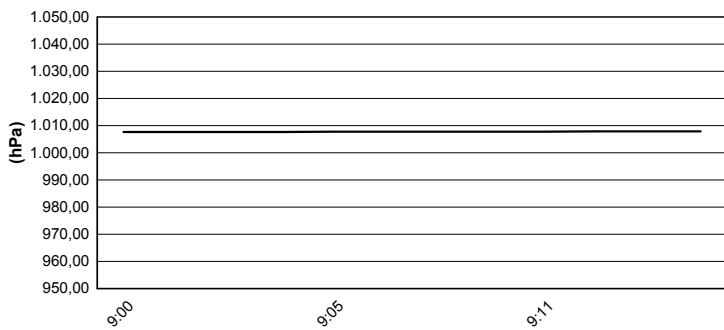
#### Air Temperature



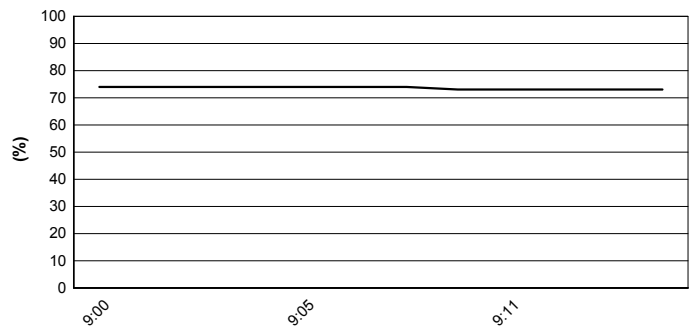
#### Track Temperature



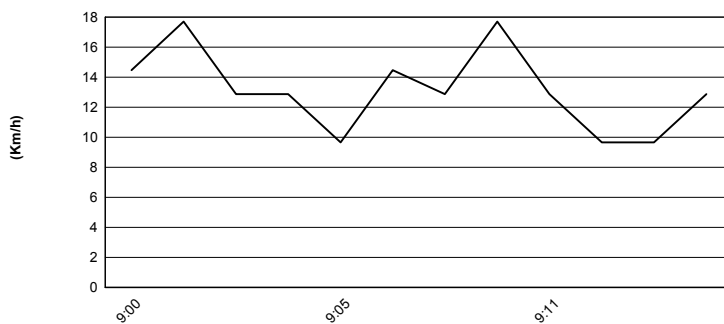
#### Air Pressure



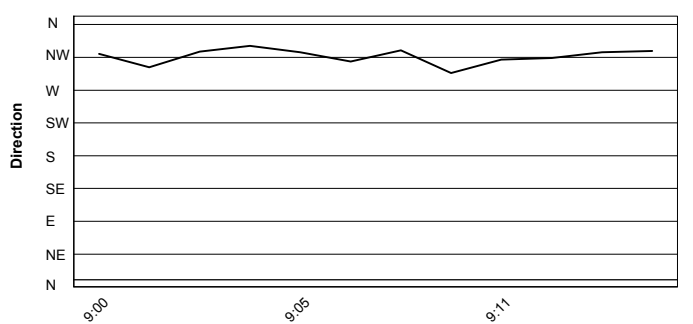
#### Humidity



#### Wind Speed



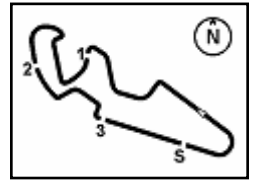
#### Wind Direction



07/04/2019

These data/results cannot be reproduced, stored and/or transmitted in whole or in part by any manner of electronic, mechanical, photocopying, recording, broadcasting or otherwise now known or herein after developed without the previous express consent by the copyright owner, except for reproduction in daily press and regular printed publications on sale to the public within 60 days of the event related to those data/results and always provided that copyright symbol appears together as follows below.

© DORNA WSBK ORGANIZATION Srl 2019



MotorLand Aragon 5.077 m

## Motocard Aragon Round, 5-7 April 2019

### Starting Grid - Tissot Superpole Race

10 Laps x 5,077 km = 50,770 km

Pos	No	Rider	Team	Time	Pos
1	19	BAUTISTA A.	Ducati	1'49.049	1
2	22	LOWES A.	Yamaha	1'49.563	2
3	28	REITERBERGER M.	BMW	1'49.779	3
4	1	REA J.	Kawasaki	1'50.013	4
5	33	MELANDRI M.	Yamaha	1'50.560	5
6	23	KIYONARI R.	Honda	1'52.716	6
7	66	SYKES T.	BMW	1'49.557	
8	11	CORTESE S.	Yamaha	1'49.414	
9	50	LAVERTY E.	Ducati	1'49.722	
10	21	RINALDI M.	Ducati	1'49.689	
11	7	DAVIES C.	Ducati	1'49.970	
12	81	TORRES J.	Kawasaki	1'49.984	
13	60	VAN DER MARK M.	Yamaha	1'50.264	
14	2	CAMIER L.	Honda	1'50.812	
15	91	HASLAM L.	Kawasaki	1'50.383	
16	54	RAZGATLIOGLU T.	Kawasaki	1'50.985	
17	52	DELBIANCO A.	Honda	1'52.769	

N.36 (Mercado L.) will not take part in the race. Declared unfit after Race 1

07/04/2019 The Race Director .....

These data/results cannot be reproduced, stored and/or transmitted in whole or in part by any manner of electronic, mechanical, photocopying, recording, broadcasting or otherwise now known or herein after developed without the previous express consent by the copyright owner, except for reproduction in daily press and regular printed publications on sale to the public within 60 days of the event related to those data/results and always provided that copyright symbol appears together as follows below.

© DORNA WSBK ORGANIZATION Srl 2019

FKR PERUGIA TIMING



Official Tyre Supplier



Official Timekeeper