SUPERSPORT FIM WORLD CHAMPIONSHIP

1.5

WorldSSP

102/03

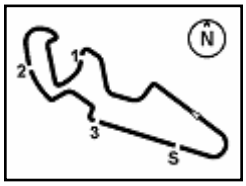

MotorLand Aragon 5.077 m

Motocard Aragon Round, 5-7 April 2019

Chronological Analysis Free Practice 1st Session

1° 3 R. DE ROSA (1'55.039)

Lap	Seg.1	Seg.2	Seg.3	Seg.4	Lap Time	km/h	Local Time
1		36.364	24.346	29.859		253,5	11:37'49.211
2	34.184	33.293	22.685	28.685	1'58.847	260,2	11:39'48.058
3	33.536	33.232	22.349	28.355	1'57.472	261,5	11:41'45.530
4	33.759	32.740	22.446	28.209	1'57.154	264,7	11:43'42.684
5	33.115	32.636	22.274	28.183	1'56.208	265,4	11:45'38.892
6	35.463	34.649	23.247	35.994	2'09.353P	256,5	11:47'48.245
7	6'10.124	34.407	23.108	28.645	7'36.284P	259,0	11:55'24.529
8	33.071	32.729	22.334	28.454	1'56.588	260,2	11:57'21.117
9	32.853	32.649	22.198	28.448	1'56.148	**266,0**	11:59'17.265
10	33.226	32.726	22.309	28.342	1'56.603	262,1	12:01'13.868
11	32.826	32.663	22.176	28.264	1'55.929	263,4	12:03'09.797
12	33.056	32.650	22.436	28.408	1'56.550	259,6	12:05'06.347
13	35.121	34.150	23.529	36.284	2'09.084P	249,4	12:07'15.431
14	4'25.703	35.581	23.352	36.112	6'00.748P	259,6	12:13'16.179
15	2'30.645	34.165	23.078	28.692	3'56.580P	256,5	12:17'12.759
16	**32.617**	32.380	**22.076**	**27.966**	**1'55.039**	264,1	12:19'07.798
17	32.688	**32.373**	22.083	28.077	1'55.221	262,8	12:21'03.019

2° 16 J. CLUZEL (1'55.175)

Lap	Seg.1	Seg.2	Seg.3	Seg.4	Lap Time	km/h	Local Time
1		37.132	23.490	29.072		258,4	11:38'14.997
2	33.852	33.473	22.471	28.679	1'58.475	259,0	11:40'13.472
3	33.200	32.737	22.221	28.657	1'56.815	259,6	11:42'10.287
4	32.911	32.497	22.150	28.472	1'56.030	260,9	11:44'06.317
5	32.932	32.615	22.129	28.222	1'55.898	263,4	11:46'02.215
6	33.538	34.077	22.863	35.119	2'05.597P	259,0	11:48'07.812
7	20'10.748	33.235	22.761	28.618	21'35.362P	257,1	12:09'43.174
8	32.928	32.590	22.133	28.318	1'55.969	261,5	12:11'39.143
9	32.893	32.327	22.066	28.131	1'55.417	**265,4**	12:13'34.560
10	**32.663**	32.346	22.075	**28.091**	**1'55.175**	264,7	12:15'29.735
11	35.894	33.370	23.382	28.449	2'01.095	263,4	12:17'30.830
12	32.808	**32.294**	**22.018**	28.292	1'55.412	264,1	12:19'26.242
13	32.914	32.357	22.106	28.348	1'55.725	262,8	12:21'21.967

3° 36 T. GRADINGER (1'55.352)

Lap	Seg.1	Seg.2	Seg.3	Seg.4	Lap Time	km/h	Local Time
1		35.772	23.493	29.226		262,8	11:37'41.214
2	34.822	33.617	22.590	29.061	2'00.090	264,7	11:39'41.304
3	33.840	32.768	22.367	28.414	1'57.389	262,1	11:41'38.693
4	38.982	33.038	23.108	28.434	2'03.562	262,1	11:43'42.255
5	33.319	32.490	22.244	28.270	1'56.323	262,8	11:45'38.578
6	32.895	32.718	22.140	28.114	1'55.867	**268,0**	11:47'34.445
7	33.154	32.615	22.249	34.864	2'02.882P	257,8	11:49'37.327
8	6'42.756	33.179	22.490	28.558	8'06.983P	260,2	11:57'44.310
9	32.938	35.017	22.728	28.452	1'59.135	264,7	11:59'43.445
10	32.941	32.507	22.114	28.250	1'55.812	267,3	12:01'39.257
11	35.719	32.905	22.250	28.215	1'59.089	262,8	12:03'38.346
12	33.037	32.659	22.243	36.109	2'04.048P	256,5	12:05'42.394
13	8'03.273	33.026	22.507	28.411	9'27.217P	261,5	12:15'09.611
14	32.757	32.414	**22.076**	**28.105**	**1'55.352**	263,4	12:17'04.963
15	**32.646**	**32.322**	22.294	28.146	1'55.408	263,4	12:19'00.371
16	32.963	32.532	22.156	28.252	1'55.903	261,5	12:20'56.274

4° 64 F. CARICASULO (1'55.455)

Lap	Seg.1	Seg.2	Seg.3	Seg.4	Lap Time	km/h	Local Time
1		34.445	23.746	29.520		262,1	11:37'22.723
2	33.473	33.600	23.223	28.384	1'58.680	260,9	11:39'21.403
3	33.130	32.529	22.549	28.332	1'56.540	259,6	11:41'17.943
4	33.350	38.708	22.435	28.310	2'02.803	260,9	11:43'20.746
5	33.045	32.610	22.244	28.253	1'56.152	261,5	11:45'16.898
6	33.321	32.422	22.197	28.401	1'56.341	262,1	11:47'13.239
7	32.933	32.540	22.123	28.315	1'55.911	263,4	11:49'09.150
8	33.300	32.856	22.171	35.984	2'04.311P	260,2	11:51'13.461
9	9'59.813	32.813	22.210	28.441	11'23.277P	**264,1**	12:02'36.738
10	32.788	32.304	22.057	28.306	**1'55.455**	259,0	12:04'32.193
11	32.783	32.429	22.080	**28.209**	1'55.501	259,6	12:06'27.694
12	**32.759**	32.475	22.153	28.353	1'55.740	258,4	12:08'23.434
13	32.881	32.806	22.034	28.324	1'56.045	260,9	12:10'19.479
14	32.958	32.398	22.093	28.414	1'55.863	260,2	12:12'15.342
15	32.964	32.394	22.237	30.601	1'58.196	253,5	12:14'13.538
16	32.845	**32.262**	21.980	28.394	1'55.481	260,2	12:16'09.019
17	32.841	32.333	22.234	28.324	1'55.732	261,5	12:18'04.751
18	32.980	32.337	**21.903**	28.464	1'55.684	260,9	12:20'00.435

5° 78 H. OKUBO (1'55.509)

Lap	Seg.1	Seg.2	Seg.3	Seg.4	Lap Time	km/h	Local Time
1		34.803	24.645	38.431		255,9	11:37'43.043
2	7'12.083	33.475	23.349	29.035	8'37.942P	254,7	11:46'20.985
3	33.688	33.011	22.579	28.567	1'57.845	259,6	11:48'18.830
4	33.149	32.957	22.828	28.729	1'57.663	**265,4**	11:50'16.493
5	41.808	33.130	22.588	28.560	2'06.086	258,4	11:52'22.579
6	33.098	32.763	22.208	28.611	1'56.680	257,8	11:54'19.259
7	33.181	32.902	22.324	28.564	1'56.971	257,1	11:56'16.230
8	39.420	34.705	23.112	36.888	2'14.125P	256,5	11:58'30.355
9	6'20.696	34.163	22.768	28.959	7'46.586P	254,1	12:06'16.941
10	33.136	32.852	22.137	28.723	1'56.848	257,8	12:08'13.789
11	35.636	35.036	23.899	35.924	2'10.495P	255,3	12:10'24.284
12	6'13.751	35.021	23.964	28.440	7'41.176P	259,6	12:18'05.460
13	**32.852**	**32.420**	**21.843**	**28.394**	**1'55.509**	260,9	12:20'00.969

6° 21 R. KRUMMENACHER (1'55.610)

Lap	Seg.1	Seg.2	Seg.3	Seg.4	Lap Time	km/h	Local Time
1		33.764	23.692	29.355		**268,0**	11:37'23.271
2	35.812	33.504	23.311	28.844	2'01.471	260,2	11:39'24.742
3	33.217	33.151	22.489	28.665	1'57.522	258,4	11:41'22.264
4	33.230	32.858	22.410	28.550	1'57.048	257,8	11:43'19.312
5	33.077	32.713	22.303	28.361	1'56.454	259,0	11:45'15.766
6	33.098	32.702	22.315	28.696	1'56.811	259,6	11:47'12.577
7	33.051	**32.560**	22.206	28.514	1'56.331	259,0	11:49'08.908
8	33.365	33.588	22.266	32.625	2'01.844P	259,6	11:51'10.752
9	8'57.285	33.668	22.416	28.528	10'21.897P	259,6	12:01'32.649
10	33.025	32.673	22.112	28.493	1'56.303	259,0	12:03'28.952
11	32.865	32.655	22.190	28.438	1'56.148	259,0	12:05'25.100
12	33.782	33.726	23.065	34.925	2'05.498P	254,1	12:07'30.598
13	5'57.557	33.261	22.307	28.531	7'21.656P	259,6	12:14'52.254
14	**32.700**	32.625	**22.043**	**28.242**	**1'55.610**	260,2	12:16'47.864
15	32.840	32.579	22.090	28.277	1'55.786	260,9	12:18'43.650
16	32.890	32.761	22.162	28.409	1'56.222	259,0	12:20'39.872

7° 32 I. VINALES (1'55.934)

Lap	Seg.1	Seg.2	Seg.3	Seg.4	Lap Time	km/h	Local Time
1		34.608	24.089	29.623		255,9	11:37'26.366
2	33.732	32.825	23.136	28.525	1'58.218	268,0	11:39'24.584
3	39.377	32.917	22.438	28.625	2'03.357	259,6	11:41'27.941
4	33.044	32.738	22.456	28.505	1'56.743	260,2	11:43'24.684
5	33.223	32.825	22.479	28.737	1'57.264	260,2	11:45'21.948
6	33.324	33.089	23.100	28.729	1'58.242	258,4	11:47'20.190
7	33.303	32.673	22.448	35.383	2'03.807CP	259,0	11:49'23.997
8	8'58.008	33.424	22.866	28.765	10'23.063P	259,6	11:59'47.060
9	33.410	32.857	22.340	28.558	1'57.165	262,1	12:01'44.225
10	33.152	32.878	22.272	28.725	1'57.027	261,5	12:03'41.252
11	33.154	32.502	22.186	28.509	1'56.351	**270,0**	12:05'37.603
12	33.183	34.121	23.342	35.254	2'05.900P	257,8	12:07'43.503
13	6'18.072	32.991	22.453	28.588	7'42.104P	259,6	12:15'25.607

05/04/2019 P = Pits In/Out - C = Lap Time Cancelled

These data/results cannot be reproduced, stored and/or transmitted in whole or in part by any manner of electronic, mechanical, photocopying, recording, broadcasting or otherwise now known or herein after developed without the previous express consent by the copyright owner, except for reproduction in daily press and regular printed publications on sale to the public within 60 days of the event related to those data/results and always provided that copyright symbol appears together as follows below.
© DORNA WSBK ORGANIZATION Srl 2019

PIRELLI Official Tyre Supplier
TISSOT SWISS WATCHES SINCE 1853 Official Timekeeper

Motocard Aragon Round, 5-7 April 2019
Chronological Analysis Free Practice 1st Session

14	33.077	32.547	22.261	28.473	1'56.358	262,1	12:17'21.965
15	**33.005**	**32.482**	**22.038**	**28.409**	**1'55.934**	263,4	12:19'17.899
16	33.039	32.598	22.067	28.528	1'56.232	266,0	12:21'14.131

8° 44 L. MAHIAS (1'56.126)

Lap	Seg.1	Seg.2	Seg.3	Seg.4	Lap Time	km/h	Local Time
1		34.223	23.349	29.144		253,5	11:38'56.719
2	33.765	33.234	22.379	29.107	1'58.485	252,9	11:40'55.204
3	33.376	32.984	22.488	28.883	1'57.731	254,7	11:42'52.935
4	33.998	33.211	22.692	29.008	1'58.909	254,1	11:44'51.844
5	33.181	32.765	22.355	28.703	1'57.004	256,5	11:46'48.848
6	33.276	32.931	22.083	28.739	1'57.029	256,5	11:48'45.877
7	35.747	34.332	23.118	35.440	2'08.637P	250,0	11:50'54.514
8	7'50.788	33.296	23.021	28.874	9'15.979P	260,2	12:00'10.493
9	33.019	33.040	22.216	28.749	1'57.024	258,4	12:02'07.517
10	33.228	33.002	22.269	28.826	1'57.325	255,9	12:04'04.842
11	33.230	32.995	22.163	28.779	1'57.167	256,5	12:06'02.009
12	37.687	34.818	23.604	35.478	2'11.587P	245,5	12:08'13.596
13	5'42.915	32.916	22.525	29.371	7'07.727P	252,9	12:15'21.323
14	**32.724**	32.544	22.441	**28.431**	1'56.140	260,9	12:17'17.463
15	32.862	32.673	22.037	28.554	**1'56.126**	**261,5**	12:19'13.589
16	32.909	**32.499**	**22.016**	28.736	1'56.160	258,4	12:21'09.749

9° 94 C. PEROLARI (1'56.365)

Lap	Seg.1	Seg.2	Seg.3	Seg.4	Lap Time	km/h	Local Time
1		33.559	22.833	28.722		252,9	11:37'06.812
2	34.638	33.366	29.055	28.870	2'05.929	252,9	11:39'12.741
3	33.243	32.920	22.723	28.498	1'57.384	253,5	11:41'10.125
4	33.119	32.679	**22.096**	28.513	1'56.407	254,7	11:43'06.532
5	33.239	38.545	23.530	35.733	2'11.047P	248,8	11:45'17.579
6	6'18.042	33.229	22.641	28.556	7'42.468P	256,5	11:53'00.047
7	**32.983**	**32.665**	22.395	28.600	1'56.643	255,3	11:54'56.690
8	36.581	34.478	22.902	28.694	2'02.655	256,5	11:56'59.345
9	33.194	34.220	22.759	28.625	1'58.798	**261,5**	11:58'58.143
10	33.186	32.693	22.301	34.661	2'02.841P	255,9	12:01'00.984
11	9'13.803	34.439	22.268	28.676	10'39.186P	256,5	12:11'40.170
12	33.091	32.701	22.176	**28.397**	**1'56.365**	258,4	12:13'36.535
13	33.090	33.121	27.123	28.527	2'01.861	259,0	12:15'38.396
14	33.105	32.683	22.624	29.898	1'58.310	**261,5**	12:17'36.706
15	39.167	36.572	22.737	28.606	2'07.082	257,1	12:19'43.788
16	33.233	32.674	22.347	28.665	1'56.919	257,1	12:21'40.707

10° 47 R. HARTOG (1'56.562)

Lap	Seg.1	Seg.2	Seg.3	Seg.4	Lap Time	km/h	Local Time
1		35.973	24.216	30.228		253,5	11:37'37.768
2	38.428	36.459	23.768	29.694	2'08.349	252,9	11:39'46.117
3	35.818	33.811	23.073	29.340	2'02.042	**257,8**	11:41'48.159
4	35.637	34.914	23.038	29.198	2'02.787	254,7	11:43'50.946
5	34.352	33.421	23.056	29.082	1'59.911	254,1	11:45'50.857
6	34.243	33.792	23.471	35.650	2'07.156P	255,9	11:47'58.013
7	11'38.515	34.801	23.342	29.138	13'05.796P	256,5	12:01'03.809
8	34.356	33.391	22.672	28.864	1'59.283	255,3	12:03'03.092
9	34.079	33.333	23.079	29.225	1'59.716	251,7	12:05'02.808
10	33.759	32.932	22.615	28.965	1'58.271	251,7	12:07'01.079
11	36.462	34.385	23.584	36.104	2'10.535P	251,7	12:09'11.614
12	6'25.584	33.973	22.860	28.936	7'51.353P	252,9	12:17'02.967
13	33.808	32.962	29.164	29.634	2'05.568	248,8	12:19'08.535
14	**33.289**	**32.490**	**22.177**	**28.606**	**1'56.562**	255,9	12:21'05.097

11° 86 A. BADOVINI (1'56.642)

Lap	Seg.1	Seg.2	Seg.3	Seg.4	Lap Time	km/h	Local Time
1		34.640	23.820	29.844		**260,9**	11:37'23.576
2	34.788	33.748	22.765	29.281	2'00.582	254,1	11:39'24.158
3	38.902	33.820	22.969	36.398	2'12.089P	250,6	11:41'36.247
4	12'11.383	33.752	22.515	41.986	13'49.636P	255,3	11:55'25.883
5	33.395	32.974	22.144	28.872	1'57.385C	257,8	11:57'23.268
6	**33.089**	32.786	**22.010**	28.757	**1'56.642**	258,4	11:59'19.910
7	34.029	33.468	22.633	28.884	1'59.014	257,1	12:01'18.924
8	33.175	32.776	22.435	28.736	1'57.122	256,5	12:03'16.046
9	39.339	33.987	22.994	36.185	2'12.505P	251,2	12:05'28.551
10	6'49.143	34.225	22.776	29.002	8'15.146P	256,5	12:13'43.697
11	33.345	32.751	22.367	28.786	1'57.249	257,8	12:15'40.946
12	33.155	**32.692**	23.030	**28.690**	1'57.567	257,8	12:17'38.513
13	33.231	32.782	22.215	28.982	1'57.210	**260,9**	12:19'35.723
14	33.329	32.813	22.268	28.870	1'57.280	255,9	12:21'33.003

12° 38 H. SOOMER (1'56.955)

Lap	Seg.1	Seg.2	Seg.3	Seg.4	Lap Time	km/h	Local Time
1		34.618	23.690	29.458		257,1	11:37'40.722
2	34.065	34.175	23.049	29.411	2'00.700	258,4	11:39'41.422
3	34.105	32.952	22.342	28.705	1'58.104	257,8	11:41'39.526
4	34.081	33.019	23.155	28.827	1'59.082	258,4	11:43'38.608
5	41.421	33.601	23.242	34.773	2'13.037P	256,5	11:45'51.645
6	4'51.025	33.131	22.765	29.183	6'16.104P	255,9	11:52'07.749
7	35.037	32.978	22.423	28.922	1'59.360	257,1	11:54'07.109
8	33.482	32.849	23.043	29.074	1'58.448	255,3	11:56'05.557
9	33.400	32.963	22.495	29.059	1'57.917	256,5	11:58'03.474
10	33.948	33.791	23.144	35.181	2'06.064P	255,9	12:00'09.538
11	10'01.588	33.129	22.513	28.881	11'26.111P	257,1	12:11'35.649
12	33.518	32.695	22.307	**28.703**	1'57.223	**260,2**	12:13'32.872
13	40.270	32.865	22.322	28.887	2'04.344	259,0	12:15'37.216
14	**33.173**	32.893	22.245	28.811	1'57.122	257,8	12:17'34.338
15	33.296	**32.689**	22.092	28.878	**1'56.955**	258,4	12:19'31.293
16	33.310	32.870	**22.051**	31.131	1'59.362	257,8	12:21'30.655

13° 56 P. SEBESTYEN (1'57.233)

Lap	Seg.1	Seg.2	Seg.3	Seg.4	Lap Time	km/h	Local Time
1		35.501	24.673	30.115		255,9	11:37'22.695
2	35.108	34.016	23.707	29.008	2'01.839	259,6	11:39'24.534
3	35.684	33.797	23.014	29.075	2'01.570	257,1	11:41'26.104
4	34.060	33.654	22.913	28.847	1'59.474	261,5	11:43'25.578
5	33.829	33.122	22.731	29.024	1'58.706	259,0	11:45'24.284
6	33.638	33.212	22.713	28.833	1'58.396	259,6	11:47'22.680
7	33.501	33.029	22.767	28.946	1'58.243	259,0	11:49'20.923
8	33.923	33.434	23.152	37.187	2'07.696P	255,9	11:51'28.619
9	11'03.334	33.555	22.870	29.258	12'29.017P	257,1	12:03'57.636
10	33.768	33.299	22.874	29.100	1'59.041	255,9	12:05'56.677
11	33.700	33.061	22.607	28.949	1'58.317	256,5	12:07'54.994
12	33.654	33.252	22.760	37.093	2'06.759P	256,5	12:10'01.753
13	3'43.986	33.460	22.624	**28.422**	5'08.492P	**265,4**	12:15'10.245
14	33.343	**32.823**	22.353	28.810	1'57.329	259,0	12:17'07.574
15	**33.315**	32.956	22.569	28.615	1'57.455	259,6	12:19'05.029
16	33.352	32.842	**22.324**	28.715	**1'57.233**	257,1	12:21'02.262

14° 10 N. CALERO (1'57.400)

Lap	Seg.1	Seg.2	Seg.3	Seg.4	Lap Time	km/h	Local Time
1		35.300	23.889	29.859		259,0	11:37'08.990
2	34.374	34.186	40.377	29.413	2'18.350	257,1	11:39'27.340
3	37.741	35.932	23.153	29.383	2'06.209	256,5	11:41'33.549
4	36.192	35.471	23.269	29.023	2'03.955	257,1	11:43'37.504
5	33.982	33.438	22.780	28.927	1'59.127	257,8	11:45'36.631
6	33.528	33.412	22.562	28.955	1'58.457	257,1	11:47'35.088
7	40.377	35.884	24.058	35.941	2'16.260P	249,4	11:49'51.348
8	8'23.532	35.953	24.014	29.101	9'52.600P	256,5	11:59'43.948
9	33.487	33.289	22.534	29.431	1'58.741	257,8	12:01'42.689
10	34.346	33.830	22.384	29.283	1'59.843	256,5	12:03'42.532

05/04/2019 P = Pits In/Out - C = Lap Time Cancelled

These data/results cannot be reproduced, stored and/or transmitted in whole or in part by any manner of electronic, mechanical, photocopying, recording, broadcasting or otherwise now known or herein after developed without the previous express consent by the copyright owner, except for reproduction in daily press and regular printed publications on sale to the public within 60 days of the event related to those data/results and always provided that copyright symbol appears together as follows below.
© DORNA WSBK ORGANIZATION Srl 2019

PIRELLI Official Tyre Supplier
TISSOT SWISS WATCHES SINCE 1853 Official Timekeeper

SUPERSPORT FIM WORLD CHAMPIONSHIP

1.5

WorldSSP

102/03

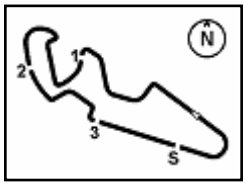

Motocard Aragon Round, 5-7 April 2019

Chronological Analysis Free Practice 1st Session

MotorLand Aragon 5.077 m

11	33.362	33.350	22.605	29.194	1'58.511	255,9	12:05'41.043
12	40.611	35.304	24.016	36.590	2'16.521P	248,8	12:07'57.564
13	5'45.372	34.938	23.621	**28.597**	7'12.528P	**262,1**	12:15'10.092
14	33.795	**32.958**	22.392	28.617	1'57.762	259,6	12:17'07.854
15	**33.179**	33.216	22.457	28.520	1'57.372C	260,9	12:19'05.226
16	33.387	33.037	**22.256**	28.720	**1'57.400**	258,4	12:21'02.626

15° 80 H. BARBERA (1'57.465)

Lap	Seg.1	Seg.2	Seg.3	Seg.4	Lap Time	km/h	Local Time
1		34.944	23.836	29.725		252,3	11:37'20.335
2	34.904	34.445	22.955	29.302	2'01.606	253,5	11:39'21.941
3	33.597	32.964	**22.292**	**28.711**	1'57.564	255,3	11:41'19.505
4	**33.260**	33.045	27.151	28.794	2'02.250	**257,1**	11:43'21.755
5	33.268	**32.715**	29.513	35.900	2'11.396P	256,5	11:45'33.151
6	10'13.359	33.865	23.158	29.331	11'39.713P	256,5	11:57'12.864
7	33.638	32.993	22.566	28.887	1'58.084	256,5	11:59'10.948
8	33.369	32.915	22.357	28.824	**1'57.465**	**257,1**	12:01'08.413
9	33.341	33.111	36.047	1'01.415	2'43.914P	113,1	12:03'52.327

16° 84 L. CRESSON (1'57.496)

Lap	Seg.1	Seg.2	Seg.3	Seg.4	Lap Time	km/h	Local Time
1		34.938	24.259	29.851		263,4	11:37'23.397
2	35.206	34.161	23.814	28.820	2'02.001	**268,0**	11:39'25.398
3	39.458	39.151	23.259	28.897	2'10.765	260,2	11:41'36.163
4	36.412	33.851	23.707	34.099	2'08.069CP	256,5	11:43'44.232
5	6'12.660	33.460	23.151	28.674	7'37.945P	260,9	11:51'22.177
6	33.692	33.549	22.720	28.759	1'58.720	262,1	11:53'20.897
7	33.840	33.251	22.874	28.771	1'58.736	262,1	11:55'19.633
8	33.670	33.462	22.867	28.765	1'58.764	262,1	11:57'18.397
9	33.664	33.566	22.773	28.690	1'58.693	262,8	11:59'17.090
10	37.710	33.838	23.096	28.605	2'03.249	264,7	12:01'20.339
11	33.716	33.184	23.489	34.142	2'04.531P	261,5	12:03'24.870
12	9'44.382	39.526	23.277	28.826	11'16.011P	262,1	12:14'40.881
13	33.485	33.105	22.674	28.769	1'58.033	261,5	12:16'38.914
14	**33.319**	**32.854**	**22.635**	28.688	**1'57.496**	263,4	12:18'36.410
15	33.665	40.441	23.025	**28.586**	2'05.717	261,5	12:20'42.127

17° 22 F. FULIGNI (1'57.522)

Lap	Seg.1	Seg.2	Seg.3	Seg.4	Lap Time	km/h	Local Time
1		35.136	23.925	36.118		255,9	11:37'14.897
2	3'34.552	34.605	23.699	29.483	5'02.339P	251,2	11:42'17.236
3	34.533	34.362	23.359	29.486	2'01.740	252,3	11:44'18.976
4	34.101	33.982	22.965	29.020	2'00.068	254,7	11:46'19.044
5	33.627	33.594	22.708	28.946	1'58.875	259,0	11:48'17.919
6	33.600	33.270	22.771	28.783	1'58.424	257,8	11:50'16.343
7	37.781	33.652	22.981	35.019	2'09.433P	257,1	11:52'25.776
8	7'47.013	34.199	23.094	29.155	9'13.461P	257,8	12:01'39.237
9	34.318	33.565	22.861	28.871	1'59.615	259,6	12:03'38.852
10	33.686	33.670	22.636	28.889	1'58.881	259,6	12:05'37.733
11	33.522	33.488	22.632	28.853	1'58.495	257,8	12:07'36.228
12	34.603	33.561	22.797	28.912	1'59.873	258,4	12:09'36.101
13	33.414	33.387	22.660	28.828	1'58.289	256,5	12:11'34.390
14	33.466	33.280	22.601	28.710	1'58.057	260,2	12:13'32.447
15	**33.239**	33.216	**22.543**	28.695	1'57.693	**266,7**	12:15'30.140
16	33.296	**33.012**	22.614	28.600	**1'57.522**	260,2	12:17'27.662
17	33.415	33.848	23.305	**28.471**	1'59.039	**266,7**	12:19'26.701
18	33.311	33.035	22.803	28.799	1'57.948	260,9	12:21'24.649

18° 74 J. VAN SIKKELERUS (1'57.683)

Lap	Seg.1	Seg.2	Seg.3	Seg.4	Lap Time	km/h	Local Time
1		35.513	24.304	30.039		257,8	11:37'35.570
2	34.916	35.086	23.700	29.502	2'03.204	255,3	11:39'38.774
3	38.817	33.873	23.664	28.927	2'05.281	261,5	11:41'44.055
4	40.345	33.882	33.809	29.990	2'18.026	251,2	11:44'02.081
5	34.387	33.726	22.877	28.935	1'59.925	257,1	11:46'02.006
6	44.344	34.784	23.674	36.543	2'19.345P	247,1	11:48'21.351
7	17'32.404	41.556	23.194	29.124	19'06.278P	256,5	12:07'27.629
8	33.758	33.646	22.762	29.115	1'59.281	258,4	12:09'26.910
9	33.665	33.307	22.801	29.159	1'58.932	257,1	12:11'25.842
10	34.194	40.173	28.775	28.877	2'12.019	260,9	12:13'37.861
11	**33.443**	**33.093**	**22.418**	**28.729**	**1'57.683**	**264,1**	12:15'35.544
12	39.414	33.213	23.016	28.927	2'04.570	260,2	12:17'40.114
13	34.034	34.003	22.886	28.882	1'59.805	258,4	12:19'39.919
14	33.727	33.455	36.675	35.753	2'19.610P	253,5	12:21'59.529

19° 48 X. NAVAND (1'57.763)

Lap	Seg.1	Seg.2	Seg.3	Seg.4	Lap Time	km/h	Local Time
1							11:37'45.144
2	34.598	33.914	23.252	29.464	2'01.228	247,1	11:39'46.372
3	34.447	34.308	23.024	29.407	2'01.186	249,4	11:41'47.558
4	33.837	33.753	23.052	29.307	1'59.949	251,2	11:43'47.507
5	33.887	33.486	22.802	29.109	1'59.284	247,7	11:45'46.791
6	33.681	33.900	22.928	35.888	2'06.397CP	246,0	11:47'53.188
7	5'43.886	34.359	23.051	29.333	7'10.629P	247,1	11:55'03.817
8	33.695	33.369	22.692	29.226	1'58.982	250,6	11:57'02.799
9	33.456	33.191	22.706	29.141	1'58.494	248,3	11:59'01.293
10	33.415	33.335	22.486	29.210	1'58.446	251,7	12:00'59.739
11	36.858	37.670	24.193	35.865	2'14.586P	247,7	12:03'14.325
12	2'45.013	33.950	23.014	29.350	4'11.327P	248,8	12:07'25.652
13	33.572	33.334	22.646	29.498	1'59.050	247,7	12:09'24.702
14	33.732	33.013	22.496	29.316	1'58.557	248,3	12:11'23.259
15	33.738	33.163	22.482	29.310	1'58.693	247,1	12:13'21.952
16	33.583	**32.981**	**22.254**	29.224	1'58.042	246,6	12:15'19.994
17	33.405	32.984	22.380	**28.994**	**1'57.763**	**259,6**	12:17'17.757
18	**33.367**	33.197	22.285	29.031	1'57.880	250,0	12:19'15.637
19	33.377	35.604	22.810	29.631	2'01.422	246,0	12:21'17.059

20° 95 J. DANILO (1'57.782)

Lap	Seg.1	Seg.2	Seg.3	Seg.4	Lap Time	km/h	Local Time
1		34.844	23.958	30.272		242,7	11:37'23.166
2	35.035	34.087	23.465	29.523	2'02.110	**260,9**	11:39'25.276
3	40.879	34.363	22.995	29.132	2'07.369	256,5	11:41'32.645
4	38.505	34.160	22.859	29.099	2'04.623	256,5	11:43'37.268
5	34.044	33.383	22.768	28.948	1'59.143	257,1	11:45'36.411
6	33.617	33.324	22.554	28.972	1'58.467	259,0	11:47'34.878
7	33.623	33.435	23.098	36.522	2'06.678P	256,5	11:49'41.556
8	6'05.788	33.688	23.326	29.239	7'32.041P	259,0	11:57'13.597
9	33.607	33.240	22.619	28.916	1'58.382	260,2	11:59'11.979
10	33.367	33.099	22.425	28.891	**1'57.782**	260,2	12:01'09.761
11	33.335	33.152	22.536	34.638	2'03.661P	258,4	12:03'13.422
12	9'43.222	33.919	22.989	29.041	11'09.171P	257,8	12:14'22.593
13	33.549	33.138	22.461	28.995	1'58.143	256,5	12:16'20.736
14	33.529	33.120	**22.391**	**28.876**	1'57.916	258,4	12:18'18.652
15	**33.330**	**33.054**	23.575	28.992	1'58.951	256,5	12:20'17.603

21° 6 M. HERRERA (1'57.858)

Lap	Seg.1	Seg.2	Seg.3	Seg.4	Lap Time	km/h	Local Time
1		43.180	26.257	32.870		212,6	11:37'37.050
2	36.854	39.856	25.142	30.690	2'12.542	238,4	11:39'49.592
3	35.680	35.920	24.159	30.230	2'05.989	243,8	11:41'55.581
4	35.782	35.513	24.249	39.049	2'14.593P	241,1	11:44'10.174
5	5'15.252	35.505	23.731	29.293	6'43.781P	254,7	11:50'53.955
6					2'02.870		11:52'56.825
7					2'00.657		11:54'57.482
8					1'59.835		11:56'57.317
9					1'59.659		11:58'56.976

05/04/2019 P = Pits In/Out - C = Lap Time Cancelled

These data/results cannot be reproduced, stored and/or transmitted in whole or in part by any manner of electronic, mechanical, photocopying, recording, broadcasting or otherwise now known or herein after developed without the previous express consent by the copyright owner, except for reproduction in daily press and regular printed publications on sale to the public within 60 days of the event related to those data/results and always provided that copyright symbol appears together as follows below.
© DORNA WSBK ORGANIZATION Srl 2019

PIRELLI Official Tyre Supplier

TISSOT SWISS WATCHES SINCE 1853 Official Timekeeper

SUPERSPORT FIM WORLD CHAMPIONSHIP

1.5

WorldSSP

102/03

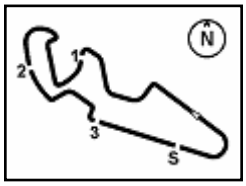

MotorLand Aragon 5.077 m

Motocard Aragon Round, 5-7 April 2019

Chronological Analysis Free Practice 1st Session

10					2'12.571P		12:01'09.547
11					9'31.124P		12:10'40.671
12	33.654	33.164	22.698	**28.342**	**1'57.858**	**267,3**	12:12'38.529
13	33.491	**33.103**	22.521	28.781	1'57.896	259,6	12:14'36.425
14	33.733	34.794	22.821	32.516	2'03.864	220,0	12:16'40.289
15	33.814	33.595	22.544	28.606	1'58.559	263,4	12:18'38.848
16	**33.486**	33.322	**22.470**	28.914	1'58.192	256,5	12:20'37.040

22° 11 K. SMITH (1'58.286)

Lap	Seg.1	Seg.2	Seg.3	Seg.4	Lap Time	km/h	Local Time
1		44.410	28.703	48.421		177,0	11:38'09.810
2	28'56.927	35.500	24.205	30.325	30'26.957P	250,0	12:08'36.767
3	35.758	34.318	23.160	29.364	2'02.600	252,3	12:10'39.367
4	34.077	33.558	22.929	28.843	1'59.407	255,3	12:12'38.774
5	33.800	**33.240**	**22.567**	**28.682**	1'58.289	**259,0**	12:14'37.063
6	**33.360**	33.401	22.648	28.961	1'58.370	253,5	12:16'35.433
7	33.498	33.303	22.654	28.831	**1'58.286**	255,9	12:18'33.719
8	33.642	33.448	23.891	29.104	2'00.085	252,3	12:20'33.804

23° 15 A. COPPOLA (1'59.231)

Lap	Seg.1	Seg.2	Seg.3	Seg.4	Lap Time	km/h	Local Time
1		35.889	27.313	33.627		227,4	11:37'36.400
2	35.610	34.855	24.200	29.567	2'04.232	257,1	11:39'40.632
3	35.003	33.836	23.556	29.204	2'01.599	255,3	11:41'42.231
4	34.313	33.845	23.724	29.277	2'01.159	257,1	11:43'43.390
5	34.155	33.793	23.286	29.377	2'00.611	254,1	11:45'44.001
6	36.398	35.740	23.928	36.770	2'12.836P	251,7	11:47'56.837
7	7'20.329	40.950	27.299	30.446	8'59.024P	247,7	11:56'55.861
8	34.800	35.339	23.109	29.316	2'02.564	257,1	11:58'58.425
9	33.941	33.645	23.054	29.287	1'59.927	255,9	12:00'58.352
10	34.285	34.049	23.483	36.824	2'08.641P	251,7	12:03'06.993
11	7'58.118	38.067	27.521	29.210	9'32.916P	256,5	12:12'39.909
12	34.079	33.419	**22.886**	**28.913**	1'59.297	**259,0**	12:14'39.206
13	34.049	33.986	23.331	28.992	2'00.358	257,8	12:16'39.564
14	**33.665**	**33.306**	23.036	29.224	**1'59.231**	256,5	12:18'38.795
15	34.773	34.899	27.254	36.270	2'13.196P	247,1	12:20'51.991

24° 30 G. VAN STRAALEN (1'59.320)

Lap	Seg.1	Seg.2	Seg.3	Seg.4	Lap Time	km/h	Local Time
1		36.092	24.718	30.353		254,1	11:37'19.173
2	35.629	34.749	23.786	29.328	2'03.492	258,4	11:39'22.665
3	34.622	33.889	23.153	29.300	2'00.964	254,1	11:41'23.629
4	34.499	33.867	23.799	29.314	2'01.479	258,4	11:43'25.108
5	37.196	34.163	23.328	29.155	2'03.842	254,1	11:45'28.950
6	34.127	33.863	23.035	29.142	2'00.167	254,7	11:47'29.117
7	34.772	34.079	23.132	35.917	2'07.900P	252,3	11:49'37.017
8	7'13.508	35.028	23.859	29.198	8'41.593P	255,9	11:58'18.610
9	34.299	34.188	39.746	29.403	2'17.636	254,1	12:00'36.246
10	34.413	34.024	23.062	28.950	2'00.449	255,9	12:02'36.695
11	34.094	33.982	23.127	29.229	2'00.432	254,1	12:04'37.127
12	**33.770**	33.727	22.950	29.260	1'59.707	253,5	12:06'36.834
13	33.856	34.069	23.151	35.553	2'06.629P	252,3	12:08'43.463
14	5'25.865	34.053	23.016	**28.938**	6'51.872P	257,1	12:15'35.335
15	33.853	34.064	23.291	29.036	2'00.244	**259,0**	12:17'35.579
16	33.972	33.656	22.948	29.417	1'59.993	257,1	12:19'35.572
17	33.961	**33.332**	**22.845**	29.182	**1'59.320**	255,9	12:21'34.892

25° 4 C. STANGE (1'59.921)

Lap	Seg.1	Seg.2	Seg.3	Seg.4	Lap Time	km/h	Local Time
1		37.694	25.239	30.999		254,7	11:37'36.123
2	35.750	34.876	24.031	30.476	2'05.133	254,1	11:39'41.256
3	35.353	34.484	23.713	30.028	2'03.578	252,9	11:41'44.834
4	34.914	34.230	23.250	29.871	2'02.265	252,9	11:43'47.099
5	40.670	34.461	23.878	40.618	2'19.627P	251,7	11:46'06.726
6	8'30.292	35.175	25.211	30.238	10'00.916P	252,3	11:56'07.642
7	34.745	34.226	23.276	29.837	2'02.084C	254,1	11:58'09.726
8	34.466	34.260	22.921	29.530	2'01.177	255,3	12:00'10.903
9	34.488	34.061	22.789	29.442	2'00.780	253,5	12:02'11.683
10	34.202	33.866	23.076	29.623	2'00.767	253,5	12:04'12.450
11	34.320	34.015	23.125	29.547	2'01.007C	252,9	12:06'13.457
12	34.081	33.570	**22.787**	29.660	2'00.098	252,3	12:08'13.555
13	34.171	33.915	22.999	36.111	2'07.196P	252,3	12:10'20.751
14	5'26.486	34.515	23.052	29.227	6'53.280P	255,3	12:17'14.031
15	34.955	33.912	22.868	**29.050**	2'00.785	**257,1**	12:19'14.816
16	**33.859**	**33.532**	22.983	29.547	**1'59.921**	251,2	12:21'14.737

26° 67 G. MATERN

Lap	Seg.1	Seg.2	Seg.3	Seg.4	Lap Time	km/h	Local Time
1		36.647	**24.538**	**30.639**		**242,2**	11:38'12.150
2	**35.226**	**35.393**	27.565	44.267	2'22.451P	158,4	11:40'34.601

05/04/2019 P = Pits In/Out - C = Lap Time Cancelled

These data/results cannot be reproduced, stored and/or transmitted in whole or in part by any manner of electronic, mechanical, photocopying, recording, broadcasting or otherwise now known or herein after developed without the previous express consent by the copyright owner, except for reproduction in daily press and regular printed publications on sale to the public within 60 days of the event related to those data/results and always provided that copyright symbol appears together as follows below.
© DORNA WSBK ORGANIZATION Srl 2019

PIRELLI Official Tyre Supplier
TISSOT SWISS WATCHES SINCE 1853 Official Timekeeper