SUPERSPORT FIM WORLD CHAMPIONSHIP

3.5

WorldSSP

102/03

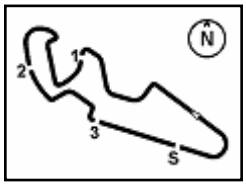

MotorLand Aragon 5.077 m

Motocard Aragon Round, 5-7 April 2019

Chronological Analysis Free Practice 3rd Session

1° 36 T. GRADINGER (1'54.992)

Lap	Seg.1	Seg.2	Seg.3	Seg.4	Lap Time	km/h	Local Time
1		34.359	22.967	28.814		268,7	9:37'11.378
2	33.455	33.088	22.477	28.351	1'57.371	270,0	9:39'08.749
3	33.273	32.802	22.251	28.318	1'56.644	**270,7**	9:41'05.393
4	33.148	32.603	22.391	35.185	2'03.327P	265,4	9:43'08.720
5	4'06.366	33.478	22.342	28.235	5'30.421P	267,3	9:48'39.141
6	32.850	**32.221**	22.056	**27.963**	1'55.090	268,7	9:50'34.231
7	32.747	32.409	**21.960**	28.028	1'55.144	270,0	9:52'29.375
8	33.517	33.141	22.868	29.021	1'58.547	260,9	9:54'27.922
9	**32.668**	32.308	22.031	27.985	**1'54.992**	**270,7**	9:56'22.914

2° 21 R. KRUMMENACHER (1'55.118)

Lap	Seg.1	Seg.2	Seg.3	Seg.4	Lap Time	km/h	Local Time
1		33.759	22.737	28.492		264,7	9:38'03.333
2	33.391	32.446	22.226	28.179	1'56.242	265,4	9:39'59.575
3	33.089	32.475	22.057	28.215	1'55.836	268,0	9:41'55.411
4	32.871	32.532	22.029	28.214	1'55.646	272,0	9:43'51.057
5	32.986	32.499	21.900	28.139	1'55.524	267,3	9:45'46.581
6	32.792	32.596	21.859	28.082	1'55.329	269,3	9:47'41.910
7	32.799	32.511	**21.802**	28.105	1'55.217	269,3	9:49'37.127
8	**32.659**	**32.296**	22.186	**27.977**	**1'55.118**	**273,4**	9:51'32.245
9	43.497	33.304	22.246	28.318	2'07.365	268,0	9:53'39.610
10	34.098	33.744	22.408	34.818	2'05.068P	264,1	9:55'44.678

3° 64 F. CARICASULO (1'55.172)

Lap	Seg.1	Seg.2	Seg.3	Seg.4	Lap Time	km/h	Local Time
1		33.757	22.755	29.244		**271,4**	9:37'10.555
2	33.341	32.864	22.377	28.369	1'56.951	268,7	9:39'07.506
3	33.154	32.543	22.003	28.320	1'56.020	268,7	9:41'03.526
4	33.010	32.535	21.965	28.440	1'55.950	268,0	9:42'59.476
5	32.885	32.277	21.971	28.317	1'55.450	268,0	9:44'54.926
6	33.927	33.208	22.547	35.511	2'05.193P	268,0	9:47'00.119
7	2'26.563	33.261	22.423	28.192	3'50.439P	266,7	9:50'50.558
8	**32.779**	32.363	21.901	28.178	1'55.221	268,7	9:52'45.779
9	32.921	**32.271**	21.862	**28.118**	**1'55.172**	268,7	9:54'40.951
10	32.963	32.706	**21.781**	28.374	1'55.824	268,0	9:56'36.775

4° 44 L. MAHIAS (1'55.703)

Lap	Seg.1	Seg.2	Seg.3	Seg.4	Lap Time	km/h	Local Time
1		33.941	23.191	28.707		268,7	9:37'31.770
2	34.121	33.278	24.009	29.748	2'01.156	262,1	9:39'32.926
3	33.155	32.612	22.658	**28.343**	1'56.768	268,0	9:41'29.694
4	33.015	33.362	22.038	28.462	1'56.877	268,7	9:43'26.571
5	33.262	32.693	22.338	28.432	1'56.725	**272,0**	9:45'23.296
6	33.862	1'06.127	23.170	34.029	2'37.188P	256,5	9:48'00.484
7	3'53.199	33.575	22.345	28.601	5'17.720P	260,2	9:53'18.204
8	**32.920**	**32.440**	**21.817**	28.526	**1'55.703**	262,8	9:55'13.907

5° 16 J. CLUZEL (1'55.908)

Lap	Seg.1	Seg.2	Seg.3	Seg.4	Lap Time	km/h	Local Time
1		34.735	23.669	29.405		262,1	9:37'04.853
2	34.656	33.723	22.716	34.009	2'05.104P	263,4	9:39'09.957
3	4'19.638	33.705	25.852	28.775	5'47.970P	262,8	9:44'57.927
4	33.296	32.575	22.289	28.295	1'56.455	266,7	9:46'54.382
5	33.062	32.578	22.241	28.435	1'56.316	266,0	9:48'50.698
6	33.605	33.174	26.013	28.495	2'01.287	266,0	9:50'51.985
7	**32.939**	**32.459**	22.277	**28.233**	**1'55.908**	266,0	9:52'47.893
8	32.995	32.540	22.189	28.334	1'56.058	266,7	9:54'43.951
9	33.029	32.646	**22.157**	28.265	1'56.097	**268,0**	9:56'40.048

6° 94 C. PEROLARI (1'55.924)

Lap	Seg.1	Seg.2	Seg.3	Seg.4	Lap Time	km/h	Local Time
1		34.681	23.722	29.351		264,1	9:37'04.994
2	34.732	33.767	22.884	34.534	2'05.917P	263,4	9:39'10.911
3	5'08.507	33.209	22.753	28.481	6'32.950P	262,8	9:45'43.861
4	32.945	32.653	22.254	**28.072**	**1'55.924**	267,3	9:47'39.785
5	**32.925**	32.721	22.371	28.193	1'56.210	264,7	9:49'35.995
6	33.032	**32.572**	22.547	28.198	1'56.349	264,7	9:51'32.344
7	38.442	34.987	22.978	28.322	2'04.729	267,3	9:53'37.073
8	32.977	32.607	**22.202**	28.175	1'55.961	**270,7**	9:55'33.034

7° 3 R. DE ROSA (1'55.924)

Lap	Seg.1	Seg.2	Seg.3	Seg.4	Lap Time	km/h	Local Time
1		35.969	24.922	37.611		221,3	9:37'35.710
2	2'35.961	34.789	24.092	29.869	4'04.711P	266,0	9:41'40.421
3	35.067	34.297	23.449	35.558	2'08.371P	267,3	9:43'48.792
4	1'59.116	34.761	22.805	28.381	3'25.063P	**269,3**	9:47'13.855
5	33.369	32.902	22.425	28.290	1'56.986	268,7	9:49'10.841
6	32.968	32.768	**22.178**	28.259	1'56.173	268,0	9:51'07.014
7	**32.861**	32.652	22.519	28.289	1'56.321	267,3	9:53'03.335
8	32.943	**32.513**	22.215	**28.253**	**1'55.924**	268,0	9:54'59.259
9	33.037	32.687	22.311	28.415	1'56.450	268,7	9:56'55.709

8° 32 I. VINALES (1'56.249)

Lap	Seg.1	Seg.2	Seg.3	Seg.4	Lap Time	km/h	Local Time
1		34.993	24.920	30.746		228,8	9:37'29.057
2	34.649	33.295	22.936	28.996	1'59.876	266,0	9:39'28.933
3	34.021	32.950	22.528	28.609	1'58.108	268,0	9:41'27.041
4	33.605	41.113	24.332	37.714	2'16.764	241,1	9:43'43.805
5	33.520	32.911	22.363	28.659	1'57.453	**269,3**	9:45'41.258
6	33.552	32.818	22.402	34.242	2'03.014P	267,3	9:47'44.272
7	4'11.386	32.874	22.521	28.490	5'35.271P	266,7	9:53'19.543
8	**33.305**	**32.532**	**22.009**	**28.403**	**1'56.249**	267,3	9:55'15.792

9° 78 H. OKUBO (1'56.324)

Lap	Seg.1	Seg.2	Seg.3	Seg.4	Lap Time	km/h	Local Time
1		36.584	23.378	37.003		264,7	9:37'55.140
2	2'33.189	33.359	22.653	28.570	3'57.771P	266,0	9:41'52.911
3	33.831	33.240	22.500	28.466	1'58.037	266,7	9:43'50.948
4	33.512	32.967	22.221	28.631	1'57.331	267,3	9:45'48.279
5	33.111	32.764	**22.110**	**28.339**	**1'56.324**	**268,7**	9:47'44.603
6	**32.932**	**32.709**	22.288	28.433	1'56.362	267,3	9:49'40.965
7	33.194	32.926	22.138	28.504	1'56.762	267,3	9:51'37.727
8	33.385	39.877	22.587	28.466	2'04.315	265,4	9:53'42.042
9	33.235	32.984	22.378	28.510	1'57.107	**268,7**	9:55'39.149

10° 80 H. BARBERA (1'56.652)

Lap	Seg.1	Seg.2	Seg.3	Seg.4	Lap Time	km/h	Local Time
1		34.491	23.626	29.018		264,1	9:37'31.353
2	34.144	33.619	23.055	28.422	1'59.240	**272,0**	9:39'30.593
3	34.146	33.089	22.322	28.380	1'57.937	269,3	9:41'28.530
4	33.573	32.963	22.362	28.599	1'57.497	264,1	9:43'26.027
5	33.414	32.824	22.398	28.682	1'57.318	265,4	9:45'23.345
6	34.017	36.190	23.411	29.428	2'03.046	263,4	9:47'26.391
7	33.413	32.945	22.329	28.592	1'57.279	264,7	9:49'23.670
8	33.071	32.732	**22.320**	28.529	**1'56.652**	264,7	9:51'20.322
9	33.169	32.847	26.508	28.505	2'01.029	266,7	9:53'21.351
10	**33.022**	**32.668**	22.621	**28.371**	1'56.682	266,7	9:55'18.033

11° 86 A. BADOVINI (1'56.884)

Lap	Seg.1	Seg.2	Seg.3	Seg.4	Lap Time	km/h	Local Time
1		36.054	23.371	29.408		260,2	9:37'51.532

06/04/2019 P = Pits In/Out - C = Lap Time Cancelled

These data/results cannot be reproduced, stored and/or transmitted in whole or in part by any manner of electronic, mechanical, photocopying, recording, broadcasting or otherwise now known or herein after developed without the previous express consent by the copyright owner, except for reproduction in daily press and regular printed publications on sale to the public within 60 days of the event related to those data/results and always provided that copyright symbol appears together as follows below.
© DORNA WSBK ORGANIZATION Srl 2019

PIRELLI Official Tyre Supplier

TISSOT SWISS WATCHES SINCE 1853 Official Timekeeper

SUPERSPORT FIM WORLD CHAMPIONSHIP

3.5

WorldSSP

102/03

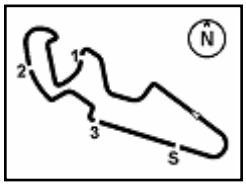

Motocard Aragon Round, 5-7 April 2019

Chronological Analysis Free Practice 3rd Session

MotorLand Aragon 5.077 m

2	33.615	33.182	22.581	28.812	1'58.190	260,2	9:39'49.722
3	33.614	32.722	22.257	29.019	1'57.612	262,1	9:41'47.334
4	33.471	32.849	22.332	28.728	1'57.380	261,5	9:43'44.714
5	33.454	**32.680**	22.234	28.634	1'57.002	**264,7**	9:45'41.716
6	33.381	33.054	22.223	**28.493**	1'57.151	**264,7**	9:47'38.867
7	41.552	34.024	22.831	28.893	2'07.300	260,2	9:49'46.167
8	33.416	32.781	22.239	28.694	1'57.130	260,9	9:51'43.297
9	34.972	34.112	23.031	28.898	2'01.013	260,9	9:53'44.310
10	**33.335**	32.754	**22.102**	28.693	**1'56.884**	262,1	9:55'41.194

12° 11 K. SMITH (1'57.128)

Lap	Seg.1	Seg.2	Seg.3	Seg.4	Lap Time	km/h	Local Time
1		35.065	24.238	36.782		262,1	9:37'16.054
2	2'55.833	34.673	23.584	29.123	4'23.213P	266,0	9:41'39.267
3	34.040	33.555	22.878	28.776	1'59.249	265,4	9:43'38.516
4	33.556	33.774	22.707	35.958	2'05.995P	266,0	9:45'44.511
5	2'22.470	33.620	22.518	28.450	3'47.058P	268,0	9:49'31.569
6	33.360	**32.979**	**22.368**	**28.421**	**1'57.128**	**272,0**	9:51'28.697
7	**32.954**	33.075	22.562	28.687	1'57.278	266,7	9:53'25.975
8	34.253	33.184	22.489	28.616	1'58.542	266,0	9:55'24.517

13° 38 H. SOOMER (1'57.135)

Lap	Seg.1	Seg.2	Seg.3	Seg.4	Lap Time	km/h	Local Time
1		34.751	24.042	30.072		267,3	9:37'29.794
2	34.745	33.413	22.978	28.620	1'59.756	266,7	9:39'29.550
3	42.505	34.602	24.135	29.073	2'10.315	**270,7**	9:41'39.865
4	33.592	33.594	23.009	28.661	1'58.856	267,3	9:43'38.721
5	33.656	33.311	22.275	**28.596**	1'57.838	262,8	9:45'36.559
6	33.347	**32.819**	22.439	28.797	1'57.402	264,7	9:47'33.961
7	**33.209**	33.066	**22.151**	28.709	**1'57.135**	262,1	9:49'31.096
8	33.325	33.039	22.318	28.897	1'57.579	264,7	9:51'28.675
9	34.144	34.080	22.422	28.601	1'59.247	265,4	9:53'27.922
10	33.365	33.180	22.362	28.652	1'57.559	263,4	9:55'25.481

14° 95 J. DANILO (1'57.245)

Lap	Seg.1	Seg.2	Seg.3	Seg.4	Lap Time	km/h	Local Time
1		35.604	23.288	28.874		268,0	9:37'32.998
2	33.735	33.516	23.276	28.994	1'59.521	270,7	9:39'32.519
3	33.722	33.120	22.563	28.536	1'57.941	**274,8**	9:41'30.460
4	33.494	33.076	22.527	28.586	1'57.683	268,7	9:43'28.143
5	37.717	33.261	22.520	28.691	2'02.189	267,3	9:45'30.332
6	33.523	37.844	25.026	28.713	2'05.106	268,0	9:47'35.438
7	**33.408**	**32.944**	**22.401**	**28.492**	**1'57.245**	268,7	9:49'32.683
8	33.566	33.139	22.533	32.179	2'01.417	267,3	9:51'34.100
9	35.472	33.976	22.666	28.927	2'01.041	264,7	9:53'35.141
10	33.638	33.062	22.737	28.791	1'58.228	264,7	9:55'33.369

15° 84 L. CRESSON (1'57.292)

Lap	Seg.1	Seg.2	Seg.3	Seg.4	Lap Time	km/h	Local Time
1		35.923	25.230	30.863		236,8	9:37'29.464
2	34.624	34.142	23.288	28.447	2'00.501	274,1	9:39'29.965
3	33.553	33.273	22.930	28.600	1'58.356	274,1	9:41'28.321
4	33.559	33.085	22.885	28.565	1'58.094	272,7	9:43'26.415
5	33.791	32.958	22.584	28.520	1'57.853	272,7	9:45'24.268
6	33.589	34.319	27.410	36.492	2'11.810	164,9	9:47'36.078
7	33.453	**32.953**	**22.524**	28.362	**1'57.292**	272,7	9:49'33.370
8	33.338	33.201	22.719	28.421	1'57.679	**276,9**	9:51'31.049
9	33.399	33.075	22.619	28.381	1'57.474	271,4	9:53'28.523
10	**33.301**	33.047	22.794	**28.217**	1'57.359	275,5	9:55'25.882

16° 56 P. SEBESTYEN (1'57.370)

Lap	Seg.1	Seg.2	Seg.3	Seg.4	Lap Time	km/h	Local Time
1		35.201	24.736	30.334		257,8	9:37'29.374
2	34.565	33.546	22.882	28.636	1'59.629	**269,3**	9:39'29.003
3	34.272	33.180	22.621	35.188	2'05.261P	262,1	9:41'34.264
4	1'20.427	33.611	22.657	28.863	2'45.558P	264,7	9:44'19.822
5	33.814	33.031	22.560	28.748	1'58.153	264,7	9:46'17.975
6	33.562	33.066	22.487	28.692	1'57.807	264,7	9:48'15.782
7	33.626	33.154	22.446	**28.586**	1'57.812	265,4	9:50'13.594
8	33.909	33.507	22.906	28.687	1'59.009	263,4	9:52'12.603
9	33.434	33.053	22.635	28.623	1'57.745	264,7	9:54'10.348
10	**33.407**	**32.954**	**22.392**	28.617	**1'57.370**	266,0	9:56'07.718

17° 22 F. FULIGNI (1'57.519)

Lap	Seg.1	Seg.2	Seg.3	Seg.4	Lap Time	km/h	Local Time
1		35.322	23.661	29.237		263,4	9:38'33.876
2	34.631	33.880	22.903	28.824	2'00.238	264,1	9:40'34.114
3	34.035	33.525	22.935	28.714	1'59.209	265,4	9:42'33.323
4	33.510	33.395	22.647	28.675	1'58.227	265,4	9:44'31.550
5	33.659	33.289	22.642	28.593	1'58.183	264,1	9:46'29.733
6	33.342	**33.111**	22.521	28.545	**1'57.519**	264,7	9:48'27.252
7	**33.272**	35.872	22.958	28.515	2'00.617	264,7	9:50'27.869
8	33.493	33.466	22.474	**28.436**	1'57.869	**266,0**	9:52'25.738
9	33.465	33.349	22.830	28.495	1'58.139	265,4	9:54'23.877
10	33.406	33.174	**22.376**	28.956	1'57.912	**266,0**	9:56'21.789

18° 48 X. NAVAND (1'57.713)

Lap	Seg.1	Seg.2	Seg.3	Seg.4	Lap Time	km/h	Local Time
1		35.909	23.404	29.302		257,1	9:37'32.033
2	34.295	33.434	24.011	29.491	2'01.231	**263,4**	9:39'33.264
3	33.568	33.392	22.542	28.914	1'58.416	258,4	9:41'31.680
4	33.686	33.189	22.491	28.805	1'58.171	256,5	9:43'29.851
5	33.552	33.225	22.594	**28.770**	1'58.141	256,5	9:45'27.992
6	37.692	35.755	26.229	35.310	2'14.986	147,5	9:47'42.978
7	33.737	33.106	22.503	28.998	1'58.344	256,5	9:49'41.322
8	33.553	**33.009**	**22.259**	28.892	**1'57.713**	254,1	9:51'39.035
9	**33.433**	33.309	22.415	29.093	1'58.250	253,5	9:53'37.285
10	33.477	33.119	22.419	28.838	1'57.853	255,9	9:55'35.138

19° 10 N. CALERO (1'57.823)

Lap	Seg.1	Seg.2	Seg.3	Seg.4	Lap Time	km/h	Local Time
1		37.207	27.576	30.295		263,4	9:37'29.698
2	34.957	34.206	23.161	28.894	2'01.218	268,0	9:39'30.916
3	33.996	33.707	23.056	28.972	1'59.731	**268,7**	9:41'30.647
4	34.812	33.787	22.744	28.851	2'00.194	266,7	9:43'30.841
5	33.474	33.277	**22.438**	**28.634**	**1'57.823**	265,4	9:45'28.664
6	33.996	36.671	24.512	30.472	2'05.651	250,6	9:47'34.315
7	33.469	**33.205**	22.672	28.772	1'58.118	264,1	9:49'32.433
8	33.993	33.215	22.620	29.003	1'58.831	265,4	9:51'31.264
9	**33.456**	33.266	22.581	28.777	1'58.080	265,4	9:53'29.344
10	51.320	35.909	24.769	37.258	2'29.256P	246,0	9:55'58.600

20° 6 M. HERRERA (1'57.835)

Lap	Seg.1	Seg.2	Seg.3	Seg.4	Lap Time	km/h	Local Time
1		35.592	28.581	30.248		263,4	9:37'30.344
2	34.831	33.863	25.775	29.755	2'04.224	262,1	9:39'34.568
3	34.552	33.656	22.818	28.888	1'59.914	**268,0**	9:41'34.482
4	34.072	33.415	22.786	28.800	1'59.073	**268,0**	9:43'33.555
5	35.402	39.676	23.390	37.543	2'16.011P	264,1	9:45'49.566
6	3'38.042	33.563	22.836	**28.569**	5'03.010P	**268,0**	9:50'52.576
7	**33.493**	**33.129**	**22.484**	28.729	**1'57.835**	266,0	9:52'50.411
8	33.861	33.406	22.513	28.732	1'58.512	264,7	9:54'48.923
9	33.851	33.362	23.328	29.353	1'59.894	264,7	9:56'48.817

06/04/2019 P = Pits In/Out - C = Lap Time Cancelled

These data/results cannot be reproduced, stored and/or transmitted in whole or in part by any manner of electronic, mechanical, photocopying, recording, broadcasting or otherwise now known or herein after developed without the previous express consent by the copyright owner, except for reproduction in daily press and regular printed publications on sale to the public within 60 days of the event related to those data/results and always provided that copyright symbol appears together as follows below.
© DORNA WSBK ORGANIZATION Srl 2019

PIRELLI Official Tyre Supplier

TISSOT SWISS WATCHES SINCE 1853 Official Timekeeper

SUPERSPORT FIM WORLD CHAMPIONSHIP

3.5

WorldSSP

102/03

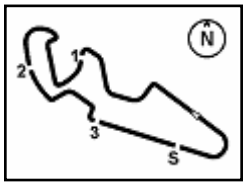

MotorLand Aragon 5.077 m

Motocard Aragon Round, 5-7 April 2019

Chronological Analysis Free Practice 3rd Session

21° 74 J. VAN SIKKELERUS (1'57.918)

Lap	Seg.1	Seg.2	Seg.3	Seg.4	Lap Time	km/h	Local Time
1		34.991	23.234	28.982		266,0	9:37'12.020
2	33.755	33.576	22.796	28.831	1'58.958	**266,7**	9:39'10.978
3	33.601	33.402	22.570	28.768	1'58.341	**266,7**	9:41'09.319
4	**33.470**	33.330	**22.376**	28.754	1'57.930	266,0	9:43'07.249
5	33.773	34.700	23.565	35.303	2'07.341P	255,9	9:45'14.590
6	2'01.232	34.266	22.983	29.005	3'27.486P	264,1	9:48'42.076
7	33.689	**33.125**	22.469	**28.635**	**1'57.918**	264,7	9:50'39.994
8	33.585	33.153	22.523	28.859	1'58.120	265,4	9:52'38.114
9	1'33.257	40.513	23.262	34.674	3'11.706P	264,1	9:55'49.820

22° 30 G. VAN STRAALEN (1'58.143)

Lap	Seg.1	Seg.2	Seg.3	Seg.4	Lap Time	km/h	Local Time
1		35.624	24.576	29.442		257,8	9:37'25.260
2	34.678	33.803	23.326	28.676	2'00.483	263,4	9:39'25.743
3	34.000	33.820	22.948	28.721	1'59.489	264,1	9:41'25.232
4	35.330	35.379	22.976	28.854	2'02.539	**265,4**	9:43'27.771
5	33.796	**33.155**	22.823	28.763	1'58.537	264,7	9:45'26.308
6	**33.422**	33.346	22.748	28.627	**1'58.143**	263,4	9:47'24.451
7	34.356	34.667	22.656	**28.605**	2'00.284	264,1	9:49'24.735
8	33.461	33.482	26.946	30.233	2'04.122	255,3	9:51'28.857
9	33.530	33.670	**22.569**	28.706	1'58.475	264,1	9:53'27.332
10	33.592	33.281	23.125	28.713	1'58.711	**265,4**	9:55'26.043

23° 15 A. COPPOLA (1'59.165)

Lap	Seg.1	Seg.2	Seg.3	Seg.4	Lap Time	km/h	Local Time
1		38.321	25.773	32.953		224,1	9:37'28.218
2	34.937	34.135	23.935	29.130	2'02.137	265,4	9:39'30.355
3	33.953	33.499	22.840	**28.873**	**1'59.165**	**267,3**	9:41'29.520
4	33.961	**33.386**	23.029	28.879	1'59.255	**267,3**	9:43'28.775
5	**33.923**	33.425	22.839	28.982	1'59.169	264,1	9:45'27.944
6	35.961	35.231	23.531	35.372	2'10.095P	254,7	9:47'38.039
7	3'28.108	34.891	24.060	33.487	5'00.546P	219,1	9:52'38.585
8	34.367	33.620	22.958	29.310	2'00.255	260,9	9:54'38.840
9	34.165	33.628	**22.825**	29.186	1'59.804	263,4	9:56'38.644

24° 4 C. STANGE (1'59.751)

Lap	Seg.1	Seg.2	Seg.3	Seg.4	Lap Time	km/h	Local Time
1		35.355	23.783	30.090		268,0	9:37'29.933
2	34.915	33.764	23.105	**28.825**	2'00.609	**270,7**	9:39'30.542
3	**34.000**	33.857	**22.718**	29.176	**1'59.751**	264,7	9:41'30.293
4	34.118	**33.482**	25.287	38.515	2'11.402P	260,2	9:43'41.695
5	3'03.005	35.007	23.031	29.875	4'30.918P	257,8	9:48'12.613
6	34.497	33.677	23.139	29.325	2'00.638	259,6	9:50'13.251
7	34.345	36.491	26.392	38.212	2'15.440P	253,5	9:52'28.691

25° 67 G. MATERN (2'02.345)

Lap	Seg.1	Seg.2	Seg.3	Seg.4	Lap Time	km/h	Local Time
1		35.597	24.202	31.586		**252,3**	9:37'11.894
2	34.934	**34.113**	**23.191**	**30.107**	**2'02.345**	251,2	9:39'14.239
3	**34.877**	34.261	23.360	36.818	2'09.316P	250,0	9:41'23.555

06/04/2019 P = Pits In/Out - C = Lap Time Cancelled

These data/results cannot be reproduced, stored and/or transmitted in whole or in part by any manner of electronic, mechanical, photocopying, recording, broadcasting or otherwise now known or herein after developed without the previous express consent by the copyright owner, except for reproduction in daily press and regular printed publications on sale to the public within 60 days of the event related to those data/results and always provided that copyright symbol appears together as follows below.
© DORNA WSBK ORGANIZATION Srl 2019

PIRELLI Official Tyre Supplier

TISSOT SWISS WATCHES SINCE 1853 Official Timekeeper