

## Motocard Aragon Round, 5-7 April 2019

### Results Last Chance Race

Laps 11 = 55,847 Km - Time of Race 24'02.560 - Avg. 139,370 km/h

MotorLand Aragon 5.077 m

1 / 2

Pos	Grid	No.	Rider	Nat	Team	Bike	Class	LL	Gap	Rel.	Fastest Lap	Speed	Qualifying	Speed
1	2	69	J. BUIS	NED	MTM Racing Team	Kawasaki Ninja 400	B	11			2'09.736	206,1	2'09.330	202,2
2	9	65	J. FACCO	ITA	Semakin Di Depan Biblion Motoxtracing	Yamaha YZF-R3	B	11	0.032	0.032	2'10.247	207,7	2'09.878	199,6
3	4	7	E. TOM KAWAKAMI	BRA	BCD Yamaha MS Racing	Yamaha YZF-R3	A	11	0.141	0.109	2'10.192	203,8	2'09.528	204,9
4	6	54	B. SOFUOGLU	TUR	Turkish Puccetti Racing by TSM	Kawasaki Ninja 400	B	11	10.234	10.093	2'10.545	203,8	2'09.617	198,5
5	3	44	T. BRAMICH	AUS	Carl Cox-RT Motorsports by SKM-Kawasaki	Kawasaki Ninja 400	B	11	10.272	0.038	2'10.747	206,9	2'09.369	206,9
6	13	78	J. FORAY	FRA	Prodina IRCOS Kawasaki	Kawasaki Ninja 400	B	11	10.329	0.057	2'10.630	211,4	2'10.354	201,5
7	15	79	T. ALONSO	POR	Kawasaki GP Project	Kawasaki Ninja 400	A	11	11.611	1.282	2'10.796	198,9	2'10.865	197,8
8	8	82	J. HYDE	AUS	2R Racing Team	Kawasaki Ninja 400	B	11	19.578	7.967	2'10.739	207,3	2'09.858	209,7
9	16	77	V. SCHWARZ	CZE	ACCR Czech Talent Team - Willi Race	Kawasaki Ninja 400	B	11	21.185	1.607	2'11.267	201,5	2'10.884	201,5
10	18	84	K. ALOISI	ITA	DS Junior Team	Kawasaki Ninja 400	A	11	23.267	2.082	2'11.733	199,6	2'12.150	195,7
11	21	32	A. PELIKANOVA	CZE	Kawasaki GP Project	Kawasaki Ninja 400	B	11	36.648	13.381	2'13.033	201,9	2'12.739	201,1
12	19	9	S. NAUD	FRA	Flembo Leader Team	Kawasaki Ninja 400	A	11	49.624	12.976	2'14.359	201,9	2'12.362	201,9
13	5	52	O. KÖNIG	CZE	ACCR Czech Talent Team - Willi Race	Kawasaki Ninja 400	A	11	50.978	1.354	2'10.663	201,5	2'09.599	202,6
14	22	93	A. QUINET	FRA	TGP Racing	Honda CBR500R	B	11	52.709	1.731	2'14.826	197,8	2'14.290	197,4
15	1	85	K. SABATUCCI	ITA	Team Trasimeno	Yamaha YZF-R3	B	11	1'58.457	1'05.748	2'11.434	209,3	2'09.307	202,6
16	10	30	D. BLIN	POL	Terra e Moto	Yamaha YZF-R3	B	11	2'00.438	1.981	2'11.189	202,6	2'09.924	208,1
-----Not Classified-----														
RET	7	19	B. MOLINA	CHI	Terra e Moto	Yamaha YZF-R3	A	10	1 Lap		2'10.123	208,9	2'09.842	208,9
RET	12	35	F. DE BRUIN	NED	Team Trasimeno	Yamaha YZF-R3	B	9	2 Laps		2'10.664	204,5	2'10.190	204,9
RET	11	21	B. SANCHEZ	ESP	Scuderia Maranga Racing	Kawasaki Ninja 400	B	6	5 Laps		2'10.901	198,9	2'10.171	198,5
RET	17	61	Y. OKAYA	JPN	DS Junior Team	Kawasaki Ninja 400	B	4	7 Laps		2'10.072	204,5	2'10.892	203,4
-----Disqualified-----														
DSQ	14	12	R. DORE	FRA	Team MHP Racing-Patrick Pons	Yamaha YZF-R3	B	11	10.455		2'10.311	208,9	2'10.473	204,9
DSQ	20	33	K. HARTMANN	FRA	Team MHP Racing-Patrick Pons	Yamaha YZF-R3	A	9	2 Laps		2'10.713	205,3	2'12.424	202,2

AIR	Humidity:	40%	Temp:	14°C
TRACK	Condition:	Dry	Temp:	24°C

Records	Pole (QP)	2019	M.Gonzalez	2'06.938	143,99 Km/h
	Race (RC)	2018	K.Meuffels	2'08.510	142,22 Km/h
	All Times (QP)	2019	M.Gonzalez	2'06.938	143,99 Km/h
	Race Fastest Lap	Lap 4	J.Buis	2'09.736	140,88 Km/h

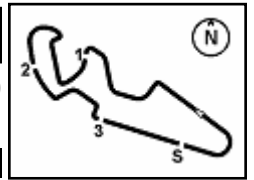
N.12 (Dore R.) has been disqualified according to art. 2.3.9 - 2.3.10 (Notified at Portimao)

06/04/2019 Start 15:16 End 15:43 The results are provisional until the end of the time limit for protests and appeals and the completion of the technical checks.

These data/results cannot be reproduced, stored and/or transmitted in whole or in part by any manner of electronic, mechanical, photocopying, recording, broadcasting or otherwise now known or herein after developed without the previous express consent by the copyright owner, except for reproduction in daily press and regular printed publications on sale to the public within 60 days of the event related to those data/results and always provided that copyright symbol appears together as follows below.

© DORNA WSBK ORGANIZATION Srl 2019





## Motocard Aragon Round, 5-7 April 2019 Results Last Chance Race

### Race Highlights

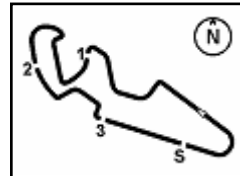
Time	No. Rider	Description
15.12.50		Warm-up Lap Start
15.16.20		Start
15.21.00	33 Hartmann	Ride Through - Jump Start
15.22.25	30 Blin	Crashed - Turn 15
15.22.25	85 Sabatucci	Crashed - Turn 15
15.24.13	30 Blin	Re-joined
15.24.13	85 Sabatucci	Re-joined
15.25.51	61 Okaya	Crashed - Turn 5
15.28.25	61 Okaya	Medical Centre
15.28.35	61 Okaya	Out
15.29.39	21 Sanchez	Entered Pits
15.30.13	52 König	Must Drop 5 Positions - Exceeding Track Limits
15.30.50	21 Sanchez	Retired
15.34.27	33 Hartmann	BLACK FLAG - Ignoring Ride Through Penalty
15.36.21	33 Hartmann	Entered Pits
15.37.38	35 de Bruin	Crashed - Turn 12
15.39.12	35 de Bruin	Medical Centre
15.39.25	19 Molina	Crashed - Turn 8
15.43.30		End Of Session

06/04/2019      Start      End      The results are provisional until the end of the time limit for protests and appeals and the completion of the technical checks.

These data/results cannot be reproduced, stored and/or transmitted in whole or in part by any manner of electronic, mechanical, photocopying, recording, broadcasting or otherwise now known or herein after developed without the previous express consent by the copyright owner, except for reproduction in daily press and regular printed publications on sale to the public within 60 days of the event related to those data/results and always provided that copyright symbol appears together as follows below.

© DORNA WSBK ORGANIZATION Srl 2019





MotorLand Aragon 5.077 m

1 / 3

## Motocard Aragon Round, 5-7 April 2019

### Lap Chart Last Chance Race

	Lap										
	1	2	3	4	5	6	7	8	9	10	11
1	44	65	65	7	65	65	7	65	69	65	69
2	65	7	7	65	69	69	65	7	65	69	65
3	52	52	69	69	7	7	69	69	7	7	7
4	54	30	52	44	54	44	82	54	54	54	54
5	85	54	82	54	82	54	54	52	44	12	44
6	30	85	44	82	44	52	44	44	12	19	78
7	69	82	54	78	52	82	12	78	19	44	12
8	7	69	12	52	78	12	78	12	52	78	79
9	82	44	78	12	12	78	52	19	78	79	82
10	78	78	35	61	35	35	19	35	35	52	77
11	12	12	21	21	19	19	35	79	79	82	84
12	21	35	61	35	33	33	79	33	77	77	32
13	35	21	19	19	79	77	33	77	82	84	9
14	19	61	33	33	77	79	77	82	84	32	52
15	77	77	77	79	21	84	84	84	32	9	93
16	33	33	79	77	84	32	32	32	33	93	85
17	61	19	84	84	32	21	9	9	9	85	30
18	79	79	32	32	9	9	93	93	93	30	
19	84	84	9	9	93	93	85	85	85		
20	9	32	93	93	85	85	30	30	30		
21	93	9	85	85	30	30					
22	32	93	30	30							

Final Result		
1	<b>69 J. BUIS</b>	Laps 11
2	<b>65 J. FACCO</b>	0.032
3	<b>7 E. TOM KAWAKAMI</b>	0.141
4	<b>54 B. SOFUOGLU</b>	10.234
5	<b>44 T. BRAMICH</b>	10.272
6	<b>78 J. FORAY</b>	10.329
7	<b>79 T. ALONSO</b>	11.611
8	<b>82 J. HYDE</b>	19.578
9	<b>77 V. SCHWARZ</b>	21.185
10	<b>84 K. ALOISI</b>	23.267
11	<b>32 A. PELIKANOVA</b>	36.648
12	<b>9 S. NAUD</b>	49.624
13	<b>52 O. KÖNIG</b>	50.978
14	<b>93 A. QUINET</b>	52.709
15	<b>85 K. SABATUCCI</b>	1'58.457
16	<b>30 D. BLIN</b>	2'00.438
RET	<b>19 B. MOLINA</b>	1 Lap
RET	<b>35 F. DE BRUIN</b>	2 Laps
RET	<b>21 B. SANCHEZ</b>	5 Laps
RET	<b>61 Y. OKAYA</b>	7 Laps
DSQ	<b>12 R. DORE</b>	10.455
DSQ	<b>33 K. HARTMANN</b>	2 Laps

06/04/2019

These data/results cannot be reproduced, stored and/or transmitted in whole or in part by any manner of electronic, mechanical, photocopying, recording, broadcasting or otherwise now known or herein after developed without the previous express consent by the copyright owner, except for reproduction in daily press and regular printed publications on sale to the public within 60 days of the event related to those data/results and always provided that copyright symbol appears together as follows below.

© DORNA WSBK ORGANIZATION Srl 2019



Official Fuel Supplier

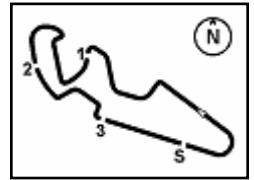


PIRELLI  
FIM PERUGIA TIMING

Official Tyre Supplier



Official Timekeeper



MotorLand Aragon 5.077 m

## Motocard Aragon Round, 5-7 April 2019

### Lap Chart Last Chance Race

2 / 3

Lap 1		
1	44 T.Bramich	2'13.488
2	65 J.Facco	0.167
3	52 O.König	0.202
4	54 B.Sofuoglu	0.269
5	85 K.Sabatucci	0.271
6	30 D.Blin	0.347
7	69 J.Buis	0.373
8	7 E.Tom Kawakami	0.375
9	82 J.Hyde	0.535
10	78 J.Foray	0.577
11	12 R.Dore	0.991
12	21 B.Sanchez	1.452
13	35 F.de Bruin	1.791
14	19 B.Molina	2.002
15	77 V.Schwarz	2.167
16	33 K.Hartmann	2.922
17	61 Y.Okaya	3.095
18	79 T.Alonso	5.392
19	84 K.Aloisi	6.097
20	9 S.Naud	6.473
21	93 A.Quinet	6.764
22	32 A.Pelikanova	6.773

Lap 2		
1	65 J.Facco	4'24.725
2	7 E.Tom Kawakami	0.027
3	52 O.König	0.239
4	30 D.Blin	0.299
5	54 B.Sofuoglu	0.400
6	85 K.Sabatucci	0.468
7	82 J.Hyde	0.638
8	69 J.Buis	0.710
9	44 T.Bramich	0.970
10	78 J.Foray	1.042
11	12 R.Dore	1.413
12	35 F.de Bruin	2.896
13	21 B.Sanchez	2.951
14	61 Y.Okaya	3.549
15	77 V.Schwarz	3.552
16	33 K.Hartmann	3.635
17	19 B.Molina	4.069
18	79 T.Alonso	5.777
19	84 K.Aloisi	6.593
20	32 A.Pelikanova	8.966
21	9 S.Naud	9.751
22	93 A.Quinet	11.041

Lap 3		
1	65 J.Facco	6'35.838
2	7 E.Tom Kawakami	0.028
3	69 J.Buis	0.671
4	52 O.König	1.281
5	82 J.Hyde	1.290
6	44 T.Bramich	1.314
7	54 B.Sofuoglu	1.415
8	12 R.Dore	1.675
9	78 J.Foray	1.709
10	35 F.de Bruin	2.495
11	21 B.Sanchez	2.798
12	61 Y.Okaya	3.518
13	19 B.Molina	4.015
14	33 K.Hartmann	4.075
15	77 V.Schwarz	4.834
16	79 T.Alonso	6.069
17	84 K.Aloisi	7.926
18	32 A.Pelikanova	11.320
19	9 S.Naud	13.007
20	93 A.Quinet	15.319
21	85 K.Sabatucci	1'44.430
22	30 D.Blin	1'49.288

Lap 4		
1	7 E.Tom Kawakami	8'46.058

2	65 J.Facco	0.027
3	69 J.Buis	0.187
4	44 T.Bramich	1.841
5	54 B.Sofuoglu	1.942
6	82 J.Hyde	2.097
7	78 J.Foray	2.119
8	52 O.König	2.418
9	12 R.Dore	2.868
10	61 Y.Okaya	3.370
11	21 B.Sanchez	3.479
12	35 F.de Bruin	3.665
13	19 B.Molina	3.918
14	33 K.Hartmann	4.568
15	79 T.Alonso	6.738
16	77 V.Schwarz	6.941
17	84 K.Aloisi	10.712
18	32 A.Pelikanova	14.133
19	9 S.Naud	17.146
20	93 A.Quinet	20.638
21	85 K.Sabatucci	1'46.878
22	30 D.Blin	1'52.597

Lap 5		
1	65 J.Facco	10'56.931
2	69 J.Buis	0.046
3	7 E.Tom Kawakami	0.276
4	54 B.Sofuoglu	1.614
5	82 J.Hyde	1.963
6	44 T.Bramich	2.030
7	52 O.König	2.208
8	78 J.Foray	2.213
9	12 R.Dore	2.306
10	35 F.de Bruin	3.456
11	19 B.Molina	4.448
12	33 K.Hartmann	6.170
13	79 T.Alonso	6.896
14	77 V.Schwarz	7.335
15	21 B.Sanchez	10.107
16	84 K.Aloisi	12.414
17	32 A.Pelikanova	16.521
18	9 S.Naud	21.344
19	93 A.Quinet	25.632
20	85 K.Sabatucci	1'48.276
21	30 D.Blin	1'54.154

Lap 6		
1	65 J.Facco	13'07.653
2	69 J.Buis	0.120
3	7 E.Tom Kawakami	0.137
4	44 T.Bramich	2.983
5	54 B.Sofuoglu	3.033
6	52 O.König	3.184
7	82 J.Hyde	3.211
8	12 R.Dore	3.356
9	78 J.Foray	3.398
10	35 F.de Bruin	3.955
11	19 B.Molina	4.205
12	33 K.Hartmann	9.305
13	77 V.Schwarz	9.338
14	79 T.Alonso	9.403
15	84 K.Aloisi	14.488
16	32 A.Pelikanova	20.322
17	21 B.Sanchez	23.301
18	9 S.Naud	26.673
19	93 A.Quinet	30.036
20	85 K.Sabatucci	1'50.320
21	30 D.Blin	1'56.290

Lap 7		
1	7 E.Tom Kawakami	15'18.825
2	65 J.Facco	0.113
3	69 J.Buis	0.210
4	82 J.Hyde	3.979
5	54 B.Sofuoglu	4.007
6	44 T.Bramich	4.153

7	12 R.Dore	4.237
8	78 J.Foray	4.478
9	52 O.König	4.525
10	19 B.Molina	4.864
11	35 F.de Bruin	5.012
12	79 T.Alonso	10.258
13	33 K.Hartmann	11.279
14	77 V.Schwarz	11.736
15	84 K.Aloisi	15.870
16	32 A.Pelikanova	22.603
17	9 S.Naud	30.750
18	93 A.Quinet	33.690
19	85 K.Sabatucci	1'51.279
20	30 D.Blin	1'57.323

Lap 8		
1	65 J.Facco	17'29.929
2	7 E.Tom Kawakami	0.028
3	69 J.Buis	0.183
4	54 B.Sofuoglu	5.331
5	52 O.König	5.764
6	44 T.Bramich	5.798
7	78 J.Foray	5.895
8	12 R.Dore	6.849
9	19 B.Molina	7.099
10	35 F.de Bruin	7.172
11	79 T.Alonso	10.831
12	33 K.Hartmann	12.890
13	77 V.Schwarz	13.131
14	82 J.Hyde	14.401
15	84 K.Aloisi	17.556
16	32 A.Pelikanova	25.599
17	9 S.Naud	34.515
18	93 A.Quinet	38.242
19	85 K.Sabatucci	1'52.353
20	30 D.Blin	1'57.965

Lap 9		
1	69 J.Buis	19'40.994
2	65 J.Facco	0.072
3	7 E.Tom Kawakami	0.118
4	54 B.Sofuoglu	6.797
5	44 T.Bramich	6.965
6	12 R.Dore	7.223
7	19 B.Molina	7.825
8	52 O.König	7.844
9	78 J.Foray	7.933
10	35 F.de Bruin	7.969
11	79 T.Alonso	11.070
12	77 V.Schwarz	15.385
13	82 J.Hyde	16.569
14	84 K.Aloisi	19.094
15	32 A.Pelikanova	30.152
16	33 K.Hartmann	31.912
17	9 S.Naud	39.020
18	93 A.Quinet	43.230
19	85 K.Sabatucci	1'53.550
20	30 D.Blin	1'58.665

Lap 10		
1	65 J.Facco	21'51.926
2	69 J.Buis	0.064
3	7 E.Tom Kawakami	0.185
4	54 B.Sofuoglu	8.856
5	12 R.Dore	9.174
6	19 B.Molina	9.718
7	44 T.Bramich	9.863
8	78 J.Foray	9.908
9	79 T.Alonso	10.934
10	52 O.König	13.457
11	82 J.Hyde	17.912
12	77 V.Schwarz	18.257
13	84 K.Aloisi	21.187
14	32 A.Pelikanova	33.523
15	9 S.Naud	44.007

16	93 A.Quinet	47.877
17	85 K.Sabatucci	1'54.761
18	30 D.Blin	1'59.426

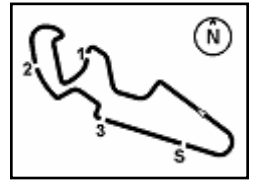
Lap 11		
1	69 J.Buis	24'02.560
2	65 J.Facco	0.032
3	7 E.Tom Kawakami	0.141
4	54 B.Sofuoglu	10.234
5	44 T.Bramich	10.272
6	78 J.Foray	10.329
7	12 R.Dore	10.455
8	79 T.Alonso	11.611
9	82 J.Hyde	19.578
10	77 V.Schwarz	21.185
11	84 K.Aloisi	23.267
12	32 A.Pelikanova	36.648
13	9 S.Naud	49.624
14	52 O.König	50.978
15	93 A.Quinet	52.709
16	85 K.Sabatucci	1'58.457
17	30 D.Blin	2'00.438

06/04/2019

These data/results cannot be reproduced, stored and/or transmitted in whole or in part by any manner of electronic, mechanical, photocopying, recording, broadcasting or otherwise now known or herein after developed without the previous express consent by the copyright owner, except for reproduction in daily press and regular printed publications on sale to the public within 60 days of the event related to those data/results and always provided that copyright symbol appears together as follows below.

© DORNA WSBK ORGANIZATION Srl 2019





## Motocard Aragon Round, 5-7 April 2019

### Lap Chart Last Chance Race

#### Race Pace Comparison

	69 Bui	65 Fac	7 Kaw	54 Sof	44 Bra	78 For	79 Alo	82 Hyd	77 Scw	84 Als	32 Pel	9 Nau	52 Kön	93 Qui
1	2'13.861	2'13.655	2'13.863	2'13.757	2'13.488	2'14.065	2'18.880	2'14.023	2'15.655	2'19.585	2'20.261	2'19.961	2'13.690	2'20.252
2	2'11.574	2'11.070	2'10.889	2'11.368	2'12.207	2'11.702	2'11.622	2'11.340	2'12.622	<b>2'11.733</b>	2'13.430	2'14.515	2'11.274	2'15.514
3	2'11.074	2'11.113	2'11.114	2'12.128	2'11.457	2'11.780	2'11.405	2'11.765	2'12.395	2'12.446	2'13.467	2'14.369	2'12.155	2'15.391
4	<b>2'09.736</b>	<b>2'10.247</b>	<b>2'10.192</b>	2'10.747	<b>2'10.747</b>	<b>2'10.630</b>	2'10.889	2'11.027	2'12.327	2'13.006	<b>2'13.033</b>	<b>2'14.359</b>	2'11.357	2'15.539
5	2'10.732	2'10.846	2'11.149	<b>2'10.545</b>	2'11.062	2'10.967	2'11.031	<b>2'10.739</b>	<b>2'11.267</b>	2'12.575	2'13.261	2'15.071	<b>2'10.663</b>	2'15.867
6	2'10.796	2'10.722	2'10.583	2'12.141	2'11.675	2'11.907	2'13.229	2'11.970	2'12.725	2'12.796	2'14.523	2'16.051	2'11.698	2'15.126
7	2'11.262	2'11.285	2'11.035	2'12.146	2'12.342	2'12.252	2'12.027	2'11.940	2'13.570	2'12.554	2'13.453	2'15.249	2'12.513	<b>2'14.826</b>
8	2'11.077	2'10.991	2'11.132	2'12.428	2'12.749	2'12.521	2'11.677	2'21.526	2'12.499	2'12.790	2'14.100	2'14.869	2'12.343	2'15.656
9	2'10.882	2'11.137	2'11.155	2'12.531	2'12.232	2'13.103	2'11.304	2'13.233	2'13.319	2'12.603	2'15.618	2'15.570	2'13.145	2'16.053
10	2'10.996	2'10.860	2'10.999	2'12.991	2'13.830	2'12.907	<b>2'10.796</b>	2'12.275	2'13.804	2'13.025	2'14.303	2'15.919	2'16.545	2'15.579
11	2'10.570	2'10.666	2'10.590	2'12.012	2'11.043	2'11.055	2'11.311	2'12.300	2'13.562	2'12.714	2'13.759	2'16.251	2'48.155	2'15.466

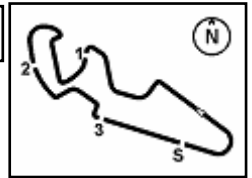
	12 Dor	85 Sab	30 Bli	19 Mol	35 deB	33 Har	21 San	61 Oka
1	2'14.479	2'13.759	2'13.835	2'15.490	2'15.279	2'16.410	2'14.940	2'16.583
2	2'11.659	<b>2'11.434</b>	<b>2'11.189</b>	2'13.304	2'12.342	2'11.950	2'12.736	2'11.691
3	2'11.375	3'55.075	4'00.102	2'11.059	2'10.712	2'11.553	2'10.960	2'11.082
4	2'11.413	2'12.668	2'13.529	<b>2'10.123</b>	2'11.390	<b>2'10.713</b>	<b>2'10.901</b>	<b>2'10.072</b>
5	<b>2'10.311</b>	2'12.271	2'12.430	2'11.403	<b>2'10.664</b>	2'12.475	2'17.501	
6	2'11.772	2'12.766	2'12.858	2'10.479	2'11.221	2'13.857	2'23.916	
7	2'12.053	2'12.131	2'12.205	2'11.831	2'12.229	2'13.146		
8	2'13.716	2'12.178	2'11.746	2'13.339	2'13.264	2'12.715		
9	2'11.439	2'12.262	2'11.765	2'11.791	2'11.862	2'30.087		
10	2'12.883	2'12.143	2'11.693	2'12.825				
11	2'11.915	2'14.330	2'11.646					

06/04/2019

These data/results cannot be reproduced, stored and/or transmitted in whole or in part by any manner of electronic, mechanical, photocopying, recording, broadcasting or otherwise now known or herein after developed without the previous express consent by the copyright owner, except for reproduction in daily press and regular printed publications on sale to the public within 60 days of the event related to those data/results and always provided that copyright symbol appears together as follows below.

© DORNA WSBK ORGANIZATION Srl 2019





## Motocard Aragon Round, 5-7 April 2019

### Best Sectors & Speed Last Chance Race

MotorLand Aragon 5.077 m

RESULTS			
1	69 J. BUIS	Kawasaki Ninja 400	Laps 11
2	65 J. FACCO	Yamaha YZF-R3	0.032
3	7 E. TOM KAWAKAMI	Yamaha YZF-R3	0.141
4	54 B. SOFUOGLU	Kawasaki Ninja 400	10.234
5	44 T. BRAMICH	Kawasaki Ninja 400	10.272
6	78 J. FORAY	Kawasaki Ninja 400	10.329
7	79 T. ALONSO	Kawasaki Ninja 400	11.611
8	82 J. HYDE	Kawasaki Ninja 400	19.578
9	77 V. SCHWARZ	Kawasaki Ninja 400	21.185
10	84 K. ALOISI	Kawasaki Ninja 400	23.267
11	32 A. PELIKANOVA	Kawasaki Ninja 400	36.648
12	9 S. NAUD	Kawasaki Ninja 400	49.624
13	52 O. KÖNIG	Kawasaki Ninja 400	50.978
14	93 A. QUINET	Honda CBR500R	52.709
15	85 K. SABATUCCI	Yamaha YZF-R3	1'58.457
16	30 D. BLIN	Yamaha YZF-R3	2'00.438
RET	19 B. MOLINA	Yamaha YZF-R3	1 Lap
RET	35 F. DE BRUIN	Yamaha YZF-R3	2 Laps
RET	21 B. SANCHEZ	Kawasaki Ninja 400	5 Laps
RET	61 Y. OKAYA	Kawasaki Ninja 400	7 Laps
DSO	12 R. DORE	Yamaha YZF-R3	10.455
DSO	33 K. HARTMANN	Yamaha YZF-R3	2 Laps

SPEED			
1	78 J. FORAY	Kawasaki Ninja 400	211,4
2	85 K. SABATUCCI	Yamaha YZF-R3	209,3
3	12 R. DORE	Yamaha YZF-R3	208,9
4	19 B. MOLINA	Yamaha YZF-R3	208,9
5	65 J. FACCO	Yamaha YZF-R3	207,7
6	82 J. HYDE	Kawasaki Ninja 400	207,3
7	44 T. BRAMICH	Kawasaki Ninja 400	206,9
8	69 J. BUIS	Kawasaki Ninja 400	206,1
9	33 K. HARTMANN	Yamaha YZF-R3	205,3
10	61 Y. OKAYA	Kawasaki Ninja 400	204,5
11	35 F. DE BRUIN	Yamaha YZF-R3	204,5
12	7 E. TOM KAWAKAMI	Yamaha YZF-R3	203,8
13	54 B. SOFUOGLU	Kawasaki Ninja 400	203,8
14	30 D. BLIN	Yamaha YZF-R3	202,6
15	32 A. PELIKANOVA	Kawasaki Ninja 400	201,9
16	9 S. NAUD	Kawasaki Ninja 400	201,9
17	77 V. SCHWARZ	Kawasaki Ninja 400	201,5
18	52 O. KÖNIG	Kawasaki Ninja 400	201,5
19	84 K. ALOISI	Kawasaki Ninja 400	199,6
20	21 B. SANCHEZ	Kawasaki Ninja 400	198,9
21	79 T. ALONSO	Kawasaki Ninja 400	198,9
22	93 A. QUINET	Honda CBR500R	197,8

SEG. 1	
1	52 O. KÖNIG 36.328
2	54 B. SOFUOGLU 36.521
3	19 B. MOLINA 36.559
4	44 T. BRAMICH 36.570
5	33 K. HARTMANN 36.578
6	7 E. TOM KAWAKAMI 36.586
7	12 R. DORE 36.608
8	65 J. FACCO 36.648
9	61 Y. OKAYA 36.672
10	69 J. BUIS 36.681
11	21 B. SANCHEZ 36.748
12	35 F. DE BRUIN 36.753
13	85 K. SABATUCCI 36.811
14	82 J. HYDE 36.837
15	79 T. ALONSO 36.838
16	30 D. BLIN 36.902
17	78 J. FORAY 36.979
18	77 V. SCHWARZ 37.039
19	84 K. ALOISI 37.252
20	32 A. PELIKANOVA 37.390
21	9 S. NAUD 37.478
22	93 A. QUINET 37.793

SEG. 2	
1	69 J. BUIS 35.899
2	12 R. DORE 36.031
3	65 J. FACCO 36.050
4	82 J. HYDE 36.051
5	44 T. BRAMICH 36.076
6	19 B. MOLINA 36.103
7	7 E. TOM KAWAKAMI 36.149
8	35 F. DE BRUIN 36.154
9	30 D. BLIN 36.159
10	85 K. SABATUCCI 36.164
11	52 O. KÖNIG 36.198
12	54 B. SOFUOGLU 36.204
13	78 J. FORAY 36.255
14	79 T. ALONSO 36.259
15	61 Y. OKAYA 36.322
16	33 K. HARTMANN 36.453
17	21 B. SANCHEZ 36.576
18	77 V. SCHWARZ 36.581
19	84 K. ALOISI 36.583
20	32 A. PELIKANOVA 37.210
21	93 A. QUINET 37.449
22	9 S. NAUD 37.758

SEG. 3	
1	7 E. TOM KAWAKAMI 23.287
2	79 T. ALONSO 23.529
3	54 B. SOFUOGLU 23.556
4	69 J. BUIS 23.572
5	65 J. FACCO 23.575
6	52 O. KÖNIG 23.586
7	77 V. SCHWARZ 23.607
8	21 B. SANCHEZ 23.609
9	61 Y. OKAYA 23.623
10	30 D. BLIN 23.653
11	82 J. HYDE 23.676
12	35 F. DE BRUIN 23.710
13	12 R. DORE 23.720
14	44 T. BRAMICH 23.781
15	78 J. FORAY 23.789
16	19 B. MOLINA 23.865
17	85 K. SABATUCCI 23.935
18	84 K. ALOISI 23.967
19	33 K. HARTMANN 24.000
20	93 A. QUINET 24.001
21	32 A. PELIKANOVA 24.061
22	9 S. NAUD 24.568

SEG. 4	
1	69 J. BUIS 32.964
2	19 B. MOLINA 33.083
3	78 J. FORAY 33.126
4	85 K. SABATUCCI 33.268
5	65 J. FACCO 33.285
6	61 Y. OKAYA 33.291
7	12 R. DORE 33.300
8	44 T. BRAMICH 33.344
9	33 K. HARTMANN 33.384
10	35 F. DE BRUIN 33.431
11	30 D. BLIN 33.442
12	82 J. HYDE 33.521
13	7 E. TOM KAWAKAMI 33.545
14	21 B. SANCHEZ 33.590
15	54 B. SOFUOGLU 33.643
16	77 V. SCHWARZ 33.645
17	79 T. ALONSO 33.707
18	84 K. ALOISI 33.891
19	52 O. KÖNIG 33.922
20	9 S. NAUD 33.989
21	32 A. PELIKANOVA 34.060
22	93 A. QUINET 34.572

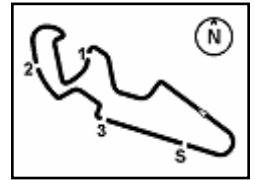
06/04/2019

These data/results cannot be reproduced, stored and/or transmitted in whole or in part by any manner of electronic, mechanical, photocopying, recording, broadcasting or otherwise now known or herein after developed without the previous express consent by the copyright owner, except for reproduction in daily press and regular printed publications on sale to the public within 60 days of the event related to those data/results and always provided that copyright symbol appears together as follows below.

© DORNA WSBK ORGANIZATION Srl 2019







MotorLand Aragon 5.077 m

## Motocard Aragon Round, 5-7 April 2019

### Chronological Analysis Last Chance Race

Start at 15:16'14.772

1 / 3

1° 69 J. BUIS (2'09.736)							
Lap	Seg.1	Seg.2	Seg.3	Seg.4	Lap Time	km/h	Local Time
1		36.797	23.943	33.962	2'13.861	201,5	15:18'28.633
2	38.400	35.978	24.232	<b>32.964</b>	2'11.574	<b>206,1</b>	15:20'40.207
3	37.309	36.047	24.153	33.565	2'11.074	198,2	15:22'51.281
4	<b>36.681</b>	<b>35.899</b>	23.708	33.448	<b>2'09.736</b>	204,5	15:25'01.017
5	36.832	36.473	24.038	33.389	2'10.732	199,6	15:27'11.749
6	37.205	36.087	23.841	33.663	2'10.796	196,4	15:29'22.545
7	37.371	36.252	23.971	33.668	2'11.262	197,1	15:31'33.807
8	37.357	36.241	23.983	33.496	2'11.077	200,0	15:33'44.884
9	37.155	36.218	23.916	33.593	2'10.882	202,2	15:35'55.766
10	37.208	36.265	<b>23.572</b>	33.951	2'10.996	197,1	15:38'06.762
11	36.930	36.229	23.825	33.586	2'10.570	194,6	15:40'17.332
					Race Time	24'02.560	

2° 65 J. FACCO (2'10.247)							
Lap	Seg.1	Seg.2	Seg.3	Seg.4	Lap Time	km/h	Local Time
1		36.213	24.116	<b>33.285</b>	2'13.655	<b>207,7</b>	15:18'28.427
2	36.991	36.692	23.933	33.454	2'11.070	200,0	15:20'39.497
3	37.084	36.165	23.792	34.072	2'11.113	192,2	15:22'50.610
4	36.847	<b>36.050</b>	23.639	33.711	<b>2'10.247</b>	192,9	15:25'00.857
5	36.718	36.642	23.684	33.802	2'10.846	194,6	15:27'11.703
6	36.870	36.352	23.579	33.921	2'10.722	192,5	15:29'22.425
7	37.002	36.607	23.689	33.987	2'11.285	186,5	15:31'33.710
8	37.060	36.571	<b>23.575</b>	33.785	2'10.991	195,3	15:33'44.701
9	37.072	36.394	23.821	33.550	2'11.137	196,0	15:35'55.838
10	37.277	36.287	23.718	33.578	2'10.860	201,5	15:38'06.698
11	<b>36.648</b>	36.447	23.612	33.959	2'10.666	190,5	15:40'17.364
					Race Time	24'02.592	

3° 7 E. TOM KAWAKAMI (2'10.192)							
Lap	Seg.1	Seg.2	Seg.3	Seg.4	Lap Time	km/h	Local Time
1		36.467	24.078	33.869	2'13.863	<b>203,8</b>	15:18'28.635
2	37.052	36.370	<b>23.287</b>	34.180	2'10.889	192,5	15:20'39.524
3	36.912	36.251	23.992	33.959	2'11.114	194,6	15:22'50.638
4	36.660	36.186	23.793	33.553	<b>2'10.192</b>	197,4	15:25'00.830
5	37.120	36.348	23.785	33.896	2'11.149	197,1	15:27'11.979
6	37.024	36.184	23.807	33.568	2'10.583	196,0	15:29'22.562
7	37.036	36.373	23.299	34.327	2'11.035	187,2	15:31'33.597
8	37.089	36.535	23.307	34.201	2'11.132	198,5	15:33'44.729
9	37.502	<b>36.149</b>	23.959	<b>33.545</b>	2'11.155	198,5	15:35'55.884
10	37.346	36.283	23.754	33.616	2'10.999	201,5	15:38'06.883
11	<b>36.586</b>	36.262	23.338	34.404	2'10.590	193,2	15:40'17.473
					Race Time	24'02.701	

4° 54 B. SOFUOGLU (2'10.545)							
Lap	Seg.1	Seg.2	Seg.3	Seg.4	Lap Time	km/h	Local Time
1		36.543	23.813	<b>33.643</b>	2'13.757	<b>203,8</b>	15:18'28.529
2	37.547	36.321	23.774	33.726	2'11.368	203,4	15:20'39.897
3	37.139	36.488	24.285	34.216	2'12.128	198,9	15:22'52.025
4	36.875	<b>36.204</b>	23.779	33.889	2'10.747	197,1	15:25'02.772
5	<b>36.521</b>	36.627	<b>23.556</b>	33.841	<b>2'10.545</b>	193,2	15:27'13.317
6	37.362	36.838	24.007	33.934	2'12.141	195,7	15:29'25.458
7	37.242	36.805	23.899	34.200	2'12.146	188,8	15:31'37.604
8	37.590	36.904	23.626	34.308	2'12.428	189,8	15:33'50.032
9	37.757	36.939	23.860	33.975	2'12.531	193,5	15:36'02.563
10	37.679	37.134	23.977	34.201	2'12.991	192,2	15:38'15.554
11	37.183	36.433	23.711	34.685	2'12.012	186,2	15:40'27.566
					Race Time	24'12.794	

5° 44 T. BRAMICH (2'10.747)							
Lap	Seg.1	Seg.2	Seg.3	Seg.4	Lap Time	km/h	Local Time
1		36.296	23.911	34.169	2'13.488	195,3	15:18'28.260
2	38.605	36.115	24.114	33.373	2'12.207	206,1	15:20'40.467
3	37.297	<b>36.076</b>	24.408	33.676	2'11.457	202,2	15:22'51.924
4	<b>36.570</b>	36.689	23.950	33.538	<b>2'10.747</b>	197,4	15:25'02.671

5	36.717	36.685	24.303	33.357	2'11.062	<b>206,9</b>	15:27'13.733
6	37.109	36.714	23.810	34.042	2'11.675	194,2	15:29'25.408
7	37.597	36.543	24.323	33.879	2'12.342	193,2	15:31'37.750
8	38.633	36.634	<b>23.781</b>	33.701	2'12.749	199,3	15:33'50.499
9	37.232	37.029	24.534	33.437	2'12.232	201,5	15:36'02.731
10	37.450	37.561	25.475	<b>33.344</b>	2'13.830	205,3	15:38'16.561
11	36.902	36.368	23.803	33.970	2'11.043	197,1	15:40'27.604
					Race Time	24'12.832	

6° 78 J. FORAY (2'10.630)							
Lap	Seg.1	Seg.2	Seg.3	Seg.4	Lap Time	km/h	Local Time
1		36.478	23.916	33.237	2'14.065	208,5	15:18'28.837
2	38.171	36.425	23.973	33.133	2'11.702	<b>211,4</b>	15:20'40.539
3	37.294	36.694	24.141	33.651	2'11.780	206,5	15:22'52.319
4	37.460	<b>36.255</b>	<b>23.789</b>	<b>33.126</b>	<b>2'10.630</b>	208,5	15:25'02.949
5	36.989	36.558	23.995	33.425	2'10.967	206,5	15:27'13.916
6	37.534	36.550	24.357	33.466	2'11.907	208,9	15:29'25.823
7	37.586	36.611	24.505	33.550	2'12.252	197,4	15:31'38.075
8	37.424	37.328	24.303	33.466	2'12.521	203,4	15:33'50.596
9	37.347	36.819	25.431	33.506	2'13.103	206,5	15:36'03.699
10	37.097	36.783	25.072	33.955	2'12.907	197,8	15:38'16.606
11	<b>36.979</b>	36.321	23.839	33.916	2'11.055	198,5	15:40'27.661
					Race Time	24'12.889	

7° 12 R. DORE (2'10.311)							
Lap	Seg.1	Seg.2	Seg.3	Seg.4	Lap Time	km/h	Local Time
1		36.539	23.789	<b>33.300</b>	2'14.479	204,5	15:18'29.251
2	38.090	36.504	<b>23.720</b>	33.345	2'11.659	<b>208,9</b>	15:20'40.910
3	37.130	36.205	24.223	33.817	2'11.375	203,0	15:22'52.285
4	37.298	<b>36.031</b>	23.932	34.152	2'11.413	200,0	15:25'03.698
5	<b>36.608</b>	36.324	24.061	33.318	<b>2'10.311</b>	206,1	15:27'14.009
6	37.066	36.773	24.327	33.606	2'11.772	205,3	15:29'25.781
7	37.827	36.466	24.209	33.551	2'12.053	199,3	15:31'37.834
8	37.860	37.137	25.003	33.716	2'13.716	196,7	15:33'51.550
9	37.082	36.293	24.672	33.392	2'11.439	203,4	15:36'02.989
10	37.435	37.143	24.411	33.894	2'12.883	199,3	15:38'15.872
11	37.196	36.399	23.802	34.518	2'11.915	191,8	15:40'27.787
					Race Time	24'13.015	

8° 79 T. ALONSO (2'10.796)							
Lap	Seg.1	Seg.2	Seg.3	Seg.4	Lap Time	km/h	Local Time
1		38.175	23.963	34.060	2'18.880	198,2	15:18'33.652
2	37.122	36.881	23.767	33.852	2'11.622	197,8	15:20'45.274
3	36.970	36.604	23.762	34.069	2'11.405	195,3	15:22'56.679
4	<b>36.838</b>	36.621	23.723	<b>33.707</b>	2'10.889	197,8	15:25'07.568
5	37.094	36.652	23.534	33.751	2'11.031	196,7	15:27'18.599
6	36.972	37.350	24.549	34.358	2'13.229	192,9	15:29'31.828
7	37.078	36.526	24.029	34.394	2'12.027	189,1	15:31'43.855
8	37.029	36.810	23.578	34.260	2'11.677	191,5	15:33'55.532
9	37.130	36.485	23.619	34.070	2'11.304	193,9	15:36'06.836
10	37.079	<b>36.259</b>	23.540	33.918	<b>2'10.796</b>	<b>198,9</b>	15:38'17.632
11	37.005	36.305	<b>23.529</b>	34.472	2'11.311	191,5	15:40'28.943
					Race Time	24'14.171	

9° 82 J. HYDE (2'10.739)							
Lap	Seg.1	Seg.2	Seg.3	Seg.4	Lap Time	km/h	Local Time
1		36.371	23.839	33.522	2'14.023	206,9	15:18'28.795
2	37.496	36.388	23.866	33.590	2'11.340	<b>207,3</b>	15:20'40.135
3	37.219	36.377	24.197	33.972	2'11.765	199,6	15:22'51.900
4	37.499	<b>36.051</b>	23.956	<b>33.521</b>	2'11.027	199,3	15:25'02.927
5	<b>36.837</b>	36.474	23.808	33.620	<b>2'10.739</b>	201,5	15:27'13.666
6	37.595	36.533	24.173	33.669	2'11.970	200,4	15:29'25.636
7	37.679	36.534	24.066	33.661	2'11.940	200,0	15:31'37.576
8	37.722	45.527	24.026	34.251	2'21.526	192,9	15:33'59.102
9	37.542	36.753	24.772	34.166	2'13.233	196,7	15:36'12.335
10	37.502	36.593	24.054	34.126	2'12.275	196,7	15:38'24.610

06/04/2019

P = Pits In/Out - C = Lap Time Cancelled

These data/results cannot be reproduced, stored and/or transmitted in whole or in part by any manner of electronic, mechanical, photocopying, recording, broadcasting or otherwise now known or herein after developed without the previous express consent by the copyright owner, except for reproduction in daily press and regular printed publications on sale to the public within 60 days of the event related to those data/results and always provided that copyright symbol appears together as follows below.

© DORNA WSBK ORGANIZATION Srl 2019



Official Fuel Supplier

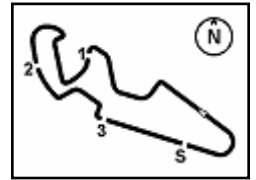


FKR PERGOIA TIMING

Official Tyre Supplier



Official Timekeeper



MotorLand Aragon 5.077 m

## Motocard Aragon Round, 5-7 April 2019

### Chronological Analysis Last Chance Race

Start at 15:16'14.772

2 / 3

Lap	Seg.1	Seg.2	Seg.3	Seg.4	Lap Time	km/h	Local Time
11	37.275	36.773	<b>23.676</b>	34.576	2'12.300	191,8	15:40'36.910
Race Time 24'22.138							
10° 77 V. SCHWARZ (2'11.267)							
Lap	Seg.1	Seg.2	Seg.3	Seg.4	Lap Time	km/h	Local Time
1		36.841	23.955	<b>33.645</b>	2'15.655	<b>201,5</b>	15:18'30.427
2	37.177	36.929	24.551	33.965	2'12.622	200,7	15:20'43.049
3	37.080	37.110	24.090	34.115	2'12.395	197,1	15:22'55.444
4	37.048	36.831	24.097	34.351	2'12.327	192,5	15:25'07.771
5	<b>37.039</b>	36.800	<b>23.607</b>	33.821	<b>2'11.267</b>	198,2	15:27'19.038
6	37.159	36.709	24.089	34.768	2'12.725	196,7	15:29'31.763
7	37.555	36.814	24.078	35.123	2'13.570	190,5	15:31'45.333
8	37.047	37.007	24.183	34.262	2'12.499	191,8	15:33'57.832
9	37.447	37.179	24.191	34.502	2'13.319	192,9	15:36'11.151
10	37.972	36.918	24.205	34.709	2'13.804	196,4	15:38'24.955
11	37.210	<b>36.581</b>	24.668	35.103	2'13.562	186,5	15:40'38.517
Race Time 24'23.745							
15° 93 A. QUINET (2'14.826)							
Lap	Seg.1	Seg.2	Seg.3	Seg.4	Lap Time	km/h	Local Time
1			38.519	24.646	<b>34.572</b>	2'20.252	<b>197,8</b>
2	<b>37.793</b>	38.198	24.657	34.866	2'15.514	191,5	15:20'50.538
3	37.947	37.767	24.292	35.385	2'15.391	186,9	15:23'05.929
4	38.279	37.656	24.368	35.236	2'15.539	186,5	15:25'21.468
5	38.794	37.908	24.085	35.080	2'15.867	186,5	15:27'37.335
6	38.471	<b>37.449</b>	24.007	35.199	2'15.126	184,0	15:29'52.461
7	38.179	37.548	24.037	35.062	<b>2'14.826</b>	186,2	15:32'07.287
8	38.372	37.648	24.056	35.580	2'15.656	184,3	15:34'22.943
9	38.694	37.834	24.206	35.319	2'16.053	186,5	15:36'38.996
10	38.423	37.480	24.206	35.470	2'15.579	185,6	15:38'54.575
11	38.211	37.607	<b>24.001</b>	35.647	2'15.466	180,3	15:41'10.041
Race Time 24'55.269							
16° 85 K. SABATUCCI (2'11.434)							
Lap	Seg.1	Seg.2	Seg.3	Seg.4	Lap Time	km/h	Local Time
1			36.539	24.070	34.357	2'13.759	195,7
2	37.864	<b>36.164</b>	24.138	<b>33.268</b>	<b>2'11.434</b>	<b>209,3</b>	15:20'39.965
3	<b>36.811</b>	36.649		35.075	3'55.075	175,6	15:24'35.040
4	37.661	36.813	23.998	34.196	2'12.668	193,9	15:26'47.708
5	37.395	36.654	<b>23.935</b>	34.287	2'12.271	194,2	15:28'59.979
6	37.202	36.813	23.949	34.802	2'12.766	190,5	15:31'12.745
7	37.336	36.617	24.058	34.120	2'12.131	194,2	15:33'24.876
8	37.196	36.843	24.022	34.117	2'12.178	196,4	15:35'37.054
9	37.413	36.653	23.961	34.235	2'12.262	196,0	15:37'49.316
10	37.128	36.607	23.959	34.449	2'12.143	191,8	15:40'01.459
11	37.403	37.281	24.171	35.475	2'14.330	185,9	15:42'15.789
Race Time 26'01.017							
17° 30 D. BLIN (2'11.189)							
Lap	Seg.1	Seg.2	Seg.3	Seg.4	Lap Time	km/h	Local Time
1			<b>36.159</b>	23.839	34.271	2'13.835	199,3
2	37.347	36.345	24.055	<b>33.442</b>	<b>2'11.189</b>	<b>202,6</b>	15:20'39.796
3	37.334	36.361		4'00.102	179,1	15:24'39.898	
4	38.050	37.029	23.883	34.567	2'13.529	189,8	15:26'53.427
5	37.490	36.667	<b>23.653</b>	34.620	2'12.430	189,8	15:29'05.857
6	37.284	36.833	24.021	34.720	2'12.858	188,8	15:31'18.715
7	37.218	36.507	23.854	34.626	2'12.205	191,8	15:33'30.920
8	37.202	36.439	23.659	34.446	2'11.746	193,5	15:35'42.666
9	37.467	36.250	23.716	34.332	2'11.765	194,9	15:37'54.431
10	<b>36.902</b>	36.248	23.955	34.588	2'11.693	189,1	15:40'06.124
11	36.979	36.427	23.759	34.481	2'11.646	188,8	15:42'17.770
Race Time 26'02.998							
RET 19 B. MOLINA (2'10.123)							
Lap	Seg.1	Seg.2	Seg.3	Seg.4	Lap Time	km/h	Local Time
1			36.994	24.372	<b>33.083</b>	2'15.490	<b>208,9</b>
2	37.586	36.641	25.779	33.298	2'13.304	202,2	15:20'43.566
3	36.756	36.608	24.192	33.503	2'11.059	203,0	15:22'54.625
4	<b>36.559</b>	36.228	24.031	33.305	<b>2'10.123</b>	202,6	15:25'04.748
5	37.415	36.771	23.882	33.335	2'11.403	198,5	15:27'16.151
6	36.905	<b>36.103</b>	23.961	33.510	2'10.479	201,5	15:29'26.630
7	37.163	36.434	24.513	33.721	2'11.831	199,6	15:31'38.461
8	37.818	37.226	24.097	34.198	2'13.339	196,0	15:33'51.800
9	37.592	36.661	<b>23.865</b>	33.673	2'11.791	206,5	15:36'03.591
14° 52 O. KÖNIG (2'10.663)							
Lap	Seg.1	Seg.2	Seg.3	Seg.4	Lap Time	km/h	Local Time
1			36.376	24.003	33.959	2'13.690	<b>201,5</b>
2	37.156	36.440	<b>23.586</b>	34.092	2'11.274	192,2	15:20'39.736
Race Time 24'52.184							

06/04/2019 P = Pits In/Out - C = Lap Time Cancelled

These data/results cannot be reproduced, stored and/or transmitted in whole or in part by any manner of electronic, mechanical, photocopying, recording, broadcasting or otherwise now known or herein after developed without the previous express consent by the copyright owner, except for reproduction in daily press and regular printed publications on sale to the public within 60 days of the event related to those data/results and always provided that copyright symbol appears together as follows below.

© DORNA WSBK ORGANIZATION Srl 2019



Official Fuel Supplier



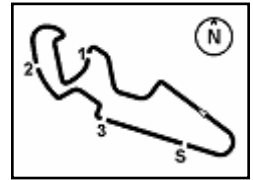
FKR PERGOIA TIMING

Official Tyre Supplier



Official Timekeeper





## Motocard Aragon Round, 5-7 April 2019

### Chronological Analysis Last Chance Race

Start at 15:16'14.772

10 37.591 36.511 25.189 33.534 2'12.825 198,2 15:38'16.416  
Race Time 22'01.644

35 F. DE BRUIN (2'10.664)							
Lap	Seg.1	Seg.2	Seg.3	Seg.4	Lap Time	km/h	Local Time
1		37.034	<b>23.710</b>	<b>33.431</b>	2'15.279	<b>204,5</b>	15:18'30.051
2	37.148	37.098	24.374	33.722	2'12.342	202,2	15:20'42.393
3	<b>36.753</b>	36.285	23.884	33.790	2'10.712	199,6	15:22'53.105
4	37.133	36.763	24.062	33.432	2'11.390	<b>204,5</b>	15:25'04.495
5	36.863	36.525	23.759	33.517	<b>2'10.664</b>	201,5	15:27'15.159
6	37.170	36.481	23.868	33.702	2'11.221	203,4	15:29'26.380
7	37.806	36.303	24.482	33.638	2'12.229	203,8	15:31'38.609
8	37.875	37.250	24.449	33.690	2'13.264	201,1	15:33'51.873
9	37.157	<b>36.154</b>	24.588	33.963	2'11.862	204,2	15:36'03.735
Race Time 19'48.963							

20° 33 K. HARTMANN (2'10.713)							
Lap	Seg.1	Seg.2	Seg.3	Seg.4	Lap Time	km/h	Local Time
1		36.957	24.112	33.559	2'16.410	202,2	15:18'31.182
2	37.451	36.517	24.297	33.685	2'11.950	<b>205,3</b>	15:20'43.132
3	<b>36.578</b>	36.745	24.315	33.915	2'11.553	198,5	15:22'54.685
4	36.876	<b>36.453</b>	<b>24.000</b>	<b>33.384</b>	<b>2'10.713</b>	199,6	15:25'05.398
5	37.712	36.829	24.184	33.750	2'12.475	196,7	15:27'17.873
6	37.348	37.418	24.524	34.567	2'13.857	192,2	15:29'31.730
7	37.761	36.795	24.091	34.499	2'13.146	190,5	15:31'44.876
8	37.232	37.040	24.212	34.231	2'12.715	191,8	15:33'57.591
9	37.492	37.784	26.845	47.966	2'30.087P	187,2	15:36'27.678
Race Time 20'12.906							

RET 21 B. SANCHEZ (2'10.901)							
Lap	Seg.1	Seg.2	Seg.3	Seg.4	Lap Time	km/h	Local Time
1		36.815	23.866	<b>33.590</b>	2'14.940	<b>198,9</b>	15:18'29.712
2	37.882	36.925	24.318	33.611	2'12.736	198,5	15:20'42.448
3	36.933	36.601	<b>23.609</b>	33.817	2'10.960	194,2	15:22'53.408
4	<b>36.748</b>	<b>36.576</b>	23.638	33.939	<b>2'10.901</b>	195,3	15:25'04.309
5	40.454	38.132	24.201	34.714	2'17.501	190,1	15:27'21.810
6	38.894	37.673	24.230	43.119	2'23.916P	185,2	15:29'45.726
Race Time 13'30.954							

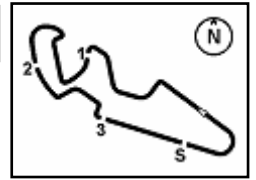
RET 61 Y. OKAYA (2'10.072)							
Lap	Seg.1	Seg.2	Seg.3	Seg.4	Lap Time	km/h	Local Time
1		36.934	23.821	<b>33.291</b>	2'16.583	204,2	15:18'31.355
2	37.546	36.430	24.411	33.304	2'11.691	<b>204,5</b>	15:20'43.046
3	36.855	36.502	23.879	33.846	2'11.082	199,3	15:22'54.128
4	<b>36.672</b>	<b>36.322</b>	<b>23.623</b>	33.455	<b>2'10.072</b>	<b>204,5</b>	15:25'04.200
Race Time 8'49.428							

06/04/2019 P = Pits In/Out - C = Lap Time Cancelled

These data/results cannot be reproduced, stored and/or transmitted in whole or in part by any manner of electronic, mechanical, photocopying, recording, broadcasting or otherwise now known or herein after developed without the previous express consent by the copyright owner, except for reproduction in daily press and regular printed publications on sale to the public within 60 days of the event related to those data/results and always provided that copyright symbol appears together as follows below.

© DORNA WSBK ORGANIZATION Srl 2019





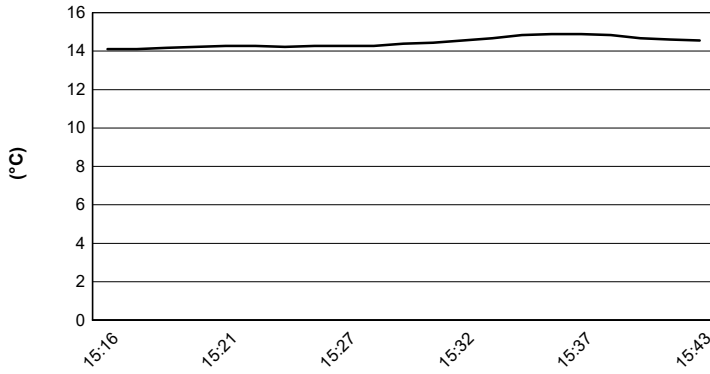
MotorLand Aragon 5.077 m

## Motocard Aragon Round, 5-7 April 2019

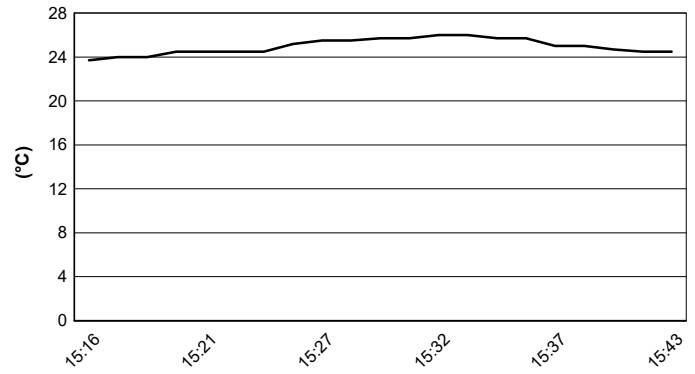
### Weather Report Last Chance Race

Session started 15:16 - Session ended 15:43

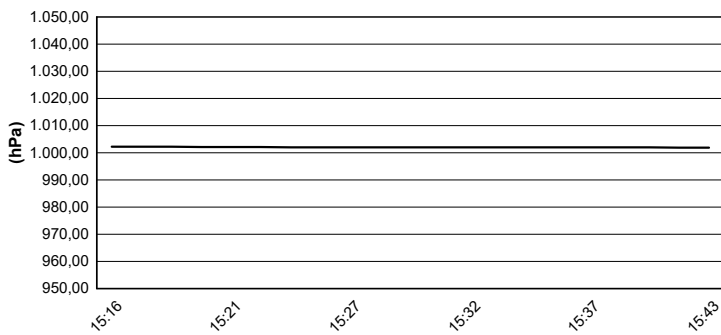
#### Air Temperature



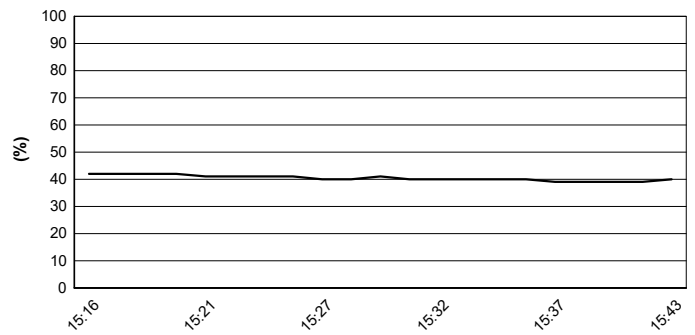
#### Track Temperature



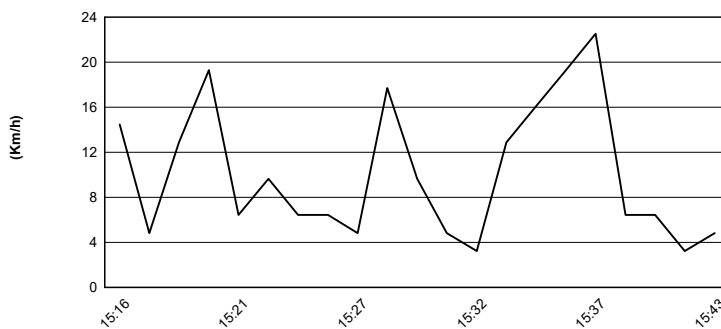
#### Air Pressure



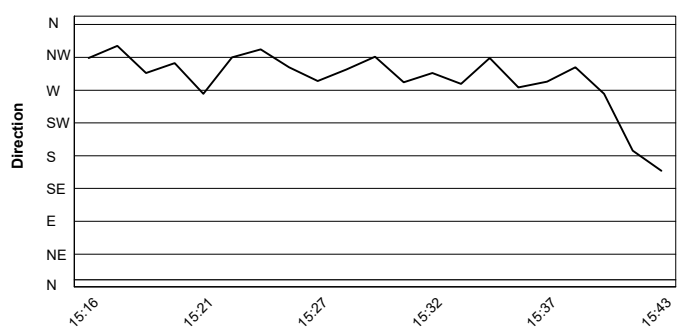
#### Humidity



#### Wind Speed



#### Wind Direction

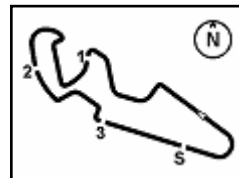


06/04/2019

These data/results cannot be reproduced, stored and/or transmitted in whole or in part by any manner of electronic, mechanical, photocopying, recording, broadcasting or otherwise now known or herein after developed without the previous express consent by the copyright owner, except for reproduction in daily press and regular printed publications on sale to the public within 60 days of the event related to those data/results and always provided that copyright symbol appears together as follows below.

© DORNA WSBK ORGANIZATION Srl 2019





MotorLand Aragon 5.077 m

## Motocard Aragon Round, 5-7 April 2019

### Provisional Starting Grid

11 Laps x 5,077 km = 55,847 km

3	<b>64</b> DE CANCELLIS H. Yamaha 2'07.532	2	<b>55</b> HENDRA PRATAMA G Yamaha 2'06.958	1	<b>18</b> GONZALEZ M. Kawasaki 2'06.938	1
6	<b>5</b> ERILL G. Kawasaki 2'07.726	5	<b>25</b> VERDOIA A. Yamaha 2'07.690	4	<b>16</b> LUNA BAYEN M. Kawasaki 2'07.655	2
9	<b>41</b> JAHNIG J. KTM 2'08.076	8	<b>72</b> STEEMAN V. KTM 2'07.922	7	<b>3</b> PEDENEAU M. Yamaha 2'07.815	3
12	<b>1</b> CARRASCO A. Kawasaki 2'08.223	11	<b>97</b> KAPPLER M. KTM 2'08.148	10	<b>99</b> GOMEZ F. Kawasaki 2'08.127	4
15	<b>22</b> KALININ N. Kawasaki 2'08.425	14	<b>95</b> DEROUÉ S. Kawasaki 2'08.251	13	<b>28</b> BONOLI O. Yamaha 2'08.235	5
18	<b>8</b> PEREZ M. Kawasaki 2'08.633	17	<b>6</b> SCHOTMAN R. Kawasaki 2'08.590	16	<b>14</b> DE LA VEGA E. Kawasaki 2'08.457	6
21	<b>17</b> MEUFFELS K. KTM 2'08.702	20	<b>36</b> NEILA B. Yamaha 2'08.661	19	<b>27</b> ROVELLI F. Kawasaki 2'08.638	7
24	<b>47</b> HERNANDEZ MOYANO Yamaha 2'08.826	23	<b>42</b> GARCIA M. Kawasaki 2'08.822	22	<b>20</b> LOUREIRO D. Kawasaki 2'08.717	8
27	<b>11</b> ARDUINI K. Kawasaki 2'09.244	26	<b>66</b> OTTEN D. Kawasaki 2'08.847	25	<b>13</b> IOZZO D. Kawasaki 2'08.832	9
30	<b>69</b> BUIS J. Kawasaki	29	<b>15</b> BASTIANELLI M. Kawasaki 2'09.277	28	<b>71</b> EDWARDS T. Kawasaki 2'09.250	10
33	<b>54</b> SOFUOGLU B. Kawasaki	32	<b>7</b> TOM KAWAKAMI E. Yamaha	31	<b>65</b> FACCO J. Yamaha	11
36	<b>88</b> IERACI B. Kawasaki 2'08.076	35	<b>78</b> FORAY J. Kawasaki	34	<b>44</b> BRAMICH T. Kawasaki	12

06/04/2019 The Race Director .....

\* = Penalized

These data/results cannot be reproduced, stored and/or transmitted in whole or in part by any manner of electronic, mechanical, photocopying, recording, broadcasting or otherwise now known or herein after developed without the previous express consent by the copyright owner, except for reproduction in daily press and regular printed publications on sale to the public within 60 days of the event related to those data/results and always provided that copyright symbol appears together as follows below.

© DORNA WSBK ORGANIZATION Srl 2019

