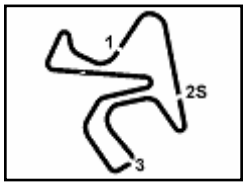

Acerbis Spanish Round, 7-9 June 2019
Chronological Analysis Free Practice 1st Session

Jerez 4.423 m

1° 60 M. VAN DER MARK (1'39.654)

Lap	Seg.1	Seg.2	Seg.3	Seg.4	Lap Time	km/h	Local Time
1							10:30'03.279
2	35.124	15.796	33.653	32.617	1'57.190P	266,5	10:32'00.469
3	25.632	14.912	30.409	31.194	1'42.147	271,8	10:33'42.616
4	25.313	14.846	30.184	31.050	1'41.393	271,1	10:35'24.009
5	25.166	14.827	30.171	30.869	1'41.033	271,1	10:37'05.042
6	24.857	14.735	29.893	30.865	1'40.350	271,1	10:38'45.392
7	27.033	15.430	30.452	37.720	1'50.635	269,1	10:40'36.027
8	25.025	14.773	29.986	30.623	1'40.407	272,4	10:42'16.434
9	24.820	14.832	29.894	30.789	1'40.335	269,8	10:43'56.769
10	24.857	14.735	29.990	30.783	1'40.365	272,4	10:45'37.134
11	27.491	15.147	31.000	9'22.466	10'36.104P	264,0	10:56'13.238
12	32.974	15.199	30.250	30.910	1'49.333P	271,1	10:58'02.571
13	24.945	14.699	29.914	30.818	1'40.376	271,8	10:59'42.947
14	24.996	14.844	29.933	30.927	1'40.700	270,4	11:01'23.647
15	24.942	14.805	29.896	30.713	1'40.356	271,8	11:03'04.003
16	25.078	14.873	30.243	31.218	1'41.412	270,4	11:04'45.415
17	24.989	14.838	32.724	6'55.808	8'08.359P	273,1	11:12'53.774
18	35.805	17.125	31.206	30.783	1'54.919P	265,9	11:14'48.693
19	**24.768**	14.706	29.719	**30.461**	**1'39.654**	271,1	11:16'28.347
20	24.787	**14.648**	**29.716**	30.526	1'39.677	**273,8**	11:18'08.024
21	27.388	14.681	42.598	30.753	1'55.420	273,1	11:20'03.444

2° 22 A. LOWES (1'39.839)

Lap	Seg.1	Seg.2	Seg.3	Seg.4	Lap Time	km/h	Local Time
1							10:30'12.368
2	37.394	16.162	32.040	32.702	1'58.298P	262,1	10:32'10.666
3	25.390	14.976	30.804	31.186	1'42.356	271,8	10:33'53.022
4	24.993	14.719	30.076	**30.630**	1'40.418	272,4	10:35'33.440
5	25.839	14.774	30.293	30.813	1'41.719	273,8	10:37'15.159
6	24.965	16.322	34.248	8'12.624	9'28.159P	219,1	10:46'43.318
7	35.284	15.196	30.811	31.656	1'52.947P	267,8	10:48'36.265
8	25.117	14.861	30.249	30.939	1'41.166	269,1	10:50'17.431
9	24.953	14.854	30.065	30.899	1'40.771	270,4	10:51'58.202
10	25.021	14.849	38.481	31.839	1'50.190	271,1	10:53'48.392
11	25.126	14.828	30.020	30.791	1'40.765	272,4	10:55'29.157
12	25.096	14.822	30.153	30.855	1'40.926	273,1	10:57'10.083
13	27.436	16.077	32.228	10'29.371	11'45.112P	248,6	11:08'55.195
14	38.149	15.197	30.788	31.217	1'55.351P	265,3	11:10'50.546
15	25.229	14.821	30.193	30.966	1'41.209	271,8	11:12'31.755
16	25.186	15.599	31.989	2'49.049	4'01.823P	248,1	11:16'33.578
17	31.671	14.822	30.069	30.999	1'47.561P	271,8	11:18'21.139
18	**24.766**	**14.600**	**29.771**	30.702	**1'39.839**	**274,5**	11:20'00.978

3° 19 A. BAUTISTA (1'39.875)

Lap	Seg.1	Seg.2	Seg.3	Seg.4	Lap Time	km/h	Local Time
1		15.576	32.366	31.966		263,4	10:32'09.214
2	26.060	15.072	30.833	31.069	1'43.034	273,1	10:33'52.248
3	25.254	14.691	30.269	30.770	1'40.984	278,6	10:35'33.232
4	25.005	14.723	29.971	31.292	1'40.991	280,0	10:37'14.223
5	24.878	14.745	30.005	30.713	1'40.341	277,9	10:38'54.564
6	24.828	14.685	30.031	30.749	1'40.293	279,3	10:40'34.857
7	28.122	14.896	29.894	**30.695**	1'43.607	280,0	10:42'18.464
8	24.871	14.696	29.851	30.721	1'40.139	280,0	10:43'58.603
9	**24.702**	**14.661**	**29.808**	30.704	**1'39.875**	279,3	10:45'38.478
10	25.915	15.203	30.998	9'38.799	10'50.915P	273,1	10:56'29.393
11	34.338	14.916	30.177	30.990	1'50.421P	277,2	10:58'19.814
12	25.148	14.730	30.154	31.040	1'41.072	277,9	11:00'00.886
13	24.972	14.766	30.068	30.973	1'40.779	277,9	11:01'41.665
14	24.991	14.747	30.159	30.930	1'40.827	278,6	11:03'22.492
15	24.982	14.765	30.105	30.986	1'40.838	278,6	11:05'03.330
16	25.150	14.755	30.080	31.130	1'41.115	280,0	11:06'44.445
17	25.184	15.204	30.091	31.053	1'41.532	276,5	11:08'25.977
18	25.099	14.773	30.172	31.102	1'41.146	279,3	11:10'07.123
19	28.931	14.847	30.437	4'55.762	6'09.977P	**281,4**	11:16'17.100
20	36.933	14.840	29.974	30.856	1'52.603P	280,7	11:18'09.703
21	25.002	14.757	39.659	47.720	2'07.138	279,3	11:20'16.841

4° 33 M. MELANDRI (1'40.030)

Lap	Seg.1	Seg.2	Seg.3	Seg.4	Lap Time	km/h	Local Time
1							10:30'19.737
2	36.177	15.947	32.795	33.326	1'58.245P	244,8	10:32'17.982
3	27.053	15.218	31.457	31.650	1'45.378	266,5	10:34'03.360
4	25.266	14.708	30.384	31.175	1'41.533	270,4	10:35'44.893
5	26.092	15.088	30.714	32.028	1'43.922	267,2	10:37'28.815
6	24.942	14.774	30.113	30.815	1'40.644	269,1	10:39'09.459
7	25.680	14.834	30.142	30.932	1'41.588	271,8	10:40'51.047
8	27.714	15.557	31.138	8'01.388	9'15.797P	258,5	10:50'06.844
9	37.278	15.237	31.013	31.172	1'54.700P	269,1	10:52'01.544
10	25.056	14.715	39.379	32.387	1'51.537	270,4	10:53'53.081
11	25.128	14.812	30.834	33.114	1'43.888	272,4	10:55'36.969
12	25.054	14.820	30.228	31.010	1'41.112	271,8	10:57'18.081
13	25.697	14.945	30.559	31.457	1'42.658	271,8	10:59'00.739
14	25.302	14.877	30.223	31.158	1'41.560	270,4	11:00'42.299
15	28.031	16.038	33.438	9'45.436	11'02.943P	257,9	11:11'45.242
16	34.267	16.758	31.318	31.875	1'54.218P	206,5	11:13'39.460
17	24.966	14.757	29.996	30.795	1'40.514	270,4	11:15'19.974
18	24.912	**14.616**	29.861	**30.641**	**1'40.030**	273,1	11:17'00.004
19	**24.855**	14.659	**29.847**	31.320	1'40.681	**274,5**	11:18'40.685
20	27.316	16.862	31.167	31.488	1'46.833	261,5	11:20'27.518

5° 1 J. REA (1'40.290)

Lap	Seg.1	Seg.2	Seg.3	Seg.4	Lap Time	km/h	Local Time
1							10:30'00.634
2	35.753	15.728	32.744	33.015	1'57.240P	265,3	10:31'57.874
3	25.579	15.019	30.524	31.124	1'42.246	269,1	10:33'40.120
4	25.124	14.997	30.619	31.267	1'42.007	267,8	10:35'22.127
5	28.889	15.083	30.474	31.335	1'45.781	273,8	10:37'07.908
6	24.894	14.863	30.149	30.752	1'40.658	272,4	10:38'48.566
7	26.780	15.379	31.223	33.671	1'47.053	269,8	10:40'35.619
8	24.919	14.833	29.927	**30.611**	**1'40.290**	269,8	10:42'15.909
9	26.280	15.005	30.570	9'06.356	10'18.211P	273,8	10:52'34.120
10	33.816	15.138	31.027	31.256	1'51.237P	271,1	10:54'25.357
11	25.019	14.812	30.125	30.957	1'40.913	273,1	10:56'06.270
12	24.916	**14.727**	29.995	30.736	1'40.374	**274,5**	10:57'46.644
13	24.919	14.836	31.312	7'37.634	8'48.701P	271,1	11:06'35.345
14	36.423	15.123	31.230	31.189	1'53.965P	271,1	11:08'29.310
15	**24.842**	14.830	29.945	30.726	1'40.343	273,8	11:10'09.653
16	25.134	14.819	**29.804**	30.710	1'40.467	273,1	11:11'50.120
17	24.889	14.803	34.866	3'45.097	4'59.655P	273,1	11:16'49.775
18	37.016	14.912	31.291	31.128	1'54.347P	273,8	11:18'44.122
19	24.913	14.786	30.154	30.828	1'40.681	273,8	11:20'24.803

6° 21 M. RINALDI (1'40.290)

Lap	Seg.1	Seg.2	Seg.3	Seg.4	Lap Time	km/h	Local Time
1							10:30'09.876
2	35.317	15.639	32.133	32.545	1'55.634P	271,1	10:32'05.510
3	25.693	15.171	31.006	31.789	1'43.659	274,5	10:33'49.169
4	25.467	15.069	30.872	31.461	1'42.869	275,1	10:35'32.038
5	25.225	14.984	30.585	31.722	1'42.516	276,5	10:37'14.554
6	25.308	14.821	30.420	31.213	1'41.762	**277,9**	10:38'56.316
7	25.130	14.829	30.266	31.120	1'41.345	277,2	10:40'37.661
8	28.007	16.733	32.626	16'57.880	18'15.246P	234,4	10:58'52.907
9	36.005	15.072	32.532	31.840	1'55.449P	273,8	11:00'48.356
10	25.132	14.866	30.435	31.183	1'41.616	274,5	11:02'29.972

07/06/2019 P = Pits In/Out - C = Lap Time Cancelled

These data/results cannot be reproduced, stored and/or transmitted in whole or in part by any manner of electronic, mechanical, photocopying, recording, broadcasting or otherwise now known or herein after developed without the previous express consent by the copyright owner, except for reproduction in daily press and regular printed publications on sale to the public within 60 days of the event related to those data/results and always provided that copyright symbol appears together as follows below.
© DORNA WSBK ORGANIZATION Srl 2019

PIRELLI
Official Tyre Supplier
TISSOT
SWISS WATCHES SINCE 1853
Official Timekeeper

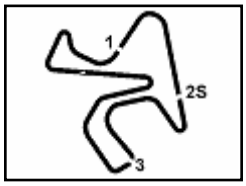

Acerbis Spanish Round, 7-9 June 2019
Chronological Analysis Free Practice 1st Session

Jerez 4.423 m

11	25.029	14.872	30.380	31.233	1'41.514	275,8	11:04'11.486
12	25.150	15.928	32.299	8'56.058	10'09.435P	267,2	11:14'20.921
13	33.330	15.133	30.764	31.350	1'50.577P	273,1	11:16'11.498
14	**24.811**	14.831	30.117	30.944	1'40.703	275,8	11:17'52.201
15	24.864	**14.606**	**29.988**	**30.832**	**1'40.290**	277,2	11:19'32.491
16	24.855	14.772	30.063	30.982	1'40.672	**277,9**	11:21'13.163

7° 91 L. HASLAM (1'40.339)

Lap	Seg.1	Seg.2	Seg.3	Seg.4	Lap Time	km/h	Local Time
1							10:30'02.135
2	35.163	16.198	33.669	32.637	1'57.667P	245,3	10:31'59.802
3	25.893	15.088	30.436	31.580	1'42.997	271,1	10:33'42.799
4	25.398	14.916	30.089	30.926	1'41.329	273,1	10:35'24.128
5	25.533	14.823	30.136	30.924	1'41.416	275,8	10:37'05.544
6	25.100	14.770	29.845	**30.691**	1'40.406	273,8	10:38'45.950
7	25.556	15.197	30.969	7'45.637	8'57.359P	268,5	10:47'43.309
8	36.454	15.126	30.771	32.056	1'54.407P	272,4	10:49'37.716
9	25.199	14.830	29.951	31.072	1'41.052	269,8	10:51'18.768
10	25.241	14.806	33.695	32.663	1'46.405	273,1	10:53'05.173
11	25.228	14.813	32.721	7'49.719	9'02.481P	272,4	11:02'07.654
12	36.657	15.047	31.404	32.875	1'55.983P	271,8	11:04'03.637
13	24.970	14.767	29.904	30.768	1'40.409	272,4	11:05'44.046
14	25.078	15.428	32.373	32.604	1'45.483	252,6	11:07'29.529
15	25.019	14.878	36.295	32.401	1'48.593	271,8	11:09'18.122
16	24.940	14.837	30.060	35.699	1'45.536	272,4	11:11'03.658
17	25.030	14.876	31.873	32.999	1'44.778	273,1	11:12'48.436
18	27.744	16.585	32.530	3'47.216	5'04.075P	233,4	11:17'52.511
19	32.389	14.775	30.189	31.221	1'48.574P	275,8	11:19'41.085
20	**24.914**	**14.700**	**29.799**	30.926	**1'40.339**	**276,5**	11:21'21.424

8° 54 T. RAZGATLIOGLU (1'40.404)

Lap	Seg.1	Seg.2	Seg.3	Seg.4	Lap Time	km/h	Local Time
1							10:29'59.432
2	37.580	16.294	34.310	33.017	2'01.201P	250,3	10:32'00.633
3	26.444	15.237	31.349	31.730	1'44.760	269,8	10:33'45.393
4	25.907	15.068	30.811	31.371	1'43.157	271,1	10:35'28.550
5	25.579	14.958	30.327	31.147	1'42.011	268,5	10:37'10.561
6	25.273	14.942	30.159	31.044	1'41.418	271,8	10:38'51.979
7	25.172	14.842	30.209	31.144	1'41.367	272,4	10:40'33.346
8	25.332	14.926	**30.001**	31.061	1'41.320	270,4	10:42'14.666
9	28.119	15.658	30.014	30.927	1'44.718	272,4	10:43'59.384
10	25.105	14.828	32.843	8'36.960	9'49.736P	273,8	10:53'49.120
11	33.639	16.264	30.722	31.222	1'51.847P	267,2	10:55'40.967
12	25.320	16.123	30.579	31.263	1'43.285	264,6	10:57'24.252
13	25.222	15.034	30.439	8'37.174	9'47.869P	270,4	11:07'12.121
14	35.914	20.963	34.409	31.492	2'02.778P	121,3	11:09'14.899
15	25.153	15.008	34.184	4'30.348	5'44.693P	269,1	11:14'59.592
16	36.789	15.886	34.055	32.453	1'59.183P	253,2	11:16'58.775
17	25.111	14.887	34.595	31.115	1'45.708	271,8	11:18'44.483
18	**24.811**	**14.725**	30.113	**30.755**	**1'40.404**	**275,8**	11:20'24.887

9° 66 T. SYKES (1'40.438)

Lap	Seg.1	Seg.2	Seg.3	Seg.4	Lap Time	km/h	Local Time
1							10:31'17.804
2	37.310	16.306	33.752	33.821	2'01.189P	227,7	10:33'18.993
3	26.472	15.158	31.185	32.137	1'44.952	266,5	10:35'03.945
4	25.456	14.935	30.374	31.175	1'41.940	267,2	10:36'45.885
5	25.037	14.855	**29.958**	30.856	1'40.706	269,1	10:38'26.591
6	25.383	15.096	31.602	31.561	1'43.642	269,1	10:40'10.233
7	24.979	14.777	30.719	31.527	1'42.002	271,8	10:41'52.235
8	**24.848**	14.822	29.968	**30.800**	**1'40.438**	270,4	10:43'32.673
9	25.964	15.080	31.232	10'37.855	11'50.131P	268,5	10:55'22.804
10	35.674	16.161	35.784	35.841	2'03.460P	262,7	10:57'26.264

11	25.184	14.770	30.020	34.811	1'44.785	**272,4**	10:59'11.049
12	24.928	14.810	30.008	31.048	1'40.794	271,1	11:00'51.843
13	25.377	15.535	31.155	31.761	1'43.828	269,8	11:02'35.671
14	25.121	**14.764**	30.892	7'25.658	8'36.435P	**272,4**	11:11'12.106
15	33.487	15.271	31.664	32.181	1'52.603P	269,8	11:13'04.709
16	25.183	14.859	35.672	31.998	1'47.712	269,1	11:14'52.421
17	25.089	14.831	30.114	39.593	1'49.627	271,8	11:16'42.048
18	26.958	15.355	32.334	31.570	1'46.217	269,1	11:18'28.265

10° 11 S. CORTESE (1'40.684)

Lap	Seg.1	Seg.2	Seg.3	Seg.4	Lap Time	km/h	Local Time
1							10:30'09.042
2	37.440	16.182	32.536	32.473	1'58.631P	264,0	10:32'07.673
3	25.755	15.109	30.628	31.297	1'42.789	267,8	10:33'50.462
4	25.478	14.870	30.512	31.476	1'42.336	**273,8**	10:35'32.798
5	25.731	15.048	31.502	31.669	1'43.950	272,4	10:37'16.748
6	25.098	14.903	30.183	**30.867**	1'41.051	267,8	10:38'57.799
7	**24.959**	14.841	30.078	30.880	1'40.758	271,8	10:40'38.557
8	26.621	15.632	33.493	10'01.189	11'16.935P	262,7	10:51'55.492
9	36.859	15.259	31.766	32.047	1'55.931P	267,8	10:53'51.423
10	25.454	14.923	30.554	31.269	1'42.200	269,8	10:55'33.623
11	25.354	14.967	34.759	31.672	1'46.752	271,1	10:57'20.375
12	25.335	14.809	30.399	31.298	1'41.841	273,1	10:59'02.216
13	25.831	15.134	32.345	12'21.086	13'34.396P	267,8	11:12'36.612
14	40.484	15.631	31.991	31.657	1'59.763P	263,4	11:14'36.375
15	25.043	14.979	30.711	31.165	1'41.898	270,4	11:16'18.273
16	25.085	14.665	**29.926**	31.053	1'40.729	271,1	11:17'59.002
17	25.104	**14.636**	30.333	30.981	1'41.054	273,1	11:19'40.056
18	24.977	14.818	30.003	30.886	**1'40.684**	271,1	11:21'20.740

11° 7 C. DAVIES (1'40.925)

Lap	Seg.1	Seg.2	Seg.3	Seg.4	Lap Time	km/h	Local Time
1							10:30'19.451
2	58.100	15.628	32.763	32.285	2'18.776P	268,5	10:32'38.227
3	25.771	14.875	30.578	31.124	1'42.348	**277,9**	10:34'20.575
4	25.539	15.123	31.158	31.656	1'43.476	277,2	10:36'04.051
5	24.985	14.867	30.401	**30.853**	1'41.106	273,8	10:37'45.157
6	25.402	14.816	31.130	30.998	1'42.346	275,1	10:39'27.503
7	24.939	14.887	**30.173**	30.926	**1'40.925**	272,4	10:41'08.428
8	25.213	14.797	30.954	31.191	1'42.155	275,8	10:42'50.583
9	25.157	14.935	31.870	9'52.487	11'04.449P	269,8	10:53'55.032
10	43.612	15.385	30.805	31.146	2'00.948P	273,1	10:55'55.980
11	25.101	14.834	31.130	31.057	1'42.122	274,5	10:57'38.102
12	25.138	14.813	30.576	31.090	1'41.617	275,8	10:59'19.719
13	25.141	15.122	31.753	56.585	2'08.601P	269,1	11:01'28.320
14					11'40.376P		11:13'08.696
15	48.092	15.600	31.310	31.281	2'06.283P	260,9	11:15'14.979
16	25.134	**14.793**	30.752	31.767	1'42.446	275,8	11:16'57.425
17	**24.937**	14.879	30.982	33.019	1'43.817	275,1	11:18'41.242
18	25.153	14.795	30.774	31.015	1'41.737	275,1	11:20'22.979

12° 76 L. BAZ (1'40.957)

Lap	Seg.1	Seg.2	Seg.3	Seg.4	Lap Time	km/h	Local Time
1							10:30'13.683
2	36.936	15.766	32.422	32.555	1'57.679P	258,5	10:32'11.362
3	25.803	15.003	30.731	31.304	1'42.841	267,2	10:33'54.203
4	25.335	14.912	30.420	31.318	1'41.985	265,9	10:35'36.188
5	25.244	14.935	30.297	31.166	1'41.642	267,8	10:37'17.830
6	25.087	14.896	30.183	**30.915**	1'41.081	267,8	10:38'58.911
7	25.031	14.981	32.222	31.396	1'43.630	266,5	10:40'42.541
8	25.058	14.938	30.298	31.285	1'41.579	**269,1**	10:42'24.120
9	26.691	15.286	30.858	31.545	1'44.380	265,3	10:44'08.500
10	25.202	15.003	30.202	31.434	1'41.841	267,2	10:45'50.341

07/06/2019 P = Pits In/Out - C = Lap Time Cancelled

These data/results cannot be reproduced, stored and/or transmitted in whole or in part by any manner of electronic, mechanical, photocopying, recording, broadcasting or otherwise now known or herein after developed without the previous express consent by the copyright owner, except for reproduction in daily press and regular printed publications on sale to the public within 60 days of the event related to those data/results and always provided that copyright symbol appears together as follows below.
© DORNA WSBK ORGANIZATION Srl 2019

PIRELLI
Official Tyre Supplier
TISSOT
SWISS WATCHES SINCE 1853
Official Timekeeper

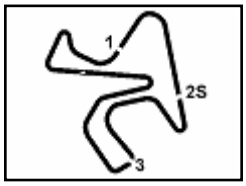

Acerbis Spanish Round, 7-9 June 2019
Chronological Analysis Free Practice 1st Session

Jerez 4.423 m

11	26.766	15.547	31.486	14'59.215	16'13.014P	260,9	11:02'03.355
12	35.985	15.870	31.045	31.807	1'54.707P	260,9	11:03'58.062
13	25.665	15.473	30.399	31.769	1'43.306	263,4	11:05'41.368
14	25.307	15.033	30.529	31.421	1'42.290	267,8	11:07'23.658
15	25.301	15.105	30.499	31.424	1'42.329	267,2	11:09'05.987
16	25.316	15.086	30.423	31.695	1'42.520	266,5	11:10'48.507
17	28.541	15.445	30.649	31.390	1'46.025	265,3	11:12'34.532
18	25.272	15.095	30.407	2'46.146	3'56.920P	267,2	11:16'31.452
19	33.636	15.805	30.163	31.175	1'50.779P	266,5	11:18'22.231
20	**24.920**	**14.834**	**30.128**	31.075	**1'40.957**	267,8	11:20'03.188

13° 81 J. TORRES (1'41.266)

Lap	Seg.1	Seg.2	Seg.3	Seg.4	Lap Time	km/h	Local Time
1							10:30'37.816
2	37.349	16.135	32.684	32.911	1'59.079P	260,9	10:32'36.895
3	26.053	15.145	30.683	31.553	1'43.434	264,6	10:34'20.329
4	25.689	15.126	30.456	7'04.047	8'15.318P	265,9	10:42'35.647
5	35.615	15.311	31.058	31.651	1'53.635P	262,7	10:44'29.282
6	25.378	15.040	30.263	31.363	1'42.044	267,2	10:46'11.326
7	25.152	14.956	30.084	31.469	1'41.661	267,8	10:47'52.987
8	25.136	14.932	32.986	32.124	1'45.178	267,8	10:49'38.165
9	25.327	15.139	30.228	31.215	1'41.909	**269,8**	10:51'20.074
10	**25.108**	**14.895**	**30.072**	**31.191**	**1'41.266**	268,5	10:53'01.340
11	25.146	14.934	31.611	8'53.845	10'05.536P	267,8	11:03'06.876
12	36.443	15.529	31.026	31.713	1'54.711P	260,9	11:05'01.587
13	25.364	15.052	30.464	31.299	1'42.179	267,2	11:06'43.766
14	25.732	15.802	33.494	5'49.907	7'04.935P	255,5	11:13'48.701

14° 36 L. MERCADO (1'42.341)

Lap	Seg.1	Seg.2	Seg.3	Seg.4	Lap Time	km/h	Local Time
1							10:30'50.880
2	37.762	17.219	34.312	33.550	2'02.843P	248,1	10:32'53.723
3	26.830	15.455	31.341	32.004	1'45.630	262,1	10:34'39.353
4	25.814	15.046	30.739	**31.416**	1'43.015	264,6	10:36'22.368
5	25.532	**15.039**	**30.262**	31.553	1'42.386	**266,5**	10:38'04.754
6	25.642	15.201	30.495	31.515	1'42.853	260,3	10:39'47.607
7	**25.415**	15.049	30.328	31.549	**1'42.341**	265,3	10:41'29.948

15° 72 Y. TAKAHASHI (1'42.666)

Lap	Seg.1	Seg.2	Seg.3	Seg.4	Lap Time	km/h	Local Time
1							10:30'15.743
2	38.078	16.416	33.500	34.088	2'02.082P	251,4	10:32'17.825
3	27.150	15.465	31.649	32.114	1'46.378	267,2	10:34'04.203
4	25.931	15.089	31.048	31.914	1'43.982	267,2	10:35'48.185
5	25.955	15.138	30.940	32.250	1'44.283	267,8	10:37'32.468
6	25.834	15.135	31.176	31.762	1'43.907	269,8	10:39'16.375
7	25.834	15.108	31.114	32.395	1'44.451	269,8	10:41'00.826
8	25.619	15.144	30.765	31.716	1'43.244	269,1	10:42'44.070
9	25.629	15.224	30.956	10'29.606	11'41.415P	264,0	10:54'25.485
10	36.075	16.849	32.011	32.678	1'57.613P	262,1	10:56'23.098
11	25.767	15.192	30.891	31.881	1'43.731	**272,4**	10:58'06.829
12	25.633	15.063	30.644	31.926	1'43.266	270,4	10:59'50.095
13	25.582	15.083	30.576	31.710	1'42.951	269,8	11:01'33.046
14	25.434	15.034	30.646	31.646	1'42.760	269,8	11:03'15.806
15	26.649	16.832	31.405	7'13.199	8'28.085P	260,9	11:11'43.891
16	35.992	16.739	31.709	32.128	1'56.568P	194,9	11:13'40.459
17	**25.407**	15.024	30.629	**31.606**	**1'42.666**	270,4	11:15'23.125
18	25.648	**14.962**	30.623	31.611	1'42.844	271,8	11:17'05.969
19	25.430	14.998	30.769	32.001	1'43.198	270,4	11:18'49.167
20	25.507	15.155	**30.439**	31.771	1'42.872	268,5	11:20'32.039

16° 23 R. KIYONARI (1'42.718)

Lap	Seg.1	Seg.2	Seg.3	Seg.4	Lap Time	km/h	Local Time
1							10:30'14.818
2	38.537	16.380	33.784	34.962	2'03.663P	249,7	10:32'18.481
3	26.870	15.731	31.630	32.701	1'46.932	264,0	10:34'05.413
4	25.820	15.170	31.523	32.381	1'44.894	265,3	10:35'50.307
5	25.705	15.208	31.232	32.118	1'44.263	265,3	10:37'34.570
6	25.468	15.128	30.709	31.834	1'43.139	264,6	10:39'17.709
7	25.868	15.123	30.693	31.979	1'43.663	267,2	10:41'01.372
8	25.496	15.067	30.723	31.830	1'43.116	269,8	10:42'44.488
9	25.887	15.626	33.374	9'26.668	10'41.555P	264,6	10:53'26.043
10	37.160	15.381	31.786	32.320	1'56.647P	265,9	10:55'22.690
11	**25.403**	15.263	30.519	31.739	1'42.924	268,5	10:57'05.614
12	25.461	15.151	30.610	31.962	1'43.184	266,5	10:58'48.798
13	25.412	15.146	30.560	31.956	1'43.074	265,9	11:00'31.872
14	27.245	15.910	31.666	10'16.711	11'31.532P	260,3	11:12'03.404
15	36.719	15.722	31.460	32.321	1'56.222P	265,3	11:13'59.626
16	25.761	15.220	30.820	31.978	1'43.779	266,5	11:15'43.405
17	25.527	**14.991**	30.539	**31.661**	**1'42.718**	270,4	11:17'26.123
18	25.485	15.122	30.581	31.824	1'43.012	**272,4**	11:19'09.135
19	25.491	15.197	**30.479**	31.667	1'42.834	265,3	11:20'51.969

17° 46 T. BRIDEWELL (1'43.048)

Lap	Seg.1	Seg.2	Seg.3	Seg.4	Lap Time	km/h	Local Time
1							10:30'22.841
2	35.277	15.907	32.342	33.477	1'57.003P	267,8	10:32'19.844
3	26.358	15.303	31.568	32.816	1'46.045	271,8	10:34'05.889
4	25.724	**14.898**	30.832	31.907	1'43.361	**273,8**	10:35'49.250
5	25.523	14.989	**30.829**	32.005	1'43.346	270,4	10:37'32.596
6	25.421	15.029	31.030	31.762	1'43.242	271,8	10:39'15.838
7	28.840	15.132	31.141	31.893	1'47.006	271,1	10:41'02.844
8	25.437	14.952	30.938	8'05.592	9'16.919P	271,8	10:50'19.763
9	36.632	15.143	31.197	32.030	1'55.002P	269,1	10:52'14.765
10	25.437	15.021	30.925	**31.665**	**1'43.048**	271,1	10:53'57.813

18° 52 A. DELBIANCO (1'44.062)

Lap	Seg.1	Seg.2	Seg.3	Seg.4	Lap Time	km/h	Local Time
1							10:30'04.978
2	41.041	16.738	37.711	7'48.622	9'24.112P	253,7	10:39'29.090
3	35.424	16.138	32.911	33.032	1'57.505P	259,1	10:41'26.595
4	26.545	15.582	32.055	32.383	1'46.565	264,0	10:43'13.160
5	26.472	15.436	31.612	32.171	1'45.691	259,7	10:44'58.851
6	26.135	15.311	33.538	11'25.145	12'40.129P	264,0	10:57'38.980
7	34.438	15.290	31.463	32.315	1'53.506P	264,0	10:59'32.486
8	25.727	15.352	31.225	32.258	1'44.562	261,5	11:01'17.048
9	25.793	15.220	31.187	32.090	1'44.290	265,3	11:03'01.338
10	25.846	15.345	31.083	32.176	1'44.450	263,4	11:04'45.788
11	**25.666**	15.225	31.769	8'34.588	9'47.248P	267,2	11:14'33.036
12	35.641	15.408	31.960	34.282	1'57.291P	261,5	11:16'30.327
13	25.756	**15.171**	31.061	32.274	1'44.262	**267,8**	11:18'14.589
14	25.789	15.219	31.113	**31.941**	**1'44.062**	265,3	11:19'58.651
15	25.790	15.189	**31.046**	32.144	1'44.169	265,9	11:21'42.820

19° 28 M. REITERBERGER

Lap	Seg.1	Seg.2	Seg.3	Seg.4	Lap Time	km/h	Local Time
1							10:29'59.509
2	40.472	21.260	41.682	19'38.501	21'21.915P	161,9	10:51'21.424
3	37.603	18.509	36.498	18'44.260	20'16.870P	197,3	11:11'38.294
4	35.189	16.988	**33.250**	**32.098**	1'57.525P	**270,4**	11:13'35.819

07/06/2019 P = Pits In/Out - C = Lap Time Cancelled

These data/results cannot be reproduced, stored and/or transmitted in whole or in part by any manner of electronic, mechanical, photocopying, recording, broadcasting or otherwise now known or herein after developed without the previous express consent by the copyright owner, except for reproduction in daily press and regular printed publications on sale to the public within 60 days of the event related to those data/results and always provided that copyright symbol appears together as follows below.
© DORNA WSBK ORGANIZATION Srl 2019

PIRELLI
Official Tyre Supplier
TISSOT
SWISS WATCHES SINCE 1853
Official Timekeeper