

Acerbis Spanish Round, 7-9 June 2019

Results Tissot Superpole

Jerez 4.423 m

1 / 2

No.	Rider	Nat	Team	Bike	Class	Time	Gap	Rel.	Laps	Speed	
										Avg	Max
1	21 R. KRUMMENACHER	SUI	BARDAHL Evan Bros. WorldSSP Team	Yamaha YZF R6		1'41.775			7	156,451	241,0
2	64 F. CARICASULO	ITA	BARDAHL Evan Bros. WorldSSP Team	Yamaha YZF R6		1'41.965	0.190	0.190	12	156,159	245,9
3	44 L. MAHIAS	FRA	Kawasaki Puccetti Racing	Kawasaki ZX-6R		1'42.349	0.574	0.384	10	155,574	243,2
4	36 T. GRADINGER	AUT	Kallio Racing	Yamaha YZF R6		1'42.509	0.734	0.160	10	155,331	240,5
5	3 R. DE ROSA	ITA	MV AGUSTA Reparto Corse	MV Agusta F3 675		1'42.524	0.749	0.015	11	155,308	242,1
6	78 H. OKUBO	JPN	Kawasaki Puccetti Racing	Kawasaki ZX-6R		1'42.932	1.157	0.408	9	154,692	245,3
7	86 A. BADOVINI	ITA	Team Pedercini Racing	Kawasaki ZX-6R		1'42.959	1.184	0.027	12	154,652	237,9
8	16 J. CLUZEL	FRA	GMT94 YAMAHA	Yamaha YZF R6		1'43.042	1.267	0.083	6	154,527	244,8
9	32 I. VINALES	ESP	Kallio Racing	Yamaha YZF R6		1'43.049	1.274	0.007	10	154,517	239,5
10	56 P. SEBESTYEN	HUN	CIA Landlord Insurance Honda	Honda CBR600RR		1'43.295	1.520	0.246	10	154,149	239,5
11	94 C. PEROLARI	FRA	GMT94 YAMAHA	Yamaha YZF R6		1'43.451	1.676	0.156	8	153,916	242,6
12	38 H. SOOMER	EST	MPM WILSport Racedays	Honda CBR600RR		1'43.689	1.914	0.238	11	153,563	241,0
13	95 J. DANILO	FRA	CIA Landlord Insurance Honda	Honda CBR600RR		1'43.758	1.983	0.069	9	153,461	242,6
14	6 M. HERRERA	ESP	MS Racing	Yamaha YZF R6		1'43.875	2.100	0.117	10	153,288	237,4
15	84 L. CRESSON	BEL	Kallio Racing	Yamaha YZF R6		1'43.897	2.122	0.022	12	153,256	239,5
16	22 F. FULIGNI	ITA	MV AGUSTA Reparto Corse	MV Agusta F3 675		1'44.148	2.373	0.251	12	152,886	240,5
17	39 B. QUERO MARTINEZ	ESP	EMPERADOR Racing Team	Yamaha YZF R6		1'44.154	2.379	0.006	9	152,877	235,4
18	10 N. CALERO	ESP	Orelac Racing VerdNatura	Kawasaki ZX-6R		1'44.217	2.442	0.063	11	152,785	239,0
19	47 R. HARTOG	NED	Team Hartog - Against Cancer	Kawasaki ZX-6R		1'44.766	2.991	0.549	12	151,984	235,9
20	30 G. VAN STRAALEN	NED	EAB Racing Team	Kawasaki ZX-6R		1'44.876	3.101	0.110	10	151,825	236,4
21	4 C. STANGE	GER	GEMAR - Ciociaria Corse WorldSSP Team	Honda CBR600RR		1'45.081	3.306	0.205	11	151,529	236,9
22	23 L. ARBEL	FRA	EMPERADOR Racing Team	Yamaha YZF R6		1'45.439	3.664	0.358	5	151,014	228,6
23	65 M. CANDUCCI	ITA	DK MOTORSPORT	Yamaha YZF R6	ESS	1'45.563	3.788	0.124	4	150,837	228,6
24	74 J. VAN SIKKELERUS	NED	MPM WILSport Racedays	Honda CBR600RR		1'46.059	4.284	0.496	9	150,132	237,9
25	53 G. SCONZA	ITA	GEMAR - Ciociaria Corse WorldSSP Team	Honda CBR600RR		1'47.662	5.887	1.603	11	147,896	234,9
26	40 A. GYORFI	HUN	Team Toth	Yamaha YZF R6		1'47.681	5.906	0.019	3	147,870	231,5
27	67 G. MATERN	FRA	Flembo Leader Team	Kawasaki ZX-6R	ESS	1'48.339	6.564	0.658	10	146,972	225,4
28	11 K. SMITH	GBR	Team Pedercini Racing	Kawasaki ZX-6R	ESS				0		

AIR	Humidity:	49%	Temp:	25°C
TRACK	Condition:	Dry	Temp:	39°C

Records	Pole (SP2)	2016 K.Sofuoglu	1'42.969	154,640	Km/h
	Race (RC)	2017 F.Caricasulo	1'43.922	153,220	Km/h
	All Times (FP2)	2019 F.Caricasulo	1'41.948	156,190	Km/h

Start 08/06/2019 11:40 End 12:07 The results are provisional until the end of the time limit for protests and appeals and the completion of the technical checks.

These data/results cannot be reproduced, stored and/or transmitted in whole or in part by any manner of electronic, mechanical, photocopying, recording, broadcasting or otherwise now known or herein after developed without the previous express consent by the copyright owner, except for reproduction in daily press and regular printed publications on sale to the public within 60 days of the event related to those data/results and always provided that copyright symbol appears together as follows below.

© DORNA WSBK ORGANIZATION Srl 2019



Acerbis Spanish Round, 7-9 June 2019

Results Tissot Superpole

Session Highlights

Local Time	No. Rider	Description
11.40.00		Start
11.42.00		WorldSBK Works on bikes are allowed
11.43.04	78 H. OKUBO	Crashed - Turn 6
11.43.26	78 H. OKUBO	Re-joined
11.45.14	94 C. PEROLARI	Lap Cancelled (1'43.451) - Exceeded Track Limits - Turn 1
11.47.38	40 A. GYORFI	Crashed - Turn 11
11.49.42	65 M. CANDUCCI	Crashed - Turn 11
11.55.32	16 J. CLUZEL	Crashed - Turn 12
11.59.12	21 R. KRUMMENACHER	Crashed - Turn 1
12.00.13	95 J. DANILO	Lap Cancelled (1'57.302) - Exceeded Track Limits - Turn 13
12.01.54	94 C. PEROLARI	Crashed - Turn 6
12.03.58	95 J. DANILO	Crashed - Turn 5
12.05.01	44 L. MAHIAS	Crashed - Turn 3
12.07.06		End Of Session
17.37.00	94 C. PEROLARI	The cancelled lap (1'43.451) has been reassigned
17.38.00	64 F. CARICASULO	Lap Cancelled (1'41.586) according to Art. 1.23.2
17.38.00	3 R. DE ROSA	Lap Cancelled (1'42.502) according to Art. 1.23.2
17.38.00	22 F. FULIGNI	Lap Cancelled (1'44.002) according to Art. 1.23.2

Fastest Laps Sequence

No.	Rider	Nat	Team	Bike	Local Time	Time	Gap	Avg
64	F. CARICASULO	ITA	BARDAHL Evan Bros. WorldSSP Team	Yamaha YZF R6	11:43'33.405	1'42.766		154,942
21	R. KRUMMENACHER	SUI	BARDAHL Evan Bros. WorldSSP Team	Yamaha YZF R6	11:44'39.308	1'42.036	-0.730	156,051
64	F. CARICASULO	ITA	BARDAHL Evan Bros. WorldSSP Team	Yamaha YZF R6	11:53'20.164	1'42.030	-0.006	156,060
21	R. KRUMMENACHER	SUI	BARDAHL Evan Bros. WorldSSP Team	Yamaha YZF R6	11:58'56.192	1'41.775	-0.255	156,451

Start 08/06/2019 11:40 End 12:07 The results are provisional until the end of the time limit for protests and appeals and the completion of the technical checks.

These data/results cannot be reproduced, stored and/or transmitted in whole or in part by any manner of electronic, mechanical, photocopying, recording, broadcasting or otherwise now known or herein after developed without the previous express consent by the copyright owner, except for reproduction in daily press and regular printed publications on sale to the public within 60 days of the event related to those data/results and always provided that copyright symbol appears together as follows below.

© DORNA WSBK ORGANIZATION Srl 2019



Jerez 4.423 m

Acerbis Spanish Round, 7-9 June 2019

Best Sectors & Speed Tissot Superpole

BEST LAP			
1	21 R. KRUMMENACHER	Yamaha YZF R6	1'41.775
2	64 F. CARICASULO	Yamaha YZF R6	1'41.965
3	44 L. MAHIAS	Kawasaki ZX-6R	1'42.349
4	36 T. GRADINGER	Yamaha YZF R6	1'42.509
5	3 R. DE ROSA	MV Agusta F3 675	1'42.524
6	78 H. OKUBO	Kawasaki ZX-6R	1'42.932
7	86 A. BADOVINI	Kawasaki ZX-6R	1'42.959
8	16 J. CLUZEL	Yamaha YZF R6	1'43.042
9	32 I. VINALES	Yamaha YZF R6	1'43.049
10	56 P. SEBESTYEN	Honda CBR600RR	1'43.295
11	94 C. PEROLARI	Yamaha YZF R6	1'43.451
12	38 H. SOOMER	Honda CBR600RR	1'43.689
13	95 J. DANILO	Honda CBR600RR	1'43.758
14	6 M. HERRERA	Yamaha YZF R6	1'43.875
15	84 L. CRESSON	Yamaha YZF R6	1'43.897
16	22 F. FULIGNI	MV Agusta F3 675	1'44.148
17	39 B. QUERO MARTINEZ	Yamaha YZF R6	1'44.154
18	10 N. CALERO	Kawasaki ZX-6R	1'44.217
19	47 R. HARTOG	Kawasaki ZX-6R	1'44.766
20	30 G. VAN STRAALEN	Kawasaki ZX-6R	1'44.876
21	4 C. STANGE	Honda CBR600RR	1'45.081
22	23 L. ARBEL	Yamaha YZF R6	1'45.439
23	65 M. CANDUCCI	Yamaha YZF R6	1'45.563
24	74 J. VAN SIKKELERUS	Honda CBR600RR	1'46.059
25	53 G. SCONZA	Honda CBR600RR	1'47.662
26	40 A. GYORFI	Yamaha YZF R6	1'47.681
27	67 G. MATERN	Kawasaki ZX-6R	1'48.339
28	11 K. SMITH	Kawasaki ZX-6R	

SPEED			
1	64 F. CARICASULO	Yamaha YZF R6	245.9
2	78 H. OKUBO	Kawasaki ZX-6R	245.3
3	16 J. CLUZEL	Yamaha YZF R6	244.8
4	44 L. MAHIAS	Kawasaki ZX-6R	243.2
5	94 C. PEROLARI	Yamaha YZF R6	242.6
6	95 J. DANILO	Honda CBR600RR	242.6
7	3 R. DE ROSA	MV Agusta F3 675	242.1
8	21 R. KRUMMENACHER	Yamaha YZF R6	241.0
9	38 H. SOOMER	Honda CBR600RR	241.0
10	22 F. FULIGNI	MV Agusta F3 675	240.5
11	36 T. GRADINGER	Yamaha YZF R6	240.5
12	84 L. CRESSON	Yamaha YZF R6	239.5
13	32 I. VINALES	Yamaha YZF R6	239.5
14	56 P. SEBESTYEN	Honda CBR600RR	239.5
15	10 N. CALERO	Kawasaki ZX-6R	239.0
16	74 J. VAN SIKKELERUS	Honda CBR600RR	237.9
17	86 A. BADOVINI	Kawasaki ZX-6R	237.9
18	6 M. HERRERA	Yamaha YZF R6	237.4
19	4 C. STANGE	Honda CBR600RR	236.9
20	30 G. VAN STRAALEN	Kawasaki ZX-6R	236.4
21	47 R. HARTOG	Kawasaki ZX-6R	235.9
22	39 B. QUERO MARTINEZ	Yamaha YZF R6	235.4
23	53 G. SCONZA	Honda CBR600RR	234.9
24	40 A. GYORFI	Yamaha YZF R6	231.5
25	23 L. ARBEL	Yamaha YZF R6	228.6
26	65 M. CANDUCCI	Yamaha YZF R6	228.6
27	67 G. MATERN	Kawasaki ZX-6R	225.4

SEG. 1			SEG. 2			SEG. 3			SEG. 4		
1	64 F. CARICASULO	24.928	1	64 F. CARICASULO	15.259	1	21 R. KRUMMENACHER	29.918	1	44 L. MAHIAS	31.382
2	44 L. MAHIAS	25.072	2	21 R. KRUMMENACHER	15.296	2	64 F. CARICASULO	29.994	2	64 F. CARICASULO	31.436
3	21 R. KRUMMENACHER	25.076	3	44 L. MAHIAS	15.322	3	3 R. DE ROSA	30.233	3	21 R. KRUMMENACHER	31.482
4	3 R. DE ROSA	25.173	4	78 H. OKUBO	15.333	4	36 T. GRADINGER	30.279	4	36 T. GRADINGER	31.491
5	86 A. BADOVINI	25.182	5	36 T. GRADINGER	15.350	5	44 L. MAHIAS	30.286	5	3 R. DE ROSA	31.619
6	78 H. OKUBO	25.204	6	94 C. PEROLARI	15.357	6	16 J. CLUZEL	30.363	6	16 J. CLUZEL	31.704
7	36 T. GRADINGER	25.269	7	3 R. DE ROSA	15.361	7	32 I. VINALES	30.380	7	86 A. BADOVINI	31.719
8	32 I. VINALES	25.291	8	16 J. CLUZEL	15.372	8	78 H. OKUBO	30.426	8	32 I. VINALES	31.730
9	16 J. CLUZEL	25.339	9	32 I. VINALES	15.420	9	56 P. SEBESTYEN	30.498	9	78 H. OKUBO	31.769
10	56 P. SEBESTYEN	25.394	10	10 N. CALERO	15.449	10	86 A. BADOVINI	30.517	10	94 C. PEROLARI	31.807
11	95 J. DANILO	25.426	11	38 H. SOOMER	15.455	11	38 H. SOOMER	30.556	11	56 P. SEBESTYEN	31.940
12	22 F. FULIGNI	25.438	12	6 M. HERRERA	15.459	12	84 L. CRESSON	30.668	12	6 M. HERRERA	31.993
13	94 C. PEROLARI	25.441	13	56 P. SEBESTYEN	15.462	13	95 J. DANILO	30.668	13	95 J. DANILO	32.016
14	38 H. SOOMER	25.442	14	86 A. BADOVINI	15.477	14	39 B. QUERO MARTINEZ	30.672	14	39 B. QUERO MARTINEZ	32.022
15	84 L. CRESSON	25.559	15	84 L. CRESSON	15.486	15	22 F. FULIGNI	30.721	15	38 H. SOOMER	32.040
16	39 B. QUERO MARTINEZ	25.573	16	30 G. VAN STRAALEN	15.503	16	94 C. PEROLARI	30.814	16	22 F. FULIGNI	32.159
17	10 N. CALERO	25.577	17	95 J. DANILO	15.518	17	6 M. HERRERA	30.835	17	84 L. CRESSON	32.178
18	6 M. HERRERA	25.588	18	39 B. QUERO MARTINEZ	15.559	18	10 N. CALERO	30.867	18	10 N. CALERO	32.227
19	65 M. CANDUCCI	25.765	19	47 R. HARTOG	15.586	19	47 R. HARTOG	30.883	19	30 G. VAN STRAALEN	32.410
20	47 R. HARTOG	25.797	20	22 F. FULIGNI	15.612	20	30 G. VAN STRAALEN	31.033	20	23 L. ARBEL	32.426
21	30 G. VAN STRAALEN	25.880	21	4 C. STANGE	15.642	21	4 C. STANGE	31.046	21	47 R. HARTOG	32.466
22	4 C. STANGE	25.881	22	65 M. CANDUCCI	15.731	22	23 L. ARBEL	31.244	22	65 M. CANDUCCI	32.485
23	23 L. ARBEL	25.892	23	74 J. VAN SIKKELERUS	15.771	23	74 J. VAN SIKKELERUS	31.312	23	4 C. STANGE	32.500
24	74 J. VAN SIKKELERUS	26.065	24	23 L. ARBEL	15.826	24	65 M. CANDUCCI	31.365	24	74 J. VAN SIKKELERUS	32.609
25	40 A. GYORFI	26.504	25	53 G. SCONZA	15.916	25	53 G. SCONZA	31.833	25	53 G. SCONZA	33.058
26	67 G. MATERN	26.536	26	67 G. MATERN	15.971	26	40 A. GYORFI	31.834	26	40 A. GYORFI	33.293
27	53 G. SCONZA	26.617	27	40 A. GYORFI	16.050	27	67 G. MATERN	32.079	27	67 G. MATERN	33.345

08/06/2019

These data/results cannot be reproduced, stored and/or transmitted in whole or in part by any manner of electronic, mechanical, photocopying, recording, broadcasting or otherwise now known or herein after developed without the previous express consent by the copyright owner, except for reproduction in daily press and regular printed publications on sale to the public within 60 days of the event related to those data/results and always provided that copyright symbol appears together as follows below.

© DORNA WSBK ORGANIZATION Srl 2019

FICR PERUGIA TIMING



Official Tyre Supplier



Official Timekeeper



Jerez 4.423 m

Acerbis Spanish Round, 7-9 June 2019

Ideal Times Tissot Superpole

No.	Rider	Nat	Bike	Seg. 1	Seg. 2	Seg. 3	Seg. 4	Ideal Time		
				Diff. 1	Diff. 2	Diff. 3	Diff. 4	Best Lap	Pos.	Diff.
1	64 F. CARICASULO	ITA	Yamaha YZF R6	24.928 +0.083	15.259	29.994 +0.209	31.436 +0.056	1'41.617 1'41.965	2	0.348
2	21 R. KRUMMENACHER	SUI	Yamaha YZF R6	25.076 +0.003	15.296	29.918	31.482	1'41.772 1'41.775	1	0.003
3	44 L. MAHIAS	FRA	Kawasaki ZX-6R	25.072 +0.151	15.322 +0.072	30.286	31.382 +0.064	1'42.062 1'42.349	3	0.287
4	3 R. DE ROSA	ITA	MV Agusta F3 675	25.173 +0.096	15.361 +0.026	30.233 +0.016	31.619	1'42.386 1'42.524	5	0.138
5	36 T. GRADINGER	AUT	Yamaha YZF R6	25.269 +0.052	15.350 +0.068	30.279	31.491	1'42.389 1'42.509	4	0.120
6	78 H. OKUBO	JPN	Kawasaki ZX-6R	25.204	15.333 +0.108	30.426 +0.092	31.769	1'42.732 1'42.932	6	0.200
7	16 J. CLUZEL	FRA	Yamaha YZF R6	25.339 +0.040	15.372 +0.005	30.363 +0.209	31.704 +0.010	1'42.778 1'43.042	8	0.264
8	32 I. VINALES	ESP	Yamaha YZF R6	25.291 +0.146	15.420 +0.082	30.380	31.730	1'42.821 1'43.049	9	0.228
9	86 A. BADOVINI	ITA	Kawasaki ZX-6R	25.182 +0.032	15.477	30.517 +0.002	31.719 +0.030	1'42.895 1'42.959	7	0.064
10	56 P. SEBESTYEN	HUN	Honda CBR600RR	25.394	15.462 +0.001	30.498	31.940	1'43.294 1'43.295	10	0.001
11	94 C. PEROLARI	FRA	Yamaha YZF R6	25.441	15.357	30.814 +0.032	31.807	1'43.419 1'43.451	11	0.032
12	38 H. SOOMER	EST	Honda CBR600RR	25.442 +0.025	15.455 +0.121	30.556 +0.038	32.040 +0.012	1'43.493 1'43.689	12	0.196
13	95 J. DANILO	FRA	Honda CBR600RR	25.426	15.518 +0.009	30.668 +0.121	32.016	1'43.628 1'43.758	13	0.130
14	39 B. QUERO MARTINEZ	ESP	Yamaha YZF R6	25.573	15.559	30.672 +0.039	32.022 +0.289	1'43.826 1'44.154	17	0.328
15	6 M. HERRERA	ESP	Yamaha YZF R6	25.588	15.459	30.835	31.993	1'43.875 1'43.875	14	
16	84 L. CRESSON	BEL	Yamaha YZF R6	25.559	15.486	30.668	32.178 +0.006	1'43.891 1'43.897	15	0.006
17	22 F. FULIGNI	ITA	MV Agusta F3 675	25.438 +0.192	15.612 +0.021	30.721	32.159 +0.005	1'43.930 1'44.148	16	0.218
18	10 N. CALERO	ESP	Kawasaki ZX-6R	25.577	15.449 +0.097	30.867	32.227	1'44.120 1'44.217	18	0.097
19	47 R. HARTOG	NED	Kawasaki ZX-6R	25.797 +0.034	15.586	30.883	32.466	1'44.732 1'44.766	19	0.034
20	30 G. VAN STRAALLEN	NED	Kawasaki ZX-6R	25.880	15.503 +0.032	31.033	32.410 +0.018	1'44.826 1'44.876	20	0.050
21	4 C. STANGE	GER	Honda CBR600RR	25.881	15.642	31.046 +0.012	32.500	1'45.069 1'45.081	21	0.012
22	65 M. CANDUCCI	ITA	Yamaha YZF R6	25.765 +0.116	15.731 +0.016	31.365 +0.085	32.485	1'45.346 1'45.563	23	0.217
23	23 L. ARBEL	FRA	Yamaha YZF R6	25.892	15.826 +0.051	31.244	32.426	1'45.388 1'45.439	22	0.051
24	74 J. VAN SIKKELERUS	NED	Honda CBR600RR	26.065 +0.082	15.771 +0.007	31.312	32.609 +0.213	1'45.757 1'46.059	24	0.302
25	53 G. SCONZA	ITA	Honda CBR600RR	26.617 +0.112	15.916 +0.078	31.833 +0.048	33.058	1'47.424 1'47.662	25	0.238
26	40 A. GYORFI	HUN	Yamaha YZF R6	26.504	16.050	31.834	33.293	1'47.681 1'47.681	26	
27	67 G. MATERN	FRA	Kawasaki ZX-6R	26.536	15.971	32.079 +0.408	33.345	1'47.931 1'48.339	27	0.408
11	K. SMITH	GBR	Kawasaki ZX-6R	One or more sectors missing						

Overall Ideal Time

24.928

15.259

29.918

31.382

1'41.487

08/06/2019

These data/results cannot be reproduced, stored and/or transmitted in whole or in part by any manner of electronic, mechanical, photocopying, recording, broadcasting or otherwise now known or herein after developed without the previous express consent by the copyright owner, except for reproduction in daily press and regular printed publications on sale to the public within 60 days of the event related to those data/results and always provided that copyright symbol appears together as follows below.

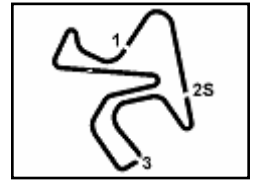
© DORNA WSBK ORGANIZATION Srl 2019

FICR PERUGIA TIMING


Official Tyre Supplier



Official Timekeeper



1° 21 R. KRUMMENACHER (1'41.775)							
Lap	Seg.1	Seg.2	Seg.3	Seg.4	Lap Time	km/h	Local Time
1							11:41'01.696
2	36.694	15.896	31.006	31.980	1'55.576P	236,4	11:42'57.272
3	25.128	15.315	30.053	31.540	1'42.036	239,5	11:44'39.308
4	25.730	16.490	31.980	31.853	1'46.053	214,5	11:46'25.361
5	25.076	15.309	30.154	31.726	1'42.265	241,0	11:48'07.626
6	26.368	15.750	31.433	5'55.210	7'08.761P	236,4	11:55'16.387
7	38.665	15.996	31.210	32.159	1'58.030P	237,4	11:57'14.417
8	25.079	15.296	29.918	31.482	1'41.775	241,0	11:58'56.192

6	38.708	15.772	31.377	31.978	1'57.835P	239,0	11:52'28.237
7	25.398	15.458	30.441	31.903	1'43.200	240,5	11:54'11.437
8	25.612	20.168	34.031	2'53.362	4'13.173P	166,0	11:58'24.610
9	48.027	18.969	32.897	32.208	2'12.101P	221,8	12:00'36.711
10	29.492	16.748	34.095	39.386	1'59.721	228,6	12:02'36.432
11	25.269	15.387	30.249	31.619	1'42.524	240,0	12:04'18.956
12	25.173	15.361	30.233	31.735	1'42.502C	242,1	12:06'01.458

6° 78 H. OKUBO (1'42.932)							
Lap	Seg.1	Seg.2	Seg.3	Seg.4	Lap Time	km/h	Local Time
1							11:40'00.612
2	32.687	15.543	31.156	32.342	1'51.728P	245,3	11:41'52.340
3	25.292	15.333	1'08.853	6'12.155	8'01.633P	241,0	11:49'53.973
4	33.932	15.610	30.787	32.269	1'52.598P	236,9	11:51'46.571
5	25.431	15.517	30.575	31.839	1'43.362	236,9	11:53'29.933
6	25.204	15.441	30.518	31.769	1'42.932	238,5	11:55'12.865
7	25.974	15.719	30.977	4'23.346	5'36.016P	237,4	12:00'48.881
8	31.928	15.627	35.331	33.710	1'56.596P	237,9	12:02'45.477
9	28.598	15.464	30.526	31.975	1'46.563	240,0	12:04'32.040
10	25.414	15.530	30.426	31.792	1'43.162	239,0	12:06'15.202

2° 64 F. CARICASULO (1'41.965)							
Lap	Seg.1	Seg.2	Seg.3	Seg.4	Lap Time	km/h	Local Time
1		15.738	30.887	31.950		241,6	11:41'50.639
2	25.347	15.382	30.294	31.743	1'42.766	242,6	11:43'33.405
3	25.242	15.403	30.266	31.544	1'42.455	243,2	11:45'15.860
4	25.244	15.506	31.043	1'32.678	2'44.471P	243,2	11:48'00.331
5	34.880	15.488	32.402	32.887	1'55.657P	245,3	11:49'55.988
6	25.121	15.314	30.183	31.528	1'42.146	243,7	11:51'38.134
7	25.198	15.314	30.082	31.436	1'42.030	244,2	11:53'20.164
8	25.904	15.628	30.831	2'41.252	3'53.615P	243,7	11:57'13.779
9	36.456	15.954	31.772	32.837	1'57.019P	240,0	11:59'10.798
10	25.052	15.304	30.115	31.710	1'42.181	243,2	12:00'52.979
11	25.011	15.259	30.203	31.492	1'41.965	245,9	12:02'34.944
12	27.868	16.290	30.550	31.841	1'46.549	242,6	12:04'21.493
13	24.928	15.266	29.994	31.398	1'41.586C	243,7	12:06'03.079

7° 86 A. BADOVINI (1'42.959)							
Lap	Seg.1	Seg.2	Seg.3	Seg.4	Lap Time	km/h	Local Time
1							11:40'27.376
2	36.920	15.803	31.981	32.444	1'57.148P	234,4	11:42'24.524
3	25.539	15.539	30.876	31.719	1'43.673	235,9	11:44'08.197
4	25.313	15.495	30.568	31.854	1'43.230	237,9	11:45'51.427
5	25.648	15.520	30.581	32.230	1'43.979	237,4	11:47'35.406
6	26.161	15.829	31.199	5'33.978	6'47.167P	235,4	11:54'22.573
7	37.593	15.930	31.368	32.752	1'57.643P	235,4	11:56'20.216
8	25.214	15.477	30.519	31.749	1'42.959	236,9	11:58'03.175
9	25.182	15.485	30.622	32.193	1'43.482	237,9	11:59'46.657
10	25.426	15.528	30.517	31.804	1'43.275	234,9	12:01'29.932
11	25.363	15.569	30.809	31.899	1'43.640	235,9	12:03'13.572
12	25.393	15.676	31.167	33.620	1'45.856	234,4	12:04'59.428
13	26.416	16.052	31.996	33.523	1'47.987	233,4	12:06'47.415

3° 44 L. MAHIAS (1'42.349)							
Lap	Seg.1	Seg.2	Seg.3	Seg.4	Lap Time	km/h	Local Time
1							11:41'03.803
2	36.320	15.681	30.901	31.722	1'54.624P	237,4	11:42'58.427
3	25.263	15.325	30.509	31.382	1'42.479	240,0	11:44'40.906
4	25.072	15.322	30.557	31.646	1'42.597	243,2	11:46'23.503
5	28.465	15.646	30.590	4'36.302	5'51.003P	239,5	11:52'14.506
6	40.778	15.881	30.989	31.931	1'59.579P	234,4	11:54'14.085
7	25.147	15.401	30.405	32.645	1'43.598	239,0	11:55'57.683
8	25.411	15.480	31.390	3'30.546	4'42.827P	239,0	12:00'40.510
9	35.119	17.003	40.307	35.431	2'07.860P	196,6	12:02'48.370
10	25.223	15.394	30.286	31.446	1'42.349	238,5	12:04'30.719
11	50.395	16.058	30.712	31.911	2'09.076	236,9	12:06'39.795

8° 16 J. CLUZEL (1'43.042)							
Lap	Seg.1	Seg.2	Seg.3	Seg.4	Lap Time	km/h	Local Time
1							11:40'31.676
2	37.077	16.214	32.014	33.188	1'58.493P	239,5	11:42'30.169
3	25.587	15.372	30.829	31.950	1'43.738	243,2	11:44'13.907
4	25.339	15.388	30.623	31.704	1'43.054	243,2	11:45'56.961
5	25.379	15.377	30.572	31.714	1'43.042	244,8	11:47'40.003
6	25.666	15.629	30.776	3'06.042	4'18.113P	242,1	11:51'58.116
7	33.718	15.842	31.630	32.506	1'53.696P	238,5	11:53'51.812

4° 36 T. GRADINGER (1'42.509)							
Lap	Seg.1	Seg.2	Seg.3	Seg.4	Lap Time	km/h	Local Time
1							11:40'28.919
2	38.700	15.825	31.983	32.759	1'59.267P	233,9	11:42'28.186
3	25.433	15.461	30.739	31.597	1'43.230	237,4	11:44'11.416
4	25.269	15.477	30.446	32.408	1'43.600	239,5	11:45'55.016
5	25.704	15.491	30.472	31.990	1'43.657	240,5	11:47'38.673
6	29.711	15.893	31.781	8'14.274	9'31.659P	237,4	11:57'10.332
7	38.052	15.885	31.521	32.786	1'58.244P	234,4	11:59'08.576
8	25.363	15.350	30.524	31.929	1'43.166	237,4	12:00'51.742
9	25.543	15.449	30.398	31.656	1'43.046	236,9	12:02'34.788
10	25.321	15.418	30.279	31.491	1'42.509	236,9	12:04'17.297
11	25.280	15.435	30.479	32.183	1'43.377	236,9	12:06'00.674

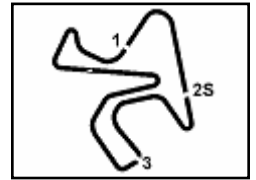
9° 32 I. VINALES (1'43.049)							
Lap	Seg.1	Seg.2	Seg.3	Seg.4	Lap Time	km/h	Local Time
1							11:40'06.114
2	32.576	15.685	31.073	44.021	2'03.355P	237,4	11:42'09.469
3	25.308	15.420	30.610	31.858	1'43.196	238,5	11:43'52.665
4	25.291	15.448	30.518	31.851	1'43.108	238,5	11:45'35.773
5	25.331	15.487	30.572	31.853	1'43.243	239,5	11:47'19.016
6	33.051	15.771	31.967	7'08.939	8'29.728P	235,4	11:55'48.744
7	44.406	21.234	39.641	35.228	2'20.509P		11:58'09.253
8	25.499	15.506	30.502	31.896	1'43.403	234,9	11:59'52.656
9	29.186	15.837	33.527	32.646	1'51.196	233,4	12:01'43.852
10	25.481	15.493	30.381	33.044	1'44.399	237,9	12:03'28.251
11	25.437	15.502	30.380	31.730	1'43.049	235,9	12:05'11.300

5° 3 R. DE ROSA (1'42.524)							
Lap	Seg.1	Seg.2	Seg.3	Seg.4	Lap Time	km/h	Local Time
1		15.687	31.131	31.903		240,0	11:41'51.434
2	25.326	15.405	30.446	31.759	1'42.936	242,1	11:43'34.370
3	25.342	15.368	30.446	31.676	1'42.832	241,6	11:45'17.202
4	25.318	15.450	30.422	31.857	1'43.047	241,6	11:47'00.249
5	27.814	16.019	31.834	2'14.486	3'30.153P	236,4	11:50'30.402

08/06/2019 P = Pits In/Out - C = Lap Time Cancelled

These data/results cannot be reproduced, stored and/or transmitted in whole or in part by any manner of electronic, mechanical, photocopying, recording, broadcasting or otherwise now known or herein after developed without the previous express consent by the copyright owner, except for reproduction in daily press and regular printed publications on sale to the public within 60 days of the event related to those data/results and always provided that copyright symbol appears together as follows below.

© DORNA WSBK ORGANIZATION Srl 2019



10° 56 P. SEBESTYEN (1'43.295)							
Lap	Seg.1	Seg.2	Seg.3	Seg.4	Lap Time	km/h	Local Time
1							11:40'03.370
2	32.581	19.036	35.585	37.567	2'04.769P	161,4	11:42'08.139
3	25.901	15.581	30.895	32.101	1'44.478	236,9	11:43'52.617
4	25.574	15.485	30.677	32.032	1'43.768	239,5	11:45'36.385
5	25.663	15.462	30.683	31.942	1'43.750	239,0	11:47'20.135
6	26.009	15.891	31.304	7'17.528	8'30.732P	234,4	11:55'50.867
7	42.796	21.206	35.939	33.475	2'13.416P		11:58'04.283
8	25.563	15.478	30.841	32.215	1'44.097	237,4	11:59'48.380
9	25.475	15.485	30.615	32.019	1'43.594	236,4	12:01'31.974
10	25.394	15.463	30.498	31.940	1'43.295	237,9	12:03'15.269
11	25.442	15.534	30.571	32.095	1'43.642	236,4	12:04'58.911

7	34.186	16.314	31.680	1'40.000	3'02.180P	231,5	11:57'49.647
8	37.735	15.585	35.049	32.460	2'00.829P	235,4	11:59'50.476
9	25.588	15.459	30.835	31.993	1'43.875	237,4	12:01'34.351
10	25.755	15.626	30.837	32.295	1'44.513	234,9	12:03'18.864
11	28.321	16.034	31.225	32.471	1'48.051	231,5	12:05'06.915

11° 94 C. PEROLARI (1'43.451)							
Lap	Seg.1	Seg.2	Seg.3	Seg.4	Lap Time	km/h	Local Time
1		15.636	31.567	32.247		242,1	11:41'52.606
2	25.441	15.357	30.846	31.807	1'43.451	242,6	11:43'36.057
3	27.705	15.823	31.751	2'49.443	4'04.722CP	238,5	11:47'40.779
4	40.655	17.520	32.104	32.874	2'03.153P	224,9	11:49'43.932
5	25.635	15.500	30.874	32.165	1'44.174	240,0	11:51'28.106
6	25.553	15.578	31.044	32.287	1'44.462	239,0	11:53'12.568
7	29.047	16.213	32.253	2'31.679	3'49.192P	235,9	11:57'01.760
8	38.986	16.308	31.818	32.275	1'59.387P	233,4	11:59'01.147
9	25.550	15.434	30.814	32.042	1'43.840	239,0	12:00'44.987

15° 84 L. CRESSON (1'43.897)							
Lap	Seg.1	Seg.2	Seg.3	Seg.4	Lap Time	km/h	Local Time
1							11:39'54.229
2	39.950	15.670	31.766	32.689	2'00.075P	238,5	11:41'54.304
3	25.878	15.720	30.874	32.355	1'44.827	235,9	11:43'39.131
4	36.437	18.879	31.058	32.602	1'58.976	239,0	11:45'38.107
5	25.744	15.601	30.988	32.630	1'44.963	239,5	11:47'23.070
6	26.290	15.696	30.895	32.437	1'45.318	237,9	11:49'08.388
7	27.398	15.814	31.172	5'19.761	6'34.145P	234,9	11:55'42.533
8	41.882	15.758	31.353	32.559	2'01.552P	234,4	11:57'44.085
9	25.714	15.543	30.856	32.313	1'44.426	234,9	11:59'28.511
10	27.628	15.503	30.787	32.178	1'46.096	237,4	12:01'14.607
11	25.559	15.486	30.668	32.184	1'43.897	237,4	12:02'58.504
12	27.597	15.892	33.301	33.986	1'50.776	228,6	12:04'49.280
13	25.819	15.529	30.821	32.884	1'45.053	236,9	12:06'34.333

12° 38 H. SOOMER (1'43.689)							
Lap	Seg.1	Seg.2	Seg.3	Seg.4	Lap Time	km/h	Local Time
1							11:40'16.611
2	36.093	15.909	31.401	32.547	1'55.950P	233,9	11:42'12.561
3	25.744	15.668	31.047	32.337	1'44.796	237,4	11:43'57.357
4	25.530	15.570	30.808	32.166	1'44.074	236,4	11:45'41.431
5	25.467	15.576	30.594	32.052	1'43.689	238,5	11:47'25.120
6	25.442	15.455	31.932	5'08.765	6'21.594P	241,0	11:53'46.714
7	36.707	15.647	31.123	32.756	1'56.233P	234,4	11:55'42.947
8	25.577	15.671	30.556	32.187	1'43.991	236,4	11:57'26.938
9	26.505	15.792	31.192	1'09.705	2'23.194P	235,9	11:59'50.132
10	33.578	15.621	30.781	32.232	1'52.212P	238,5	12:01'42.344
11	25.589	15.532	30.920	32.075	1'44.116	238,5	12:03'26.460
12	25.536	15.709	30.629	32.040	1'43.914	236,4	12:05'10.374

16° 22 F. FULIGNI (1'44.148)							
Lap	Seg.1	Seg.2	Seg.3	Seg.4	Lap Time	km/h	Local Time
1							11:41'06.990
2	33.544	15.772	31.622	32.776	1'53.714P	235,4	11:43'00.704
3	25.830	15.673	31.224	32.191	1'44.918	237,9	11:44'45.622
4	26.260	15.820	31.537	32.823	1'46.440	237,9	11:46'32.062
5	25.741	15.614	30.868	32.159	1'44.382	239,0	11:48'16.444
6	26.367	15.874	31.280	33.160	1'46.681	239,0	11:50'03.125
7	25.883	15.633	31.003	32.408	1'44.927	240,5	11:51'48.052
8	26.128	15.742	31.706	3'39.145	4'52.721P	239,0	11:56'40.773
9	36.133	16.714	32.960	35.027	2'00.834P	212,0	11:58'41.607
10	25.585	15.612	30.936	32.322	1'44.455	236,9	12:00'26.062
11	25.580	15.616	30.826	32.598	1'44.620	238,5	12:02'10.682
12	25.630	15.633	30.721	32.164	1'44.148	238,5	12:03'54.830
13	25.438	15.693	30.741	32.130	1'44.002C	237,9	12:05'38.832

13° 95 J. DANILO (1'43.758)							
Lap	Seg.1	Seg.2	Seg.3	Seg.4	Lap Time	km/h	Local Time
1							11:40'08.814
2	31.592	16.008	31.471	33.074	1'52.145P	220,4	11:42'00.959
3	25.755	15.659	31.123	35.058	1'47.595	239,0	11:43'48.554
4	25.466	15.742	30.872	40.041	1'52.121	234,9	11:45'40.675
5	25.569	15.588	30.707	32.066	1'43.930	239,0	11:47'24.605
6	25.479	15.518	30.859	32.267	1'44.123	242,6	11:49'08.728
7	29.901	15.991	32.050	7'10.327	8'28.269P	235,4	11:57'36.997
8	34.422	15.639	33.753	33.488	1'57.302CP	236,4	11:59'34.299
9	25.635	15.570	30.668	32.163	1'44.036	238,5	12:01'18.335
10	25.426	15.527	30.789	32.016	1'43.758	240,0	12:03'02.093

17° 39 B. QUERO MARTINEZ (1'44.154)							
Lap	Seg.1	Seg.2	Seg.3	Seg.4	Lap Time	km/h	Local Time
1							11:41'46.053
2	35.643	15.890	33.767	38.097	2'03.397P	231,0	11:43'49.450
3	25.992	15.772	30.897	32.393	1'45.054	232,5	11:45'34.504
4	25.947	15.783	31.038	32.022	1'44.790	232,5	11:47'19.294
5	27.671	16.026	31.589	5'53.992	7'09.278P	229,6	11:54'28.572
6	33.087	15.965	31.207	1'36.931	2'57.190P	230,0	11:57'25.762
7	33.955	16.914	35.321	37.311	2'03.501P	218,7	11:59'29.263
8	25.673	15.679	30.672	32.176	1'44.200	232,0	12:01'13.463
9	25.573	15.559	30.711	32.311	1'44.154	235,4	12:02'57.617
10	28.137	15.923	33.707	49.502	2'07.269P	227,2	12:05'04.886

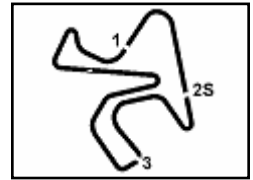
14° 6 M. HERRERA (1'43.875)							
Lap	Seg.1	Seg.2	Seg.3	Seg.4	Lap Time	km/h	Local Time
1							11:39'56.895
2	38.976	16.186	32.092	32.771	2'00.025P	234,9	11:41'56.920
3	25.883	15.543	31.357	32.426	1'45.209	236,9	11:43'42.129
4	25.834	15.564	31.122	32.191	1'44.711	236,9	11:45'26.840
5	29.065	16.006	31.439	32.448	1'48.958	234,4	11:47'15.798
6	25.980	15.727	31.901	6'18.061	7'31.669P	234,9	11:54'47.467

18° 10 N. CALERO (1'44.217)							
Lap	Seg.1	Seg.2	Seg.3	Seg.4	Lap Time	km/h	Local Time
1							11:40'09.459
2	31.916	15.801	33.566	34.470	1'55.753P	235,4	11:42'05.212
3	26.970	15.897	33.277	32.339	1'48.483	233,4	11:43'53.695
4	25.848	15.634	31.167	32.309	1'44.958	236,4	11:45'38.653
5	25.851	15.528	30.983	32.467	1'44.829	239,0	11:47'23.482
6	26.188	15.734	32.142	5'37.371	6'51.435P	238,5	11:54'14.917
7	44.014	17.321	31.454	32.835	2'05.624P	237,9	11:56'20.541
8	25.577	15.546	30.867	32.227	1'44.217	234,9	11:58'04.758
9	25.732	15.449	31.063	32.374	1'44.618	237,4	11:59'49.376
10	25.619	15.732	31.045	32.495	1'44.891	235,4	12:01'34.267

08/06/2019 P = Pits In/Out - C = Lap Time Cancelled

These data/results cannot be reproduced, stored and/or transmitted in whole or in part by any manner of electronic, mechanical, photocopying, recording, broadcasting or otherwise now known or herein after developed without the previous express consent by the copyright owner, except for reproduction in daily press and regular printed publications on sale to the public within 60 days of the event related to those data/results and always provided that copyright symbol appears together as follows below.

© DORNA WSBK ORGANIZATION Srl 2019



Jerez 4.423 m

3 / 3

11	26.315	15.629	31.008	32.303	1'45.255	237,4	12:03'19.522	4	26.667	15.828	31.783	32.802	1'47.080	227,2	11:46'03.503
12	26.317	17.092	32.170	32.566	1'48.145	188,9	12:05'07.667	5	26.068	15.731	31.413	32.961	1'46.173	227,7	11:47'49.676

19° 47 R. HARTOG (1'44.766)							
Lap	Seg.1	Seg.2	Seg.3	Seg.4	Lap Time	km/h	Local Time
1							11:40'03.237
2	34.638	16.393	32.047	33.098	1'56.176P	229,1	11:41'59.413
3	26.184	15.725	31.988	32.826	1'46.723	233,9	11:43'46.136
4	26.277	15.903	31.632	2'40.004	3'53.816P	230,5	11:47'39.952
5	38.641	17.101	32.706	33.304	2'01.752P	204,6	11:49'41.704
6	28.657	15.720	31.299	32.690	1'48.366	235,9	11:51'30.070
7	25.831	15.586	30.883	32.466	1'44.766	235,4	11:53'14.836
8	25.954	15.771	31.936	2'39.946	3'53.607P	232,5	11:57'08.443
9	35.966	16.775	32.239	33.062	1'58.042P	225,4	11:59'06.485
10	26.299	15.682	33.047	32.744	1'47.772	232,0	12:00'54.252
11	27.206	15.938	31.616	32.745	1'47.505	232,9	12:02'41.767
12	25.797	15.627	30.922	32.761	1'45.107	233,9	12:04'26.869
13	25.865	15.645	31.126	32.562	1'45.198	233,9	12:06'12.067

24° 74 J. VAN SIKKELERUS (1'46.059)							
Lap	Seg.1	Seg.2	Seg.3	Seg.4	Lap Time	km/h	Local Time
1							11:40'11.651
2	26.267	15.782	31.590	32.804	1'46.443	237,9	11:43'41.013
3	26.135	15.906	31.857	32.609	1'46.507	235,9	11:45'27.520
4	26.498	16.279	34.080	7'14.126	8'30.983P	230,0	11:53'58.503
5	36.439	22.695	32.951	33.033	2'05.118P	234,4	11:56'03.621
6	30.739	16.537	37.557	37.477	2'02.310	230,5	11:58'05.931
7	26.147	15.778	31.312	32.822	1'46.059	237,4	11:59'51.990
8	26.065	15.861	31.365	32.961	1'46.252	237,9	12:01'38.242
9	26.124	15.945	31.461	33.033	1'46.563	236,4	12:03'24.805
10	30.992	16.391	32.825	34.479	1'54.687	234,4	12:05'19.492

25° 53 G. SCONZA (1'47.662)							
Lap	Seg.1	Seg.2	Seg.3	Seg.4	Lap Time	km/h	Local Time
1							11:40'11.651
2	39.582	17.187	32.860	33.645	2'03.274P	227,2	11:42'14.925
3	26.767	16.066	32.143	33.145	1'48.121	232,0	11:44'03.046
4	26.637	15.990	32.228	33.163	1'48.018	233,4	11:45'51.064
5	26.693	16.345	32.439	33.526	1'49.003	234,9	11:47'40.067
6	27.369	16.215	32.649	5'33.869	6'50.102P	232,5	11:54'30.169
7	50.104	16.601	32.604	33.529	2'12.838P	231,0	11:56'43.007
8	26.918	15.916	31.833	33.114	1'47.781	232,5	11:58'30.788
9	26.617	15.999	31.940	33.128	1'47.684	231,5	12:00'18.472
10	26.952	17.000	34.780	33.446	1'52.178	213,2	12:02'10.650
11	26.729	15.994	31.881	33.058	1'47.662	233,9	12:03'58.312
12	26.690	16.239	32.905	33.908	1'49.742	230,0	12:05'48.054

20° 30 G. VAN STRAALLEN (1'44.876)							
Lap	Seg.1	Seg.2	Seg.3	Seg.4	Lap Time	km/h	Local Time
1							11:44'19.007
2	35.955	16.178	31.975	32.954	1'57.062P	232,5	11:46'16.069
3	26.405	15.800	31.606	32.875	1'46.686	231,5	11:48'02.755
4	26.610	15.857	31.929	4'47.122	6'01.518P	233,4	11:54'04.273
5	36.588	16.054	31.581	32.708	1'56.931P	232,9	11:56'01.204
6	26.114	15.606	31.221	32.462	1'45.403	234,4	11:57'46.607
7	26.039	15.503	31.174	32.410	1'45.126	235,9	11:59'31.733
8	26.124	15.723	31.302	32.476	1'45.625	234,9	12:01'17.358
9	25.880	15.535	31.033	32.428	1'44.876	236,4	12:03'02.234
10	26.085	15.540	31.155	32.660	1'45.440	235,9	12:04'47.674
11	26.101	15.743	31.552	33.298	1'46.694	232,0	12:06'34.368

26° 40 A. GYORFI (1'47.681)							
Lap	Seg.1	Seg.2	Seg.3	Seg.4	Lap Time	km/h	Local Time
1							11:40'18.241
2	35.883	16.655	33.464	33.898	1'59.900P	224,9	11:42'18.141
3	26.692	16.083	32.178	33.371	1'48.324	228,1	11:44'06.465
4	26.504	16.050	31.834	33.293	1'47.681	227,7	11:45'54.146

21° 4 C. STANGE (1'45.081)							
Lap	Seg.1	Seg.2	Seg.3	Seg.4	Lap Time	km/h	Local Time
1							11:39'57.342
2	38.445	16.234	31.872	33.067	1'59.618P	233,4	11:41'56.960
3	26.324	15.768	31.447	32.615	1'46.154	236,4	11:43'43.114
4	33.609	16.089	31.742	32.780	1'54.220	233,4	11:45'37.334
5	26.011	15.703	31.238	32.639	1'45.591	236,9	11:47'22.925
6	26.316	15.864	32.130	5'55.650	7'09.960P	233,4	11:54'32.885
7	47.396	16.340	33.233	33.262	2'10.231P	228,1	11:56'43.116
8	26.375	15.742	31.123	32.770	1'46.010	232,9	11:58'29.126
9	25.881	15.642	31.058	32.500	1'45.081	233,9	12:00'14.207
10	26.808	16.408	32.540	32.992	1'48.748	220,9	12:02'02.955
11	26.076	15.741	31.046	32.634	1'45.497	233,9	12:03'48.452
12	25.926	15.769	31.108	32.585	1'45.388	233,9	12:05'33.840

27° 67 G. MATERN (1'48.339)							
Lap	Seg.1	Seg.2	Seg.3	Seg.4	Lap Time	km/h	Local Time
1							11:40'45.987
2	37.219	16.829	34.104	34.539	2'02.691P	219,6	11:42'48.678
3	26.880	16.143	32.606	33.813	1'49.442	222,7	11:44'38.120
4	26.726	16.150	32.696	33.914	1'49.486	222,7	11:46'27.606
5	26.593	16.039	32.079	33.844	1'48.555	224,9	11:48'16.161
6	29.051	16.292	33.803	6'15.662	7'34.808P	223,5	11:55'50.969
7	43.096	16.563	34.425	34.310	2'08.394P	221,8	11:57'59.363
8	26.854	16.163	33.575	35.024	1'51.616	221,3	11:59'50.979
9	26.906	16.065	32.440	33.588	1'48.999	225,4	12:01'39.978
10	26.536	15.971	32.487	33.345	1'48.339	225,4	12:03'28.317
11	26.978	16.256	32.624	33.805	1'49.663	223,5	12:05'17.980

22° 23 L. ARBEL (1'45.439)							
Lap	Seg.1	Seg.2	Seg.3	Seg.4	Lap Time	km/h	Local Time
1							11:57'21.368
2	35.718	16.538	34.383	35.928	2'02.567P	223,1	11:59'23.935
3	26.511	16.212	32.030	33.481	1'48.234	224,5	12:01'12.169
4	26.228	16.005	31.478	32.445	1'46.156	225,8	12:02'58.325
5	26.115	15.826	31.275	32.545	1'45.761	227,7	12:04'44.086
6	25.892	15.877	31.244	32.426	1'45.439	228,6	12:06'29.525

23° 65 M. CANDUCCI (1'45.563)							
Lap	Seg.1	Seg.2	Seg.3	Seg.4	Lap Time	km/h	Local Time
1							11:40'31.464
2	36.870	16.148	32.658	33.720	1'59.396P	224,5	11:42'30.860
3	25.881	15.747	31.450	32.485	1'45.563	228,6	11:44'16.423

08/06/2019 P = Pits In/Out - C = Lap Time Cancelled

These data/results cannot be reproduced, stored and/or transmitted in whole or in part by any manner of electronic, mechanical, photocopying, recording, broadcasting or otherwise now known or herein after developed without the previous express consent by the copyright owner, except for reproduction in daily press and regular printed publications on sale to the public within 60 days of the event related to those data/results and always provided that copyright symbol appears together as follows below.

© DORNA WSBK ORGANIZATION Srl 2019





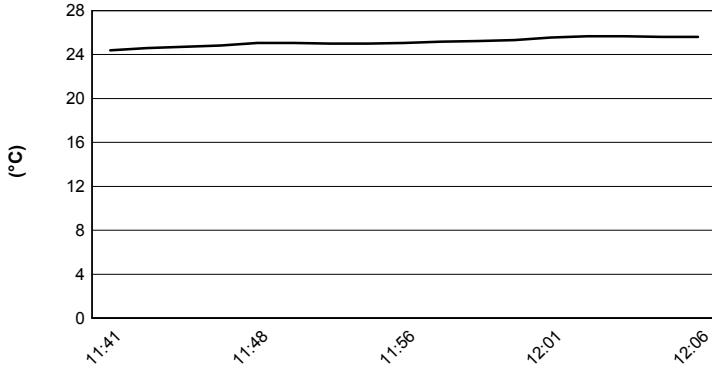
Jerez 4.423 m

Acerbis Spanish Round, 7-9 June 2019

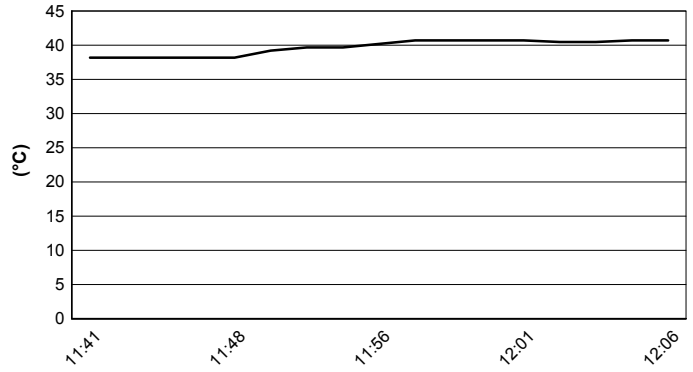
Weather Report Tissot Superpole

Session started 11:40 - Session ended 12:07


Air Temperature



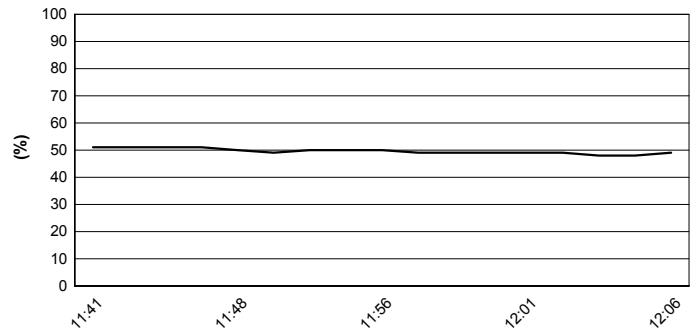
Track Temperature



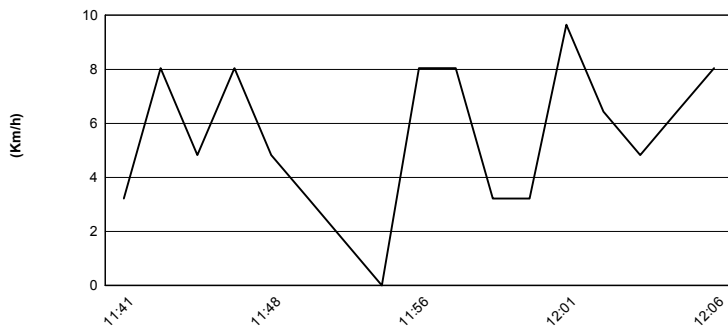
Air Pressure



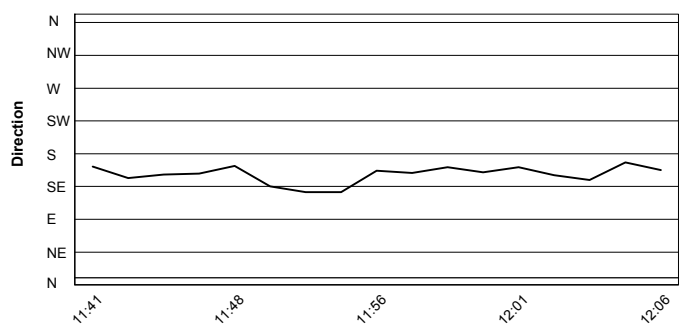
Humidity



Wind Speed



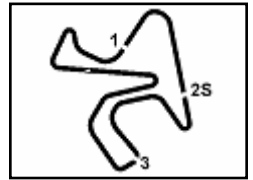
Wind Direction



08/06/2019

These data/results cannot be reproduced, stored and/or transmitted in whole or in part by any manner of electronic, mechanical, photocopying, recording, broadcasting or otherwise now known or herein after developed without the previous express consent by the copyright owner, except for reproduction in daily press and regular printed publications on sale to the public within 60 days of the event related to those data/results and always provided that copyright symbol appears together as follows below.

© DORNA WSBK ORGANIZATION Srl 2019



Jerez 4.423 m

Acerbis Spanish Round, 7-9 June 2019

Provisional Starting Grid

19 Laps x 4,423 km = 84,037 km

1	21 KRUMMENACHER R. Yamaha 1'41.775	2	64 CARICASULO F. Yamaha 1'41.965	3	44 MAHIAS L. Kawasaki 1'42.349	
2	4	36 GRADINGER T. Yamaha 1'42.509	5	3 DE ROSA R. MV Agusta 1'42.524	6	78 OKUBO H. Kawasaki 1'42.932
3	7	86 BADOVINI A. Kawasaki 1'42.959	8	16 CLUZEL J. Yamaha 1'43.042	9	32 VINALES I. Yamaha 1'43.049
4	10	56 SEBESTYEN P. Honda 1'43.295	11	94 PEROLARI C. Yamaha 1'43.451	12	38 SOOMER H. Honda 1'43.689
5	13	95 DANILO J. Honda 1'43.758	14	6 HERRERA M. Yamaha 1'43.875	15	84 CRESSON L. Yamaha 1'43.897
6	16	22 FULIGNI F. MV Agusta 1'44.148	17	39 QUERO MARTINEZ B Yamaha 1'44.154	18	10 CALERO N. Kawasaki 1'44.217
7	19	47 HARTOG R. Kawasaki 1'44.766	20	30 VAN STRAALLEN G. Kawasaki 1'44.876	21	4 STANGE C. Honda 1'45.081
8	22	23 ARBEL L. Yamaha 1'45.439	23	65 CANDUCCI M. Yamaha 1'45.563	24	74 VAN SIKKELERUS J Honda 1'46.059
9	25	53 SCONZA G. Honda 1'47.662	26	40 GYORFI A. Yamaha 1'47.681	27	67 MATERN G. Kawasaki 1'48.339
10	28	11 SMITH K. Kawasaki				

N.11 (Smith K.) is allowed to start the race according to Art. 1.15.6 (FPs)

08/06/2019 The Race Director

These data/results cannot be reproduced, stored and/or transmitted in whole or in part by any manner of electronic, mechanical, photocopying, recording, broadcasting or otherwise now known or herein after developed without the previous express consent by the copyright owner, except for reproduction in daily press and regular printed publications on sale to the public within 60 days of the event related to those data/results and always provided that copyright symbol appears together as follows below.

© DORNA WSBK ORGANIZATION Srl 2019

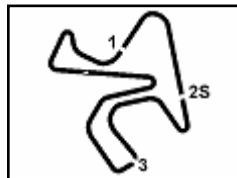
FIKR PERUGIA TIMING



Official Tyre Supplier



Official Timekeeper



Jerez 4.423 m

Acerbis Spanish Round, 7-9 June 2019

Superpole Ranking

	2016	2017	2018	2019
01 Phillip Island Grand Prix Circuit	Sofuoglu (Tur) Kaw 1'33.142 (171,8 Km/h)	Jacobsen (Usa) MvA 1'33.128 (171,8 Km/h)	Mahias (Fra) Yam 1'33.160 (171,8 Km/h)	Caricasulo (Ita) Yam 1'32.604 (172,8 Km/h)
02 Chang International Circuit	Cluzel (Fra) MvA 1'38.383 (166,6 Km/h)	Cluzel (Fra) Hon 1'37.683 (167,8 Km/h)	Mahias (Fra) Yam 1'36.738 (169,5 Km/h)	Cluzel (Fra) Yam 1'36.826 (169,3 Km/h)
03 Motorland Aragon	Sofuoglu (Tur) Kaw 1'54.000 (160,3 Km/h)	Jacobsen (Usa) MvA 1'54.948 (159,0 Km/h)	Cortese (Ger) Yam 1'53.567 (160,9 Km/h)	Gradinger (Aut) Yam 1'53.972 (160,4 Km/h)
04 TT Circuit Assen	Krummenacher (Sui) Kaw 1'39.300 (164,7 Km/h)	Sofuoglu (Tur) Kaw 1'37.805 (167,2 Km/h)	Cortese (Ger) Yam 1'37.799 (167,2 Km/h)	Krummenacher (Sui) Yam 1'38.010 (166,8 Km/h)
05 Autodromo Internazionale Enzo e Dino	Cluzel (Fra) MvA 1'51.132 (159,8 Km/h)	Jacobsen (Usa) MvA 1'51.611 (159,1 Km/h)	Mahias (Fra) Yam 1'53.042 (157,1 Km/h)	Krummenacher (Sui) Yam 1'50.239 (161,1 Km/h)
06 Circuito de Jerez Ángel Nieto	Sofuoglu (Tur) Kaw 1'42.969 (154,6 Km/h)	Caricasulo (Ita) Yam 1'43.285 (154,2 Km/h)		Krummenacher (Sui) Yam 1'41.775 (156,5 Km/h)
07 Misano World Circuit "Marco Simoncelli"	Caricasulo (Ita) Hon 1'38.097 (149,0 Km/h)	Sofuoglu (Tur) Kaw 1'38.672 (148,1 Km/h)	Caricasulo (Ita) Yam 1'37.694 (149,6 Km/h)	
08 Donington Park	Sofuoglu (Tur) Kaw 1'30.298 (160,3 Km/h)	Sofuoglu (Tur) Kaw 1'30.904 (159,2 Km/h)	Cluzel (Fra) Yam 1'30.270 (160,3 Km/h)	
09 Autódromo Internacional do Algarve		Sofuoglu (Tur) Kaw 1'45.541 (156,6 Km/h)	Mahias (Fra) Yam 1'44.588 (158,1 Km/h)	
10 Circuit de Nevers Magny-Cours	Sofuoglu (Tur) Kaw 1'55.461 (137,5 Km/h)	Tuuli (Fin) Yam 1'43.833 (152,9 Km/h)	Caricasulo (Ita) Yam 1'40.416 (158,1 Km/h)	
11 Circuit San Juan Villicum			Mahias (Fra) Yam 1'43.026 (139,8 Km/h)	
12 Losail International Circuit	Stapleford (Gbr) Tri 2'01.621 (159,2 Km/h)	Mahias (Fra) Yam 2'00.738 (160,4 Km/h)	Mahias (Fra) Yam 2'00.461 (160,8 Km/h)	

2019

- 3 R. Krummenacher
- 1 T. Gradinger
- 1 F. Caricasulo
- 1 J. Cluzel

ALL TIMES

- | | | |
|-------------------|-------------------|-------------------|
| 34 K. Sofuoglu | 3 R. Xaus | 1 C. Kellner |
| 22 S. Charpentier | 3 I. MacPherson | 1 B. MacLeod |
| 21 J. Cluzel | 3 A. Pitt | 1 J. Vd Goorbergh |
| 17 B. Parkes | 3 K. Curtain | 1 S. Sanna |
| 15 K. Muggeridge | 3 D. Salom | 1 M. Fabrizio |
| 14 F. Foret | 3 S. Cortese | 1 C. Jones |
| 14 S. Lowes | 2 P. Bontempi | 1 S. Morais |
| 10 C. Crutchlow | 2 V. Guareschi | 1 K. Coghlan |
| 7 L. Mahias | 2 J. Teuchert | 1 C. Davies |
| 6 S. Chambon | 2 M. Lagrive | 1 F. Marino |
| 6 E. Laverty | 2 L. Scassa | 1 L. Stapleford |
| 5 P. Casoli | 2 J. Lascorz | 1 N. Tuuli |
| 5 K. Fujiwara | 2 M. Pirro | 1 T. Gradinger |
| 5 C. Vermeulen | 2 M. van der Mark | |
| 5 P. Jacobsen | 1 J. Whitham | |
| 5 F. Caricasulo | 1 M. Meregalli | |
| 4 R. Krummenacher | 1 P. Riba | |

08/06/2019

These data/results cannot be reproduced, stored and/or transmitted in whole or in part by any manner of electronic, mechanical, photocopying, recording, broadcasting or otherwise now known or herein after developed without the previous express consent by the copyright owner, except for reproduction in daily press and regular printed publications on sale to the public within 60 days of the event related to those data/results and always provided that copyright symbol appears together as follows below.

© DORNA WSBK ORGANIZATION Srl 2019

FICR PERUGIA TIMING



Official Tyre Supplier



Official Timekeeper



Acerbis Spanish Round, 7-9 June 2019

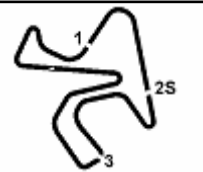
Tissot Superpole Award

	Points	Points From First	Points From Previous	February 24	March 17	April 7	April 14	May 12	June 9	June 23	July 7	September 8	September 24	October 13	October 26				
				PHILLIP ISLAND	BURIRAM	ARAGON	ASSEN	IMOLA	JEREZ	MISANO	DONINGTON PARK	PORTIMAO	MAGNY COURS	SAN JUAN	LOSAIL				
1 KRUMMENACHER Randy (SUI)	61			9	9	7	12	12	12										
2 CARICASULO Federico (ITA)	55	6		12	7	9	9	9	9										
3 CLUZEL Jules (FRA)	38	23	17	7	12	6	4	7	2										
4 GRADINGER Thomas (AUT)	34	27	4	4	3	12	3	6	6										
5 DE ROSA Raffaele (ITA)	31	30	3	6	5	4	7	4	5										
6 OKUBO Hikari (JPN)	23	38	8	2	6	1	5	5	4										
7 MAHIAS Lucas (FRA)	17	44	6	1	1	3	2	3	7										
8 VINALES Isaac (ESP)	10	51	7		4	5			1										
9 SOOMER Hannes (EST)	6	55	4				6												
10 FULIGNI Federico (ITA)	5	56	1	5															
11 BADOVINI Ayrton (ITA)	5	56	0					2	3										
12 BARBERA Hector (ESP)	5	56	0	3	2														
13 PEROLARI Corentin (FRA)	3	58	2			2	1												
14 ROCCOLI Massimo (ITA)	1	60	2					1											

08/06/2019 Odd points columns: Tissot Superpole Even points columns: Tissot Superpole Race

These data/results cannot be reproduced, stored and/or transmitted in whole or in part by any manner of electronic, mechanical, photocopying, recording, broadcasting or otherwise now known or herein after developed without the previous express consent by the copyright owner, except for reproduction in daily press and regular printed publications on sale to the public within 60 days of the event related to those data/results and always provided that copyright symbol appears together as follows below.

© DORNA WSBK ORGANIZATION Srl 2019



Acerbis Spanish Round, 7-9 June 2019

Best Laps & Speeds

No.	Rider Bike	Nat	Best Lap		FP1		FP2		FP3		SP	
			LL	SPD	LL	SPD	LL	SPD	LL	SPD	LL	SPD
1	21 R. KRUMMENACHER Yamaha YZF R6	SUI	1'41.775	50 247,5	1'41.996	16 244,7	1'42.260	18 244,7	1'42.154	9 247,5	1'41.775	7 241,0
2	64 F. CARICASULO Yamaha YZF R6	ITA	1'41.948	52 249,7	1'41.970	16 249,1	1'41.948	16 246,4	1'43.093	8 249,7	1'41.965	12 245,8
3	44 L. MAHIAS Kawasaki ZX-6R	FRA	1'42.349	56 243,1	1'43.142	18 242,6	1'43.560	18 241,5	1'42.431	10 242,6	1'42.349	10 243,1
4	36 T. GRADINGER Yamaha YZF R6	AUT	1'42.509	52 244,7	1'43.162	16 241,5	1'43.269	16 244,7	1'43.089	10 241,0	1'42.509	10 240,5
5	3 R. DE ROSA MV Agusta F3 675	ITA	1'42.524	58 248,6	1'43.465	18 248,6	1'43.136	18 245,8	1'43.147	11 246,4	1'42.524	11 242,1
6	78 H. OKUBO Kawasaki ZX-6R	JPN	1'42.932	56 245,8	1'43.603	16 244,7	1'43.201	21 245,8	1'42.947	10 243,6	1'42.932	9 245,3
7	16 J. CLUZEL Yamaha YZF R6	FRA	1'42.942	50 248,0	1'43.350	16 248,0	1'42.942	17 247,5	1'43.189	11 244,2	1'43.042	6 244,7
8	86 A. BADOVINI Kawasaki ZX-6R	ITA	1'42.959	57 242,1	1'44.201	18 240,5	1'43.925	17 240,5	1'43.608	10 242,1	1'42.959	12 237,9
9	32 I. VINALES Yamaha YZF R6	ESP	1'43.049	55 247,5	1'43.919	18 240,0	1'43.242	17 242,1	1'43.096	10 247,5	1'43.049	10 239,4
10	56 P. SEBESTYEN Honda CBR600RR	HUN	1'43.295	53 243,6	1'44.657	16 242,1	1'44.002	18 243,6	1'44.120	9 243,6	1'43.295	10 239,4
11	94 C. PEROLARI Yamaha YZF R6	FRA	1'43.451	33 250,2	1'44.600	11 250,2	1'44.384	6 243,6	1'43.729	8 244,7	1'43.451	8 242,6
12	11 K. SMITH Kawasaki ZX-6R	GBR	1'43.588	31 244,7	1'43.588	16 242,6	1'44.344	15 244,7				
13	38 H. SOOMER Honda CBR600RR	EST	1'43.689	48 241,0	1'45.113	11 240,5	1'44.829	17 241,0	1'44.008	9 240,5	1'43.689	11 241,0
14	95 J. DANILO Honda CBR600RR	FRA	1'43.758	57 243,1	1'44.948	19 240,5	1'44.600	17 243,1	1'44.053	12 243,1	1'43.758	9 242,6
15	6 M. HERRERA Yamaha YZF R6	ESP	1'43.875	49 242,1	1'46.001	19 237,4	1'45.962	9 242,1	1'45.128	11 241,0	1'43.875	10 237,4
16	84 L. CRESSON Yamaha YZF R6	BEL	1'43.897	56 243,6	1'45.082	18 241,5	1'45.320	16 243,6	1'44.437	10 241,5	1'43.897	12 239,4
17	39 B. QUERO MARTINEZ Yamaha YZF R6	ESP	1'44.059	49 239,4	1'44.242	18 239,4	1'44.412	17 239,4	1'44.059	5 235,9	1'44.154	9 235,4
18	22 F. FULIGNI MV Agusta F3 675	ITA	1'44.148	56 246,9	1'45.153	19 246,9	1'45.053	15 246,4	1'44.367	10 241,0	1'44.148	12 240,5
19	10 N. CALERO Kawasaki ZX-6R	ESP	1'44.217	52 242,1	1'45.317	17 242,1	1'45.315	14 241,0	1'44.546	10 240,0	1'44.217	11 238,9
20	30 G. VAN STRAALEN Kawasaki ZX-6R	NED	1'44.489	45 240,5	1'45.710	17 240,5	1'45.195	9 238,4	1'44.489	9 237,9	1'44.876	10 236,4
21	47 R. HARTOG Kawasaki ZX-6R	NED	1'44.766	60 239,4	1'45.665	19 239,4	1'45.723	19 238,4	1'44.823	10 236,9	1'44.766	12 235,9
22	4 C. STANGE Honda CBR600RR	GER	1'45.081	42 237,9	1'46.638	18 237,9	1'47.182	13 236,4			1'45.081	11 236,9
23	23 L. ARBEL Yamaha YZF R6	FRA	1'45.252	49 235,4	1'46.062	17 230,5	1'45.788	17 235,4	1'45.252	10 233,9	1'45.439	5 228,6
24	65 M. CANDUCCI Yamaha YZF R6	ITA	1'45.563	49 235,9	1'46.472	17 233,4	1'45.924	19 235,9	1'45.746	9 230,5	1'45.563	4 228,6
25	74 J. VAN SIKKELERUS Honda CBR600RR	NED	1'46.059	49 242,1	1'47.174	18 242,1	1'46.980	13 240,0	1'46.700	9 242,1	1'46.059	9 237,9

08/06/2019

These data/results cannot be reproduced, stored and/or transmitted in whole or in part by any manner of electronic, mechanical, photocopying, recording, broadcasting or otherwise now known or herein after developed without the previous express consent by the copyright owner, except for reproduction in daily press and regular printed publications on sale to the public within 60 days of the event related to those data/results and always provided that copyright symbol appears together as follows below.

© DORNA WSBK ORGANIZATION Srl 2019

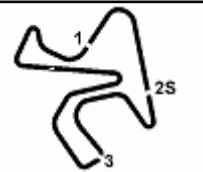
FICR PERUGIA TIMING



Official Tyre Supplier



Official Timekeeper



Jerez 4.423 m

Acerbis Spanish Round, 7-9 June 2019

Best Laps & Speeds

2 / 2

No.	Rider Bike	Nat	Best Lap		FP1		FP2		FP3		SP							
			LL	SPD	LL	SPD	LL	SPD	LL	SPD	LL	SPD						
26	53 G. SCONZA Honda CBR600RR	ITA	1'47.662		1'49.564		1'48.176		1'47.861		1'47.662							
			60	238,4	19	236,9	20	238,4	10	236,9	11	234,9						
27	40 A. GYORFI Yamaha YZF R6	HUN	1'47.681		1'49.443		1'47.766		1'48.141		1'47.681							
			49	233,9	18	232,4	19	233,9	9	230,5	3	231,4						
28	67 G. MATERN Kawasaki ZX-6R	FRA	1'48.339		1'52.745		1'50.302		1'48.912		1'48.339							
			56	227,6	18	224,4	19	227,2	9	227,6	10	225,3						

08/06/2019

These data/results cannot be reproduced, stored and/or transmitted in whole or in part by any manner of electronic, mechanical, photocopying, recording, broadcasting or otherwise now known or herein after developed without the previous express consent by the copyright owner, except for reproduction in daily press and regular printed publications on sale to the public within 60 days of the event related to those data/results and always provided that copyright symbol appears together as follows below.

© DORNA WSBK ORGANIZATION Srl 2019

FICR PERUGIA TIMING



Official Tyre Supplier



Official Timekeeper