

Acerbis Spanish Round, 7-9 June 2019

Results Last Chance Race

Laps 11 = 48,653 Km - Time of Race 21'25.381 - Avg. 136,264 km/h

Jerez 4.423 m

1 / 2

Pos	Grid	No.	Rider	Nat	Team	Bike	Class	LL	Gap	Rel.	Fastest Lap	Speed	Qualifying	Speed
1	24	21	B. SANCHEZ	ESP	Scuderia Maranga Racing	Kawasaki Ninja 400	B	11			1'55.562	188,6	2'01.025	176,8
2	5	88	B. IERACI	ITA	Kawasaki GP Project	Kawasaki Ninja 400	B	11	0.003	0.003	1'55.441	185,7	1'55.197	185,1
3	3	73	A. CARRIÓN	ESP	DEZA - BOX 77 Racing	Kawasaki Ninja 400	B	11	0.064	0.061	1'55.435	185,4	1'54.963	187,0
4	9	5	G. ERILL	ESP	DEZA - BOX 77 Racing	Kawasaki Ninja 400	A	11	1.809	1.745	1'55.719	190,2	1'55.678	183,3
5	4	85	K. SABATUCCI	ITA	Team Trasimeno Yamaha	Yamaha YZF-R3	B	11	1.834	0.025	1'55.720	186,7	1'54.969	185,7
6	14	61	Y. OKAYA	JPN	DS Junior Team	Kawasaki Ninja 400	B	11	7.659	5.825	1'55.697	189,2	1'55.904	185,4
7	17	23	P. GIACOMINI	ITA	Kawasaki GP Project	Kawasaki Ninja 400	A	11	8.083	0.424	1'55.885	187,9	1'56.666	187,3
8	25	54	B. SOFUOGLU	TUR	Turkish Puccetti Racing by TSM	Kawasaki Ninja 400	B	11	16.882	8.799	1'57.107	186,7	2'19.919	174,9
9	1	27	F. ROVELLI	ITA	Kawasaki ParkinGO Team	Kawasaki Ninja 400	B	11	17.658	0.776	1'55.623	181,8	1'54.842	185,7
10	20	19	B. MOLINA	CHI	Terra e Moto	Yamaha YZF-R3	A	11	25.625	7.967	1'57.554	189,9	1'57.265	184,5
11	21	93	A. QUINET	FRA	TGP Racing	Honda CBR500R	B	11	25.743	0.118	1'57.951	179,7	1'57.491	179,1
12	8	52	O. KÖNIG	CZE	ACCR Czech Talent Team - Willi Race	Kawasaki Ninja 400	A	11	37.709	11.966	1'55.824	186,0	1'54.991	187,9
13	22	9	S. NAUD	FRA	Flembbo Leader Team	Kawasaki Ninja 400	A	11	41.495	3.786	1'59.022	185,4	1'59.084	181,2
14	23	32	A. PELIKANOVA	CZE	Kawasaki GP Project	Kawasaki Ninja 400	B	11	41.842	0.347	1'58.725	182,4	2'00.255	180,9
15	15	77	V. SCHWARZ	CZE	ACCR Czech Talent Team - Willi Race	Kawasaki Ninja 400	B	11	1'04.888	23.046	1'55.881	188,3	1'55.999	186,7
16	7	33	K. HARTMANN	FRA	Team MHP Racing-Patrick Pons	Yamaha YZF-R3	A	11	1'08.385	3.497	1'59.135	181,8	1'55.465	184,2
17	16	82	J. HYDE	AUS	2R Racing Team	Kawasaki Ninja 400	B	11	1'21.018	12.633	1'55.898	183,6	1'56.397	183,0
18	18	39	J. PEREZ GONZALEZ	ESP	DS Junior Team	Kawasaki Ninja 400	B	11	1'34.229	13.211	1'58.048	183,0	1'56.948	186,4
-----Not Classified-----														
RET	2	30	D. BLIN	POL	Terra e Moto	Yamaha YZF-R3	B	8	3 Laps		1'55.846	189,9	1'54.870	187,3
RET	11	46	S. DI SORA	FRA	Flembbo Leader Team	Kawasaki Ninja 400	A	8	3 Laps		1'55.915	189,2	1'55.757	181,2
RET	6	78	J. FORAY	FRA	Prodina IRCOS Kawasaki	Kawasaki Ninja 400	B	8	3 Laps		1'54.895	189,9	1'55.362	186,4
RET	12	35	F. DE BRUIN	NED	Team Trasimeno Yamaha	Yamaha YZF-R3	B	8	3 Laps		1'56.037	185,7	1'55.789	184,8
RET	10	11	K. ARDUINI	ITA	2R Racing Team	Kawasaki Ninja 400	A	3	8 Laps		1'55.812	184,8	1'55.704	184,8
RET	19	84	K. ALOISI	ITA	DS Junior Team	Kawasaki Ninja 400	A	0				185,7	1'57.085	185,7
-----Disqualified-----														
DSQ	13	12	R. DORE	FRA	Team MHP Racing-Patrick Pons	Yamaha YZF-R3	B	11	8.183		1'55.890	180,3	1'55.864	183,9

AIR	Humidity:	44%	Temp:	28°C
TRACK	Condition:	Dry	Temp:	49°C

Records	Pole (SP)	2019	V.Steeman	1'52.199	141,92 Km/h
	Race (RC)	2017	A.Coppola	1'54.939	138,53 Km/h
	All Times (SP)	2019	V.Steeman	1'52.199	141,92 Km/h
Race Fastest Lap	(New Record)	Lap 3	J.Foray	1'54.895	138,59 Km/h

N.12 (Dore R.) has been disqualified according to art. 2.3.9 - 2.3.10 (Notified at Portimao)

08/06/2019 Start 15:16 End 15:39 The results are provisional until the end of the time limit for protests and appeals and the completion of the technical checks.

These data/results cannot be reproduced, stored and/or transmitted in whole or in part by any manner of electronic, mechanical, photocopying, recording, broadcasting or otherwise now known or herein after developed without the previous express consent by the copyright owner, except for reproduction in daily press and regular printed publications on sale to the public within 60 days of the event related to those data/results and always provided that copyright symbol appears together as follows below.

© DORNA WSBK ORGANIZATION Srl 2019





Acerbis Spanish Round, 7-9 June 2019
Results Last Chance Race

Jerez 4.423 m
2 / 2

Race Highlights

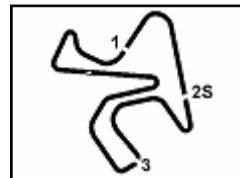
Time	No. Rider	Description
15.05.00		Pit Lane Closed
15.05.18	54 Sofuoglu	Will start the race from the back of the grid
15.13.01		Warm-up Lap Start
15.14.05	52 König	Will start the race from the back of the grid (tyre pressure)
15.14.16	78 Foray	Will start the race from the back of the grid (tyre pressure)
15.16.23		Start
15.17.35	52 König	Crashed - Turn 6
15.17.35	84 Aloisi	Crashed - Turn 6
15.17.46		No Jump Start
15.18.20	52 König	Re-joined
15.18.51	33 Hartmann	Crashed - Turn 2
15.19.01	33 Hartmann	Re-joined
15.19.27	84 Aloisi	Out
15.19.53	84 Aloisi	Medical Centre
15.23.43	11 Arduini	Crashed - Turn 9
15.24.19	82 Hyde	On the Gravel - Re-Joined - Turn 12
15.28.15	11 Arduini	Out
15.28.30	39 Perez Gonzalez	Crashed - Turn 13
15.28.42	39 Perez Gonzalez	Re-joined
15.29.52		2/3 of Race Distance Completed
15.33.49	30 Blin	Crashed - Turn 13
15.33.49	46 Di Sora	Crashed - Turn 13
15.33.49	78 Foray	Crashed - Turn 13
15.33.50	77 Schwarz	Crashed - Turn 13
15.33.50	35 de Bruin	Crashed - Turn 13
15.34.03	27 Rovelli	On Asphalt - Re-Joined - Turn 13
15.34.11	77 Schwarz	Re-joined
15.35.11	35 de Bruin	Out
15.35.16	78 Foray	Out
15.35.22	46 Di Sora	Out
15.35.34	30 Blin	Out
15.36.55	30 Blin	Medical Centre
15.39.58		End Of Session

Start End The results are provisional until the end of the time limit for protests and appeals
08/06/2019 15:16 15:39 and the completion of the technical checks.

These data/results cannot be reproduced, stored and/or transmitted in whole or in part by any manner of electronic, mechanical, photocopying, recording, broadcasting or otherwise now known or herein after developed without the previous express consent by the copyright owner, except for reproduction in daily press and regular printed publications on sale to the public within 60 days of the event related to those data/results and always provided that copyright symbol appears together as follows below.

© DORNA WSBK ORGANIZATION Srl 2019





Jerez 4.423 m

1 / 3

Acerbis Spanish Round, 7-9 June 2019

Lap Chart Last Chance Race

	Lap										
	1	2	3	4	5	6	7	8	9	10	11
1	88	88	88	88	30	73	88	85	88	88	21
2	5	73	5	5	27	88	27	73	21	21	88
3	30	30	27	27	5	85	85	88	73	73	73
4	73	27	30	30	46	27	73	27	85	5	5
5	85	5	73	46	85	46	5	21	61	61	85
6	46	46	85	85	73	5	21	30	5	85	61
7	27	85	21	73	88	30	30	5	23	12	23
8	61	21	46	61	21	21	61	61	12	23	12
9	11	61	61	21	61	61	46	46	54	54	54
10	21	11	11	77	78	78	77	78	27	27	27
11	33	77	82	78	77	77	78	77	93	19	19
12	77	82	77	35	35	35	35	35	19	93	93
13	82	35	35	23	12	12	23	23	77	52	52
14	35	23	78	12	23	23	12	12	9	9	9
15	23	78	23	54	54	54	54	54	32	32	32
16	93	12	12	19	93	93	93	19	52	77	77
17	12	93	54	93	19	19	19	93	33	33	33
18	54	54	93	9	32	32	9	9	82	82	82
19	19	19	19	32	9	9	32	32	39	39	39
20	78	9	9	39	39	52	52	52			
21	9	32	32	52	52	33	33	33			
22	32	39	39	33	33	39	39	82			
23	39	33	33	82	82	82	82	39			
24	52	52	52								

Final Result		
1	21 B. SANCHEZ	Laps 11
2	88 B. IERACI	0.003
3	73 A. CARRIÓN	0.064
4	5 G. ERILL	1.809
5	85 K. SABATUCCI	1.834
6	61 Y. OKAYA	7.659
7	23 P. GIACOMINI	8.083
8	54 B. SOFUOGLU	16.882
9	27 F. ROVELLI	17.658
10	19 B. MOLINA	25.625
11	93 A. QUINET	25.743
12	52 O. KÖNIG	37.709
13	9 S. NAUD	41.495
14	32 A. PELIKANOVA	41.842
15	77 V. SCHWARZ	1'04.888
16	33 K. HARTMANN	1'08.385
17	82 J. HYDE	1'21.018
18	39 J. PEREZ GONZALEZ	1'34.229
RET	84 K. ALOISI	
RET	30 D. BLIN	3 Laps
RET	46 S. DI SORA	3 Laps
RET	78 J. FORAY	3 Laps
RET	35 F. DE BRUIN	3 Laps
RET	11 K. ARDUINI	8 Laps
DSQ	12 R. DORE	8.183

08/06/2019

These data/results cannot be reproduced, stored and/or transmitted in whole or in part by any manner of electronic, mechanical, photocopying, recording, broadcasting or otherwise now known or herein after developed without the previous express consent by the copyright owner, except for reproduction in daily press and regular printed publications on sale to the public within 60 days of the event related to those data/results and always provided that copyright symbol appears together as follows below.

© DORNA WSBK ORGANIZATION Srl 2019





Jerez 4.423 m

Acerbis Spanish Round, 7-9 June 2019

Lap Chart Last Chance Race

2 / 3

Lap 1

1	88 B.Ieraci	2'03.293
2	5 G.Erill	0.010
3	30 D.Blin	0.186
4	73 A.Carrion	0.384
5	85 K.Sabatucci	0.464
6	46 S.Di Sora	0.755
7	27 F.Rovelli	0.771
8	61 Y.Okaya	1.494
9	11 K.Arduini	1.519
10	21 B.Sanchez	1.732
11	33 K.Hartmann	1.811
12	77 V.Schwarz	2.007
13	82 J.Hyde	2.089
14	35 F.de Bruin	2.173
15	23 P.Giacomini	2.355
16	93 A.Quinet	3.412
17	12 R.Dore	3.460
18	54 B.Sofuoglu	4.272
19	19 B.Molina	4.314
20	78 J.Foray	4.390
21	9 S.Naud	5.567
22	32 A.Pelikanova	6.918
23	39 J.Perez Gonzalez	20.199
24	52 O.König	36.529

22	39 J.Perez Gonzalez	26.524
23	33 K.Hartmann	36.425
24	52 O.König	37.282

21	33 K.Hartmann	46.335
22	39 J.Perez Gonzalez	53.932
23	82 J.Hyde	1'04.511

Lap 10

1	88 B.Ieraci	19'29.052
2	21 B.Sanchez	0.156
3	73 A.Carrion	0.233
4	5 G.Erill	1.788
5	61 Y.Okaya	2.412
6	85 K.Sabatucci	2.443
7	12 R.Dore	8.153
8	23 P.Giacomini	8.527
9	54 B.Sofuoglu	15.905
10	27 F.Rovelli	17.532
11	19 B.Molina	23.766
12	93 A.Quinet	24.061
13	52 O.König	37.518
14	9 S.Naud	38.458
15	32 A.Pelikanova	39.446
16	77 V.Schwarz	48.932
17	33 K.Hartmann	1'04.547
18	82 J.Hyde	1'16.608
19	39 J.Perez Gonzalez	1'27.711

Lap 2

1	88 B.Ieraci	3'59.496
2	73 A.Carrion	0.143
3	30 D.Blin	0.248
4	27 F.Rovelli	0.538
5	5 G.Erill	0.683
6	46 S.Di Sora	0.797
7	85 K.Sabatucci	0.865
8	21 B.Sanchez	1.091
9	61 Y.Okaya	1.385
10	11 K.Arduini	1.528
11	77 V.Schwarz	1.776
12	82 J.Hyde	2.013
13	35 F.de Bruin	2.184
14	23 P.Giacomini	2.484
15	78 J.Foray	3.697
16	12 R.Dore	3.969
17	93 A.Quinet	5.160
18	54 B.Sofuoglu	5.176
19	19 B.Molina	5.665
20	9 S.Naud	9.824
21	32 A.Pelikanova	10.677
22	39 J.Perez Gonzalez	24.111
23	33 K.Hartmann	32.197
24	52 O.König	37.107

Lap 5

1	30 D.Blin	9'48.570
2	27 F.Rovelli	0.068
3	5 G.Erill	0.211
4	46 S.Di Sora	0.323
5	85 K.Sabatucci	0.527
6	73 A.Carrion	0.790
7	88 B.Ieraci	0.919
8	21 B.Sanchez	1.019
9	61 Y.Okaya	1.560
10	78 J.Foray	1.688
11	77 V.Schwarz	2.041
12	35 F.de Bruin	2.178
13	12 R.Dore	4.317
14	23 P.Giacomini	4.750
15	54 B.Sofuoglu	8.723
16	93 A.Quinet	11.094
17	19 B.Molina	11.224
18	32 A.Pelikanova	22.344
19	9 S.Naud	22.531
20	39 J.Perez Gonzalez	29.842
21	52 O.König	37.763
22	33 K.Hartmann	41.786
23	82 J.Hyde	1'02.194

Lap 7

1	88 B.Ieraci	13'41.011
2	27 F.Rovelli	0.003
3	85 K.Sabatucci	0.134
4	73 A.Carrion	0.225
5	5 G.Erill	0.869
6	21 B.Sanchez	0.949
7	30 D.Blin	0.978
8	61 Y.Okaya	0.981
9	46 S.Di Sora	1.010
10	77 V.Schwarz	1.369
11	78 J.Foray	1.385
12	35 F.de Bruin	1.838
13	23 P.Giacomini	5.736
14	12 R.Dore	5.784
15	54 B.Sofuoglu	11.290
16	93 A.Quinet	15.616
17	19 B.Molina	15.735
18	9 S.Naud	28.231
19	32 A.Pelikanova	28.887
20	52 O.König	37.593
21	33 K.Hartmann	50.416
22	39 J.Perez Gonzalez	1'05.986
23	82 J.Hyde	1'06.810

Lap 11

1	21 B.Sanchez	21'25.381
2	88 B.Ieraci	0.003
3	73 A.Carrion	0.064
4	5 G.Erill	1.809
5	85 K.Sabatucci	1.834
6	61 Y.Okaya	7.659
7	23 P.Giacomini	8.083
8	12 R.Dore	8.183
9	54 B.Sofuoglu	16.882
10	27 F.Rovelli	17.658
11	19 B.Molina	25.625
12	93 A.Quinet	25.743
13	52 O.König	37.709
14	9 S.Naud	41.495
15	32 A.Pelikanova	41.842
16	77 V.Schwarz	1'04.888
17	33 K.Hartmann	1'08.385
18	82 J.Hyde	1'21.018
19	39 J.Perez Gonzalez	1'34.229

Lap 3

1	88 B.Ieraci	5'55.619
2	5 G.Erill	0.396
3	27 F.Rovelli	0.418
4	30 D.Blin	0.443
5	73 A.Carrion	0.446
6	85 K.Sabatucci	0.764
7	21 B.Sanchez	0.837
8	46 S.Di Sora	0.903
9	61 Y.Okaya	0.959
10	11 K.Arduini	1.217
11	82 J.Hyde	1.788
12	77 V.Schwarz	1.876
13	35 F.de Bruin	2.148
14	78 J.Foray	2.469
15	23 P.Giacomini	2.732
16	12 R.Dore	3.736
17	54 B.Sofuoglu	6.506
18	93 A.Quinet	7.330
19	19 B.Molina	7.696
20	9 S.Naud	14.493
21	32 A.Pelikanova	14.635

Lap 6

1	73 A.Carrion	11'44.807
2	88 B.Ieraci	0.123
3	85 K.Sabatucci	0.204
4	27 F.Rovelli	0.584
5	46 S.Di Sora	0.622
6	5 G.Erill	0.795
7	30 D.Blin	0.875
8	21 B.Sanchez	1.105
9	61 Y.Okaya	1.197
10	78 J.Foray	1.672
11	77 V.Schwarz	1.685
12	35 F.de Bruin	1.978
13	12 R.Dore	4.645
14	23 P.Giacomini	4.702
15	54 B.Sofuoglu	9.909
16	93 A.Quinet	13.402
17	19 B.Molina	13.584
18	32 A.Pelikanova	25.305
19	9 S.Naud	25.413
20	52 O.König	37.752

Lap 9

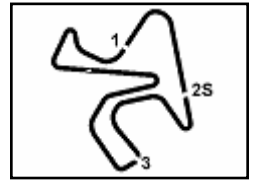
1	88 B.Ieraci	17'32.953
2	21 B.Sanchez	0.278
3	73 A.Carrion	0.897
4	85 K.Sabatucci	1.974
5	61 Y.Okaya	2.004
6	5 G.Erill	2.168
7	23 P.Giacomini	7.542
8	12 R.Dore	7.704
9	54 B.Sofuoglu	14.524
10	27 F.Rovelli	16.676
11	93 A.Quinet	21.395
12	19 B.Molina	21.674
13	77 V.Schwarz	31.940
14	9 S.Naud	34.704
15	32 A.Pelikanova	35.464
16	52 O.König	37.526
17	33 K.Hartmann	59.838
18	82 J.Hyde	1'13.044
19	39 J.Perez Gonzalez	1'20.596

08/06/2019

These data/results cannot be reproduced, stored and/or transmitted in whole or in part by any manner of electronic, mechanical, photocopying, recording, broadcasting or otherwise now known or herein after developed without the previous express consent by the copyright owner, except for reproduction in daily press and regular printed publications on sale to the public within 60 days of the event related to those data/results and always provided that copyright symbol appears together as follows below.

© DORNA WSBK ORGANIZATION Srl 2019





Jerez 4.423 m

3 / 3

Acerbis Spanish Round, 7-9 June 2019

Lap Chart Last Chance Race

Race Pace Comparison

	21 San	88 Ier	73 Cao	5 Eri	85 Sab	61 Oka	23 Gia	54 Sof	27 Rov	19 Mol	93 Qui	52 Kón	9 Nau	32 Pel
1	2'05.025	2'03.293	2'03.677	2'03.303	2'03.757	2'04.787	2'05.648	2'07.565	2'04.064	2'07.607	2'06.705	2'39.822	2'08.860	2'10.211
2	1'55.562	1'56.203	1'55.962	1'56.876	1'56.604	1'56.094	1'56.332	1'57.107	1'55.970	1'57.554	1'57.951	1'56.781	2'00.460	1'59.962
3	1'55.869	1'56.123	1'56.426	1'55.836	1'56.022	1'55.697	1'56.371	1'57.453	1'56.003	1'58.154	1'58.293	1'56.298	2'00.792	2'00.081
4	1'56.749	1'56.671	1'56.940	1'56.392	1'56.613	1'56.439	1'57.322	1'57.712	1'56.590	1'58.180	1'58.762	1'57.195	2'00.407	2'00.595
5	1'56.384	1'57.199	1'56.355	1'56.374	1'56.101	1'57.113	1'57.647	1'57.456	1'56.011	1'58.299	1'57.953	1'56.237	2'00.582	2'00.065
6	1'56.323	1'55.441	1'55.447	1'56.821	1'55.914	1'55.874	1'56.189	1'57.423	1'56.753	1'58.597	1'58.545	1'56.226	1'59.119	1'59.198
7	1'56.048	1'56.081	1'56.429	1'56.278	1'56.134	1'55.988	1'57.238	1'57.585	1'55.623	1'58.355	1'58.418	1'56.045	1'59.022	1'59.786
8	1'55.606	1'56.337	1'55.926	1'56.681	1'55.986	1'56.620	1'56.879	1'57.683	1'56.440	1'58.808	1'59.151	1'55.824	1'59.137	1'58.775
9	1'55.665	1'55.605	1'56.688	1'56.560	1'57.796	1'56.345	1'56.869	1'57.493	2'12.175	1'59.073	1'58.570	1'56.051	1'59.278	1'59.744
10	1'55.977	1'56.099	1'55.435	1'55.719	1'56.568	1'56.507	1'57.084	1'57.480	1'56.955	1'58.191	1'58.765	1'56.091	1'59.853	2'00.081
11	1'56.173	1'56.332	1'56.160	1'56.350	1'55.720	2'01.576	1'55.885	1'57.306	1'56.455	1'58.188	1'58.011	1'56.520	1'59.366	1'58.725

	12 Dor	77 Scw	33 Har	82 Hyd	39 Prz	30 Bli	46 DiS	78 For	35 deB	11 Ard
1	2'06.753	2'05.300	2'05.104	2'05.382	2'23.492	2'03.479	2'04.048	2'07.683	2'05.466	2'04.812
2	1'56.712	1'55.972	2'26.589	1'56.127	2'00.115	1'56.265	1'56.245	1'55.510	1'56.214	1'56.212
3	1'55.890	1'56.223	2'00.351	1'55.898	1'58.536	1'56.318	1'56.229	1'54.895	1'56.087	1'55.812
4	1'56.461	1'56.022	1'59.135	2'52.289	1'58.221	1'56.662	1'56.456	1'55.846	1'56.543	
5	1'57.071	1'57.094	1'59.177	2'01.068	1'58.048	1'55.846	1'55.915	1'56.324	1'56.438	
6	1'56.565	1'55.881	2'00.786	1'58.554	2'20.327	1'57.112	1'56.536	1'56.221	1'56.037	
7	1'57.343	1'55.888	2'00.285	1'58.503	2'08.258	1'56.307	1'56.592	1'55.917	1'56.064	
8	1'56.977	1'56.585	2'00.693	1'58.874	2'02.586	1'56.298	1'56.661	1'56.382	1'56.395	
9	1'56.885	2'25.928	2'00.671	1'59.302	2'03.966					
10	1'56.548	2'13.091	2'00.808	1'59.663	2'03.214					
11	1'56.359	2'12.285	2'00.167	2'00.739	2'02.847					

08/06/2019

These data/results cannot be reproduced, stored and/or transmitted in whole or in part by any manner of electronic, mechanical, photocopying, recording, broadcasting or otherwise now known or herein after developed without the previous express consent by the copyright owner, except for reproduction in daily press and regular printed publications on sale to the public within 60 days of the event related to those data/results and always provided that copyright symbol appears together as follows below.

© DORNA WSBK ORGANIZATION Srl 2019





Jerez 4.423 m

Acerbis Spanish Round, 7-9 June 2019 Best Sectors & Speed Last Chance Race

RESULTS		
1	21 B. SANCHEZ	Kawasaki Ninja 400
2	88 B. IERACI	Kawasaki Ninja 400
3	73 A. CARRIÓN	Kawasaki Ninja 400
4	5 G. ERILL	Kawasaki Ninja 400
5	85 K. SABATUCCI	Yamaha YZF-R3
6	61 Y. OKAYA	Kawasaki Ninja 400
7	23 P. GIACOMINI	Kawasaki Ninja 400
8	54 B. SOFUOGLU	Kawasaki Ninja 400
9	27 F. ROVELLI	Kawasaki Ninja 400
10	19 B. MOLINA	Yamaha YZF-R3
11	93 A. QUINET	Honda CBR500R
12	52 O. KÖNIG	Kawasaki Ninja 400
13	9 S. NAUD	Kawasaki Ninja 400
14	32 A. PELIKANOVA	Kawasaki Ninja 400
15	77 V. SCHWARZ	Kawasaki Ninja 400
16	33 K. HARTMANN	Yamaha YZF-R3
17	82 J. HYDE	Kawasaki Ninja 400
18	39 J. PEREZ GONZALEZ	Kawasaki Ninja 400
RET	84 K. ALOISI	Kawasaki Ninja 400
RET	30 D. BLIN	Yamaha YZF-R3
RET	46 S. DI SORA	Kawasaki Ninja 400
RET	78 J. FORAY	Kawasaki Ninja 400
RET	35 F. DE BRUIN	Yamaha YZF-R3
RET	11 K. ARDUINI	Kawasaki Ninja 400
DSO	12 R. DORE	Yamaha YZF-R3

SPEED		
1	5 G. ERILL	Kawasaki Ninja 400
2	19 B. MOLINA	Yamaha YZF-R3
3	78 J. FORAY	Kawasaki Ninja 400
4	30 D. BLIN	Yamaha YZF-R3
5	46 S. DI SORA	Kawasaki Ninja 400
6	61 Y. OKAYA	Kawasaki Ninja 400
7	21 B. SANCHEZ	Kawasaki Ninja 400
8	77 V. SCHWARZ	Kawasaki Ninja 400
9	23 P. GIACOMINI	Kawasaki Ninja 400
10	85 K. SABATUCCI	Yamaha YZF-R3
11	54 B. SOFUOGLU	Kawasaki Ninja 400
12	52 O. KÖNIG	Kawasaki Ninja 400
13	35 F. DE BRUIN	Yamaha YZF-R3
14	84 K. ALOISI	Kawasaki Ninja 400
15	88 B. IERACI	Kawasaki Ninja 400
16	73 A. CARRIÓN	Kawasaki Ninja 400
17	9 S. NAUD	Kawasaki Ninja 400
18	11 K. ARDUINI	Kawasaki Ninja 400
19	82 J. HYDE	Kawasaki Ninja 400
20	39 J. PEREZ GONZALEZ	Kawasaki Ninja 400
21	32 A. PELIKANOVA	Kawasaki Ninja 400
22	33 K. HARTMANN	Yamaha YZF-R3
23	27 F. ROVELLI	Kawasaki Ninja 400
24	12 R. DORE	Yamaha YZF-R3
25	93 A. QUINET	Honda CBR500R

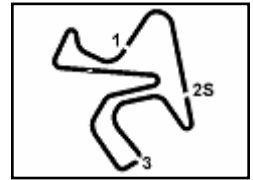
SEG. 1		SEG. 2		SEG. 3		SEG. 4		
1	30 D. BLIN	27.873	1	78 J. FORAY	17.329	1	85 K. SABATUCCI	35.586
2	73 A. CARRIÓN	27.941	2	61 Y. OKAYA	17.380	2	46 S. DI SORA	35.732
3	78 J. FORAY	27.973	3	21 B. SANCHEZ	17.462	3	73 A. CARRIÓN	35.747
4	5 G. ERILL	28.028	4	23 P. GIACOMINI	17.507	4	21 B. SANCHEZ	35.788
5	61 Y. OKAYA	28.050	5	11 K. ARDUINI	17.517	5	61 Y. OKAYA	35.792
6	46 S. DI SORA	28.051	6	5 G. ERILL	17.543	6	88 B. IERACI	35.794
7	52 O. KÖNIG	28.079	7	46 S. DI SORA	17.552	7	30 D. BLIN	35.795
8	27 F. ROVELLI	28.083	8	77 V. SCHWARZ	17.570	8	5 G. ERILL	35.887
9	77 V. SCHWARZ	28.091	9	88 B. IERACI	17.585	9	78 J. FORAY	35.896
10	85 K. SABATUCCI	28.106	10	35 F. DE BRUIN	17.595	10	27 F. ROVELLI	35.902
11	23 P. GIACOMINI	28.141	11	30 D. BLIN	17.637	11	82 J. HYDE	35.914
12	21 B. SANCHEZ	28.168	12	73 A. CARRIÓN	17.667	12	77 V. SCHWARZ	35.918
13	82 J. HYDE	28.176	13	85 K. SABATUCCI	17.671	13	11 K. ARDUINI	35.920
14	12 R. DORE	28.183	14	82 J. HYDE	17.707	14	35 F. DE BRUIN	35.976
15	88 B. IERACI	28.188	15	54 B. SOFUOGLU	17.719	15	12 R. DORE	36.028
16	35 F. DE BRUIN	28.262	16	12 R. DORE	17.723	16	23 P. GIACOMINI	36.054
17	54 B. SOFUOGLU	28.275	17	19 B. MOLINA	17.766	17	52 O. KÖNIG	36.090
18	19 B. MOLINA	28.451	18	52 O. KÖNIG	17.776	18	54 B. SOFUOGLU	36.318
19	33 K. HARTMANN	28.488	19	27 F. ROVELLI	17.787	19	19 B. MOLINA	36.619
20	39 J. PEREZ GONZALEZ	28.498	20	33 K. HARTMANN	17.859	20	33 K. HARTMANN	36.676
21	11 K. ARDUINI	28.533	21	84 K. ALOISI	17.911	21	93 A. QUINET	36.731
22	93 A. QUINET	28.655	22	39 J. PEREZ GONZALEZ	18.080	22	39 J. PEREZ GONZALEZ	36.777
23	32 A. PELIKANOVA	28.733	23	9 S. NAUD	18.173	23	32 A. PELIKANOVA	36.896
24	9 S. NAUD	29.115	24	32 A. PELIKANOVA	18.178	24	9 S. NAUD	36.935
25	84 K. ALOISI	37.012	25	93 A. QUINET	18.181			

08/06/2019

These data/results cannot be reproduced, stored and/or transmitted in whole or in part by any manner of electronic, mechanical, photocopying, recording, broadcasting or otherwise now known or herein after developed without the previous express consent by the copyright owner, except for reproduction in daily press and regular printed publications on sale to the public within 60 days of the event related to those data/results and always provided that copyright symbol appears together as follows below.

© DORNA WSBK ORGANIZATION Srl 2019





Jerez 4.423 m

Acerbis Spanish Round, 7-9 June 2019

Chronological Analysis Last Chance Race

Start at 15:16'09.129

1 / 3

1° 21 B. SANCHEZ (1'55.562)							
Lap	Seg.1	Seg.2	Seg.3	Seg.4	Lap Time	km/h	Local Time
1		17.847	34.362	36.485	2'05.025	185,4	15:18'14.154
2	28.478	17.540	33.756	35.788	1'55.562	183,6	15:20'09.716
3	28.199	17.462	34.166	36.042	1'55.869	188,6	15:22'05.585
4	28.805	17.542	34.273	36.129	1'56.749	187,9	15:24'02.334
5	29.000	17.847	33.702	35.835	1'56.384	180,0	15:25'58.718
6	28.211	17.608	34.584	35.920	1'56.323	183,0	15:27'55.041
7	28.285	17.620	34.062	36.081	1'56.048	184,8	15:29'51.089
8	28.168	17.828	33.726	35.884	1'55.606	181,2	15:31'46.695
9	28.401	17.651	33.662	35.951	1'55.665	185,4	15:33'42.360
10	28.261	17.805	33.763	36.148	1'55.977	178,8	15:35'38.337
11	28.227	17.940	33.929	36.077	1'56.173	176,3	15:37'34.510
Race Time 21'25.381							

2° 88 B. IERACI (1'55.441)							
Lap	Seg.1	Seg.2	Seg.3	Seg.4	Lap Time	km/h	Local Time
1		18.181	34.087	36.345	2'03.293	178,0	15:18'12.422
2	28.575	17.921	33.718	35.989	1'56.203	178,6	15:20'08.625
3	28.196	18.000	33.772	36.155	1'56.123	180,0	15:22'04.748
4	28.541	18.090	33.863	36.177	1'56.671	177,7	15:24'01.419
5	28.302	18.058	33.823	37.016	1'57.199	178,3	15:25'58.618
6	28.188	17.585	33.874	35.794	1'55.441	182,1	15:27'54.059
7	28.367	18.011	33.640	36.063	1'56.081	185,7	15:29'50.140
8	28.323	17.938	34.177	35.899	1'56.337	179,1	15:31'46.477
9	28.338	17.829	33.572	35.866	1'55.605	179,1	15:33'42.082
10	28.222	17.956	33.774	36.147	1'56.099	178,3	15:35'38.181
11	28.340	17.965	33.811	36.216	1'56.332	180,0	15:37'34.513
Race Time 21'25.384							

3° 73 A. CARRIÓN (1'55.435)							
Lap	Seg.1	Seg.2	Seg.3	Seg.4	Lap Time	km/h	Local Time
1		18.008	34.522	36.166	2'03.677	181,2	15:18'12.806
2	28.408	17.921	33.718	35.915	1'55.962	184,8	15:20'08.768
3	28.140	18.043	33.897	36.346	1'56.426	178,8	15:22'05.194
4	28.361	18.070	34.340	36.169	1'56.940	174,9	15:24'02.134
5	28.555	17.731	34.322	35.747	1'56.355	185,4	15:25'58.489
6	28.165	17.667	33.461	36.154	1'55.447	182,4	15:27'53.936
7	28.251	18.147	34.180	35.851	1'56.429	175,7	15:29'50.365
8	28.257	17.937	33.849	35.883	1'55.926	182,7	15:31'46.291
9	28.442	17.945	33.851	36.450	1'56.688	180,6	15:33'42.979
10	27.941	17.784	33.655	36.055	1'55.435	180,6	15:35'38.414
11	28.235	17.936	34.141	35.848	1'56.160	179,1	15:37'34.574
Race Time 21'25.445							

4° 5 G. ERILL (1'55.719)							
Lap	Seg.1	Seg.2	Seg.3	Seg.4	Lap Time	km/h	Local Time
1		17.982	34.066	36.136	2'03.303	187,0	15:18'12.432
2	28.462	18.114	34.135	36.165	1'56.876	180,9	15:20'09.308
3	28.028	17.870	33.960	35.978	1'55.836	180,0	15:22'05.144
4	28.354	18.095	33.855	36.088	1'56.392	176,8	15:24'01.536
5	28.321	18.095	34.014	35.944	1'56.374	182,7	15:25'57.910
6	28.570	17.905	34.459	35.887	1'56.821	180,6	15:27'54.731
7	28.066	17.792	34.042	36.378	1'56.278	181,8	15:29'51.009
8	28.219	18.257	33.931	36.274	1'56.681	183,3	15:31'47.690
9	28.843	17.543	33.914	36.260	1'56.560	190,2	15:33'44.250
10	28.187	17.810	33.643	36.079	1'55.719	185,4	15:35'39.969
11	28.073	18.054	33.732	36.491	1'56.350	178,0	15:37'36.319
Race Time 21'27.190							

5° 85 K. SABATUCCI (1'55.720)							
Lap	Seg.1	Seg.2	Seg.3	Seg.4	Lap Time	km/h	Local Time
1		18.065	34.796	36.029	2'03.757	173,8	15:18'12.886
2	28.459	17.858	34.230	36.057	1'56.604	182,1	15:20'09.490
3	28.106	17.671	34.136	36.109	1'56.022	184,8	15:22'05.512
4	28.584	17.747	33.993	36.289	1'56.613	184,8	15:24'02.125

5	28.478	17.708	34.329	35.586	1'56.101	184,2	15:25'58.226
6	28.107	17.989	34.105	35.713	1'55.914	176,0	15:27'54.140
7	28.131	18.106	33.970	35.927	1'56.134	179,4	15:29'50.274
8	28.228	17.935	33.802	36.021	1'55.986	180,3	15:31'46.260
9	28.866	17.838	33.840	37.252	1'57.796	186,7	15:33'44.056
10	28.219	17.932	34.261	36.156	1'56.568	177,7	15:35'40.624
11	28.148	17.916	33.748	35.908	1'55.720	176,8	15:37'36.344
Race Time 21'27.215							

6° 61 Y. OKAYA (1'55.697)							
Lap	Seg.1	Seg.2	Seg.3	Seg.4	Lap Time	km/h	Local Time
1		17.900	34.602	36.351	2'04.787	186,0	15:18'13.916
2	28.121	17.605	34.088	36.280	1'56.094	188,9	15:20'10.010
3	28.229	17.472	33.971	36.025	1'55.697	188,9	15:22'05.707
4	28.841	17.655	34.151	35.792	1'56.439	189,2	15:24'02.146
5	28.064	17.959	34.845	36.245	1'57.113	183,0	15:25'59.259
6	28.050	17.380	34.518	35.926	1'55.874	189,2	15:27'55.133
7	28.098	17.759	34.143	35.988	1'55.988	189,2	15:29'51.121
8	28.228	17.828	34.058	36.506	1'56.620	187,3	15:31'47.741
9	28.368	17.679	33.956	36.342	1'56.345	186,4	15:33'44.086
10	28.412	17.827	34.033	36.235	1'56.507	186,4	15:35'40.593
11	30.745	18.426	34.688	37.717	2'01.576	177,1	15:37'42.169
Race Time 21'33.040							

7° 23 P. GIACOMINI (1'55.885)							
Lap	Seg.1	Seg.2	Seg.3	Seg.4	Lap Time	km/h	Local Time
1		18.242	33.855	36.383	2'05.648	184,8	15:18'14.777
2	28.764	17.507	33.970	36.091	1'56.332	187,9	15:20'11.109
3	28.506	17.869	33.653	36.343	1'56.371	184,2	15:22'07.480
4	28.141	17.631	34.120	37.430	1'57.322	186,4	15:24'04.802
5	28.801	18.208	34.388	36.250	1'57.647	175,7	15:26'02.449
6	28.325	17.874	33.889	36.101	1'56.189	181,5	15:27'58.638
7	28.577	18.016	34.223	36.422	1'57.238	177,1	15:29'55.876
8	28.401	18.010	34.041	36.427	1'56.879	177,7	15:31'52.755
9	28.535	18.121	33.759	36.454	1'56.869	176,0	15:33'49.624
10	28.537	18.069	34.242	36.236	1'57.084	175,7	15:35'46.708
11	28.268	17.950	33.613	36.054	1'55.885	180,6	15:37'42.593
Race Time 21'33.464							

8° 12 R. DORE (1'55.890)							
Lap	Seg.1	Seg.2	Seg.3	Seg.4	Lap Time	km/h	Local Time
1		18.254	34.816	36.555	2'06.753	180,3	15:18'15.882
2	28.735	17.939	34.010	36.028	1'56.712	175,2	15:20'12.594
3	28.183	17.723	33.788	36.196	1'55.890	177,4	15:22'08.484
4	28.256	17.964	34.138	36.103	1'56.461	175,7	15:24'04.945
5	28.743	18.138	34.158	36.032	1'57.071	175,2	15:26'02.016
6	28.217	18.032	34.053	36.263	1'56.565	174,6	15:27'58.581
7	28.818	17.933	34.375	36.217	1'57.343	175,2	15:29'55.924
8	28.471	18.105	34.019	36.382	1'56.977	178,3	15:31'52.901
9	28.689	18.000	33.865	36.331	1'56.885	177,7	15:33'49.786
10	28.492	18.037	33.880	36.139	1'56.548	178,8	15:35'46.334
11	28.256	18.068	34.007	36.028	1'56.359	174,1	15:37'42.693
Race Time 21'33.564							

9° 54 B. SOFUOGLU (1'57.107)							
Lap	Seg.1	Seg.2	Seg.3	Seg.4	Lap Time	km/h	Local Time
1		17.972	34.676	36.789	2'07.565	186,7	15:18'16.694
2	28.883	17.719	34.187	36.318	1'57.107	183,6	15:20'13.801
3	28.288	17.959	34.122	37.084	1'57.453	176,6	15:22'11.254
4	28.456	18.210	34.547	36.499	1'57.712	166,7	15:24'08.966
5	28.275	18.158	34.191	36.832	1'57.456	173,0	15:26'06.422
6	28.488	18.203	34.248	36.484	1'57.423	174,3	15:28'03.845
7	28.408	18.300	34.287	36.590	1'57.585	173,3	15:30'01.430
8	28.514	18.310	34.209	36.650	1'57.683	167,0	15:31'59.113
9	28.380	18.252	34.137	36.724	1'57.493	173,5	15:33'56.606
10	28.625	18.194	34.163	36.498	1'57.480	172,4	15:35'54.086

08/06/2019

P = Pits In/Out - C = Lap Time Cancelled

These data/results cannot be reproduced, stored and/or transmitted in whole or in part by any manner of electronic, mechanical, photocopying, recording, broadcasting or otherwise now known or herein after developed without the previous express consent by the copyright owner, except for reproduction in daily press and regular printed publications on sale to the public within 60 days of the event related to those data/results and always provided that copyright symbol appears together as follows below.

© DORNA WSBK ORGANIZATION Srl 2019



Official Fuel Supplier

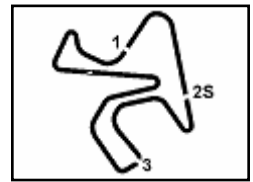


FKR PERUGIA TIMING

Official Tyre Supplier



Official Timekeeper



Jerez 4.423 m

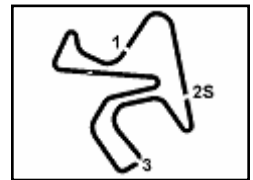
Acerbis Spanish Round, 7-9 June 2019

Chronological Analysis Last Chance Race

Start at 15:16'09.129

2 / 3

Lap	Seg.1	Seg.2	Seg.3	Seg.4	Lap Time	km/h	Local Time								
11	28.475	18.206	34.216	36.409	1'57.306	167,5	15:37'51.392	3	29.429	18.427	35.330	37.606	2'00.792	176,3	15:22'19.241
								4	29.371	18.448	35.272	37.316	2'00.407	174,3	15:24'19.648
								5	29.368	18.462	35.356	37.396	2'00.582	175,2	15:26'20.230
								6	29.177	18.173	34.834	36.935	1'59.119	180,9	15:28'19.349
								7	29.139	18.271	34.668	36.944	1'59.022	176,0	15:30'18.371
								8	29.142	18.253	34.775	36.967	1'59.137	176,8	15:32'17.508
								9	29.115	18.376	34.755	37.032	1'59.278	174,6	15:34'16.786
								10	29.522	18.386	34.932	37.013	1'59.853	174,9	15:36'16.639
								11	29.136	18.399	34.787	37.044	1'59.366	175,7	15:38'16.005
								Race Time 2'14'22.263							
10° 27 F. ROVELLI (1'55.623)															
Lap	Seg.1	Seg.2	Seg.3	Seg.4	Lap Time	km/h	Local Time								
1		18.484	35.014	36.060	2'04.064	169,5	15:18'13.193								
2	28.247	17.840	33.981	35.902	1'55.970	178,0	15:20'09.163								
3	28.083	17.833	33.593	36.494	1'56.003	180,9	15:22'05.166								
4	28.553	17.995	33.928	36.114	1'56.590	179,1	15:24'01.756								
5	28.164	17.901	33.868	36.078	1'56.011	178,6	15:25'57.767								
6	28.430	18.035	34.337	35.951	1'56.753	171,4	15:27'54.520								
7	28.182	17.813	33.688	35.940	1'55.623	179,1	15:29'50.143								
8	28.744	17.787	33.975	35.934	1'56.440	181,2	15:31'46.583								
9	28.619	18.049	33.683	51.824	2'12.175	181,8	15:33'58.758								
10	28.970	18.067	33.816	36.102	1'56.955	172,4	15:35'55.713								
11	28.137	18.045	33.943	36.330	1'56.455	173,0	15:37'52.168								
								Race Time 2'14'43.039							
11° 19 B. MOLINA (1'57.554)															
Lap	Seg.1	Seg.2	Seg.3	Seg.4	Lap Time	km/h	Local Time								
1		18.215	34.584	37.016	2'07.607	189,9	15:18'16.736								
2	28.711	17.766	34.137	36.940	1'57.554	183,6	15:20'14.290								
3	28.451	18.322	34.462	36.919	1'58.154	182,1	15:22'12.444								
4	28.568	18.005	34.436	37.171	1'58.180	179,1	15:24'10.624								
5	28.865	18.295	34.520	36.619	1'58.299	178,3	15:26'08.923								
6	28.826	18.147	34.433	37.191	1'58.597	180,6	15:28'07.520								
7	28.774	18.370	34.313	36.898	1'58.355	181,2	15:30'05.875								
8	29.202	18.433	34.430	36.743	1'58.808	178,3	15:32'04.683								
9	28.819	18.328	34.767	37.159	1'59.073	176,6	15:34'03.756								
10	28.562	18.359	34.335	36.935	1'58.191	174,9	15:36'01.947								
11	28.785	18.246	34.398	36.759	1'58.188	176,6	15:38'00.135								
								Race Time 2'15'10.006							
12° 93 A. QUINET (1'57.951)															
Lap	Seg.1	Seg.2	Seg.3	Seg.4	Lap Time	km/h	Local Time								
1		18.349	34.304	36.731	2'06.705	179,7	15:18'15.834								
2	28.725	18.286	34.001	36.939	1'57.951	177,7	15:20'13.785								
3	28.836	18.492	34.104	36.861	1'58.293	177,7	15:22'12.078								
4	28.655	18.352	34.473	37.282	1'58.762	171,1	15:24'10.840								
5	28.812	18.199	34.057	36.885	1'57.953	179,4	15:26'08.793								
6	28.812	18.297	34.351	37.085	1'58.545	173,3	15:28'07.338								
7	28.892	18.300	34.253	36.973	1'58.418	172,4	15:30'05.756								
8	29.076	18.656	34.569	36.850	1'59.151	170,8	15:32'04.907								
9	28.727	18.227	34.260	37.356	1'58.570	178,0	15:34'03.477								
10	28.763	18.490	34.419	37.093	1'58.765	171,1	15:36'02.242								
11	28.783	18.181	34.304	36.743	1'58.011	176,6	15:38'00.253								
								Race Time 2'15'11.124							
13° 52 O. KÖNIG (1'55.824)															
Lap	Seg.1	Seg.2	Seg.3	Seg.4	Lap Time	km/h	Local Time								
1		17.776	1'08.318	36.821	2'39.822	186,0	15:18'48.951								
2	28.387	18.048	34.107	36.239	1'56.781	176,8	15:20'45.732								
3	28.227	17.983	33.847	36.241	1'56.298	178,8	15:22'42.030								
4	28.856	18.060	33.943	36.336	1'57.195	177,1	15:24'39.225								
5	28.137	18.016	33.858	36.226	1'56.237	177,4	15:26'35.462								
6	28.229	17.983	33.761	36.253	1'56.226	178,8	15:28'31.688								
7	28.292	17.971	33.692	36.090	1'56.045	177,7	15:30'27.733								
8	28.205	17.961	33.481	36.177	1'55.824	178,8	15:32'23.557								
9	28.275	17.972	33.517	36.287	1'56.051	178,6	15:34'19.608								
10	28.079	17.777	34.004	36.231	1'56.091	179,7	15:36'15.699								
11	28.231	18.021	33.779	36.489	1'56.520	177,4	15:38'12.219								
								Race Time 2'20'03.090							
14° 9 S. NAUD (1'59.022)															
Lap	Seg.1	Seg.2	Seg.3	Seg.4	Lap Time	km/h	Local Time								
1		18.231	35.445	37.492	2'08.860	185,4	15:18'17.989								
2	29.489	18.267	35.375	37.329	2'00.460	178,6	15:20'18.449								
15° 32 A. PELIKANOVA (1'58.725)															
Lap	Seg.1	Seg.2	Seg.3	Seg.4	Lap Time	km/h	Local Time								
1															
2	29.273	18.308	35.061	37.320	1'59.962	179,1	15:20'19.302								
3	29.316	18.229	35.002	37.534	2'00.081	181,2	15:22'19.383								
4	29.794	18.401	34.999	37.401	2'00.595	175,4	15:24'19.978								
5	29.336	18.239	34.921	37.569	2'00.065	179,4	15:26'20.043								
6	28.954	18.360	34.666	37.218	1'59.198	176,6	15:28'19.241								
7	29.020	18.522	35.139	37.105	1'59.786	174,6	15:30'19.027								
8	28.733	18.190	34.956	36.896	1'58.775	182,1	15:32'17.802								
9	29.139	18.178	35.054	37.373	1'59.744	182,4	15:34'17.546								
10	29.146	18.283	35.582	37.070	2'00.081	175,2	15:36'17.627								
11	28.861	18.238	34.563	37.063	1'58.725	180,0	15:38'16.352								
								Race Time 2'20'07.223							
16° 77 V. SCHWARZ (1'55.881)															
Lap	Seg.1	Seg.2	Seg.3	Seg.4	Lap Time	km/h	Local Time								
1															
2	28.276	17.570	34.002	36.124	1'55.972	186,7	15:20'10.401								
3	28.388	17.803	33.874	36.158	1'56.223	185,1	15:22'06.624								
4	28.146	17.641	34.107	36.128	1'56.022	188,3	15:24'02.646								
5	28.652	18.017	33.763	36.662	1'57.094	184,5	15:25'59.740								
6	28.266	17.909	33.788	35.918	1'55.881	182,7	15:27'55.621								
7	28.342	17.829	33.587	36.130	1'55.888	181,8	15:29'51.509								



Jerez 4.423 m

3 / 3

Acerbis Spanish Round, 7-9 June 2019

Chronological Analysis Last Chance Race

Start at 15:16'09.129

10	29.130	18.450	34.765	37.318	1'59.663	170,3	15:36'54.789
11	29.305	18.522	35.142	37.770	2'00.739	170,1	15:38'55.528

Race Time 22'46.399

19° 39 J. PEREZ GONZALEZ (1'58.048)							
Lap	Seg.1	Seg.2	Seg.3	Seg.4	Lap Time	km/h	Local Time
1		18.090	50.820	37.864	2'23.492	183,0	15:18'32.621
2	29.323	18.610	35.006	37.176	2'00.115	173,3	15:20'32.736
3	28.965	18.299	34.224	37.048	1'58.536	174,9	15:22'31.272
4	28.897	18.331	34.197	36.796	1'58.221	171,1	15:24'29.493
5	28.535	18.414	34.322	36.777	1'58.048	173,3	15:26'27.541
6	28.498	18.080	33.837	59.912	2'20.327	174,1	15:28'47.868
7	30.247	18.822	35.982	43.207	2'08.258	169,5	15:30'56.126
8	30.254	18.531	35.336	38.465	2'02.586	171,4	15:32'58.712
9	29.589	19.042	36.350	38.985	2'03.966	170,3	15:35'02.678
10	29.868	19.058	35.464	38.824	2'03.214	167,0	15:37'05.892
11	29.697	19.148	35.376	38.626	2'02.847	166,0	15:39'08.739

Race Time 22'59.610

RET 30 D. BLIN (1'55.846)							
Lap	Seg.1	Seg.2	Seg.3	Seg.4	Lap Time	km/h	Local Time
1		18.347	34.438	36.113	2'03.479	178,3	15:18'12.608
2	28.487	17.951	33.987	35.840	1'56.265	185,7	15:20'08.873
3	28.189	18.090	33.834	36.205	1'56.318	184,8	15:22'05.191
4	29.073	17.637	33.688	36.264	1'56.662	189,2	15:24'01.853
5	28.183	17.984	33.807	35.872	1'55.846	188,3	15:25'57.699
6	28.566	18.094	34.657	35.795	1'57.112	176,0	15:27'54.811
7	28.126	17.653	34.302	36.226	1'56.307	187,6	15:29'51.118
8	28.338	17.868	33.632	36.460	1'56.298	189,9	15:31'47.416

Race Time 15'38.287

RET 46 S. DI SORA (1'55.915)							
Lap	Seg.1	Seg.2	Seg.3	Seg.4	Lap Time	km/h	Local Time
1		18.057	34.597	36.145	2'04.048	181,5	15:18'13.177
2	28.360	17.843	34.194	35.848	1'56.245	185,7	15:20'09.422
3	28.331	17.620	33.909	36.369	1'56.229	185,7	15:22'05.651
4	28.837	17.575	34.085	35.959	1'56.456	189,2	15:24'02.107
5	28.230	17.906	33.861	35.918	1'55.915	176,0	15:25'58.022
6	28.557	17.704	34.543	35.732	1'56.536	179,1	15:27'54.558
7	28.051	17.958	34.166	36.417	1'56.592	178,6	15:29'51.150
8	28.548	17.552	33.711	36.850	1'56.661	186,4	15:31'47.811

Race Time 15'38.682

RET 78 J. FORAY (1'54.895)							
Lap	Seg.1	Seg.2	Seg.3	Seg.4	Lap Time	km/h	Local Time
1		17.927	34.572	36.986	2'07.683	185,1	15:18'16.812
2	28.142	17.736	33.608	36.024	1'55.510	183,0	15:20'12.322
3	27.973	17.630	33.396	35.896	1'54.895	183,9	15:22'07.217
4	28.233	17.511	34.075	36.027	1'55.846	186,4	15:24'03.063
5	28.408	17.932	34.028	35.956	1'56.324	183,9	15:25'59.387
6	28.025	17.329	34.592	36.275	1'56.221	189,9	15:27'55.608
7	28.036	17.417	34.199	36.265	1'55.917	184,2	15:29'51.525
8	28.583	17.502	34.001	36.296	1'56.382	187,3	15:31'47.907

Race Time 15'38.778

RET 35 F. DE BRUIN (1'56.037)							
Lap	Seg.1	Seg.2	Seg.3	Seg.4	Lap Time	km/h	Local Time
1		18.121	34.542	36.525	2'05.466	183,0	15:18'14.595
2	28.679	17.595	33.945	35.995	1'56.214	185,7	15:20'10.809
3	28.262	17.799	34.050	35.976	1'56.087	184,5	15:22'06.896
4	28.263	17.863	34.171	36.246	1'56.543	182,7	15:24'03.439
5	28.338	17.947	34.008	36.145	1'56.438	180,0	15:25'59.877
6	28.372	17.731	33.933	36.001	1'56.037	183,9	15:27'55.914
7	28.286	17.744	33.705	36.329	1'56.064	183,6	15:29'51.978
8	28.569	17.902	33.766	36.158	1'56.395	178,8	15:31'48.373

Race Time 15'39.244

08/06/2019 P = Pits In/Out - C = Lap Time Cancelled

These data/results cannot be reproduced, stored and/or transmitted in whole or in part by any manner of electronic, mechanical, photocopying, recording, broadcasting or otherwise now known or herein after developed without the previous express consent by the copyright owner, except for reproduction in daily press and regular printed publications on sale to the public within 60 days of the event related to those data/results and always provided that copyright symbol appears together as follows below.

© DORNA WSBK ORGANIZATION Srl 2019





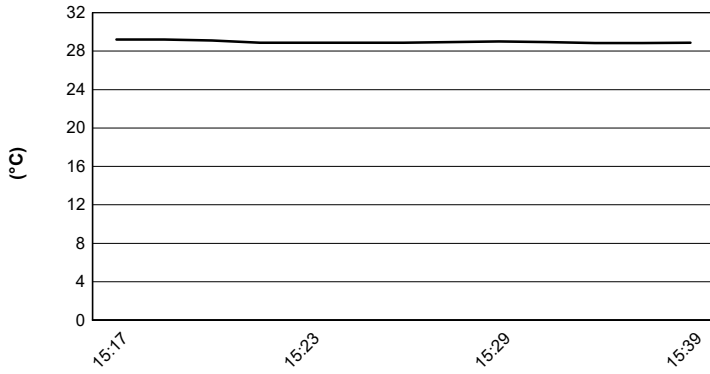
Jerez 4.423 m

Acerbis Spanish Round, 7-9 June 2019

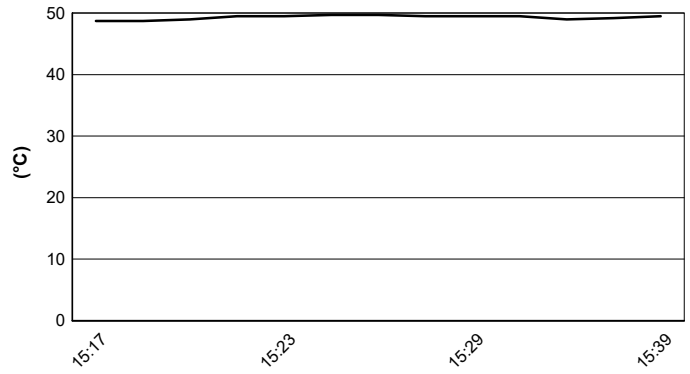
Weather Report Last Chance Race

Session started 15:16 - Session ended 15:39

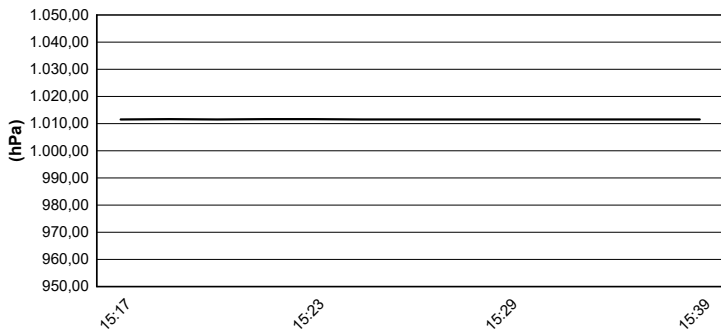
Air Temperature



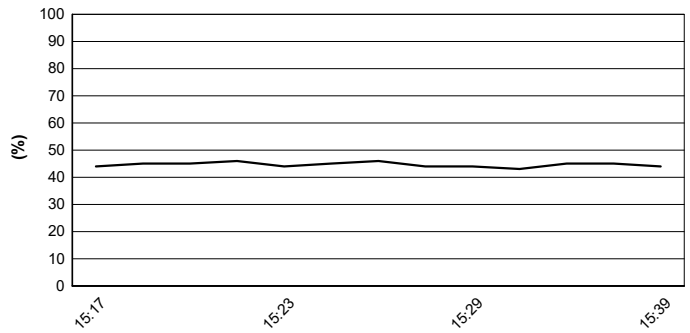
Track Temperature



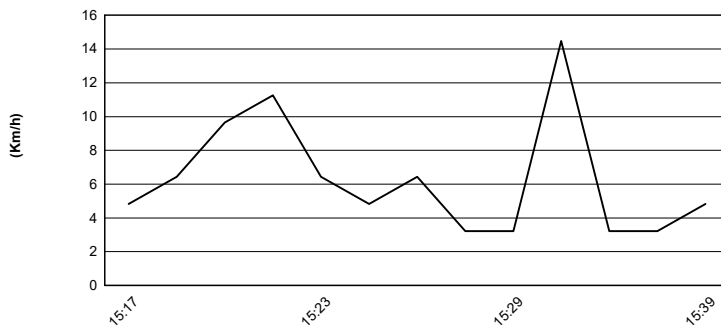
Air Pressure



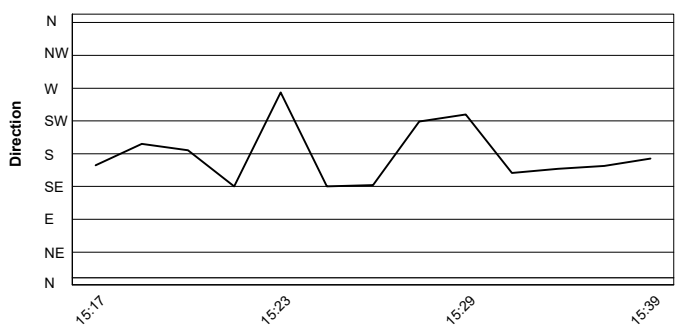
Humidity



Wind Speed



Wind Direction



08/06/2019

These data/results cannot be reproduced, stored and/or transmitted in whole or in part by any manner of electronic, mechanical, photocopying, recording, broadcasting or otherwise now known or herein after developed without the previous express consent by the copyright owner, except for reproduction in daily press and regular printed publications on sale to the public within 60 days of the event related to those data/results and always provided that copyright symbol appears together as follows below.

© DORNA WSBK ORGANIZATION Srl 2019





Jerez 4.423 m

Acerbis Spanish Round, 7-9 June 2019

Starting Grid - Race 1

11 Laps x 4,423 km = 48,653 km

1	72 STEEMAN V. KTM 1'52.199	2	42 GARCIA M. Kawasaki 1'52.570	3	55 HENDRA PRATAMA G Yamaha 1'52.724	
2	4	18 GONZALEZ M. Kawasaki 1'52.756	5	1 CARRASCO A. Kawasaki 1'52.794	6	25 VERDOÍA A. Yamaha 1'53.530
3	7	3 PEDENEAU M. Yamaha 1'53.662	8	17 MEUFFELS K. KTM 1'53.728	9	64 DE CANCELLIS H. Yamaha 1'53.823
4	10	71 EDWARDS T. Kawasaki 1'53.854	11	15 BASTIANELLI M. Kawasaki 1'53.910	12	95 DEROUE S. Kawasaki 1'53.922
5	13 *	28 BONOLI O. Yamaha 1'53.627	14	41 JAHNIG J. KTM 1'53.954	15	14 DE LA VEGA E. Yamaha 1'53.980
6	16	97 KAPPLER M. KTM 1'54.053	17	10 ORRADRE U. Yamaha 1'54.295	18	69 BUIS J. Kawasaki 1'54.352
7	19	66 OTTEN D. Kawasaki 1'54.409	20 *	8 PEREZ M. Kawasaki 1'54.175	21	16 LUNA BAYEN M. Kawasaki 1'54.413
8	22	36 NEILA B. Yamaha 1'54.508	23	65 FACCO J. Yamaha 1'54.522	24	6 SCHOTMAN R. Kawasaki 1'54.526
9	25 *	13 IOZZO D. Kawasaki 1'54.486	26	20 LOUREIRO D. Kawasaki 1'54.614	27	47 HERNANDEZ MOYANO Yamaha 1'54.638
10	28	7 KAWAKAMI T. Yamaha 1'54.678	29	44 BRAMICH T. Kawasaki 1'54.833	30	21 SANCHEZ B. Kawasaki
11	31	88 IERACI B. Kawasaki	32 *	22 KALININ N. Kawasaki 1'54.747	33	73 CARRIÓN A. Kawasaki
12	34	5 ERILL G. Kawasaki	35	85 SABATUCCI K. Yamaha	36	61 OKAYA Y. Kawasaki

N.8 (Perez M.), 13 (Iozzo D.) and 22 (Kalinin N.) have been demoted by 3 grid positions according to Art. 1.21.2
N.28 (Bonoli O.) has been demoted by 6 grid positions according to Art. 1.21.2

08/06/2019 The Race Director

* = Penalized

These data/results cannot be reproduced, stored and/or transmitted in whole or in part by any manner of electronic, mechanical, photocopying, recording, broadcasting or otherwise now known or herein after developed without the previous express consent by the copyright owner, except for reproduction in daily press and regular printed publications on sale to the public within 60 days of the event related to those data/results and always provided that copyright symbol appears together as follows below.

© DORNA WSBK ORGANIZATION Srl 2019

