

Acerbis Spanish Round, 7-9 June 2019 Results Race 1

Laps 11 = 48,653 Km - Time of Race 21'02.184 - Avg. 138,768 km/h

Jerez 4.423 m

1 / 2

Pos	Grid	No. Rider	Nat	Team	Bike	Class	LL	Gap	Rel.	Fastest Lap	Speed	Qualifying	Speed
1	2	42 M. GARCIA	ESP	DS Junior Team	Kawasaki Ninja 400	A	11			1'53.736	189,2	1'52.570	188,9
2	12	95 S. DEROUÉ	NED	Kawasaki MOTOPOST	Kawasaki Ninja 400	B	11	0.054	0.054	1'53.435	194,2	1'53.922	186,4
3	5	1 A. CARRASCO	ESP	Kawasaki Provec WorldSSP300	Kawasaki Ninja 400	A	11	0.167	0.113	1'53.240	194,5	1'52.794	191,2
4	4	18 M. GONZALEZ	ESP	Kawasaki ParkinGO Team	Kawasaki Ninja 400	A	11	0.361	0.194	1'53.051	191,8	1'52.756	184,8
5	6	25 A. VERDOÑA	FRA	BCD Yamaha MS Racing	Yamaha YZF-R3	B	11	0.652	0.291	1'53.474	191,8	1'53.530	183,6
6	3	55 G. HENDRA PRATAMA	INA	Semakin Di Depan Biblion Motoxrcing	Yamaha YZF-R3	A	11	0.801	0.149	1'52.968	190,8	1'52.724	188,6
7	14	41 J. JAHNIG	GER	Freudenberg KTM Junior Team	KTM RC 390 R	A	11	1.002	0.201	1'53.519	196,6	1'53.954	192,2
8	9	64 H. DE CANCELLIS	FRA	Team Trasimeno Yamaha	Yamaha YZF-R3	A	11	1.367	0.365	1'52.996	191,2	1'53.823	184,5
9	18	69 J. BUIS	NED	MTM Racing Team	Kawasaki Ninja 400	B	11	1.621	0.254	1'53.546	193,2	1'54.352	186,4
10	17	10 U. ORRADRE	ESP	BCD Yamaha MS Racing	Yamaha YZF-R3	B	11	1.838	0.217	1'53.709	191,2	1'54.295	183,6
11	1	72 V. STEEMAN	NED	Freudenberg KTM Junior Team	KTM RC 390 R	B	11	1.867	0.029	1'53.667	184,2	1'52.199	189,2
12	7	3 M. PEDENEAU	FRA	Team MHP Racing-Patrick Pons	Yamaha YZF-R3	B	11	2.213	0.346	1'53.322	188,3	1'53.662	181,8
13	15	14 E. DE LA VEGA	FRA	Team MHP Racing-Patrick Pons	Yamaha YZF-R3	A	11	2.507	0.294	1'53.347	187,9	1'53.980	185,4
14	10	71 T. EDWARDS	AUS	Kawasaki ParkinGO Team	Kawasaki Ninja 400	A	11	2.790	0.283	1'53.619	190,2	1'53.854	180,3
15	8	17 K. MEUFFELS	NED	Freudenberg KTM WorldSSP Team	KTM RC 390 R	A	11	4.907	2.117	1'53.804	192,5	1'53.728	193,5
16	20	8 M. PEREZ	ESP	Scuderia Maranga Racing	Kawasaki Ninja 400	A	11	8.516	3.609	1'54.009	190,5	1'54.175	187,3
17	25	13 D. IOZZO	RSA	Nutec - RT Motorsports by SKM - Kawasaki	Kawasaki Ninja 400	A	11	8.680	0.164	1'53.718	193,2	1'54.486	187,3
18	24	6 R. SCHOTMAN	NED	Kawasaki MOTOPOST	Kawasaki Ninja 400	A	11	8.785	0.105	1'54.043	192,5	1'54.526	191,2
19	26	20 D. LOUREIRO	RSA	Nutec - RT Motorsports by SKM - Kawasaki	Kawasaki Ninja 400	B	11	9.065	0.280	1'53.845	192,5	1'54.614	187,3
20	22	36 B. NEILA	ESP	BCD Yamaha MS Racing	Yamaha YZF-R3	B	11	9.164	0.099	1'53.924	191,5	1'54.508	184,8
21	35	85 K. SABATUCCI	ITA	Team Trasimeno Yamaha	Yamaha YZF-R3	B	11	10.371	1.207	1'54.023	185,4	1'54.969	185,7
22	30	21 B. SANCHEZ	ESP	Scuderia Maranga Racing	Kawasaki Ninja 400	B	11	10.407	0.036	1'54.109	193,5	2'01.025	176,8
23	21	16 M. LUNA BAYEN	ESP	Kawasaki GP Project	Kawasaki Ninja 400	A	11	12.525	2.118	1'53.514	193,5	1'54.413	191,2
24	34	5 G. ERILL	ESP	DEZA - BOX 77 Racing	Kawasaki Ninja 400	A	11	19.227	6.702	1'54.222	186,0	1'55.678	183,3
25	29	44 T. BRAMICH	AUS	Carl Cox-RT Motorsports by SKM-Kawasaki	Kawasaki Ninja 400	B	11	27.533	8.306	1'54.532	192,2	1'54.833	187,0
26	36	61 Y. OKAYA	JPN	DS Junior Team	Kawasaki Ninja 400	B	11	53.470	25.937	1'57.789	189,2	1'55.904	185,4
-----Not Classified-----													
RET	31	88 B. IERACI	ITA	Kawasaki GP Project	Kawasaki Ninja 400	B	10	1 Lap		1'53.337	194,9	1'55.197	185,1
RET	32	22 N. KALININ	UKR	Nutec - RT Motorsports by SKM - Kawasaki	Kawasaki Ninja 400	A	10	1 Lap		1'53.805	192,5	1'54.747	191,5
RET	23	65 J. FACCO	ITA	Semakin Di Depan Biblion Motoxrcing	Yamaha YZF-R3	B	9	2 Laps		1'53.929	192,8	1'54.522	187,9
RET	27	47 F. HERNANDEZ MOYAN	ESP	BCD Yamaha MS Racing	Yamaha YZF-R3	A	6	5 Laps		1'54.330	192,2	1'54.638	185,1
RET	19	66 D. OTTEN	NED	MTM Racing Team	Kawasaki Ninja 400	A	3	8 Laps		1'53.720	187,3	1'54.409	185,7
RET	28	7 T. KAWAKAMI	BRA	BCD Yamaha MS Racing	Yamaha YZF-R3	A	3	8 Laps		1'53.563	190,5	1'54.678	186,4
RET	16	97 M. KAPPLER	GER	Freudenberg KTM WorldSSP Team	KTM RC 390 R	B	2	9 Laps		1'54.730	193,2	1'54.053	190,5
RET	11	15 M. BASTIANELLI	ITA	Prodina IRCOS Kawasaki	Kawasaki Ninja 400	A	1	10 Laps			175,2	1'53.910	189,2
RET	33	73 A. CARRIÓN	ESP	DEZA - BOX 77 Racing	Kawasaki Ninja 400	B	0				190,2	1'54.963	187,0
-----Disqualified-----													
DSQ	13	28 O. BONOLI	ITA	Team Trasimeno Yamaha	Yamaha YZF-R3	A	11	1.845		1'53.482	189,5	1'53.627	184,5

AIR	Humidity:	34%	Temp:	28°C
TRACK	Condition:	Dry	Temp:	47°C

Records	Pole (SP)	2019	V.Steeman	1'52.199	141,92 Km/h
	Race (RC)	2017	A.Coppola	1'54.939	138,53 Km/h
	All Times (SP)	2019	V.Steeman	1'52.199	141,92 Km/h
Race Fastest Lap	(New Record)	Lap 8	G.Hendra Pratama		1'52.968
					140,95 Km/h

08/06/2019 17:01 17:24 The results are provisional until the end of the time limit for protests and appeals and the completion of the technical checks.

These data/results cannot be reproduced, stored and/or transmitted in whole or in part by any manner of electronic, mechanical, photocopying, recording, broadcasting or otherwise now known or herein after developed without the previous express consent by the copyright owner, except for reproduction in daily press and regular printed publications on sale to the public within 60 days of the event related to those data/results and always provided that copyright symbol appears together as follows below.





Acerbis Spanish Round, 7-9 June 2019 Results Race 1

Jerez 4.423 m
2 / 2

LAP LEADERS					
No.	Rider	From	To	Laps	Total
72	V. STEEMAN	1	1	1	
55	G. HENDRA PRATAMA	2	3	2	
42	M. GARCIA	4	6	3	
72	V. STEEMAN	7	7	1	2
18	M. GONZALEZ	8	8	1	1
55	G. HENDRA PRATAMA	9	9	1	3
42	M. GARCIA	10	11	2	5

TOTAL LEADER LAPS	
No. Rider	Laps
18 M. GONZALEZ	6
42 M. GARCIA	5
72 V. STEEMAN	5
55 G. HENDRA PRATAMA	3
28 O. BONOLI	1
41 J. JAHNIG	1
64 H. DE CANCELLIS	1

N.28 (Bonili O.) has been disqualified according to art. 2.3.9 - 2.3.10 (Notified at Portimao)

Race Highlights

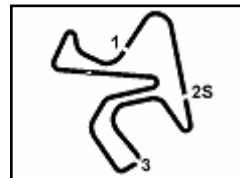
Time	No. Rider	Description
16.58.09		Warm-up Lap Start
17.01.23		Start
17.02.31	73 Carrión	Crashed - Turn 6
17.03.01	73 Carrión	Re-joined
17.03.40		No Jump Start
17.03.54	73 Carrión	Entered Pits
17.05.02	73 Carrión	Retired
17.05.18	15 Bastianelli	Entered Pits
17.06.56	97 Kappler	Entered Pits
17.06.59	15 Bastianelli	Retired
17.08.23	97 Kappler	Retired
17.08.57	7 Kawakami	Crashed - Turn 11
17.08.57	66 Otten	Crashed - Turn 11
17.10.32	7 Kawakami	Out
17.10.35	66 Otten	Out
17.11.01	66 Otten	Medical Centre
17.14.38	47 Hernandez Moyano	Entered Pits
17.14.49		2/3 of Race Distance Completed
17.16.19	47 Hernandez Moyano	Retired
17.19.28	65 Facco	Crashed - Turn 4
17.19.54	65 Facco	Out
17.22.01	22 Kalinin	Crashed - Turn 9
17.22.34	88 Ieraci	Crashed - Turn 13
17.24.13		End Of Session

Start End The results are provisional until the end of the time limit for protests and appeals
08/06/2019 17:01 17:24 and the completion of the technical checks.

These data/results cannot be reproduced, stored and/or transmitted in whole or in part by any manner of electronic, mechanical, photocopying, recording, broadcasting or otherwise now known or herein after developed without the previous express consent by the copyright owner, except for reproduction in daily press and regular printed publications on sale to the public within 60 days of the event related to those data/results and always provided that copyright symbol appears together as follows below.

© DORNA WSBK ORGANIZATION Srl 2019





Jerez 4.423 m

1 / 4

Acerbis Spanish Round, 7-9 June 2019

Lap Chart Race 1

	Lap										
	1	2	3	4	5	6	7	8	9	10	11
1	72	55	55	42	42	42	72	18	55	42	42
2	55	42	42	55	41	72	18	72	18	95	95
3	1	72	1	18	72	41	42	55	72	55	1
4	42	18	72	1	95	18	55	95	1	18	18
5	18	1	95	95	18	95	95	42	95	1	25
6	95	41	41	41	1	55	41	1	42	72	55
7	41	95	17	72	55	1	1	41	41	25	41
8	17	17	18	17	17	17	17	64	64	41	64
9	71	64	28	10	10	88	88	17	88	88	69
10	25	71	64	64	64	10	10	88	25	71	10
11	64	28	71	71	88	64	64	25	17	64	28
12	3	25	25	25	28	71	25	10	10	28	72
13	10	10	10	28	25	28	71	71	71	10	3
14	28	3	3	88	71	25	28	28	28	69	14
15	14	14	14	14	3	3	69	69	3	17	71
16	66	66	16	3	14	14	3	3	69	3	17
17	8	16	69	69	69	69	14	14	14	14	8
18	69	69	88	16	16	16	16	16	16	16	13
19	16	8	36	8	6	8	8	8	36	6	6
20	6	6	8	13	36	36	36	8	36	20	
21	36	88	6	6	8	13	13	6	6	8	36
22	13	36	66	36	13	6	6	22	13	22	85
23	88	13	7	22	22	22	22	13	22	13	21
24	22	7	13	65	65	65	65	65	20	20	16
25	7	22	22	47	85	85	85	85	65	85	5
26	97	85	85	85	47	20	20	20	85	21	44
27	15	97	47	20	21	21	21	21	21	5	61
28	85	47	65	21	20	5	5	5	5	44	
29	21	21	21	44	44	47	44	44	44	61	
30	47	65	20	5	5	44	61	61			
31	44	20	44	61	61						
32	65	44	5								
33	20	5	61								
34	5	61									
35	61										

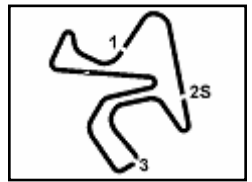
Final Result		
1	42 M. GARCIA	Laps 11
2	95 S. DEROUE	0.054
3	1 A. CARRASCO	0.167
4	18 M. GONZALEZ	0.361
5	25 A. VERDOIA	0.652
6	55 G. HENDRA PRATAMA	0.801
7	41 J. JAHNIG	1.002
8	64 H. DE CANCELLIS	1.367
9	69 J. BUIS	1.621
10	10 U. ORRADRE	1.838
11	72 V. STEEMAN	1.867
12	3 M. PEDENEAU	2.213
13	14 E. DE LA VEGA	2.507
14	71 T. EDWARDS	2.790
15	17 K. MEUFFELS	4.907
16	8 M. PEREZ	8.516
17	13 D. IOZZO	8.680
18	6 R. SCHOTMAN	8.785
19	20 D. LOUREIRO	9.065
20	36 B. NEILA	9.164
21	85 K. SABATUCCI	10.371
22	21 B. SANCHEZ	10.407
23	16 M. LUNA BAYEN	12.525
24	5 G. ERILL	19.227
25	44 T. BRAMICH	27.533
26	61 Y. OKAYA	53.470
RET	73 A. CARRION	
RET	88 B. IERACI	1 Lap
RET	22 N. KALININ	1 Lap
RET	65 J. FACCO	2 Laps
RET	47 F. HERNANDEZ MOYANO	5 Laps
RET	66 D. OTTEN	8 Laps
RET	7 T. KAWAKAMI	8 Laps
RET	97 M. KAPPLER	9 Laps
RET	15 M. BASTIANELLI	10 Laps
DSQ	28 O. BONOLI	1.845

08/06/2019

These data/results cannot be reproduced, stored and/or transmitted in whole or in part by any manner of electronic, mechanical, photocopying, recording, broadcasting or otherwise now known or herein after developed without the previous express consent by the copyright owner, except for reproduction in daily press and regular printed publications on sale to the public within 60 days of the event related to those data/results and always provided that copyright symbol appears together as follows below.

© DORNA WSBK ORGANIZATION Srl 2019





Acerbis Spanish Round, 7-9 June 2019

Lap Chart Race 1

Jerez 4.423 m

2 / 4

Lap 1	
1	72 V.Steeman 2'00.221
2	55 G.Hendra Pratama 0.234
3	1 A.Carrasco 0.274
4	42 M.Garcia 0.436
5	18 M.Gonzalez 0.614
6	95 S.Deroue 0.670
7	41 J.Jahnig 0.781
8	17 K.Meuffels 0.906
9	71 T.Edwards 1.402
10	25 A.Verdoia 1.771
11	64 H.De Cancellis 1.807
12	3 M.Pedeneau 2.009
13	10 U.Orradre 2.104
14	28 O.Bonoli 2.433
15	14 E.De La Vega 2.727
16	66 D.Otten 3.036
17	8 M.Perez 3.456
18	69 J.Buis 3.531
19	16 M.Luna Bayen 3.566
20	6 R.Schotman 3.681
21	36 B.Neila 3.702
22	13 D.Iozzo 4.056
23	88 B.Ieraci 4.181
24	22 N.Kalinin 4.788
25	7 T.Kawakami 4.879
26	97 M.Kappler 5.168
27	15 M.Bastianelli 5.519
28	85 K.Sabatucci 5.609
29	21 B.Sanchez 5.623
30	47 F.Hernandez Moyano 5.765
31	44 T.Bramich 5.972
32	65 J.Facco 6.412
33	20 D.Loureiro 6.514
34	5 G.Erill 6.707
35	61 Y.Okaya 7.311

1	55 G.Hendra Pratama 5'48.678
2	42 M.Garcia 0.153
3	1 A.Carrasco 0.323
4	72 V.Steeman 0.409
5	95 S.Deroue 0.827
6	41 J.Jahnig 1.010
7	17 K.Meuffels 1.043
8	18 M.Gonzalez 1.126
9	28 O.Bonoli 1.449
10	64 H.De Cancellis 1.783
11	71 T.Edwards 1.820
12	25 A.Verdoia 1.900
13	10 U.Orradre 2.058
14	3 M.Pedeneau 2.336
15	14 E.De La Vega 2.527
16	16 M.Luna Bayen 2.545
17	69 J.Buis 2.889
18	88 B.Ieraci 2.912
19	36 B.Neila 3.742
20	8 M.Perez 3.747
21	6 R.Schotman 3.940
22	66 D.Otten 4.079
23	7 T.Kawakami 4.264
24	13 D.Iozzo 4.345
25	22 N.Kalinin 4.490
26	85 K.Sabatucci 6.182
27	47 F.Hernandez Moyano 6.192
28	65 J.Facco 6.448
29	21 B.Sanchez 7.026
30	20 D.Loureiro 7.235
31	44 T.Bramich 7.759
32	5 G.Erill 8.083
33	61 Y.Okaya 14.872

8	17 K.Meuffels 0.882
9	10 U.Orradre 1.145
10	64 H.De Cancellis 1.508
11	88 B.Ieraci 1.620
12	28 O.Bonoli 2.153
13	25 A.Verdoia 2.434
14	71 T.Edwards 2.565
15	3 M.Pedeneau 2.952
16	14 E.De La Vega 2.972
17	69 J.Buis 2.984
18	16 M.Luna Bayen 3.307
19	6 R.Schotman 4.345
20	36 B.Neila 4.569
21	8 M.Perez 4.811
22	13 D.Iozzo 4.917
23	22 N.Kalinin 5.218
24	65 J.Facco 7.090
25	85 K.Sabatucci 7.442
26	47 F.Hernandez Moyano 7.637
27	21 B.Sanchez 7.834
28	20 D.Loureiro 8.285
29	44 T.Bramich 8.621
30	5 G.Erill 8.879
31	61 Y.Okaya 24.686

17	14 E.De La Vega 3.079
18	16 M.Luna Bayen 3.392
19	8 M.Perez 4.884
20	36 B.Neila 4.889
21	13 D.Iozzo 5.297
22	6 R.Schotman 5.330
23	22 N.Kalinin 5.362
24	65 J.Facco 7.246
25	85 K.Sabatucci 7.524
26	20 D.Loureiro 8.455
27	21 B.Sanchez 8.648
28	5 G.Erill 10.159
29	44 T.Bramich 10.264
30	61 Y.Okaya 33.712

Lap 2	
1	55 G.Hendra Pratama 3'54.619
2	42 M.Garcia 0.180
3	72 V.Steeman 0.269
4	18 M.Gonzalez 0.431
5	1 A.Carrasco 0.456
6	41 J.Jahnig 0.561
7	95 S.Deroue 0.782
8	17 K.Meuffels 0.845
9	64 H.De Cancellis 1.264
10	71 T.Edwards 1.297
11	28 O.Bonoli 1.517
12	25 A.Verdoia 1.563
13	10 U.Orradre 1.713
14	3 M.Pedeneau 1.832
15	14 E.De La Vega 2.135
16	66 D.Otten 2.358
17	16 M.Luna Bayen 2.769
18	69 J.Buis 3.045
19	8 M.Perez 3.262
20	6 R.Schotman 3.326
21	88 B.Ieraci 3.634
22	36 B.Neila 3.877
23	13 D.Iozzo 3.981
24	7 T.Kawakami 4.044
25	22 N.Kalinin 4.195
26	85 K.Sabatucci 5.437
27	97 M.Kappler 5.500
28	47 F.Hernandez Moyano 5.697
29	21 B.Sanchez 6.206
30	65 J.Facco 6.578
31	20 D.Loureiro 6.804
32	44 T.Bramich 7.089
33	5 G.Erill 7.365
34	61 Y.Okaya 10.702

Lap 4	
1	42 M.Garcia 7'42.567
2	55 G.Hendra Pratama 0.166
3	18 M.Gonzalez 0.288
4	1 A.Carrasco 0.334
5	95 S.Deroue 0.596
6	41 J.Jahnig 0.968
7	72 V.Steeman 0.970
8	17 K.Meuffels 1.017
9	10 U.Orradre 1.878
10	64 H.De Cancellis 1.883
11	71 T.Edwards 2.165
12	25 A.Verdoia 2.187
13	28 O.Bonoli 2.194
14	88 B.Ieraci 2.376
15	14 E.De La Vega 2.465
16	3 M.Pedeneau 2.531
17	69 J.Buis 2.883
18	16 M.Luna Bayen 3.462
19	8 M.Perez 4.165
20	13 D.Iozzo 4.174
21	6 R.Schotman 4.230
22	36 B.Neila 4.272
23	22 N.Kalinin 4.728
24	65 J.Facco 7.137
25	47 F.Hernandez Moyano 7.406
26	85 K.Sabatucci 7.425
27	20 D.Loureiro 7.902
28	21 B.Sanchez 8.074
29	44 T.Bramich 8.402
30	5 G.Erill 8.587
31	61 Y.Okaya 19.924

Lap 6	
1	42 M.Garcia 11'31.372
2	72 V.Steeman 0.005
3	41 J.Jahnig 0.239
4	18 M.Gonzalez 0.320
5	95 S.Deroue 0.463
6	55 G.Hendra Pratama 0.710
7	1 A.Carrasco 0.742
8	17 K.Meuffels 1.061
9	88 B.Ieraci 1.321
10	10 U.Orradre 1.601
11	64 H.De Cancellis 1.731
12	71 T.Edwards 1.884
13	28 O.Bonoli 2.268
14	25 A.Verdoia 2.291
15	3 M.Pedeneau 2.733
16	14 E.De La Vega 2.774
17	69 J.Buis 2.834
18	16 M.Luna Bayen 3.229
19	8 M.Perez 4.460
20	36 B.Neila 4.695
21	13 D.Iozzo 4.746
22	6 R.Schotman 5.002
23	22 N.Kalinin 5.126
24	65 J.Facco 7.101
25	85 K.Sabatucci 7.105
26	20 D.Loureiro 8.194
27	21 B.Sanchez 8.197
28	5 G.Erill 8.741
29	47 F.Hernandez Moyano 8.879
30	44 T.Bramich 9.078
31	61 Y.Okaya 28.912

Lap 8	
1	18 M.Gonzalez 15'19.224
2	72 V.Steeman 0.037
3	55 G.Hendra Pratama 0.064
4	95 S.Deroue 0.554
5	42 M.Garcia 0.626
6	1 A.Carrasco 0.737
7	41 J.Jahnig 1.178
8	64 H.De Cancellis 1.196
9	17 K.Meuffels 1.290
10	88 B.Ieraci 1.596
11	25 A.Verdoia 1.688
12	10 U.Orradre 1.749
13	71 T.Edwards 2.060
14	28 O.Bonoli 2.396
15	69 J.Buis 2.431
16	3 M.Pedeneau 2.476
17	14 E.De La Vega 2.673
18	16 M.Luna Bayen 3.153
19	8 M.Perez 5.456
20	36 B.Neila 5.499
21	6 R.Schotman 5.787
22	22 N.Kalinin 5.968
23	13 D.Iozzo 6.272
24	65 J.Facco 8.606
25	85 K.Sabatucci 8.728
26	20 D.Loureiro 8.778
27	21 B.Sanchez 9.501
28	5 G.Erill 12.242
29	44 T.Bramich 15.698
30	61 Y.Okaya 38.957

Lap 3	
1	55 G.Hendra Pratama 9'37.012
2	41 J.Jahnig 0.042
3	72 V.Steeman 0.192
4	95 S.Deroue 0.453
5	18 M.Gonzalez 0.647
6	1 A.Carrasco 0.695
7	55 G.Hendra Pratama 0.832

Lap 7	
1	72 V.Steeman 13'25.471
2	18 M.Gonzalez 0.398
3	42 M.Garcia 0.526
4	55 G.Hendra Pratama 0.849
5	95 S.Deroue 0.872
6	41 J.Jahnig 0.937
7	1 A.Carrasco 1.036
8	17 K.Meuffels 1.239
9	88 B.Ieraci 1.524
10	10 U.Orradre 1.649
11	64 H.De Cancellis 1.953
12	25 A.Verdoia 1.967
13	71 T.Edwards 2.194
14	28 O.Bonoli 2.492
15	69 J.Buis 2.583
16	3 M.Pedeneau 2.907

Lap 9	
1	55 G.Hendra Pratama 17'12.800
2	18 M.Gonzalez 0.085
3	72 V.Steeman 0.166
4	1 A.Carrasco 0.401
5	95 S.Deroue 0.628
6	42 M.Garcia 0.880
7	41 J.Jahnig 1.290
8	64 H.De Cancellis 1.378
9	88 B.Ieraci 1.739
10	25 A.Verdoia 2.040
11	17 K.Meuffels 2.120
12	10 U.Orradre 2.226
13	71 T.Edwards 2.319
14	28 O.Bonoli 3.169
15	3 M.Pedeneau 3.241
16	69 J.Buis 3.438
17	14 E.De La Vega 3.720
18	16 M.Luna Bayen 4.054
19	36 B.Neila 7.075
20	8 M.Perez 7.175
21	6 R.Schotman 7.343
22	13 D.Iozzo 7.548
23	22 N.Kalinin 7.703
24	20 D.Loureiro 9.047
25	65 J.Facco 9.272
26	85 K.Sabatucci 9.370
27	21 B.Sanchez 10.034

08/06/2019
These data/results cannot be reproduced, stored and/or transmitted in whole or in part by any manner of electronic, mechanical, photocopying, recording, broadcasting or otherwise now known or herein after developed without the previous express consent by the copyright owner, except for reproduction in daily press and regular printed publications on sale to the public within 60 days of the event related to those data/results and always provided that copyright symbol appears together as follows below.
© DORNA WSBK ORGANIZATION Srl 2019

Official Fuel Supplier

Official Tyre Supplier

Official Timekeeper



Jerez 4.423 m

3 / 4

Acerbis Spanish Round, 7-9 June 2019

Lap Chart Race 1

28	5	G.Erill	14.870
29	44	T.Bramich	19.883
30	61	Y.Okaya	44.688

Lap 10

1	42	M.Garcia	19'07.628
2	95	S.Deroue	0.098
3	55	G.Hendra Pratama	0.258
4	18	M.Gonzalez	0.301
5	1	A.Carrasco	0.330
6	72	V.Steeman	0.421
7	25	A.Verdoia	0.749
8	41	J.Jahnig	1.131
9	88	B.Ieraci	1.133
10	71	T.Edwards	1.858
11	64	H.De Cancellis	1.881
12	28	O.Bonoli	1.910
13	10	U.Orradre	1.967
14	69	J.Buis	2.156
15	17	K.Meuffels	2.185
16	3	M.Pedeneau	2.274
17	14	E.De La Vega	2.899
18	16	M.Luna Bayen	3.168
19	6	R.Schotman	7.588
20	36	B.Neila	7.641
21	8	M.Perez	7.701
22	22	N.Kalinin	7.895
23	13	D.Iozzo	8.110
24	20	D.Loureiro	8.332
25	85	K.Sabatucci	9.816
26	21	B.Sanchez	10.080
27	5	G.Erill	16.533
28	44	T.Bramich	22.974
29	61	Y.Okaya	49.010

Lap 11

1	42	M.Garcia	21'02.184
2	95	S.Deroue	0.054
3	1	A.Carrasco	0.167
4	18	M.Gonzalez	0.361
5	25	A.Verdoia	0.652
6	55	G.Hendra Pratama	0.801
7	41	J.Jahnig	1.002
8	64	H.De Cancellis	1.367
9	69	J.Buis	1.621
10	10	U.Orradre	1.838
11	28	O.Bonoli	1.845
12	72	V.Steeman	1.867
13	3	M.Pedeneau	2.213
14	14	E.De La Vega	2.507
15	71	T.Edwards	2.790
16	17	K.Meuffels	4.907
17	8	M.Perez	8.516
18	13	D.Iozzo	8.680
19	6	R.Schotman	8.785
20	20	D.Loureiro	9.065
21	36	B.Neila	9.164
22	85	K.Sabatucci	10.371
23	21	B.Sanchez	10.407
24	16	M.Luna Bayen	12.525
25	5	G.Erill	19.227
26	44	T.Bramich	27.533
27	61	Y.Okaya	53.470

08/06/2019

These data/results cannot be reproduced, stored and/or transmitted in whole or in part by any manner of electronic, mechanical, photocopying, recording, broadcasting or otherwise now known or herein after developed without the previous express consent by the copyright owner, except for reproduction in daily press and regular printed publications on sale to the public within 60 days of the event related to those data/results and always provided that copyright symbol appears together as follows below.

© DORNA WSBK ORGANIZATION Srl 2019



Official Fuel Supplier

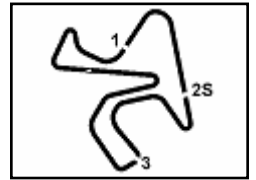


FKR PERUGIA TIMING

Official Tyre Supplier



Official Timekeeper



Jerez 4.423 m

4 / 4

Acerbis Spanish Round, 7-9 June 2019

Lap Chart Race 1

Race Pace Comparison

	42 Gar	95 Der	1 Car	18 Gon	25 Ver	55 Hen	41 Jah	64 DeC	69 Bui	10 Orr	72 Ste	3 Ped	14 DeL	71 Edw
1	2'00.657	2'00.891	2'00.495	2'00.835	2'01.992	2'00.455	2'01.002	2'02.028	2'03.752	2'02.325	2'00.221	2'02.230	2'02.948	2'01.623
2	1'54.142	1'54.510	1'54.580	1'54.215	1'54.190	1'54.164	1'54.178	1'53.855	1'53.912	1'54.007	1'54.667	1'54.221	1'53.806	1'54.293
3	1'54.032	1'54.104	1'53.926	1'54.754	1'54.396	1'54.059	1'54.508	1'54.578	1'53.903	1'54.404	1'54.199	1'54.563	1'54.451	1'54.582
4	1'53.736	1'53.658	1'53.900	1'53.051	1'54.176	1'54.055	1'53.847	1'53.989	1'53.883	1'53.709	1'54.450	1'54.084	1'53.827	1'54.234
5	1'54.445	1'54.302	1'54.806	1'54.804	1'54.692	1'55.111	1'53.519	1'54.070	1'54.546	1'53.712	1'53.667	1'54.866	1'54.952	1'54.845
6	1'54.360	1'54.370	1'54.407	1'54.033	1'54.217	1'54.238	1'54.557	1'54.583	1'54.210	1'54.816	1'54.173	1'54.141	1'54.162	1'53.679
7	1'54.625	1'54.508	1'54.393	1'54.177	1'53.775	1'54.238	1'54.797	1'54.321	1'53.848	1'54.147	1'54.094	1'54.273	1'54.404	1'54.409
8	1'53.853	1'53.435	1'53.454	1'53.355	1'53.474	1'52.968	1'53.994	1'52.996	1'53.601	1'53.853	1'53.790	1'53.322	1'53.347	1'53.619
9	1'53.830	1'53.650	1'53.240	1'53.661	1'53.928	1'53.512	1'53.688	1'53.758	1'54.583	1'54.053	1'53.705	1'54.341	1'54.623	1'53.835
10	1'53.948	1'54.298	1'54.757	1'55.044	1'53.537	1'55.086	1'54.669	1'55.331	1'53.546	1'54.569	1'55.083	1'53.861	1'54.007	1'54.367
11	1'54.556	1'54.512	1'54.393	1'54.616	1'54.459	1'55.099	1'54.427	1'54.042	1'54.021	1'54.427	1'56.002	1'54.495	1'54.164	1'55.488

	17 Meu	8 Per	13 Ioz	6 Sch	20 Lou	36 Nei	85 Sab	21 San	16 Lun	5 Eri	44 Bra	61 Oka	88 Ier	22 KaM
1	2'01.127	2'03.677	2'04.277	2'03.902	2'06.735	2'03.923	2'05.830	2'05.844	2'03.787	2'06.928	2'06.193	2'07.532	2'04.402	2'05.009
2	1'54.337	1'54.204	1'54.323	1'54.043	1'54.688	1'54.573	1'54.226	1'54.981	1'53.601	1'55.056	1'55.515	1'57.789	1'53.851	1'53.805
3	1'54.257	1'54.544	1'54.423	1'54.673	1'54.490	1'53.924	1'54.804	1'54.879	1'53.835	1'54.777	1'54.729	1'58.229	1'53.337	1'54.354
4	1'53.863	1'54.307	1'53.718	1'54.179	1'54.556	1'54.419	1'55.132	1'54.937	1'54.806	1'54.393	1'54.532	1'58.941	1'53.353	1'54.127
5	1'54.310	1'55.091	1'55.188	1'54.560	1'54.828	1'54.742	1'54.462	1'54.205	1'54.290	1'54.737	1'54.664	1'59.207	1'53.689	1'54.935
6	1'54.539	1'54.009	1'54.189	1'55.017	1'54.269	1'54.486	1'54.023	1'54.723	1'54.282	1'54.222	1'54.817	1'58.586	1'54.061	1'54.268
7	1'54.277	1'54.523	1'54.650	1'54.427	1'54.360	1'54.293	1'54.518	1'54.550	1'54.262	1'55.517	1'55.285	1'58.899	1'54.302	1'54.335
8	1'53.804	1'54.325	1'54.728	1'54.210	1'54.076	1'54.363	1'54.957	1'54.606	1'53.514	1'55.836	1'59.187	1'58.998	1'53.825	1'54.359
9	1'54.406	1'55.295	1'54.852	1'55.132	1'53.845	1'55.152	1'54.218	1'54.109	1'54.477	1'56.204	1'57.761	1'59.307	1'53.719	1'55.311
10	1'54.893	1'55.354	1'55.390	1'55.073	1'54.113	1'55.394	1'55.274	1'54.874	1'53.942	1'56.491	1'57.919	1'59.150	1'54.222	1'55.020
11	1'57.278	1'55.371	1'55.126	1'55.753	1'55.289	1'56.079	1'55.111	1'54.883	2'03.913	1'57.250	1'59.115	1'59.016		

	28 Bon	65 Fac	47 HeM	66 Ott	7 Kaw	97 Kap	15 Bas
1	2'02.654	2'06.633	2'05.986	2'03.257	2'05.100	2'05.389	2'05.740
2	1'53.482	1'54.564	1'54.330	1'53.720	1'53.563	1'54.730	
3	1'53.991	1'53.929	1'54.554	1'55.780	1'54.279		
4	1'54.634	1'54.578	1'55.103				
5	1'54.404	1'54.398	1'54.676				
6	1'54.475	1'54.371	1'55.602				
7	1'54.323	1'54.244					
8	1'53.657	1'55.113					
9	1'54.349	1'54.242					
10	1'53.569						
11	1'54.491						

08/06/2019

These data/results cannot be reproduced, stored and/or transmitted in whole or in part by any manner of electronic, mechanical, photocopying, recording, broadcasting or otherwise now known or herein after developed without the previous express consent by the copyright owner, except for reproduction in daily press and regular printed publications on sale to the public within 60 days of the event related to those data/results and always provided that copyright symbol appears together as follows below.

© DORNA WSBK ORGANIZATION Srl 2019





Acerbis Spanish Round, 7-9 June 2019

Best Sectors & Speed Race 1

RESULTS

Pos	Rank	Name	Team	Laps
1	42	M. GARCIA	Kawasaki Ninja 400	11
2	95	S. DEROUE	Kawasaki Ninja 400	0.054
3	1	A. CARRASCO	Kawasaki Ninja 400	0.167
4	18	M. GONZALEZ	Kawasaki Ninja 400	0.361
5	25	A. VERDOIA	Yamaha YZF-R3	0.652
6	55	G. HENDRA PRATAMA	Yamaha YZF-R3	0.801
7	41	J. JAHNIG	KTM RC 390 R	1.002
8	64	H. DE CANCELLIS	Yamaha YZF-R3	1.367
9	69	J. BUIS	Kawasaki Ninja 400	1.621
10	10	U. ORRADRE	Yamaha YZF-R3	1.838
11	72	V. STEEMAN	KTM RC 390 R	1.867
12	3	M. PEDENEAU	Yamaha YZF-R3	2.213
13	14	E. DE LA VEGA	Yamaha YZF-R3	2.507
14	71	T. EDWARDS	Kawasaki Ninja 400	2.790
15	17	K. MEUFFELS	KTM RC 390 R	4.907
16	8	M. PEREZ	Kawasaki Ninja 400	8.516
17	13	D. IOZZO	Kawasaki Ninja 400	8.680
18	6	R. SCHOTMAN	Kawasaki Ninja 400	8.785
19	20	D. LOUREIRO	Kawasaki Ninja 400	9.065
20	36	B. NEILA	Yamaha YZF-R3	9.164
21	85	K. SABATUCCI	Yamaha YZF-R3	10.371
22	21	B. SANCHEZ	Kawasaki Ninja 400	10.407
23	16	M. LUNA BAYEN	Kawasaki Ninja 400	12.525
24	5	G. ERILL	Kawasaki Ninja 400	19.227
25	44	T. BRAMICH	Kawasaki Ninja 400	27.533
26	61	Y. OKAYA	Kawasaki Ninja 400	53.470
RET	73	A. CARRION	Kawasaki Ninja 400	
RET	88	B. IERACI	Kawasaki Ninja 400	1 Lap
RET	22	N. KALININ	Kawasaki Ninja 400	1 Lap
RET	65	J. FACCO	Yamaha YZF-R3	2 Laps
RET	47	F. HERNANDEZ MOYANO	Yamaha YZF-R3	5 Laps
RET	66	D. OTTEN	Kawasaki Ninja 400	8 Laps
RET	7	T. KAWAKAMI	Yamaha YZF-R3	8 Laps
RET	97	M. KAPPLER	KTM RC 390 R	9 Laps
RET	15	M. BASTIANELLI	Kawasaki Ninja 400	10 Laps
DSQ	28	O. BONOLI	Yamaha YZF-R3	1.845

SPEED

Pos	Rank	Name	Team	Speed
1	41	J. JAHNIG	KTM RC 390 R	196,6
2	88	B. IERACI	Kawasaki Ninja 400	194,9
3	1	A. CARRASCO	Kawasaki Ninja 400	194,5
4	95	S. DEROUE	Kawasaki Ninja 400	194,2
5	16	M. LUNA BAYEN	Kawasaki Ninja 400	193,5
6	21	B. SANCHEZ	Kawasaki Ninja 400	193,5
7	13	D. IOZZO	Kawasaki Ninja 400	193,2
8	69	J. BUIS	Kawasaki Ninja 400	193,2
9	97	M. KAPPLER	KTM RC 390 R	193,2
10	65	J. FACCO	Yamaha YZF-R3	192,8
11	22	N. KALININ	Kawasaki Ninja 400	192,5
12	20	D. LOUREIRO	Kawasaki Ninja 400	192,5
13	17	K. MEUFFELS	KTM RC 390 R	192,5
14	6	R. SCHOTMAN	Kawasaki Ninja 400	192,5
15	47	F. HERNANDEZ MOYANO	Yamaha YZF-R3	192,2
16	44	T. BRAMICH	Kawasaki Ninja 400	192,2
17	25	A. VERDOIA	Yamaha YZF-R3	191,8
18	18	M. GONZALEZ	Kawasaki Ninja 400	191,8
19	36	B. NEILA	Yamaha YZF-R3	191,5
20	64	H. DE CANCELLIS	Yamaha YZF-R3	191,2
21	10	U. ORRADRE	Yamaha YZF-R3	191,2
22	55	G. HENDRA PRATAMA	Yamaha YZF-R3	190,8
23	7	T. KAWAKAMI	Yamaha YZF-R3	190,5
24	8	M. PEREZ	Kawasaki Ninja 400	190,5
25	73	A. CARRION	Kawasaki Ninja 400	190,2
26	71	T. EDWARDS	Kawasaki Ninja 400	190,2
27	28	O. BONOLI	Yamaha YZF-R3	189,5
28	42	M. GARCIA	Kawasaki Ninja 400	189,2
29	61	Y. OKAYA	Kawasaki Ninja 400	189,2
30	3	M. PEDENEAU	Yamaha YZF-R3	188,3
31	14	E. DE LA VEGA	Yamaha YZF-R3	187,9
32	66	D. OTTEN	Kawasaki Ninja 400	187,3
33	5	G. ERILL	Kawasaki Ninja 400	186,0
34	85	K. SABATUCCI	Yamaha YZF-R3	185,4
35	72	V. STEEMAN	KTM RC 390 R	184,2
36	15	M. BASTIANELLI	Kawasaki Ninja 400	175,2

SEG. 1

1	72	V. STEEMAN	27.428
2	64	H. DE CANCELLIS	27.484
3	18	M. GONZALEZ	27.495
4	55	G. HENDRA PRATAMA	27.509
5	41	J. JAHNIG	27.516
6	8	M. PEREZ	27.536
7	10	U. ORRADRE	27.579
8	69	J. BUIS	27.581
9	25	A. VERDOIA	27.594
10	13	D. IOZZO	27.596
11	1	A. CARRASCO	27.601
12	3	M. PEDENEAU	27.602
13	42	M. GARCIA	27.606
14	88	B. IERACI	27.606
15	95	S. DEROUE	27.609
16	36	B. NEILA	27.626
17	16	M. LUNA BAYEN	27.636
18	71	T. EDWARDS	27.646
19	20	D. LOUREIRO	27.656
20	66	D. OTTEN	27.683
21	17	K. MEUFFELS	27.700
22	5	G. ERILL	27.710
23	28	O. BONOLI	27.714
24	7	T. KAWAKAMI	27.721
25	85	K. SABATUCCI	27.722
26	6	R. SCHOTMAN	27.734
27	65	J. FACCO	27.742
28	97	M. KAPPLER	27.750
29	14	E. DE LA VEGA	27.761
30	22	N. KALININ	27.771
31	21	B. SANCHEZ	27.809
32	47	F. HERNANDEZ MOYANO	27.812
33	44	T. BRAMICH	27.902
34	61	Y. OKAYA	28.432
35	15	M. BASTIANELLI	30.061
36	73	A. CARRION	38.061

SEG. 2

1	41	J. JAHNIG	17.092
2	10	U. ORRADRE	17.108
3	88	B. IERACI	17.170
4	25	A. VERDOIA	17.178
5	36	B. NEILA	17.179
6	18	M. GONZALEZ	17.200
7	1	A. CARRASCO	17.202
8	69	J. BUIS	17.206
9	14	E. DE LA VEGA	17.224
10	17	K. MEUFFELS	17.225
11	13	D. IOZZO	17.245
12	64	H. DE CANCELLIS	17.255
13	28	O. BONOLI	17.260
14	95	S. DEROUE	17.264
15	22	N. KALININ	17.272
16	71	T. EDWARDS	17.273
17	3	M. PEDENEAU	17.288
18	6	R. SCHOTMAN	17.300
19	7	T. KAWAKAMI	17.305
20	42	M. GARCIA	17.305
21	55	G. HENDRA PRATAMA	17.315
22	8	M. PEREZ	17.332
23	16	M. LUNA BAYEN	17.333
24	65	J. FACCO	17.333
25	20	D. LOUREIRO	17.343
26	72	V. STEEMAN	17.351
27	66	D. OTTEN	17.401
28	97	M. KAPPLER	17.428
29	21	B. SANCHEZ	17.440
30	44	T. BRAMICH	17.448
31	5	G. ERILL	17.482
32	85	K. SABATUCCI	17.565
33	73	A. CARRION	17.590
34	47	F. HERNANDEZ MOYANO	17.654
35	61	Y. OKAYA	17.877
36	15	M. BASTIANELLI	18.123

SEG. 3

1	88	B. IERACI	32.862
2	13	D. IOZZO	32.864
3	16	M. LUNA BAYEN	32.864
4	10	U. ORRADRE	32.915
5	28	O. BONOLI	32.925
6	1	A. CARRASCO	32.941
7	22	N. KALININ	32.947
8	55	G. HENDRA PRATAMA	32.958
9	72	V. STEEMAN	32.985
10	64	H. DE CANCELLIS	32.986
11	71	T. EDWARDS	32.997
12	14	E. DE LA VEGA	33.009
13	7	T. KAWAKAMI	33.019
14	69	J. BUIS	33.038
15	85	K. SABATUCCI	33.041
16	6	R. SCHOTMAN	33.056
17	21	B. SANCHEZ	33.059
18	25	A. VERDOIA	33.099
19	3	M. PEDENEAU	33.118
20	95	S. DEROUE	33.130
21	66	D. OTTEN	33.138
22	20	D. LOUREIRO	33.149
23	18	M. GONZALEZ	33.150
24	65	J. FACCO	33.165
25	41	J. JAHNIG	33.167
26	36	B. NEILA	33.176
27	8	M. PEREZ	33.177
28	42	M. GARCIA	33.194
29	5	G. ERILL	33.304
30	47	F. HERNANDEZ MOYANO	33.307
31	17	K. MEUFFELS	33.308
32	44	T. BRAMICH	33.339
33	97	M. KAPPLER	33.846
34	61	Y. OKAYA	34.121
35	15	M. BASTIANELLI	34.663
36	73	A. CARRION	1'15.424

SEG. 4

1	41	J. JAHNIG	34.885
2	72	V. STEEMAN	34.954
3	1	A. CARRASCO	34.979
4	25	A. VERDOIA	35.019
5	55	G. HENDRA PRATAMA	35.023
6	42	M. GARCIA	35.087
7	64	H. DE CANCELLIS	35.118
8	10	U. ORRADRE	35.151
9	3	M. PEDENEAU	35.165
10	18	M. GONZALEZ	35.184
11	95	S. DEROUE	35.212
12	17	K. MEUFFELS	35.235
13	14	E. DE LA VEGA	35.245
14	69	J. BUIS	35.255
15	85	K. SABATUCCI	35.264
16	6	R. SCHOTMAN	35.269
17	7	T. KAWAKAMI	35.274
18	71	T. EDWARDS	35.310
19	66	D. OTTEN	35.339
20	47	F. HERNANDEZ MOYANO	35.350
21	20	D. LOUREIRO	35.360
22	28	O. BONOLI	35.360
23	65	J. FACCO	35.362
24	8	M. PEREZ	35.391
25	6	R. SCHOTMAN	35.402
26	16	M. LUNA BAYEN	35.407
27	21	B. SANCHEZ	35.428
28	36	B. NEILA	35.439
29	22	N. KALININ	35.484
30	44	T. BRAMICH	35.592
31	13	D. IOZZO	35.599
32	5	G. ERILL	35.628
33	97	M. KAPPLER	35.706
34	61	Y. OKAYA	36.417
35	15	M. BASTIANELLI	36.708

08/06/2019

These data/results cannot be reproduced, stored and/or transmitted in whole or in part by any manner of electronic, mechanical, photocopying, recording, broadcasting or otherwise now known or herein after developed without the previous express consent by the copyright owner, except for reproduction in daily press and regular printed publications on sale to the public within 60 days of the event related to those data/results and always provided that copyright symbol appears together as follows below.

© DORNA WSBK ORGANIZATION Srl 2019



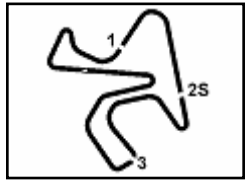
Official Fuel Supplier



Official Tyre Supplier



Official Timekeeper



Acerbis Spanish Round, 7-9 June 2019

Chronological Analysis Race 1

Jerez 4.423 m

Start at 17:01'13.149

1 / 4

1° 42 M. GARCIA (1'53.736)							
Lap	Seg.1	Seg.2	Seg.3	Seg.4	Lap Time	km/h	Local Time
1		17.535	33.328	35.471	2'00.657	186,7	17:03'13.806
2	27.825	17.305	33.491	35.521	1'54.142	189,2	17:05'07.948
3	27.773	17.760	33.195	35.304	1'54.032	187,6	17:07'01.980
4	27.689	17.477	33.194	35.376	1'53.736	180,6	17:08'55.716
5	27.831	17.790	33.621	35.203	1'54.445	173,3	17:10'50.161
6	27.907	17.745	33.239	35.469	1'54.360	186,7	17:12'44.521
7	27.900	17.526	33.769	35.430	1'54.625	186,4	17:14'39.146
8	27.606	17.618	33.457	35.172	1'53.853	176,6	17:16'32.999
9	27.713	17.315	33.460	35.342	1'53.830	186,7	17:18'26.829
10	27.694	17.780	33.387	35.087	1'53.948	185,4	17:20'20.777
11	27.888	18.019	33.522	35.127	1'54.556	178,3	17:22'15.333
Race Time 21'02.184							

2° 95 S. DEROUE (1'53.435)							
Lap	Seg.1	Seg.2	Seg.3	Seg.4	Lap Time	km/h	Local Time
1		17.304	33.387	35.212	2'00.891	189,9	17:03'14.040
2	27.796	17.659	33.567	35.488	1'54.510	186,0	17:05'08.550
3	27.678	17.407	33.631	35.388	1'54.104	194,2	17:07'02.654
4	27.655	17.427	33.235	35.341	1'53.658	184,5	17:08'56.312
5	27.609	17.564	33.611	35.518	1'54.302	183,9	17:10'50.614
6	27.658	17.851	33.503	35.358	1'54.370	182,1	17:12'44.984
7	27.872	17.340	33.964	35.332	1'54.508	191,5	17:14'39.492
8	27.727	17.364	33.130	35.214	1'53.435	189,2	17:16'32.927
9	27.848	17.264	33.175	35.363	1'53.650	190,5	17:18'26.577
10	27.861	17.658	33.477	35.302	1'54.298	181,2	17:20'20.875
11	27.863	17.975	33.290	35.384	1'54.512	183,3	17:22'15.387
Race Time 21'02.238							

3° 1 A. CARRASCO (1'53.240)							
Lap	Seg.1	Seg.2	Seg.3	Seg.4	Lap Time	km/h	Local Time
1		17.352	33.314	35.146	2'00.495	189,5	17:03'13.644
2	27.890	17.316	33.312	36.062	1'54.580	192,5	17:05'08.224
3	27.882	17.489	33.244	35.311	1'53.926	193,5	17:07'02.150
4	27.601	17.473	33.428	35.398	1'53.900	179,1	17:08'56.050
5	27.763	17.527	34.058	35.458	1'54.806	185,4	17:10'50.856
6	27.688	17.561	33.787	35.371	1'54.407	182,1	17:12'45.263
7	27.864	17.202	34.096	35.231	1'54.393	194,5	17:14'39.656
8	27.869	17.252	33.226	35.107	1'53.454	192,2	17:16'33.110
9	27.769	17.274	33.218	34.979	1'53.240	194,2	17:18'26.350
10	27.854	17.879	33.879	35.145	1'54.757	176,6	17:20'21.107
11	27.781	17.918	32.941	35.753	1'54.393	186,0	17:22'15.500
Race Time 21'02.351							

4° 18 M. GONZALEZ (1'53.051)							
Lap	Seg.1	Seg.2	Seg.3	Seg.4	Lap Time	km/h	Local Time
1				35.375	2'00.835		17:03'13.984
2	27.733	17.200	33.634	35.648	1'54.215	191,8	17:05'08.199
3	27.755	17.604	33.380	36.015	1'54.754	180,9	17:07'02.953
4	27.495			35.218	1'53.051		17:08'56.004
5	27.683			35.288	1'54.804		17:10'50.808
6	27.588			35.337	1'54.033		17:12'44.841
7	27.773	17.418	33.802	35.184	1'54.177	178,8	17:14'39.018
8	27.773			35.184	1'53.355		17:16'32.373
9	27.829	17.457	33.150	35.225	1'53.661	189,2	17:18'26.034
10	28.371	17.798	33.613	35.262	1'55.044	180,0	17:20'21.078
11	27.882			35.587	1'54.616		17:22'15.694
Race Time 21'02.545							

5° 25 A. VERDOÑA (1'53.474)							
Lap	Seg.1	Seg.2	Seg.3	Seg.4	Lap Time	km/h	Local Time
1		17.508	33.628	35.488	2'01.992	180,6	17:03'15.141
2	27.686	17.397	33.363	35.744	1'54.190	184,2	17:05'09.331
3	27.861	17.518	33.422	35.595	1'54.396	180,9	17:07'03.727
4	27.986	17.312	33.506	35.372	1'54.176	186,7	17:08'57.903

5	27.940	17.374	33.927	35.451	1'54.692	183,0	17:10'52.595
6	28.039	17.662	33.131	35.385	1'54.217	186,0	17:12'46.812
7	27.594	17.358	33.387	35.436	1'53.775	185,4	17:14'40.587
8	27.766	17.252	33.099	35.357	1'53.474	191,8	17:16'34.061
9	27.707	17.178	33.622	35.421	1'53.928	190,5	17:18'27.989
10	27.610	17.393	33.515	35.019	1'53.537	184,5	17:20'21.526
11	27.655	17.639	33.735	35.430	1'54.459	175,4	17:22'15.985
Race Time 21'02.836							

6° 55 G. HENDRA PRATAMA (1'52.968)							
Lap	Seg.1	Seg.2	Seg.3	Seg.4	Lap Time	km/h	Local Time
1		17.537	33.087	35.607	2'00.455	184,2	17:03'13.604
2	27.833	17.315	33.052	35.964	1'54.164	187,6	17:05'07.768
3	27.928	17.637	33.178	35.316	1'54.059	182,7	17:07'01.827
4	27.708	17.642	33.337	35.368	1'54.055	180,0	17:08'55.882
5	27.737	17.712	34.349	35.313	1'55.111	175,2	17:10'50.993
6	27.681	17.441	33.661	35.455	1'54.238	187,9	17:12'45.231
7	27.509	17.317	33.962	35.450	1'54.238	187,6	17:14'39.469
8	27.513	17.346	33.086	35.023	1'52.968	187,9	17:16'32.437
9	27.981	17.319	32.958	35.254	1'53.512	190,8	17:18'25.949
10	28.322	17.803	33.312	35.649	1'55.086	179,4	17:20'21.035
11	27.782	18.020	33.686	35.611	1'55.099	178,0	17:22'16.134
Race Time 21'02.985							

7° 41 J. JAHNIG (1'53.519)							
Lap	Seg.1	Seg.2	Seg.3	Seg.4	Lap Time	km/h	Local Time
1		17.436	33.482	34.885	2'01.002	188,9	17:03'14.151
2	27.854	17.364	33.560	35.400	1'54.178	191,5	17:05'08.329
3	28.124	17.256	33.725	35.403	1'54.508	196,6	17:07'02.837
4	27.766	17.269	33.417	35.395	1'53.847	190,8	17:08'56.684
5	27.731	17.092	33.318	35.378	1'53.519	193,2	17:10'50.203
6	27.900	17.648	33.649	35.360	1'54.557	184,5	17:12'44.760
7	27.727	17.522	34.283	35.265	1'54.797	189,9	17:14'39.557
8	28.061	17.362	33.167	35.404	1'53.994	189,9	17:16'33.551
9	27.516	17.219	33.708	35.245	1'53.688	193,2	17:18'27.239
10	27.689	17.465	33.862	35.653	1'54.669	190,2	17:20'21.908
11	27.816	17.326	33.845	35.440	1'54.427	193,2	17:22'16.335
Race Time 21'03.186							

8° 64 H. DE CANCELLIS (1'52.996)							
Lap	Seg.1	Seg.2	Seg.3	Seg.4	Lap Time	km/h	Local Time
1		17.576	33.822	35.365	2'02.028	182,7	17:03'15.177
2	27.795	17.309	33.168	35.583	1'53.855	187,6	17:05'09.032
3	27.925	17.607	33.461	35.585	1'54.578	183,0	17:07'03.610
4	27.577	17.551	33.149	35.712	1'53.989	180,9	17:08'57.599
5	27.720	17.825	33.164	35.361	1'54.070	180,3	17:10'51.669
6	27.809	17.503	33.332	35.939	1'54.583	182,1	17:12'46.252
7	27.561	17.255	33.932	35.573	1'54.321	191,2	17:14'40.573
8	27.484	17.408	32.986	35.118	1'52.996	187,6	17:16'33.569
9	27.646	17.333	33.107	35.672	1'53.758	186,7	17:18'27.327
10	27.640	17.556	34.025	36.110	1'55.331	184,5	17:20'22.658
11	27.915	17.705	33.131	35.291	1'54.042	180,9	17:22'16.700
Race Time 21'03.551							

9° 69 J. BUIS (1'53.546)							
Lap	Seg.1	Seg.2	Seg.3	Seg.4	Lap Time	km/h	Local Time
1		17.550	33.368	36.029	2'03.752	184,5	17:03'16.901
2	27.898	17.427	33.064	35.523	1'53.912	186,4	17:05'10.813
3	27.581	17.305	33.193	35.824	1'53.903	190,5	17:07'04.716
4	27.935	17.345	33.348	35.255	1'53.883	191,2	17:08'58.599
5	27.912	17.215	33.569	35.850	1'54.546	193,2	17:10'53.145
6	28.088	17.323	33.038	35.761	1'54.210	189,9	17:12'47.355
7	27.978	17.206	33.248	35.416	1'53.848	189,2	17:14'41.203
8	27.669	17.227	33.158	35.547	1'53.601	189,9	17:16'34.804
9	28.545	17.415	33.264	35.359	1'54.583	192,2	17:18'29.387
10	27.783	17.265	33.062	35.436	1'53.546	188,9	17:20'22.933

08/06/2019

P = Pits In/Out - C = Lap Time Cancelled

These data/results cannot be reproduced, stored and/or transmitted in whole or in part by any manner of electronic, mechanical, photocopying, recording, broadcasting or otherwise now known or herein after developed without the previous express consent by the copyright owner, except for reproduction in daily press and regular printed publications on sale to the public within 60 days of the event related to those data/results and always provided that copyright symbol appears together as follows below.

© DORNA WSBK ORGANIZATION Srl 2019



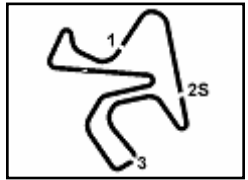
Official Fuel Supplier



Official Tyre Supplier



Official Timekeeper



Acerbis Spanish Round, 7-9 June 2019

Chronological Analysis Race 1

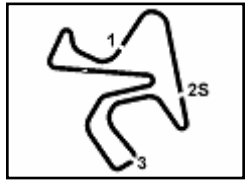
Jerez 4.423 m

Start at 17:01'13.149

2 / 4

Lap	Seg.1	Seg.2	Seg.3	Seg.4	Lap Time	km/h	Local Time												
11	27.998	17.468	33.256	35.299	1'54.021	187,9	17:22'16.954	3	27.899	17.386	33.400	35.766	1'54.451	184,8	17:07'04.354				
								Race Time 2'10'03.805											
10° 10 U. ORRADRE (1'53.709)																			
Lap	Seg.1	Seg.2	Seg.3	Seg.4	Lap Time	km/h	Local Time												
1		17.593	33.665	35.273	2'02.325	177,1	17:03'15.474	4	28.034	17.250	33.213	35.330	1'53.827	187,9	17:08'58.181				
2	27.885	17.288	32.985	35.849	1'54.007	184,5	17:05'09.481	5	28.064	17.224	33.943	35.721	1'54.952	186,7	17:10'53.133				
3	27.983	17.438	33.339	35.644	1'54.404	181,5	17:07'03.885	6	27.967	17.490	33.110	35.595	1'54.162	179,7	17:12'47.295				
4	27.947	17.108	33.061	35.593	1'53.709	187,9	17:08'57.594	7	27.862	17.363	33.655	35.524	1'54.404	181,8	17:14'41.699				
5	27.709	17.765	32.915	35.323	1'53.712	181,5	17:10'51.306	8	27.761	17.327	33.014	35.245	1'53.347	186,0	17:16'35.046				
6	27.667	17.319	34.149	35.681	1'54.816	188,9	17:12'46.122	9	28.169	17.487	33.408	35.559	1'54.623	184,2	17:18'29.669				
7	27.579	17.246	33.785	35.537	1'54.147	189,9	17:14'40.269	10	27.992	17.490	33.184	35.341	1'54.007	181,8	17:20'23.676				
8	27.680	17.635	33.250	35.288	1'53.853	189,9	17:16'34.122	11	28.054	17.272	33.440	35.398	1'54.164	184,8	17:22'17.840				
9	27.848	17.194	33.466	35.545	1'54.053	191,2	17:18'28.175									Race Time 2'10'04.691			
10	27.751	17.722	33.069	36.027	1'54.569	183,0	17:20'22.744	15° 71 T. EDWARDS (1'53.619)											
11	28.111	17.446	33.719	35.151	1'54.427	183,0	17:22'17.171												
								Race Time 2'10'04.022											
Lap	Seg.1	Seg.2	Seg.3	Seg.4	Lap Time	km/h	Local Time												
1		17.597	33.068	35.391	2'02.654	189,5	17:03'15.803	1				35.322	2'01.623				17:03'14.772		
2	27.714	17.267	32.985	35.516	1'53.482	187,6	17:05'09.285	2	27.721	17.308	33.497	35.767	1'54.293	189,5	17:05'09.065				
3	27.740	17.593	33.263	35.395	1'53.991	185,7	17:07'03.276	3	27.792	17.329	33.548	35.913	1'54.582	184,8	17:07'03.647				
4	27.821	17.678	33.589	35.546	1'54.634	176,8	17:08'57.910	4	27.880			35.677	1'54.234				17:08'57.881		
5	28.131	17.369	33.450	35.454	1'54.404	188,9	17:10'52.314	5	27.659			35.725	1'54.845				17:10'52.726		
6	28.061	17.738	33.168	35.508	1'54.475	176,6	17:12'46.789	6	27.856	17.516	32.997	35.310	1'53.679	180,3	17:12'46.405				
7	27.829	17.375	33.260	35.859	1'54.323	185,7	17:14'41.112	7	27.646			35.923	1'54.409				17:14'40.814		
8	27.848	17.260	33.136	35.413	1'53.657	188,9	17:16'34.769	8	27.678			35.429	1'53.619				17:16'34.433		
9	28.005	17.797	33.056	35.491	1'54.349	180,0	17:18'29.118	9	27.712	17.273	33.513	35.337	1'53.835	190,2	17:18'28.268				
10	27.903	17.326	32.925	35.415	1'53.569	186,7	17:20'22.687	10	27.809			35.643	1'54.367				17:20'22.635		
11	28.324	17.426	33.381	35.360	1'54.491	189,2	17:22'17.178	11	28.785			35.519	1'55.488				17:22'18.123		
								Race Time 2'10'04.974											
Lap	Seg.1	Seg.2	Seg.3	Seg.4	Lap Time	km/h	Local Time												
1		17.596	33.454	35.168	2'00.221	181,5	17:03'13.370	16° 17 K. MEUFFELS (1'53.804)											
2	27.716	17.557	33.347	36.047	1'54.667	182,7	17:05'08.037					33.685	35.272	2'01.127	191,2	17:03'14.276			
3	27.786	17.530	33.776	35.107	1'54.199	180,9	17:07'02.236	2	27.919	17.253	33.725	35.440	1'54.337	192,2	17:05'08.613				
4	27.642	17.421	33.904	35.483	1'54.450	178,8	17:08'56.686	3	28.107	17.271	33.581	35.298	1'54.257	192,5	17:07'02.870				
5	27.428	17.351	33.797	35.091	1'53.667	183,0	17:10'50.353	4	27.879	17.266	33.406	35.312	1'53.863	189,9	17:08'56.733				
6	27.853	17.552	33.545	35.223	1'54.173	179,1	17:12'44.526	5	27.806	17.301	33.968	35.235	1'54.310	190,2	17:10'51.043				
7	27.728	17.575	33.694	35.097	1'54.094	182,4	17:14'38.620	6	27.782	17.297	33.894	35.566	1'54.539	188,6	17:12'45.582				
8	27.591	17.492	32.985	35.722	1'53.790	182,1	17:16'32.410	7	27.700	17.225	34.072	35.280	1'54.277	191,8	17:14'39.859				
9	27.706	17.494	33.551	34.954	1'53.705	183,0	17:18'26.115	8	27.854	17.255	33.308	35.387	1'53.804	192,5	17:16'33.663				
10	28.358	17.937	33.733	35.055	1'55.083	182,4	17:20'21.198	9	27.705	17.244	33.840	35.617	1'54.406	188,9	17:18'28.069				
11	27.879	17.799	33.888	36.436	1'56.002	184,2	17:22'17.200	10	27.720	17.915	33.464	35.794	1'54.893	180,3	17:20'22.962				
								Race Time 2'10'07.091											
Lap	Seg.1	Seg.2	Seg.3	Seg.4	Lap Time	km/h	Local Time												
1		17.652	33.608	35.308	2'02.230	181,8	17:03'15.379	17° 8 M. PEREZ (1'54.009)											
2	27.832	17.433	33.478	35.478	1'54.221	184,2	17:05'09.600					33.791	35.521	2'03.677	190,5	17:03'16.826			
3	27.792	17.499	33.541	35.731	1'54.563	182,1	17:07'04.163	2	28.172	17.395	33.246	35.391	1'54.204	186,7	17:05'11.030				
4	27.915	17.439	33.565	35.165	1'54.084	182,7	17:08'58.247	3	27.693	17.438	33.423	35.990	1'54.544	184,8	17:07'05.574				
5	28.137	17.288	33.972	35.469	1'54.866	188,3	17:10'53.113	4	27.871	17.332	33.177	35.927	1'54.307	184,8	17:08'59.881				
6	27.826	17.588	33.463	35.264	1'54.141	185,4	17:12'47.254	5	28.070	17.814	33.768	35.439	1'55.091	179,1	17:10'54.972				
7	27.656	17.572	33.577	35.468	1'54.273	184,8	17:14'41.527	6	27.536	17.547	33.211	35.715	1'54.009	185,4	17:12'48.981				
8	27.602	17.345	33.118	35.257	1'53.322	186,4	17:16'34.849	7	27.836	17.748	33.279	35.660	1'54.523	181,2	17:14'43.504				
9	28.037	17.622	33.344	35.338	1'54.341	180,6	17:18'29.190	8	27.880	17.426	33.339	35.680	1'54.325	182,4	17:16'37.829				
10	27.709	17.415	33.289	35.448	1'53.861	183,3	17:20'23.051	9	28.037	17.813	33.734	35.711	1'55.295	179,7	17:18'33.124				
11	28.119	17.348	33.763	35.265	1'54.495	183,6	17:22'17.546	10	27.987	17.910	33.695	35.762	1'55.354	175,4	17:20'28.478				
								Race Time 2'10'04.397											
Lap	Seg.1	Seg.2	Seg.3	Seg.4	Lap Time	km/h	Local Time												
1		17.662	33.419	35.551	2'02.948	181,2	17:03'16.097	18° 13 D. IOZZO (1'53.718)											
2	27.892	17.453	33.009	35.452	1'53.806	182,7	17:05'09.903					33.757	35.599	2'04.277	191,2	17:03'17.426			
3								2	27.922	17.245	33.232	35.924	1'54.323	193,2	17:05'11.749				
4								3	27.828	17.503	33.258	35.834	1'54.423	183,0	17:07'06.172				
5								4	27.853	17.373	32.864	35.628	1'53.718	186,7	17:08'59.890				
6								5	28.188	17.758	33.612	35.630	1'55.188	188,3	17:10'55.078				
7								6	27.596	17.486	33.433	35.674	1'54.189	187,9	17:12'49.267				
8								7	28.042	17.770	33.220	35.618	1'54.650	183,0	17:14'43.917				
9								8	27.749	17.720	33.616	35.643	1'54.728	179,4	17:16'38.645				
								9	27.738	17.551	33.883	35.680	1'54.852	184,5	17:18'33.497				

08/06/2019 P = Pits In/Out - C = Lap Time Cancelled



Acerbis Spanish Round, 7-9 June 2019

Chronological Analysis Race 1

Jerez 4.423 m

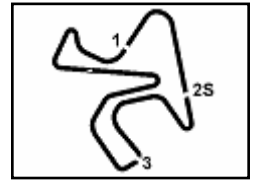
Start at 17:01'13.149

3 / 4

Lap	Seg.1	Seg.2	Seg.3	Seg.4	Lap Time	km/h	Local Time									
10	27.769	17.920	33.818	35.883	1'55.390	177,7	17:20'28.887	2	27.946	17.676	33.293	36.066	1'54.981	183,9	17:05'13.974	
11	28.161	17.708	33.342	35.915	1'55.126	185,7	17:22'24.013	3	27.870	17.616	33.519	35.874	1'54.879	184,8	17:07'08.853	
								4	28.003	17.667	33.504	35.763	1'54.937	182,7	17:09'03.790	
								5	27.841	17.440	33.412	35.512	1'54.205	187,6	17:10'57.995	
								6	27.866	17.790	33.322	35.745	1'54.723	177,7	17:12'52.718	
								7	27.961	17.572	33.351	35.666	1'54.550	186,0	17:14'47.268	
								8	27.975	17.752	33.150	35.729	1'54.606	180,9	17:16'41.874	
								9	27.945	17.677	33.059	35.428	1'54.109	182,1	17:18'35.983	
								10	28.007	17.966	33.127	35.774	1'54.874	177,4	17:20'30.857	
								11	27.809	17.728	33.605	35.741	1'54.883	181,8	17:22'25.740	
								Race Time 21'10.864								
19° 6 R. SCHOTMAN (1'54.043)																
Lap	Seg.1	Seg.2	Seg.3	Seg.4	Lap Time	km/h	Local Time									
1		17.421	34.021	35.402	2'03.902	192,5	17:03'17.051									
2	28.079	17.318	33.056	35.590	1'54.043	192,2	17:05'11.094									
3	27.734	17.336	33.577	36.026	1'54.673	192,5	17:07'05.767									
4	27.866	17.300	33.189	35.824	1'54.179	188,9	17:08'59.946									
5	28.096	17.731	33.201	35.532	1'54.560	187,9	17:10'54.506									
6	27.803	17.720	33.424	36.070	1'55.017	184,2	17:12'49.520									
7	27.888	17.568	33.200	35.771	1'54.427	187,3	17:14'43.950									
8	27.908	17.474	33.372	35.456	1'54.210	183,3	17:16'38.160									
9	27.935	17.677	33.898	35.622	1'55.132	187,9	17:18'33.292									
10	28.277	17.489	33.564	35.743	1'55.073	181,5	17:20'28.365									
11	28.350	17.872	33.630	35.901	1'55.753	190,2	17:22'24.118									
								Race Time 21'10.969								
20° 20 D. LOUREIRO (1'53.845)																
Lap	Seg.1	Seg.2	Seg.3	Seg.4	Lap Time	km/h	Local Time									
1		17.645	34.938	35.927	2'06.735	192,5	17:03'19.884									
2	28.370	17.383	33.262	35.673	1'54.688	188,3	17:05'14.572									
3	27.882	17.343	33.364	35.901	1'54.490	189,2	17:07'09.062									
4	27.995	17.543	33.310	35.708	1'54.556	188,3	17:09'03.618									
5	27.656	17.730	33.693	35.749	1'54.828	187,6	17:10'58.446									
6	27.663	17.538	33.149	35.919	1'54.269	183,6	17:12'52.715									
7	27.875	17.637	33.212	35.636	1'54.360	183,3	17:14'47.075									
8	27.786	17.654	33.156	35.480	1'54.076	182,1	17:16'41.151									
9	27.817	17.481	33.187	35.360	1'53.845	184,8	17:18'34.996									
10	27.713	17.601	33.216	35.583	1'54.113	182,4	17:20'29.109									
11	28.409	17.989	33.257	35.634	1'55.289	182,7	17:22'24.398									
								Race Time 21'11.249								
21° 36 B. NEILA (1'53.924)																
Lap	Seg.1	Seg.2	Seg.3	Seg.4	Lap Time	km/h	Local Time									
1		17.567	34.075	35.585	2'03.923	184,5	17:03'17.072									
2	28.176	17.257	33.604	35.536	1'54.573	191,5	17:05'11.645									
3	27.684	17.179	33.344	35.717	1'53.924	190,2	17:07'05.569									
4	27.761	17.275	33.176	36.207	1'54.419	183,9	17:08'59.988									
5	28.138	17.614	33.520	35.470	1'54.742	181,5	17:10'54.730									
6	27.626	17.693	33.728	35.439	1'54.486	179,4	17:12'49.216									
7	27.652	17.747	33.359	35.535	1'54.293	183,3	17:14'43.509									
8	27.741	17.546	33.554	35.522	1'54.363	181,5	17:16'37.872									
9	28.088	17.764	33.561	35.739	1'55.152	181,2	17:18'33.024									
10	28.162	17.828	33.428	35.976	1'55.394	180,3	17:20'28.418									
11	28.157	17.901	33.980	36.041	1'56.079	175,4	17:22'24.497									
								Race Time 21'11.348								
22° 85 K. SABATUCCI (1'54.023)																
Lap	Seg.1	Seg.2	Seg.3	Seg.4	Lap Time	km/h	Local Time									
1		17.981	33.589	35.870	2'05.830	184,2	17:03'18.979									
2	27.912	17.810	33.041	35.463	1'54.226	185,4	17:05'13.205									
3	27.871	17.820	33.395	35.718	1'54.804	179,7	17:07'08.009									
4	28.104	17.878	33.693	35.457	1'55.132	176,8	17:09'03.141									
5	27.832	17.856	33.289	35.485	1'54.462	179,7	17:10'57.603									
6	27.722	17.735	33.231	35.335	1'54.023	176,8	17:12'51.626									
7	28.030	17.628	33.212	35.648	1'54.518	182,4	17:14'46.144									
8	27.819	17.634	33.340	36.164	1'54.957	182,7	17:16'41.101									
9	28.035	17.565	33.354	35.264	1'54.218	183,3	17:18'35.319									
10	27.789	18.310	33.449	35.726	1'55.274	174,6	17:20'30.593									
11	27.929	17.860	33.436	35.886	1'55.111	178,3	17:22'25.704									
								Race Time 21'12.555								
23° 21 B. SANCHEZ (1'54.109)																
Lap	Seg.1	Seg.2	Seg.3	Seg.4	Lap Time	km/h	Local Time									
1		17.509	34.212	36.390	2'05.844	193,5	17:03'18.993									

Lap	Seg.1	Seg.2	Seg.3	Seg.4	Lap Time	km/h	Local Time
1		17.578	33.890	35.781	2'03.787	187,0	17:03'16.936
2	27.989	17.341	32.864	35.407	1'53.601	190,5	17:05'10.537
3	27.700	17.348	33.192	35.595	1'53.835	192,2	17:07'04.372
4	28.149	17.377	33.748	35.532	1'54.806	191,2	17:08'59.178
5	27.818	17.475	33.416	35.581	1'54.290	187,9	17:10'53.468
6	27.882	17.333	33.507	35.560	1'54.282	190,5	17:12'47.750
7	27.855	17.407	33.387	35.613	1'54.262	188,6	17:14'42.012
8	27.636	17.362	33.054	35.462	1'53.514	188,9	17:16'35.526
9	27.922	17.379	33.492	35.684	1'54.477	193,5	17:18'30.003
10	27.789	17.381	33.037	35.735	1'53.942	190,2	17:20'23.945
11	27.895	17.407	33.784	44.827	2'03.913	190,8	17:22'27.858
Race Time 21'14.709							

Lap	Seg.1	Seg.2	Seg.3	Seg.4	Lap Time	km/h	Local Time
1		18.073	34.523	36.002	2'06.928	181,2	17:03'20.077
2	28.343	17.548	33.379	35.786	1'55.056	184,8	17:05'15.133
3	27.806	17.605	33.304	36.062	1'54.777	185,1	17:07'09.910
4	27.772	17.510	33.483	35.628	1'54.393	185,4	17:09'04.303
5	27.844	17.482	33.513	35.898	1'54.737	186,0	17:10'59.040
6	27.710	17.532	33.312	35.668	1'54.222	186,0	17:12'53.262
7	28.122	17.818	33.489	36.088	1'55.517	180,6	17:14'48.779
8	28.077	17.896	33.589	36.274	1'55.836	178,3	17:16'44.615
9	28.156	18.009	33.758	36.281	1'56.204	177,4	17:18'40.819
10	28.474	18.191	33.658	36.168	1'56.491	173,8	17:20'37.310
11	28.719	18.187	33.809	36.535	1'57.2		



Jerez 4.423 m

Acerbis Spanish Round, 7-9 June 2019

Chronological Analysis Race 1

Start at 17:01'13.149

4 / 4

Race Time 5'52.942

9	29.107	18.605	34.427	37.168	1'59.307	174,3	17:19'10.637
10	28.681	18.838	34.639	36.992	1'59.150	170,1	17:21'09.787
11	28.645	18.622	34.452	37.297	1'59.016	171,1	17:23'08.803

Race Time 21'55.654

RET 88 B. IERACI (1'53.337)							
Lap	Seg.1	Seg.2	Seg.3	Seg.4	Lap Time	km/h	Local Time
1		17.401	34.142	35.581	2'04.402	194,9	17:03'17.551
2	27.997	17.178	33.220	35.456	1'53.851	194,2	17:05'11.402
3	27.630	17.170	32.862	35.675	1'53.337	193,5	17:07'04.739
4	27.827	17.177	32.974	35.375	1'53.353	192,8	17:08'58.092
5	27.610	17.532	33.278	35.269	1'53.689	184,8	17:10'51.781
6	27.606	17.370	33.435	35.650	1'54.061	187,9	17:12'45.842
7	27.702	17.383	33.792	35.425	1'54.302	188,6	17:14'40.144
8	27.745	17.330	33.387	35.363	1'53.825	192,2	17:16'33.969
9	27.681	17.307	33.382	35.349	1'53.719	188,3	17:18'27.688
10	27.624	17.404	33.694	35.500	1'54.222	187,6	17:20'21.910

Race Time 19'08.761

RET 22 N. KALININ (1'53.805)							
Lap	Seg.1	Seg.2	Seg.3	Seg.4	Lap Time	km/h	Local Time
1		17.465	34.471	35.886	2'05.009	192,5	17:03'18.158
2	27.771	17.425	33.084	35.525	1'53.805	186,7	17:05'11.963
3	28.117	17.384	33.106	35.747	1'54.354	187,9	17:07'06.317
4	28.052	17.272	33.197	35.606	1'54.127	190,8	17:09'00.444
5	27.853	17.650	33.856	35.576	1'54.935	189,2	17:10'55.379
6	28.082	17.639	32.947	35.600	1'54.268	182,1	17:12'49.647
7	27.917	17.441	33.451	35.526	1'54.335	185,7	17:14'43.982
8	28.088	17.395	33.392	35.484	1'54.359	187,3	17:16'38.341
9	27.861	17.674	34.097	35.679	1'55.311	187,0	17:18'33.652
10	28.041	17.579	33.625	35.775	1'55.020	187,3	17:20'28.672

Race Time 19'15.523

RET 65 J. FACCO (1'53.929)							
Lap	Seg.1	Seg.2	Seg.3	Seg.4	Lap Time	km/h	Local Time
1		17.553	35.078	36.341	2'06.633	192,8	17:03'19.782
2	28.142	17.459	33.292	35.671	1'54.564	189,9	17:05'14.346
3	27.788	17.333	33.239	35.569	1'53.929	188,3	17:07'08.275
4	27.993	17.684	33.357	35.544	1'54.578	185,4	17:09'02.853
5	27.922	17.728	33.232	35.516	1'54.398	180,0	17:10'57.251
6	27.742	17.673	33.257	35.699	1'54.371	178,6	17:12'51.622
7	27.896	17.663	33.165	35.520	1'54.244	181,8	17:14'45.866
8	27.971	17.660	33.841	35.641	1'55.113	181,2	17:16'40.979
9	27.865	17.617	33.398	35.362	1'54.242	180,3	17:18'35.221

Race Time 17'22.072

RET 47 F. HERNANDEZ MOYANO (1'54.330)							
Lap	Seg.1	Seg.2	Seg.3	Seg.4	Lap Time	km/h	Local Time
1		17.654	34.385	35.882	2'05.986	192,2	17:03'19.135
2	27.926	17.747	33.307	35.350	1'54.330	185,4	17:05'13.465
3	27.812	17.760	33.530	35.452	1'54.554	185,4	17:07'08.019
4	28.136	17.752	33.596	35.619	1'55.103	180,3	17:09'03.122
5	27.905	17.875	33.411	35.485	1'54.676	184,8	17:10'57.798
6	27.961	17.943	34.067	35.631	1'55.602	174,6	17:12'53.400

Race Time 11'40.251

RET 66 D. OTTEN (1'53.720)							
Lap	Seg.1	Seg.2	Seg.3	Seg.4	Lap Time	km/h	Local Time
1		17.719	33.437	35.697	2'03.257	183,9	17:03'16.406
2	27.683	17.401	33.297	35.339	1'53.720	186,7	17:05'10.126
3	27.880	17.481	34.057	36.362	1'55.780	187,3	17:07'05.906

Race Time 5'52.757

RET 7 T. KAWAKAMI (1'53.563)							
Lap	Seg.1	Seg.2	Seg.3	Seg.4	Lap Time	km/h	Local Time
1		17.445	34.280	35.838	2'05.100	190,5	17:03'18.249
2	27.721	17.549	33.019	35.274	1'53.563	185,4	17:05'11.812
3	27.867	17.358	33.118	35.936	1'54.279	183,9	17:07'06.091

08/06/2019 P = Pits In/Out - C = Lap Time Cancelled

These data/results cannot be reproduced, stored and/or transmitted in whole or in part by any manner of electronic, mechanical, photocopying, recording, broadcasting or otherwise now known or herein after developed without the previous express consent by the copyright owner, except for reproduction in daily press and regular printed publications on sale to the public within 60 days of the event related to those data/results and always provided that copyright symbol appears together as follows below.

© DORNA WSBK ORGANIZATION Srl 2019






Jerez 4.423 m

Acerbis Spanish Round, 7-9 June 2019

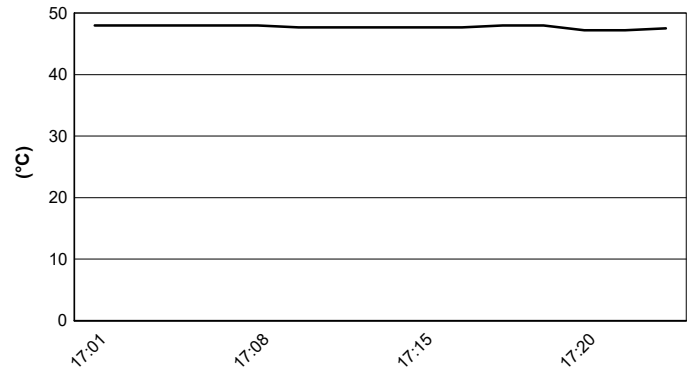
Weather Report Race 1

Session started 17:01 - Session ended 17:24

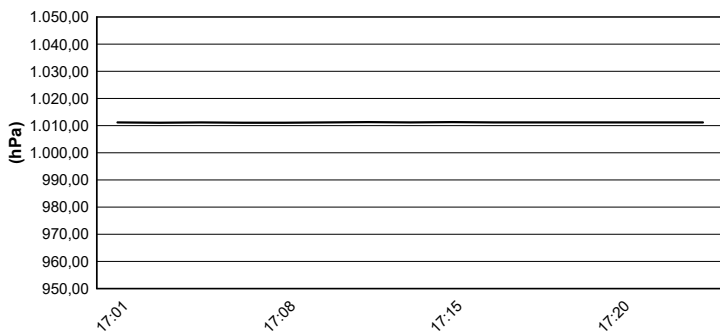
Air Temperature



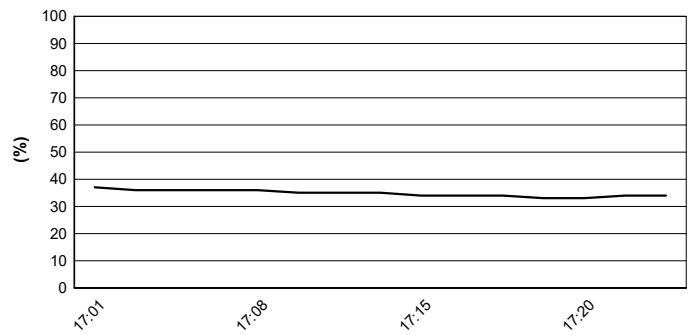
Track Temperature



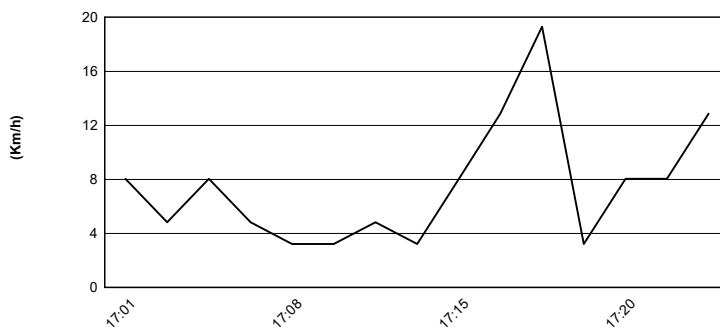
Air Pressure



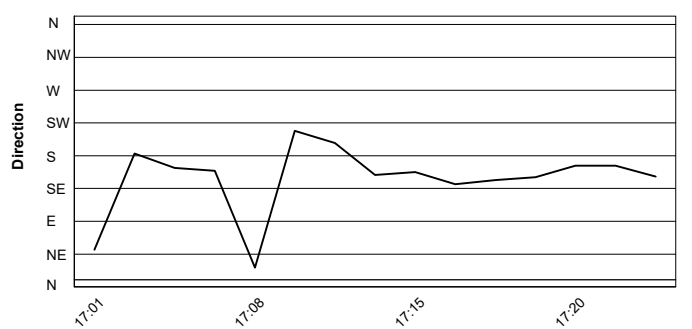
Humidity



Wind Speed



Wind Direction

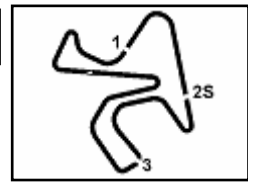


08/06/2019

These data/results cannot be reproduced, stored and/or transmitted in whole or in part by any manner of electronic, mechanical, photocopying, recording, broadcasting or otherwise now known or herein after developed without the previous express consent by the copyright owner, except for reproduction in daily press and regular printed publications on sale to the public within 60 days of the event related to those data/results and always provided that copyright symbol appears together as follows below.

© DORNA WSBK ORGANIZATION Srl 2019





Acerbis Spanish Round, 7-9 June 2019 Championship Standings

Jerez 4.423 m

	Points	Points From First	Points From Previous	April 7 ARAGON	April 14 ASSEN	May 12 IMOLA	June 8 JEREZ 1	June 9 JEREZ 2	June 23 MISANO	July 7 DONINGTON PARK	September 8 PORTIMAO	September 29 MAGNY COURS	October 26 LOSAIL						
1 GONZALEZ Manuel (ESP)	63			25 1	25 1	1	13 1												
2 DEROUE Scott (NED)	56	7		16 3	20 2	2	20 2												
3 DE CANCELLIS Hugo (FRA)	39	24	17	20 2	11 3	3	8 3												
4 JAHNIG Jan-Ole (GER)	38	25	1	13 4	16 4	4	9 4												
5 GARCIA Marc (ESP)	30	33	8		5 14	14	25 5												
6 VERDOIA Andy (FRA)	29	34	1	11 5	7 6	6	11 6												
7 CARRASCO Ana (ESP)	24	39	5		8 11	11	16 7												
8 STEEMAN Victor (NED)	21	42	3	10 6	6 8	8	5 8												
9 BONOLI Omar (ITA)	19	44	2	9 7	10 5	5	9 9												
10 IERACI Bruno (ITA)	17	46	2	8 8	9 7	7	10 10												
11 KALININ Nick (UKR)	15	48	2	2 14	13 9	9	11 11												
12 HENDRA PRATAMA Galang (INA)	10	53	5				10 12												
13 BUIS Jeffrey (NED)	10	53	0		3 16	16	7 12												
14 SCHOTMAN Robert (NED)	9	54	1	5 11	4 10	10	14 14												
15 MEUFFELS Koen (NED)	8	55	1	7 9	12 12	12	1 15												
16 PEDENEAU Mateo (FRA)	8	55	0	4 12	15 15	15	4 15												
17 KAPPLER Maximilian (GER)	7	56	1	6 10	1 12	12	17 17												
18 ORRADRE Unai (ESP)	6	57	1				6 18												
19 DE LA VEGA Enzo (FRA)	3	60	3				3 19												
20 ROVELLI Filippo (ITA)	3	60	0	3 13	16 16	16	19 19												
21 EDWARDS Tom (AUS)	2	61	1				2 21												
22 GOMEZ Francisco (ESP)	2	61	0		2 18	18	21 21												
23 PEREZ Mika (ESP)	1	62	1	1 15	19 19	19	23 23												

08/06/2019 First Line: Championship Standings - Second Line: Ranking Progression
 These data/results cannot be reproduced, stored and/or transmitted in whole or in part by any manner of electronic, mechanical, photocopying, recording, broadcasting or otherwise now known or herein after developed without the previous express consent by the copyright owner, except for reproduction in daily press and regular printed publications on sale to the public within 60 days of the event related to those data/results and always provided that copyright symbol appears together as follows below.
 © DORNA WSBK ORGANIZATION Srl 2019





Jerez 4.423 m

Acerbis Spanish Round, 7-9 June 2019 Manufacturers Standings

	Points	Points From First	Points From Previous	April 7	April 14	May 12	June 8	June 9	June 23	July 7	September 8	September 29	October 26				
				ARAGON	ASSEN	IMOLA	JEREZ 1	JEREZ 2	MISANO	DONINGTON PARK	PORTIMAO	MAGNY COURS	LOSAIL				
1 KAWASAKI	75			25 1	25 1	1	25 1										
2 YAMAHA	42	33		20 2	11 2	2	11 2										
3 KTM	38	37	4	13 3	16 3	3	9 3										

08/06/2019 First Line: Championship Standings - Second Line: Ranking Progression

These data/results cannot be reproduced, stored and/or transmitted in whole or in part by any manner of electronic, mechanical, photocopying, recording, broadcasting or otherwise now known or herein after developed without the previous express consent by the copyright owner, except for reproduction in daily press and regular printed publications on sale to the public within 60 days of the event related to those data/results and always provided that copyright symbol appears together as follows below.

© DORNA WSBK ORGANIZATION Srl 2019





Acerbis Spanish Round, 7-9 June 2019

Team Standings

Jerez 4.423 m

	April 7 ARAGON	April 14 ASSEN	May 12 IMOLA	June 8 JEREZ 1	June 9 JEREZ 2	June 23 MISANO	July 7 DONINGTON PARK	September 8 PORTIMAO	September 29 MAGNY COURS	October 26 LOSAIL	
1 Kawasaki ParkinGO Team	66										
GONZALEZ Manuel	63	25	25	13							
ROVELLI Filippo	3	3									
EDWARDS Tom				4							
2 Kawasaki MOTOPOST	65 (-1)										
DEROUE Scott	56	16	20	20							
SCHOTMAN Robert	9	5	4								
3 Team Trasimeno Yamaha	58 (-8)										
DE CANCELLIS Hugo	39	20	11	8							
BONOLI Omar	19	9	10								
4 Freudenberg KTM Junior Team	54 (-12)										
JAHNIG Jan-Ole	38	13	16	9							
STEEMAN Victor	16	10	6	4							
5 BCD Yamaha MS Racing	35 (-31)										
VERDOIA Andy	29	11	7	11							
ORRADRE Unai	6			6							
6 DS Junior Team	32 (-34)										
GARCIA Marc	30		5	25							
GOMEZ Francisco	2		2								
7 Kawasaki Provec WorldSSP300	24 (-42)										
CARRASCO Ana	24		8	16							
8 Kawasaki GP Project	17 (-49)										
IERACI Bruno	17	8	9								
9 Nutec - RT Motorsports by SKM - Kawasaki	15 (-51)										
KALININ Nick	15	2	13								
10 Freudenberg KTM WorldSSP Team	14 (-52)										
MEUFFELS Koen	7	7		4							
KAPPLER Maximilian	7	6	1								
11 MTM Racing Team	10 (-56)										
BUIS Jeffrey	10		3	7							
12 Semakin Di Depan Biblion Motoxracing	10 (-56)										
HENDRA PRATAMA Galang	10			10							
13 Team MHP Racing-Patrick Pons	4 (-62)										
PEDENEAU Mateo	4	4		4							
DE LA VEGA Enzo				4							
14 Scuderia Maranga Racing	1 (-65)										
PEREZ Mika	1	1									

08/06/2019 * Independent teams

These data/results cannot be reproduced, stored and/or transmitted in whole or in part by any manner of electronic, mechanical, photocopying, recording, broadcasting or otherwise now known or herein after developed without the previous express consent by the copyright owner, except for reproduction in daily press and regular printed publications on sale to the public within 60 days of the event related to those data/results and always provided that copyright symbol appears together as follows below.

© DORNA WSBK ORGANIZATION Srl 2019



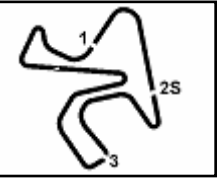
Official Fuel Supplier



PIRELLI
FIM PEROGIA TIMING Official Tyre Supplier



Official Timekeeper



Acerbis Spanish Round, 7-9 June 2019

Best Laps & Speeds

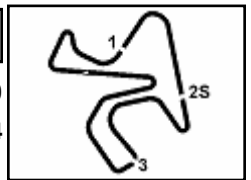
No.	Rider Bike	Nat	Best Lap		FP1		FP2		FP3		SP		LCR		RC1	
			LL	SPD	LL	SPD	LL	SPD	LL	SPD	LL	SPD	LL	SPD	LL	SPD
1	72 V. STEEMAN KTM RC 390 R	NED	1'52.199	50 195,2	1'54.792	13 191,1	1'53.665	11 191,8	1'52.730	5 195,2	1'52.199	10 189,2			1'53.667	11 184,1
2	42 M. GARCIA Kawasaki Ninja 400	ESP	1'52.570	39 190,1			1'53.207	14 190,1	1'53.429	7 186,3	1'52.570	7 188,8			1'53.736	11 189,2
3	18 M. GONZALEZ Kawasaki Ninja 400	ESP	1'52.623	42 192,1	2'04.317	3 181,1	1'52.794	11 192,1	1'52.623	8 191,5	1'52.756	9 184,8			1'53.051	11 191,8
4	55 G. HENDRA PRATAMA Yamaha YZF-R3	INA	1'52.724	44 191,5	2'01.340	5 179,4	1'53.550	12 191,5	1'53.472	8 191,1	1'52.724	8 188,5			1'52.968	11 190,8
5	1 A. CARRASCO Kawasaki Ninja 400	ESP	1'52.794	44 194,5	2'04.236	3 187,6	1'54.393	13 189,5	1'53.453	7 191,1	1'52.794	10 191,1			1'53.240	11 194,5
6	64 H. DE CANCELLIS Yamaha YZF-R3	FRA	1'52.996	56 191,1	2'03.607	12 177,9	1'54.111	15 187,9	1'54.410	8 185,4	1'53.823	10 184,4			1'52.996	11 191,1
7	41 J. JAHNIG KTM RC 390 R	GER	1'53.263	52 196,6	2'10.750	12 182,0	1'54.977	12 194,1	1'53.263	8 195,9	1'53.954	9 192,1			1'53.519	11 196,6
8	3 M. PEDENEAU Yamaha YZF-R3	FRA	1'53.322	52 190,5	1'54.743	11 185,1	1'55.298	11 189,5	1'54.575	8 190,5	1'53.662	11 181,7			1'53.322	11 188,2
9	88 B. IERACI Kawasaki Ninja 400	ITA	1'53.337	54 194,8	1'54.791	10 188,8	1'56.440	6 190,5	1'54.489	8 188,8	1'55.197	11 185,7	1'55.441		1'53.337	10 194,8
10	14 E. DE LA VEGA Yamaha YZF-R3	FRA	1'53.347	52 187,9	2'04.906	10 182,6	1'54.671	13 184,1	1'54.452	8 183,5	1'53.980	10 185,4			1'53.347	11 187,9
11	95 S. DEROUÉ Kawasaki Ninja 400	NED	1'53.435	53 194,1	1'54.796	12 189,8	1'54.671	12 194,1	1'54.447	8 193,8	1'53.922	10 186,3			1'53.435	11 194,1
12	6 R. SCHOTMAN Kawasaki Ninja 400	NED	1'53.462	43 192,5	2'02.299	2 182,3	1'54.643	12 192,5	1'53.462	8 188,8	1'54.526	10 191,1			1'54.043	11 192,5
13	25 A. VERDOÏA Yamaha YZF-R3	FRA	1'53.474	43 191,8	1'54.436	10 185,4	1'54.337	5 187,6	1'54.500	8 187,6	1'53.530	9 183,5			1'53.474	11 191,8
14	28 O. BONOLI Yamaha YZF-R3	ITA	1'53.482	43 189,5	2'08.606	2 180,2	1'54.379	13 186,0	1'53.892	8 186,9	1'53.627	9 184,4			1'53.482	11 189,5
15	16 M. LUNA BAYEN Kawasaki Ninja 400	ESP	1'53.514	40 195,2			1'55.287	13 193,8	1'53.932	7 195,2	1'54.413	9 191,1			1'53.514	11 193,5
16	69 J. BUIS Kawasaki Ninja 400	NED	1'53.546	47 193,1	1'55.557	14 187,6	1'55.020	12 186,9			1'54.352	10 186,3			1'53.546	11 193,1
17	7 T. KAWAKAMI Yamaha YZF-R3	BRA	1'53.563	28 191,8	2'10.592	1 191,8	1'55.537	14 191,8			1'54.678	10 186,3			1'53.563	3 190,5
18	71 T. EDWARDS Kawasaki Ninja 400	AUS	1'53.573	37 190,1	2'00.985	4 179,4	1'53.573	14 188,8			1'53.854	8 180,2			1'53.619	11 190,1
19	15 M. BASTIANELLI Kawasaki Ninja 400	ITA	1'53.583	35 189,2	2'03.392	4 189,2	1'55.400	13 186,0	1'53.583	8 188,5	1'53.910	10 189,2				
20	10 U. ORRADRE Yamaha YZF-R3	ESP	1'53.709	51 193,1	1'57.836	9 182,0	1'54.547	14 190,1	1'54.414	8 193,1	1'54.295	9 183,5			1'53.709	11 191,1
21	13 D. IOZZO Kawasaki Ninja 400	RSA	1'53.718	48 193,1	2'07.522	6 181,7	1'55.379	13 191,1	1'54.266	8 187,3	1'54.486	10 187,3			1'53.718	11 193,1
22	66 D. OTTEN Kawasaki Ninja 400	NED	1'53.720	37 191,1	2'07.189	2 179,4	1'54.323	14 190,5	1'54.135	8 191,1	1'54.409	10 185,7			1'53.720	3 187,3
23	17 K. MEUFFELS KTM RC 390 R	NED	1'53.728	52 196,2	2'09.086	9 183,8	1'54.817	15 196,2	1'53.935	7 190,5	1'53.728	10 193,5			1'53.804	11 192,5
24	22 N. KALININ Kawasaki Ninja 400	UKR	1'53.805	44 192,5	2'01.334	3 182,9	1'54.821	13 188,5	1'53.921	8 191,5	1'54.747	10 191,5			1'53.805	10 192,5
25	20 D. LOUREIRO Kawasaki Ninja 400	RSA	1'53.845	51 192,5	1'55.635	12 184,8	1'55.250	10 190,5	1'54.122	8 190,5	1'54.614	10 187,3			1'53.845	11 192,5

08/06/2019

These data/results cannot be reproduced, stored and/or transmitted in whole or in part by any manner of electronic, mechanical, photocopying, recording, broadcasting or otherwise now known or herein after developed without the previous express consent by the copyright owner, except for reproduction in daily press and regular printed publications on sale to the public within 60 days of the event related to those data/results and always provided that copyright symbol appears together as follows below.

© DORNA WSBK ORGANIZATION Srl 2019





Acerbis Spanish Round, 7-9 June 2019

Best Laps & Speeds

No.	Rider Bike	Nat	Best Lap		FP1		FP2		FP3		SP		LCR		RC1	
			LL	SPD	LL	SPD	LL	SPD	LL	SPD	LL	SPD	LL	SPD	LL	SPD
26	5 G. ERILL Kawasaki Ninja 400	ESP	1'53.857	56 191,5	2'22.773	2 172,9	1'56.563	14 186,3	1'53.857	8 191,5	1'55.678	10 183,2	1'55.719	11 190,1	1'54.222	11 186,0
27	8 M. PEREZ Kawasaki Ninja 400	ESP	1'53.862	41 190,5			1'54.102	12 187,6	1'53.862	8 186,6	1'54.175	10 187,3			1'54.009	11 190,5
28	36 B. NEILA Yamaha YZF-R3	ESP	1'53.924	49 191,5	1'57.200	7 182,3	1'55.354	13 185,1	1'55.003	8 189,8	1'54.508	10 184,8			1'53.924	11 191,5
29	65 J. FACCO Yamaha YZF-R3	ITA	1'53.929	51 192,8	1'57.836	12 182,3	1'55.922	12 183,8	1'54.824	8 190,5	1'54.522	10 187,9			1'53.929	9 192,8
30	85 K. SABATUCCI Yamaha YZF-R3	ITA	1'54.023	64 186,6	1'57.586	11 184,8	1'55.452	13 181,4	1'55.286	8 186,3	1'54.969	10 185,7	1'55.720	11 186,6	1'54.023	11 185,4
31	97 M. KAPPLER KTM RC 390 R	GER	1'54.053	43 197,6	1'55.890	12 187,3	1'55.332	11 187,3	1'54.350	8 197,6	1'54.053	10 190,5			1'54.730	2 193,1
32	47 F. HERNANDEZ MOYANO Yamaha YZF-R3	ESP	1'54.081	36 192,1	2'10.919	2 175,1	1'57.137	10 188,5	1'54.081	8 188,2	1'54.638	10 185,1			1'54.330	6 192,1
33	21 B. SANCHEZ Kawasaki Ninja 400	ESP	1'54.109	60 193,5	1'56.517	13 187,9	1'55.131	12 191,8	1'54.602	7 191,1	2'01.025	6 176,8	1'55.562	11 188,5	1'54.109	11 193,5
34	44 T. BRAMICH Kawasaki Ninja 400	AUS	1'54.532	54 192,5	1'57.695	14 188,5	1'56.172	11 192,5	1'55.295	8 192,5	1'54.833	10 186,9			1'54.532	11 192,1
35	78 J. FORAY Kawasaki Ninja 400	FRA	1'54.617	52 190,8	1'56.662	14 186,3	1'56.292	12 190,8	1'54.617	8 190,5	1'55.362	10 186,3	1'54.895	8 189,8		
36	33 K. HARTMANN Yamaha YZF-R3	FRA	1'54.644	42 185,4	2'03.228	9 183,5	1'56.471	11	1'54.644	8 185,4	1'55.465	3 184,1	1'59.135	11 181,7		
37	73 A. CARRIÓN Kawasaki Ninja 400	ESP	1'54.803	51 189,2	1'58.789	8 181,1	1'55.693	14 184,4	1'54.803	8 189,2	1'54.963	10 186,9	1'55.435	11 185,4		
38	61 Y. OKAYA Kawasaki Ninja 400	JPN	1'54.834	63 189,2	1'54.834	15 187,6	1'56.541	12 188,5	1'56.682	4 188,5	1'55.904	10 185,4	1'55.697	11 189,2	1'57.789	11 189,2
39	27 F. ROVELLI Kawasaki Ninja 400	ITA	1'54.842	50 188,8	1'57.768	9 178,8	1'55.868	12 188,8	1'54.853	8 186,0	1'54.842	10 185,7	1'55.623	11 181,7		
40	30 D. BLIN Yamaha YZF-R3	POL	1'54.870	53 191,1	1'57.477	14 180,8	1'56.378	14 191,1	1'54.933	7 190,5	1'54.870	10 187,3	1'55.846	8 189,8		
41	52 O. KÖNIG Kawasaki Ninja 400	CZE	1'54.991	48 188,2	2'05.690	11 181,1	1'56.787	9 188,2	1'55.012	7 186,3	1'54.991	10 187,9	1'55.824	11 186,0		
42	11 K. ARDUINI Kawasaki Ninja 400	ITA	1'55.151	38 188,5	2'11.702	6 173,7	1'56.142	11 184,8	1'55.151	8 188,5	1'55.704	10 184,8	1'55.812	3 184,8		
43	54 B. SOFUOGLU Kawasaki Ninja 400	TUR	1'55.280	38 191,1	1'55.280	13 187,6	1'57.577	7 189,2	1'55.475	5 191,1	2'19.919	2 174,8	1'57.107	11 186,6		
44	35 F. DE BRUIN Yamaha YZF-R3	NED	1'55.357	51 187,9	1'58.668	10 178,8	1'56.205	15 182,6	1'55.357	8 187,9	1'55.789	10 184,8	1'56.037	8 185,7		
45	46 S. DI SORA Kawasaki Ninja 400	FRA	1'55.415	25 189,2					1'55.415	8 180,2	1'55.757	9 181,1	1'55.915	8 189,2		
46	12 R. DORE Yamaha YZF-R3	FRA	1'55.537	56 185,4	1'59.962	14 178,2	1'56.355	14	1'55.537	7 185,4	1'55.864	10 183,8	1'55.890	11 180,2		
47	23 P. GIACOMINI Kawasaki Ninja 400	ITA	1'55.809	42 187,9	2'10.578	2 177,9	1'57.174	13 187,9	1'55.809	7 185,1	1'56.666	9 187,3	1'55.885	11 187,9		
48	77 V. SCHWARZ Kawasaki Ninja 400	CZE	1'55.881	56 188,2	1'57.851	15 185,1	1'57.092	13 184,8	1'56.127	8 188,2	1'55.999	9 186,6	1'55.881	11 188,2		
49	82 J. HYDE Kawasaki Ninja 400	AUS	1'55.898	55 188,2	1'57.464	15 183,5	1'56.725	13 188,2	1'56.478	7 185,4	1'56.397	9 182,9	1'55.898	11 183,5		
50	39 J. PEREZ GONZALEZ Kawasaki Ninja 400	ESP	1'56.948	52 186,3	2'00.393	13 182,6	1'57.641	13 185,1	1'57.518	7 185,1	1'56.948	8 186,3	1'58.048	11 182,9		

08/06/2019

These data/results cannot be reproduced, stored and/or transmitted in whole or in part by any manner of electronic, mechanical, photocopying, recording, broadcasting or otherwise now known or herein after developed without the previous express consent by the copyright owner, except for reproduction in daily press and regular printed publications on sale to the public within 60 days of the event related to those data/results and always provided that copyright symbol appears together as follows below.

© DORNA WSBK ORGANIZATION Srl 2019





Jerez 4.423 m

Acerbis Spanish Round, 7-9 June 2019

Best Laps & Speeds

3 / 3

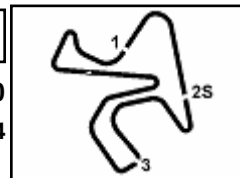
No.	Rider Bike	Nat	Best Lap		FP1		FP2		FP3		SP		LCR		RC1	
			LL	SPD	LL	SPD	LL	SPD	LL	SPD	LL	SPD	LL	SPD	LL	SPD
51	84 K. ALOISI Kawasaki Ninja 400	ITA	1'57.085		2'37.232		2'00.959		1'57.479		1'57.085					
			30	185,7	2	172,9	13	182,3	6	184,1	9	185,7				
52	93 A. QUINET Honda CBR500R	FRA	1'57.114		2'00.770		1'58.195		1'57.114		1'57.491		1'57.951			
			55	186,0	14	179,7	13	181,7	8	186,0	9	179,1	11	179,7		
53	19 B. MOLINA Yamaha YZF-R3	CHI	1'57.265		2'17.682		2'01.797		1'57.854		1'57.265		1'57.554			
			55	189,8	12	177,4	14	184,4	8	185,1	10	184,4	11	189,8		
54	9 S. NAUD Kawasaki Ninja 400	FRA	1'58.303		2'10.601		2'00.809		1'58.303		1'59.084		1'59.022			
			54	187,9	13	181,4	12	183,8	8	187,9	10	181,1	11	185,4		
55	32 A. PELIKANOVA Kawasaki Ninja 400	CZE	1'58.725		2'04.002		2'01.589		2'00.124		2'00.255		1'58.725			
			50	186,9	9	185,1	12	184,8	8	186,9	10	180,8	11	182,3		

08/06/2019

These data/results cannot be reproduced, stored and/or transmitted in whole or in part by any manner of electronic, mechanical, photocopying, recording, broadcasting or otherwise now known or herein after developed without the previous express consent by the copyright owner, except for reproduction in daily press and regular printed publications on sale to the public within 60 days of the event related to those data/results and always provided that copyright symbol appears together as follows below.

© DORNA WSBK ORGANIZATION Srl 2019





Jerez 4.423 m

1 / 2

Acerbis Spanish Round, 7-9 June 2019

Race Winners

01 Aragon	2017	2018	2019
2 Race	Deroue S. (NED) KAW	Meuffels K. (NED) KTM	Gonzalez M. (ESP) KAW

02 Assen	2017	2018	2019
2 Race	Deroue S. (NED) KAW	Grunwald L. (GER) KTM	Gonzalez M. (ESP) KAW

03 Imola	2017	2018
2 Race	Garcia M. (ESP) YAM	Carrasco A. (ESP) KAW

04 Donington Park	2017	2018	2019
1 Race 1			Garcia M. (ESP) KAW
2 Race	Perez M. (ESP) HON	Carrasco A. (ESP) KAW	
3 Race 2			Gonzalez M. (ESP) KAW

05 Brno	2017	2018	2019
2 Race	Perez M. (ESP) HON	Hendra Pratama G. (INA) YA	Carrasco A. (ESP) KAW

06 Donington Park	2017	2018	2019
2 Race	Coppola A. (ITA) YAM	Bastianelli M. (ITA) KAW	Sabatucci K. (ITA) YAM

07 Portimao	2017	2018	2019
2 Race	Carrasco A. (ESP) KAW	Deroue S. (NED) KAW	Deroue S. (NED) KAW

08 Magny-Cours	2017	2018
2 Race	Garcia M. (ESP) YAM	Valle D. (ESP) YAM

08/06/2019

These data/results cannot be reproduced, stored and/or transmitted in whole or in part by any manner of electronic, mechanical, photocopying, recording, broadcasting or otherwise now known or herein after developed without the previous express consent by the copyright owner, except for reproduction in daily press and regular printed publications on sale to the public within 60 days of the event related to those data/results and always provided that copyright symbol appears together as follows below.

© DORNA WSBK ORGANIZATION Srl 2019





Acerbis Spanish Round, 7-9 June 2019

Race Winners

09 Jerez	2017
2 Race	Hendra Pratama G. (INA) YA

2019

- 3 M. Gonzalez
- 1 A. Carrasco
- 1 S. Deroue
- 1 M. Garcia
- 1 K. Sabatucci

ALL TIMES

- 4 A. Carrasco
- 4 S. Deroue
- 3 M. Garcia
- 3 M. Gonzalez
- 2 M. Perez
- 2 G. Hendra Pratama
- 1 L. Grunwald
- 1 M. Bastianelli
- 1 K. Sabatucci
- 1 A. Coppola
- 1 D. Valle
- 1 K. Meuffels

08/06/2019

These data/results cannot be reproduced, stored and/or transmitted in whole or in part by any manner of electronic, mechanical, photocopying, recording, broadcasting or otherwise now known or herein after developed without the previous express consent by the copyright owner, except for reproduction in daily press and regular printed publications on sale to the public within 60 days of the event related to those data/results and always provided that copyright symbol appears together as follows below.

© DORNA WSBK ORGANIZATION Srl 2019



Official Fuel Supplier

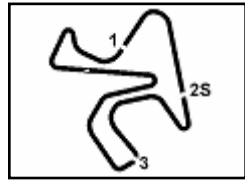


PIRELLI PERGOIA TIMING

Official Tyre Supplier



Official Timekeeper



Acerbis Spanish Round, 7-9 June 2019
Pirelli Best Lap Award

Jerez 4.423 m

	Points	Points From First	Points From Previous	April 7 ARAGON	April 14 ASSEN	May 12 IMOLA	June 8 JEREZ 1	June 9 JEREZ 2	June 23 MISANO	July 7 DONINGTON PARK	September 8 PORTIMAO	September 29 MAGNY COURS	October 26 LOSAIL					
1 CARRASCO Ana (ESP)	1			1														
2 HENDRA PRATAMA Galang (INA)	1	0					1											
3 BONOLI Omar (ITA)	1	0	0		1													

08/06/2019 First Line: Championship Standings - Second Line: Ranking Progression

These data/results cannot be reproduced, stored and/or transmitted in whole or in part by any manner of electronic, mechanical, photocopying, recording, broadcasting or otherwise now known or herein after developed without the previous express consent by the copyright owner, except for reproduction in daily press and regular printed publications on sale to the public within 60 days of the event related to those data/results and always provided that copyright symbol appears together as follows below.

© DORNA WSBK ORGANIZATION Srl 2019





Acerbis Spanish Round, 7-9 June 2019

Rider's Performance

Jerez 4.423 m

1 / 2

	Points	Points From First	Points From Previous	April 7 ARAGON		April 14 ASSEN		May 12 IMOLA		June 8 JEREZ 1		June 9 JEREZ 2		June 23 MISANO		July 7 DONINGTON PARK		September 8 PORTIMAO		September 29 MAGNY COURS		October 26 LOSAIL												
				G	R	G	R	G	R	G	R	G	R	G	R	G	R	G	R	G	R	G	R	G	R	G	R	G	R	G	R	G	R	G
1 GONZALEZ	63			1	1	2	1	8		4	4	1																						
2 DEROUE	56	7		14	3		2	9		13	2	23																						
3 CARRASCO	24	39	32	12	Rt	8	8	3		5	3	3																						
4 VERDOIA	29	34	-5	5	5		9	7		6	5	27																						
5 GARCIA	30	33	-1	23	25	12	11	10		2	1	2																						
6 STEEMAN	21	42	9	8	6		10	16		1	12	5																						
7 JAHNIG	38	25	-17	9	4	7	3	6		14	7	6																						
8 DE CANCELLIS	39	24	-1	3	2	4	5	2		10	8	8																						
9 HENDRA PRATAMA	10	53	29	2	Rt	1	19	17		3	6	4																						
10 KALININ	15	48	-5	15	14	6	4	53		29	Rt	16																						
11 SABATUCCI	0	63	15					11		34	22	21																						
12 IERACI	17	46	-17	36	8		7	4		36	Rt	12																						
13 BONOLI	19	44	-2	13	7	5	6	14		7	11	Rt																						
14 MEUFFELS	8	55	11	21	9	19	Rt	25		9	16	Rt																						
15 KAPPLER	7	56	1	11	10		15	23		16	Rt	11																						
16 EDWARDS	2	61	5	28	19	17	Rt	22		11	15	9																						
17 BASTIANELLI	0	63	2	29	26	11	Rt	26		12	Rt	10																						
18 BUIS	10	53	-10	30	16		13	13		19	9	14																						
19 NEILA	0	63	10	20	20			15		23	21	13																						
20 DE LA VEGA	3	60	-3	16	Rt		Rt	18		15	14	15																						
21 PEREZ	1	62	2	18	15	3	17	1		17	17	7																						
22 OTTEN	0	63	1	26	Rt	14		28		20	Rt																							
23 VOCINO	0	63	0					21																										
24 SCHOTMAN	9	54	-9	17	11	9	12	12		25	19	Rt																						
25 KONIG	0	63	9			18	21	33		35																								
26 DI SORA	0	63	0					41																										
27 PEDENEAU	8	55	-8	7	12		22	29		8	13	Rt																						
28 IOZZO	0	63	8	25	17	10	Rt	32		22	18	Rt																						
29 BRAMICH	0	63	0	34	24		Rt	44		30	26	24																						
30 ORRADRE	6	57	-6					18		10		Rt																						
31 HERNANDEZ MOY	0	63	6	24	Rt	13	23	5		27	Rt	26																						
32	0	63	0																															
33 LOUREIRO	0	63	0	22	Rt		16	35		26	20	17																						

SP = Superpole - R = Race

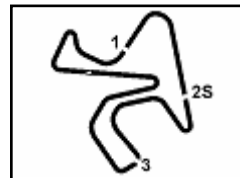
Ns = Did Not Start - Rt = Retired - Ex = Excluded

08/06/2019

These data/results cannot be reproduced, stored and/or transmitted in whole or in part by any manner of electronic, mechanical, photocopying, recording, broadcasting or otherwise now known or herein after developed without the previous express consent by the copyright owner, except for reproduction in daily press and regular printed publications on sale to the public within 60 days of the event related to those data/results and always provided that copyright symbol appears together as follows below.

© DORNA WSBK ORGANIZATION Srl 2019





Jerez 4.423 m

Acerbis Spanish Round, 7-9 June 2019

Rider's Performance

2 / 2

	Points	Points From First	Points From Previous	April 7 ARAGON		April 14 ASSEN		May 12 IMOLA		June 8 JEREZ 1		June 9 JEREZ 2		June 23 MISANO		July 7 DONINGTON PARK		September 8 PORTIMAO		September 29 MAGNY COURS		October 26 LOSAIL									
				G	R	G	R	G	R	G	R	G	R	G	R	G	R	G	R	G	R	G	R	G	R	G	R	G	R	G	R
34 PEREZ GONZALEZ	0	63	0							48																					
35 GIACOMINI	0	63	0					40	47																						
36 ROVELLI	3	60	-3	19	13			27	31																						
37 GOMEZ	2	61	1	10	21		14	37																							
38 SANCHEZ	0	63	2				18	47	54	23		Rt																			
39 OKAYA	0	63	0					56	44	27		28																			

SP = Superpole - R = Race

Ns = Did Not Start - Rt = Retired - Ex = Excluded

08/06/2019

These data/results cannot be reproduced, stored and/or transmitted in whole or in part by any manner of electronic, mechanical, photocopying, recording, broadcasting or otherwise now known or herein after developed without the previous express consent by the copyright owner, except for reproduction in daily press and regular printed publications on sale to the public within 60 days of the event related to those data/results and always provided that copyright symbol appears together as follows below.

© DORNA WSBK ORGANIZATION Srl 2019



Official Fuel Supplier



FKR PERUGIA TIMING

Official Tyre Supplier



Official Timekeeper



Jerez 4.423 m

Acerbis Spanish Round, 7-9 June 2019

Provisional Starting Grid - Race 2

7 Laps x 4,423 km = 30,961 km

1	72 STEEMAN V. KTM 1'52.199	2	42 GARCIA M. Kawasaki 1'52.570	3	55 HENDRA PRATAMA G Yamaha 1'52.724	
2	4	18 GONZALEZ M. Kawasaki 1'52.756	5	1 CARRASCO A. Kawasaki 1'52.794	6	25 VERDOÍA A. Yamaha 1'53.530
3	7	28 BONOLI O. Yamaha 1'53.627	8	3 PEDENEAU M. Yamaha 1'53.662	9	17 MEUFFELS K. KTM 1'53.728
4	10	64 DE CANCELLIS H. Yamaha 1'53.823	11	71 EDWARDS T. Kawasaki 1'53.854	12	15 BASTIANELLI M. Kawasaki 1'53.910
5	13	95 DEROUE S. Kawasaki 1'53.922	14	41 JAHNIG J. KTM 1'53.954	15	14 DE LA VEGA E. Yamaha 1'53.980
6	16	97 KAPPLER M. KTM 1'54.053	17	8 PEREZ M. Kawasaki 1'54.175	18	10 ORRADRE U. Yamaha 1'54.295
7	19	69 BUIS J. Kawasaki 1'54.352	20	16 LUNA BAYEN M. Kawasaki 1'54.413	21	13 IOZZO D. Kawasaki 1'54.486
8	22	36 NEILA B. Yamaha 1'54.508	23	65 FACCO J. Yamaha 1'54.522	24	6 SCHOTMAN R. Kawasaki 1'54.526
9	25	20 LOUREIRO D. Kawasaki 1'54.614	26	47 HERNANDEZ MOYANO Yamaha 1'54.638	27	7 KAWAKAMI T. Yamaha 1'54.678
10	28	22 KALININ N. Kawasaki 1'54.747	29	44 BRAMICH T. Kawasaki 1'54.833	30	21 SANCHEZ B. Kawasaki
11	31	88 IERACI B. Kawasaki	32	73 CARRIÓN A. Kawasaki	33	5 ERILL G. Kawasaki
12	34	85 SABATUCCI K. Yamaha	35	61 OKAYA Y. Kawasaki		

N.66 (Ottén D.) will not take part in the race. Declared unfit after Race 1

08/06/2019 The Race Director

These data/results cannot be reproduced, stored and/or transmitted in whole or in part by any manner of electronic, mechanical, photocopying, recording, broadcasting or otherwise now known or herein after developed without the previous express consent by the copyright owner, except for reproduction in daily press and regular printed publications on sale to the public within 60 days of the event related to those data/results and always provided that copyright symbol appears together as follows below.

© DORNA WSBK ORGANIZATION Srl 2019

