

Acerbis Spanish Round, 7-9 June 2019 Results Race 2

Laps 7 = 30,961 Km - Time of Race 13'21.166 - Avg. 139,122 km/h

Jerez 4.423 m

1 / 2

Pos	Grid	No. Rider	Nat	Team	Bike	Class	LL	Gap	Rel.	Fastest Lap	Speed	Qualifying	Speed
1	4	18 M. GONZALEZ	ESP	Kawasaki ParkinGO Team	Kawasaki Ninja 400	A	7			1'52.803	187,6	1'52.756	184,8
2	2	42 M. GARCIA	ESP	DS Junior Team	Kawasaki Ninja 400	A	7	0.019	0.019	1'53.002	189,9	1'52.570	188,9
3	5	1 A. CARRASCO	ESP	Kawasaki Provec WorldSSP300	Kawasaki Ninja 400	A	7	0.048	0.029	1'52.970	193,2	1'52.794	191,2
4	3	55 G. HENDRA PRATAMA	INA	Semakin Di Depan Biblion Motoxrcing	Yamaha YZF-R3	A	7	0.100	0.052	1'52.922	193,2	1'52.724	188,6
5	1	72 V. STEEMAN	NED	Freudenberg KTM Junior Team	KTM RC 390 R	B	7	0.223	0.123	1'53.143	193,8	1'52.199	189,2
6	14	41 J. JAHNIG	GER	Freudenberg KTM Junior Team	KTM RC 390 R	A	7	2.552	2.329	1'53.139	192,8	1'53.954	192,2
7	17	8 M. PEREZ	ESP	Scuderia Maranga Racing	Kawasaki Ninja 400	A	7	2.814	0.262	1'53.165	188,9	1'54.175	187,3
8	10	64 H. DE CANCELLIS	FRA	Team Trasimeno Yamaha	Yamaha YZF-R3	A	7	2.849	0.035	1'52.958	191,2	1'53.823	184,5
9	11	71 T. EDWARDS	AUS	Kawasaki ParkinGO Team	Kawasaki Ninja 400	A	7	2.894	0.045	1'53.264	190,8	1'53.854	180,3
10	12	15 M. BASTIANELLI	ITA	Prodina IRCOS Kawasaki	Kawasaki Ninja 400	A	7	6.189	3.295	1'53.541	187,0	1'53.910	189,2
11	16	97 M. KAPPLER	GER	Freudenberg KTM WorldSSP Team	KTM RC 390 R	B	7	6.249	0.060	1'53.266	192,2	1'54.053	190,5
12	31	88 B. IERACI	ITA	Kawasaki GP Project	Kawasaki Ninja 400	B	7	9.739	3.490	1'54.072	193,5	1'55.197	185,1
13	22	36 B. NEILA	ESP	BCD Yamaha MS Racing	Yamaha YZF-R3	B	7	9.803	0.064	1'53.690	188,3	1'54.508	184,8
14	19	69 J. BUIS	NED	MTM Racing Team	Kawasaki Ninja 400	B	7	9.869	0.066	1'53.756	192,8	1'54.352	186,4
15	15	14 E. DE LA VEGA	FRA	Team MHP Racing-Patrick Pons	Yamaha YZF-R3	A	7	10.269	0.400	1'54.126	187,6	1'53.980	185,4
16	28	22 N. KALININ	UKR	Nutec - RT Motorsports by SKM - Kawasaki	Kawasaki Ninja 400	A	7	10.380	0.111	1'53.839	194,2	1'54.747	191,5
17	25	20 D. LOUREIRO	RSA	Nutec - RT Motorsports by SKM - Kawasaki	Kawasaki Ninja 400	B	7	10.678	0.298	1'53.836	190,8	1'54.614	187,3
18	20	16 M. LUNA BAYEN	ESP	Kawasaki GP Project	Kawasaki Ninja 400	A	7	10.726	0.048	1'53.957	189,5	1'54.413	191,2
19	27	7 T. KAWAKAMI	BRA	BCD Yamaha MS Racing	Yamaha YZF-R3	A	7	12.242	1.516	1'54.254	189,5	1'54.678	186,4
20	23	65 J. FACCO	ITA	Semakin Di Depan Biblion Motoxrcing	Yamaha YZF-R3	B	7	13.192	0.950	1'54.295	188,9	1'54.522	187,9
21	34	85 K. SABATUCCI	ITA	Team Trasimeno Yamaha	Yamaha YZF-R3	B	7	13.198	0.006	1'54.352	186,0	1'54.969	185,7
22	32	73 A. CARRIÓN	ESP	DEZA - BOX 77 Racing	Kawasaki Ninja 400	B	7	13.557	0.359	1'54.143	188,9	1'54.963	187,0
23	13	95 S. DEROUE	NED	Kawasaki MOTOPOST	Kawasaki Ninja 400	B	7	13.813	0.256	1'54.138	191,5	1'53.922	186,4
24	29	44 T. BRAMICH	AUS	Carl Cox-RT Motorsports by SKM-Kawasaki	Kawasaki Ninja 400	B	7	14.490	0.677	1'54.214	190,8	1'54.833	187,0
25	33	5 G. ERILL	ESP	DEZA - BOX 77 Racing	Kawasaki Ninja 400	A	7	14.521	0.031	1'54.514	186,0	1'55.678	183,3
26	26	47 F. HERNANDEZ MOYANO	ESP	BCD Yamaha MS Racing	Yamaha YZF-R3	A	7	20.643	6.122	1'55.130	182,1	1'54.638	185,1
27	6	25 A. VERDÓIA	FRA	BCD Yamaha MS Racing	Yamaha YZF-R3	B	7	20.655	0.012	1'54.496	190,5	1'53.530	183,6
28	35	61 Y. OKAYA	JPN	DS Junior Team	Kawasaki Ninja 400	B	7	28.587	7.932	1'56.593	188,9	1'55.904	185,4
-----Not Classified-----													
RET	9	17 K. MEUFFELS	NED	Freudenberg KTM WorldSSP Team	KTM RC 390 R	A	5	2 Laps		1'52.778	194,5	1'53.728	193,5
RET	18	10 U. ORRADRE	ESP	BCD Yamaha MS Racing	Yamaha YZF-R3	B	1	6 Laps			188,9	1'54.295	183,6
RET	21	13 D. IOZZO	RSA	Nutec - RT Motorsports by SKM - Kawasaki	Kawasaki Ninja 400	A	1	6 Laps			190,8	1'54.486	187,3
RET	24	6 R. SCHOTMAN	NED	Kawasaki MOTOPOST	Kawasaki Ninja 400	A	1	6 Laps			180,9	1'54.526	191,2
RET	8	3 M. PEDENEAU	FRA	Team MHP Racing-Patrick Pons	Yamaha YZF-R3	B	0					1'53.662	181,8
RET	30	21 B. SANCHEZ	ESP	Scuderia Maranga Racing	Kawasaki Ninja 400	B	0					2'01.025	176,8
-----Disqualified-----													
DSQ	7	28 O. BONOLI	ITA	Team Trasimeno Yamaha	Yamaha YZF-R3	A	3	4 Laps		1'53.750	190,2	1'53.627	184,5

AIR	Humidity:	27%	Temp:	26°C
TRACK	Condition:	Dry	Temp:	48°C

Records	Pole (SP)	2019	V.Steeman	1'52.199	141,92 Km/h
	Race (RC1)	2019	G.Hendra Pratama	1'52.968	140,95 Km/h
	All Times (SP)	2019	V.Steeman	1'52.199	141,92 Km/h
Race Fastest Lap	(New Record)	Lap 3	K.Meuffels	1'52.778	141,19 Km/h

09/06/2019 Start 15:41 End 15:57 The results are provisional until the end of the time limit for protests and appeals and the completion of the technical checks.

These data/results cannot be reproduced, stored and/or transmitted in whole or in part by any manner of electronic, mechanical, photocopying, recording, broadcasting or otherwise now known or herein after developed without the previous express consent by the copyright owner, except for reproduction in daily press and regular printed publications on sale to the public within 60 days of the event related to those data/results and always provided that copyright symbol appears together as follows below.

© DORNA WSBK ORGANIZATION Srl 2019





Acerbis Spanish Round, 7-9 June 2019 Results Race 2

LAP LEADERS					
No.	Rider	From	To	Laps	Total
72	V. STEEMAN	1	1	1	1
1	A. CARRASCO	2	2	1	
18	M. GONZALEZ	3	3	1	
1	A. CARRASCO	4	5	2	3
18	M. GONZALEZ	6	7	2	3

TOTAL LEADER LAPS		
No.	Rider	Laps
18	M. GONZALEZ	6
42	M. GARCIA	5
72	V. STEEMAN	5
55	G. HENDRA PRATAMA	3
28	O. BONOLI	1
41	J. JAHNIG	1
64	H. DE CANCELLIS	1

N.28 (Bonili O.) has been disqualified according to art. 2.3.9 - 2.3.10 (Notified at Portimao)

Race Highlights

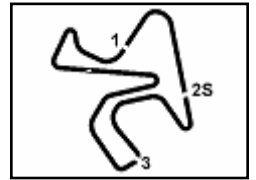
Time	No. Rider	Description
15.13.07		Warm-up Lap Start
15.16.25	6 Schotman	Crashed - Turn 2
15.16.25	13 Iozzo	Crashed - Turn 2
15.16.58	3 Pedeneau	Crashed - Turn 3
15.16.58	95 Deroue	Crashed - Turn 3
15.17.48		RED FLAG
15.35.00		Pit Lane Opens for 60" - Quick Start Procedure
15.36.00		Pit Lane Closed
15.38.38		Warm-up Lap Start
15.39.01	95 Deroue	Will start the race from the back of the grid
15.40.14	6 Schotman	Will start the race from the pit lane
15.41.47		Start
15.41.48	6 Schotman	
15.42.15	21 Sanchez	Crashed - Turn 2
15.43.00		No Jump Start
15.43.49	21 Sanchez	Out
15.44.57	13 Iozzo	Crashed - Turn 6
15.44.57	10 Orradre	Crashed - Turn 6
15.45.27	25 Verdoia	Crashed - Turn 13
15.45.34	25 Verdoia	Re-joined
15.45.36	6 Schotman	Entered Pits
15.46.45	13 Iozzo	Medical Centre
15.47.11	6 Schotman	Retired
15.49.31	28 Bonoli	Technical Problem - Turn 12
15.49.45		2/3 of Race Distance Completed
15.51.17	17 Meuffels	Crashed - Turn 13
15.51.22	13 Iozzo	Out
15.51.27	10 Orradre	Out
15.51.38	17 Meuffels	Re-joined
15.51.47	28 Bonoli	Out
15.53.31	17 Meuffels	Entered Pits
15.54.23	17 Meuffels	Retired
15.55.20		Results to be confirmed by Photofinish
15.56.51		Results confirmed
15.57.00		End Of Session

09/06/2019 Start 15:41 End 15:57 The results are provisional until the end of the time limit for protests and appeals and the completion of the technical checks.

These data/results cannot be reproduced, stored and/or transmitted in whole or in part by any manner of electronic, mechanical, photocopying, recording, broadcasting or otherwise now known or herein after developed without the previous express consent by the copyright owner, except for reproduction in daily press and regular printed publications on sale to the public within 60 days of the event related to those data/results and always provided that copyright symbol appears together as follows below.

© DORNA WSBK ORGANIZATION Srl 2019





Jerez 4.423 m

1 / 3

Acerbis Spanish Round, 7-9 June 2019

Lap Chart Race 2

Lap							
	1	2	3	4	5	6	7
1	72	1	18	1	1	18	18
2	18	72	42	42	42	1	42
3	42	42	1	18	18	42	1
4	1	18	72	72	72	72	55
5	25	64	64	55	55	55	72
6	64	17	17	64	64	41	41
7	55	55	55	17	41	64	8
8	17	41	41	41	71	8	64
9	41	71	71	71	8	71	71
10	15	15	15	8	15	97	15
11	71	97	97	15	97	15	97
12	97	8	8	97	16	88	88
13	28	28	28	16	14	69	36
14	14	69	14	36	36	16	69
15	69	14	16	14	22	36	14
16	8	16	36	22	88	14	22
17	16	36	22	88	69	20	20
18	10	22	88	69	20	22	16
19	13	88	69	20	7	7	7
20	36	7	20	7	85	85	65
21	22	20	7	95	65	65	85
22	65	65	95	65	44	95	73
23	20	95	65	85	95	73	95
24	7	73	73	44	73	5	44
25	88	85	85	73	5	44	5
26	95	5	44	5	47	47	47
27	5	44	5	47	25	25	25
28	73	47	47	25	61	61	61
29	44	61	61	61	17		
30	85	25	25				
31	61						
32	47						
33	6						

Final Result		
1	18 M. GONZALEZ	Laps 7
2	42 M. GARCIA	0.019
3	1 A. CARRASCO	0.048
4	55 G. HENDRA PRATAMA	0.100
5	72 V. STEEMAN	0.223
6	41 J. JAHNIG	2.552
7	8 M. PEREZ	2.814
8	64 H. DE CANCELLIS	2.849
9	71 T. EDWARDS	2.894
10	15 M. BASTIANELLI	6.189
11	97 M. KAPPLER	6.249
12	88 B. IERACI	9.739
13	36 B. NEILA	9.803
14	69 J. BUIS	9.869
15	14 E. DE LA VEGA	10.269
16	22 N. KALININ	10.380
17	20 D. LOUREIRO	10.678
18	16 M. LUNA BAYEN	10.726
19	7 T. KAWAKAMI	12.242
20	65 J. FACCO	13.192
21	85 K. SABATUCCI	13.198
22	73 A. CARRIÓN	13.557
23	95 S. DEROUE	13.813
24	44 T. BRAMICH	14.490
25	5 G. ERILL	14.521
26	47 F. HERNANDEZ MOYANO	20.643
27	25 A. VERDOÍA	20.655
28	61 Y. OKAYA	28.587
RET	21 B. SANCHEZ	
RET	3 M. PEDENEAU	
RET	17 K. MEUFFELS	2 Laps
RET	10 U. ORRADRE	6 Laps
RET	13 D. IOZZO	6 Laps
RET	6 R. SCHOTMAN	6 Laps
DSQ	28 O. BONOLI	4 Laps

09/06/2019

These data/results cannot be reproduced, stored and/or transmitted in whole or in part by any manner of electronic, mechanical, photocopying, recording, broadcasting or otherwise now known or herein after developed without the previous express consent by the copyright owner, except for reproduction in daily press and regular printed publications on sale to the public within 60 days of the event related to those data/results and always provided that copyright symbol appears together as follows below.

© DORNA WSBK ORGANIZATION Srl 2019





Jerez 4.423 m

2 / 3

Acerbis Spanish Round, 7-9 June 2019

Lap Chart Race 2

Lap 1

1	72	V.Steeman	2'00.603
2	18	M.Gonzalez	0.137
3	42	M.Garcia	0.330
4	1	A.Carrasco	0.374
5	25	A.Verdoia	0.577
6	64	H.De Cancellis	0.915
7	55	G.Hendra Pratama	0.994
8	17	K.Meuffels	1.042
9	41	J.Jahnig	1.303
10	15	M.Bastianelli	1.609
11	71	T.Edwards	1.712
12	97	M.Kappler	1.878
13	28	O.Bonoli	2.461
14	14	E.De La Vega	2.609
15	69	J.Buis	2.634
16	8	M.Perez	2.639
17	16	M.Luna Bayen	2.844
18	10	U.Orradre	3.021
19	13	D.Iozzo	3.317
20	36	B.Neila	3.452
21	22	N.Kalinin	3.484
22	65	J.Facco	3.765
23	20	D.Loureiro	3.933
24	7	T.Kawakami	3.990
25	88	B.Ieraci	4.140
26	95	S.Deroue	4.468
27	5	G.Erill	4.512
28	73	A.Carrión	4.748
29	44	T.Bramich	4.994
30	85	K.Sabatucci	5.201
31	61	Y.Okaya	6.804
32	47	F.Hernandez Moyano	7.150
33	6	R.Schotman	13.684

7	55	G.Hendra Pratama	0.972
8	41	J.Jahnig	1.220
9	71	T.Edwards	1.672
10	15	M.Bastianelli	2.072
11	97	M.Kappler	2.127
12	8	M.Perez	2.198
13	28	O.Bonoli	4.001
14	14	E.De La Vega	4.009
15	16	M.Luna Bayen	4.109
16	36	B.Neila	4.270
17	22	N.Kalinin	4.487
18	88	B.Ieraci	5.559
19	69	J.Buis	5.653
20	20	D.Loureiro	6.355
21	7	T.Kawakami	6.609
22	95	S.Deroue	7.673
23	65	J.Facco	7.962
24	73	A.Carrión	8.174
25	85	K.Sabatucci	8.387
26	44	T.Bramich	8.828
27	5	G.Erill	8.965
28	47	F.Hernandez Moyano	10.873
29	61	Y.Okaya	14.456
30	25	A.Verdoia	15.064

Lap 4

1	1	A.Carrasco	7'40.683
2	42	M.Garcia	0.027
3	18	M.Gonzalez	0.068
4	72	V.Steeman	0.810
5	55	G.Hendra Pratama	1.481
6	64	H.De Cancellis	1.731
7	17	K.Meuffels	1.754
8	41	J.Jahnig	1.773
9	71	T.Edwards	2.034
10	8	M.Perez	2.389
11	15	M.Bastianelli	2.669
12	97	M.Kappler	2.739
13	16	M.Luna Bayen	5.186
14	36	B.Neila	5.225
15	14	E.De La Vega	5.481
16	22	N.Kalinin	5.759
17	88	B.Ieraci	6.483
18	69	J.Buis	6.778
19	20	D.Loureiro	6.993
20	7	T.Kawakami	7.665
21	95	S.Deroue	8.810
22	65	J.Facco	9.059
23	85	K.Sabatucci	9.576
24	44	T.Bramich	9.844
25	73	A.Carrión	10.055
26	5	G.Erill	10.281
27	47	F.Hernandez Moyano	13.403
28	25	A.Verdoia	16.671
29	61	Y.Okaya	17.851

Lap 5

1	1	A.Carrasco	9'34.342
2	42	M.Garcia	0.141
3	18	M.Gonzalez	0.218
4	72	V.Steeman	0.334
5	55	G.Hendra Pratama	0.774
6	64	H.De Cancellis	1.533
7	41	J.Jahnig	1.685
8	71	T.Edwards	2.359
9	8	M.Perez	2.363
10	15	M.Bastianelli	2.929
11	97	M.Kappler	3.043
12	16	M.Luna Bayen	6.514
13	14	E.De La Vega	6.682
14	36	B.Neila	6.698
15	22	N.Kalinin	6.875
16	88	B.Ieraci	6.896
17	69	J.Buis	7.358
18	20	D.Loureiro	7.617

19	7	T.Kawakami	8.780
20	85	K.Sabatucci	10.269
21	65	J.Facco	10.387
22	44	T.Bramich	10.665
23	95	S.Deroue	10.734
24	73	A.Carrión	11.095
25	5	G.Erill	11.336
26	47	F.Hernandez Moyano	16.209
27	25	A.Verdoia	17.763
28	61	Y.Okaya	21.032
29	17	K.Meuffels	33.956

Lap 6

1	18	M.Gonzalez	11'27.717
2	1	A.Carrasco	0.059
3	42	M.Garcia	0.287
4	72	V.Steeman	0.529
5	55	G.Hendra Pratama	0.559
6	41	J.Jahnig	1.909
7	64	H.De Cancellis	2.099
8	8	M.Perez	2.702
9	71	T.Edwards	2.755
10	97	M.Kappler	4.184
11	15	M.Bastianelli	4.302
12	88	B.Ieraci	8.302
13	69	J.Buis	8.426
14	16	M.Luna Bayen	8.544
15	36	B.Neila	8.647
16	14	E.De La Vega	8.780
17	20	D.Loureiro	9.064
18	22	N.Kalinin	9.098
19	7	T.Kawakami	10.272
20	85	K.Sabatucci	11.939
21	65	J.Facco	11.975
22	95	S.Deroue	12.675
23	73	A.Carrión	12.863
24	5	G.Erill	13.079
25	44	T.Bramich	13.441
26	47	F.Hernandez Moyano	18.700
27	25	A.Verdoia	18.884
28	61	Y.Okaya	24.752

Lap 7

1	18	M.Gonzalez	13'21.166
2	42	M.Garcia	0.019
3	1	A.Carrasco	0.048
4	55	G.Hendra Pratama	0.100
5	72	V.Steeman	0.223
6	41	J.Jahnig	2.552
7	8	M.Perez	2.814
8	64	H.De Cancellis	2.849
9	71	T.Edwards	2.894
10	15	M.Bastianelli	6.189
11	97	M.Kappler	6.249
12	88	B.Ieraci	9.739
13	36	B.Neila	9.803
14	69	J.Buis	9.869
15	14	E.De La Vega	10.269
16	22	N.Kalinin	10.380
17	20	D.Loureiro	10.678
18	16	M.Luna Bayen	10.726
19	7	T.Kawakami	12.242
20	65	J.Facco	13.192
21	85	K.Sabatucci	13.198
22	73	A.Carrión	13.557
23	95	S.Deroue	13.813
24	44	T.Bramich	14.490
25	5	G.Erill	14.521
26	47	F.Hernandez Moyano	20.643
27	25	A.Verdoia	20.655
28	61	Y.Okaya	28.587

Lap 2

1	1	A.Carrasco	3'54.252
2	72	V.Steeman	0.415
3	42	M.Garcia	0.416
4	18	M.Gonzalez	0.430
5	64	H.De Cancellis	0.918
6	17	K.Meuffels	1.123
7	55	G.Hendra Pratama	1.283
8	41	J.Jahnig	1.314
9	71	T.Edwards	1.641
10	15	M.Bastianelli	1.764
11	97	M.Kappler	2.094
12	8	M.Perez	2.266
13	28	O.Bonoli	2.562
14	69	J.Buis	2.741
15	14	E.De La Vega	3.116
16	16	M.Luna Bayen	3.385
17	36	B.Neila	3.493
18	22	N.Kalinin	3.881
19	88	B.Ieraci	4.635
20	7	T.Kawakami	4.787
21	20	D.Loureiro	5.298
22	65	J.Facco	6.469
23	95	S.Deroue	6.768
24	73	A.Carrión	6.825
25	85	K.Sabatucci	7.124
26	5	G.Erill	7.182
27	44	T.Bramich	7.437
28	47	F.Hernandez Moyano	8.976
29	61	Y.Okaya	10.013
30	25	A.Verdoia	13.096

Lap 3

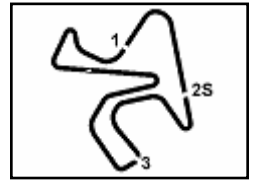
1	18	M.Gonzalez	5'47.485
2	42	M.Garcia	0.185
3	1	A.Carrasco	0.228
4	72	V.Steeman	0.553
5	64	H.De Cancellis	0.643
6	17	K.Meuffels	0.668

09/06/2019

These data/results cannot be reproduced, stored and/or transmitted in whole or in part by any manner of electronic, mechanical, photocopying, recording, broadcasting or otherwise now known or herein after developed without the previous express consent by the copyright owner, except for reproduction in daily press and regular printed publications on sale to the public within 60 days of the event related to those data/results and always provided that copyright symbol appears together as follows below.

© DORNA WSBK ORGANIZATION Srl 2019





Jerez 4.423 m

3 / 3

Acerbis Spanish Round, 7-9 June 2019

Lap Chart Race 2

Race Pace Comparison

	18 Gon	42 Gar	1 Car	55 Hen	72 Ste	41 Jah	8 Per	64 DeC	71 Edw	15 Bas	97 Kap	88 ler	36 Nei	69 Bui
1	2'00.740	2'00.933	2'00.977	2'01.597	2'00.603	2'01.906	2'03.242	2'01.518	2'02.315	2'02.212	2'02.481	2'04.743	2'04.055	2'03.237
2	1'53.942	1'53.735	1'53.275	1'53.938	1'54.064	1'53.660	1'53.276	1'53.652	1'53.578	1'53.804	1'53.865	1'54.144	1'53.690	1'53.756
3	1'52.803	1'53.002	1'53.461	1'52.922	1'53.371	1'53.139	1'53.165	1'52.958	1'53.264	1'53.541	1'53.266	1'54.157	1'54.010	1'56.145
4	1'53.266	1'53.040	1'52.970	1'53.707	1'53.455	1'53.751	1'53.389	1'54.286	1'53.560	1'53.795	1'53.810	1'54.122	1'54.153	1'54.323
5	1'53.809	1'53.773	1'53.659	1'52.952	1'53.183	1'53.571	1'53.633	1'53.461	1'53.984	1'53.919	1'53.963	1'54.072	1'55.132	1'54.239
6	1'53.157	1'53.521	1'53.434	1'53.160	1'53.570	1'53.599	1'53.714	1'53.941	1'53.771	1'54.748	1'54.516	1'54.781	1'55.324	1'54.443
7	1'53.449	1'53.181	1'53.438	1'52.990	1'53.143	1'54.092	1'53.561	1'54.199	1'53.588	1'55.336	1'55.514	1'54.886	1'54.605	1'54.892

	14 DeL	22 KaM	20 Lou	16 Lun	7 Kaw	65 Fac	85 Sab	73 Cao	95 Der	44 Bra	5 Eri	47 HeM	25 Ver	61 Oka
1	2'03.212	2'04.087	2'04.536	2'03.447	2'04.593	2'04.368	2'05.804	2'05.351	2'05.071	2'05.597	2'05.115	2'07.753	2'01.180	2'07.407
2	1'54.156	1'54.046	1'55.014	1'54.190	1'54.446	1'56.353	1'55.572	1'55.726	1'55.949	1'56.092	1'56.319	1'55.475	2'06.168	1'56.858
3	1'54.126	1'53.839	1'54.290	1'53.957	1'55.055	1'54.726	1'54.496	1'54.582	1'54.138	1'54.624	1'55.016	1'55.130	1'55.201	1'57.676
4	1'54.670	1'54.470	1'53.836	1'54.275	1'54.254	1'54.295	1'54.387	1'55.079	1'54.335	1'54.214	1'54.514	1'55.728	1'54.805	1'56.593
5	1'54.860	1'54.775	1'54.283	1'54.987	1'54.774	1'54.987	1'54.352	1'54.699	1'55.583	1'54.480	1'54.714	1'56.465	1'54.751	1'56.840
6	1'55.473	1'55.598	1'54.822	1'55.405	1'54.867	1'54.963	1'55.045	1'55.143	1'55.316	1'56.151	1'55.118	1'55.866	1'54.496	1'57.095
7	1'54.938	1'54.731	1'55.063	1'55.631	1'55.419	1'54.666	1'54.708	1'54.143	1'54.587	1'54.498	1'54.891	1'55.392	1'55.220	1'57.284

	17 Meu	28 Bon	10 Orr	13 loz	6 Sch
1	2'01.645	2'03.064	2'03.624	2'03.920	2'14.287
2	1'53.730	1'53.750			
3	1'52.778	1'54.672			
4	1'54.284				
5	2'25.861				

09/06/2019

These data/results cannot be reproduced, stored and/or transmitted in whole or in part by any manner of electronic, mechanical, photocopying, recording, broadcasting or otherwise now known or herein after developed without the previous express consent by the copyright owner, except for reproduction in daily press and regular printed publications on sale to the public within 60 days of the event related to those data/results and always provided that copyright symbol appears together as follows below.

© DORNA WSBK ORGANIZATION Srl 2019





Acerbis Spanish Round, 7-9 June 2019

Best Sectors & Speed Race 2

RESULTS			
1	18 M. GONZALEZ	Kawasaki Ninia 400	Laps 7
2	42 M. GARCIA	Kawasaki Ninia 400	0.019
3	1 A. CARRASCO	Kawasaki Ninia 400	0.048
4	55 G. HENDRA PRATAMA	Yamaha YZF-R3	0.100
5	72 V. STEEMAN	KTM RC 390 R	0.223
6	41 J. JAHNIG	KTM RC 390 R	2.552
7	8 M. PEREZ	Kawasaki Ninia 400	2.814
8	64 H. DE CANCELLIS	Yamaha YZF-R3	2.849
9	71 T. EDWARDS	Kawasaki Ninia 400	2.894
10	15 M. BASTIANELLI	Kawasaki Ninia 400	6.189
11	97 M. KAPPLER	KTM RC 390 R	6.249
12	88 B. IERACI	Kawasaki Ninia 400	9.739
13	36 B. NEILA	Yamaha YZF-R3	9.803
14	69 J. BUIS	Kawasaki Ninia 400	9.869
15	14 E. DE LA VEGA	Yamaha YZF-R3	10.269
16	22 N. KALININ	Kawasaki Ninia 400	10.380
17	20 D. LOUREIRO	Kawasaki Ninia 400	10.678
18	16 M. LUNA BAYEN	Kawasaki Ninia 400	10.726
19	7 T. KAWAKAMI	Yamaha YZF-R3	12.242
20	65 J. FACCO	Yamaha YZF-R3	13.192
21	85 K. SABATUCCI	Yamaha YZF-R3	13.198
22	73 A. CARRIÓN	Kawasaki Ninia 400	13.557
23	95 S. DEROUE	Kawasaki Ninia 400	13.813
24	44 T. BRAMICH	Kawasaki Ninia 400	14.490
25	5 G. ERILL	Kawasaki Ninia 400	14.521
26	47 F. HERNANDEZ MOYANO	Yamaha YZF-R3	20.643
27	25 A. VERDOÍA	Yamaha YZF-R3	20.655
28	61 Y. OKAYA	Kawasaki Ninia 400	28.587
RET	3 M. PEDENEAU	Yamaha YZF-R3	
RET	21 B. SANCHEZ	Kawasaki Ninia 400	
RET	17 K. MEUFFELS	KTM RC 390 R	2 Laps
RET	10 U. ORRADRE	Yamaha YZF-R3	6 Laps
RET	13 D. IOZZO	Kawasaki Ninia 400	6 Laps
RET	6 R. SCHOTMAN	Kawasaki Ninia 400	6 Laps
DSQ	28 O. BONOLI	Yamaha YZF-R3	4 Laps

SPEED			
1	17 K. MEUFFELS	KTM RC 390 R	194,5
2	22 N. KALININ	Kawasaki Ninia 400	194,2
3	72 V. STEEMAN	KTM RC 390 R	193,8
4	88 B. IERACI	Kawasaki Ninia 400	193,5
5	1 A. CARRASCO	Kawasaki Ninia 400	193,2
6	55 G. HENDRA PRATAMA	Yamaha YZF-R3	193,2
7	69 J. BUIS	Kawasaki Ninia 400	192,8
8	41 J. JAHNIG	KTM RC 390 R	192,8
9	97 M. KAPPLER	KTM RC 390 R	192,2
10	95 S. DEROUE	Kawasaki Ninia 400	191,5
11	64 H. DE CANCELLIS	Yamaha YZF-R3	191,2
12	71 T. EDWARDS	Kawasaki Ninia 400	190,8
13	44 T. BRAMICH	Kawasaki Ninia 400	190,8
14	13 D. IOZZO	Kawasaki Ninia 400	190,8
15	20 D. LOUREIRO	Kawasaki Ninia 400	190,8
16	25 A. VERDOÍA	Yamaha YZF-R3	190,5
17	28 O. BONOLI	Yamaha YZF-R3	190,2
18	42 M. GARCIA	Kawasaki Ninia 400	189,9
19	16 M. LUNA BAYEN	Kawasaki Ninia 400	189,5
20	7 T. KAWAKAMI	Yamaha YZF-R3	189,5
21	61 Y. OKAYA	Kawasaki Ninia 400	188,9
22	65 J. FACCO	Yamaha YZF-R3	188,9
23	8 M. PEREZ	Kawasaki Ninia 400	188,9
24	73 A. CARRIÓN	Kawasaki Ninia 400	188,9
25	10 U. ORRADRE	Yamaha YZF-R3	188,9
26	36 B. NEILA	Yamaha YZF-R3	188,3
27	14 E. DE LA VEGA	Yamaha YZF-R3	187,6
28	18 M. GONZALEZ	Kawasaki Ninia 400	187,6
29	15 M. BASTIANELLI	Kawasaki Ninia 400	187,0
30	85 K. SABATUCCI	Yamaha YZF-R3	186,0
31	5 G. ERILL	Kawasaki Ninia 400	186,0
32	47 F. HERNANDEZ MOYANO	Yamaha YZF-R3	182,1
33	6 R. SCHOTMAN	Kawasaki Ninia 400	180,9

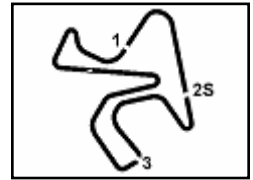
SEG. 1			SEG. 2			SEG. 3			SEG. 4		
1	18 M. GONZALEZ	27.395	1	17 K. MEUFFELS	17.070	1	55 G. HENDRA PRATAMA	32.811	1	18 M. GONZALEZ	34.858
2	55 G. HENDRA PRATAMA	27.452	2	97 M. KAPPLER	17.085	2	1 A. CARRASCO	32.852	2	1 A. CARRASCO	34.863
3	1 A. CARRASCO	27.484	3	55 G. HENDRA PRATAMA	17.123	3	71 T. EDWARDS	32.874	3	72 V. STEEMAN	34.879
4	71 T. EDWARDS	27.505	4	25 A. VERDOÍA	17.124	4	8 M. PEREZ	32.883	4	55 G. HENDRA PRATAMA	34.949
5	42 M. GARCIA	27.533	5	72 V. STEEMAN	17.176	5	64 H. DE CANCELLIS	32.901	5	42 M. GARCIA	34.956
6	22 N. KALININ	27.539	6	42 M. GARCIA	17.207	6	88 B. IERACI	32.918	6	17 K. MEUFFELS	35.007
7	64 H. DE CANCELLIS	27.622	7	8 M. PEREZ	17.210	7	72 V. STEEMAN	32.973	7	97 M. KAPPLER	35.121
8	17 K. MEUFFELS	27.632	8	1 A. CARRASCO	17.233	8	41 J. JAHNIG	32.976	8	64 H. DE CANCELLIS	35.133
9	8 M. PEREZ	27.640	9	71 T. EDWARDS	17.239	9	18 M. GONZALEZ	32.977	9	41 J. JAHNIG	35.138
10	72 V. STEEMAN	27.647	10	41 J. JAHNIG	17.243	10	17 K. MEUFFELS	32.993	10	8 M. PEREZ	35.151
11	36 B. NEILA	27.669	11	15 M. BASTIANELLI	17.249	11	73 A. CARRIÓN	33.002	11	15 M. BASTIANELLI	35.196
12	97 M. KAPPLER	27.669	12	64 H. DE CANCELLIS	17.263	12	69 J. BUIS	33.010	12	69 J. BUIS	35.241
13	16 M. LUNA BAYEN	27.691	13	18 M. GONZALEZ	17.276	13	28 O. BONOLI	33.012	13	71 T. EDWARDS	35.283
14	20 D. LOUREIRO	27.717	14	69 J. BUIS	17.279	14	20 D. LOUREIRO	33.032	14	28 O. BONOLI	35.304
15	41 J. JAHNIG	27.724	15	36 B. NEILA	17.297	15	42 M. GARCIA	33.067	15	47 F. HERNANDEZ MOYAN	35.305
16	69 J. BUIS	27.734	16	22 N. KALININ	17.305	16	36 B. NEILA	33.074	16	22 N. KALININ	35.361
17	88 B. IERACI	27.753	17	16 M. LUNA BAYEN	17.328	17	7 T. KAWAKAMI	33.132	17	36 B. NEILA	35.398
18	95 S. DEROUE	27.772	18	20 D. LOUREIRO	17.349	18	15 M. BASTIANELLI	33.140	18	95 S. DEROUE	35.419
19	15 M. BASTIANELLI	27.792	19	88 B. IERACI	17.350	19	85 K. SABATUCCI	33.155	19	14 E. DE LA VEGA	35.432
20	65 J. FACCO	27.800	20	7 T. KAWAKAMI	17.362	20	14 E. DE LA VEGA	33.182	20	5 G. ERILL	35.434
21	5 G. ERILL	27.805	21	95 S. DEROUE	17.364	21	97 M. KAPPLER	33.187	21	44 T. BRAMICH	35.459
22	44 T. BRAMICH	27.812	22	28 O. BONOLI	17.370	22	5 G. ERILL	33.194	22	16 M. LUNA BAYEN	35.461
23	28 O. BONOLI	27.819	23	10 U. ORRADRE	17.428	23	16 M. LUNA BAYEN	33.206	23	85 K. SABATUCCI	35.466
24	25 A. VERDOÍA	27.833	24	44 T. BRAMICH	17.432	24	65 J. FACCO	33.223	24	10 U. ORRADRE	35.481
25	14 E. DE LA VEGA	27.834	25	14 E. DE LA VEGA	17.445	25	44 T. BRAMICH	33.248	25	20 D. LOUREIRO	35.492
26	73 A. CARRIÓN	27.841	26	65 J. FACCO	17.446	26	25 A. VERDOÍA	33.277	26	73 A. CARRIÓN	35.508
27	85 K. SABATUCCI	27.849	27	13 D. IOZZO	17.477	27	22 N. KALININ	33.291	27	25 A. VERDOÍA	35.514
28	7 T. KAWAKAMI	27.858	28	73 A. CARRIÓN	17.543	28	95 S. DEROUE	33.318	28	65 J. FACCO	35.526
29	10 U. ORRADRE	27.884	29	5 G. ERILL	17.597	29	13 D. IOZZO	33.383	29	7 T. KAWAKAMI	35.556
30	47 F. HERNANDEZ MOYAN	27.953	30	85 K. SABATUCCI	17.598	30	10 U. ORRADRE	33.530	30	88 B. IERACI	35.604
31	13 D. IOZZO	27.983	31	61 Y. OKAYA	17.671	31	47 F. HERNANDEZ MOYAN	33.573	31	13 D. IOZZO	36.175
32	6 R. SCHOTMAN	28.333	32	6 R. SCHOTMAN	17.774	32	61 Y. OKAYA	33.858	32	61 Y. OKAYA	36.222
33	61 Y. OKAYA	28.380	33	47 F. HERNANDEZ MOYAN	17.807	33	6 R. SCHOTMAN	34.403	33	6 R. SCHOTMAN	36.227

09/06/2019

These data/results cannot be reproduced, stored and/or transmitted in whole or in part by any manner of electronic, mechanical, photocopying, recording, broadcasting or otherwise now known or herein after developed without the previous express consent by the copyright owner, except for reproduction in daily press and regular printed publications on sale to the public within 60 days of the event related to those data/results and always provided that copyright symbol appears together as follows below.

© DORNA WSBK ORGANIZATION Srl 2019





Jerez 4.423 m

Acerbis Spanish Round, 7-9 June 2019

Chronological Analysis Race 2

Start at 15:41'34.856

1 / 3

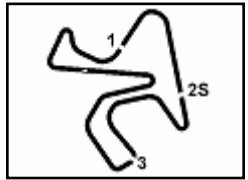
1° 18 M. GONZALEZ (1'52.803)								7° 8 M. PEREZ (1'53.165)							
Lap	Seg.1	Seg.2	Seg.3	Seg.4	Lap Time	km/h	Local Time	Lap	Seg.1	Seg.2	Seg.3	Seg.4	Lap Time	km/h	Local Time
1		17.369	33.196	35.402	2'00.740	185,4	15:43'35.596	1		17.406	33.641	35.833	2'03.242	186,4	15:43'38.098
2	27.818	17.466	33.566	35.092	1'53.942	184,2	15:45'29.538	2	27.747	17.479	32.883	35.167	1'53.276	185,4	15:45'31.374
3	27.395	17.276	32.994	35.138	1'52.803	180,6	15:47'22.341	3	27.640	17.210	33.164	35.151	1'53.165	186,4	15:47'24.539
4	27.619	17.584	33.205	34.858	1'53.266	177,7	15:49'15.607	4	27.807	17.439	32.936	35.207	1'53.389	186,0	15:49'17.928
5	27.907	17.490	33.221	35.191	1'53.809	184,5	15:51'09.416	5	27.658	17.221	33.176	35.578	1'53.633	188,9	15:51'11.561
6	27.604	17.475	32.984	35.094	1'53.157	187,6	15:53'02.573	6	27.711	17.455	33.078	35.470	1'53.714	182,1	15:53'05.275
7	27.617	17.546	32.977	35.309	1'53.449	183,0	15:54'56.022	7	27.779	17.232	33.137	35.413	1'53.561	186,4	15:54'58.836
Race Time 13'21.166								Race Time 13'23.980							
2° 42 M. GARCIA (1'53.002)								8° 64 H. DE CANCELLIS (1'52.958)							
Lap	Seg.1	Seg.2	Seg.3	Seg.4	Lap Time	km/h	Local Time	Lap	Seg.1	Seg.2	Seg.3	Seg.4	Lap Time	km/h	Local Time
1		17.644	33.696	35.435	2'00.933	180,3	15:43'35.789	1		17.343	33.338	35.611	2'01.518	187,9	15:43'36.374
2	27.808	17.314	33.404	35.209	1'53.735	189,9	15:45'29.524	2	27.622	17.263	33.419	35.348	1'53.652	189,5	15:45'30.026
3	27.617	17.207	33.124	35.054	1'53.002	184,2	15:47'22.526	3	27.653	17.263	32.909	35.133	1'52.958	183,6	15:47'22.984
4	27.538	17.479	33.067	34.956	1'53.040	181,8	15:49'15.566	4	28.026	17.525	33.170	35.565	1'54.286	185,4	15:49'17.270
5	27.848	17.598	33.093	35.234	1'53.773	180,3	15:51'09.339	5	27.862	17.301	32.901	35.397	1'53.461	191,2	15:51'10.731
6	27.624	17.544	33.284	35.069	1'53.521	180,0	15:53'02.860	6	27.796	17.597	33.158	35.390	1'53.941	181,8	15:53'04.672
7	27.533	17.394	33.105	35.149	1'53.181	187,3	15:54'56.041	7	27.764	17.755	33.369	35.311	1'54.199	181,8	15:54'58.871
Race Time 13'21.185								Race Time 13'24.015							
3° 1 A. CARRASCO (1'52.970)								9° 71 T. EDWARDS (1'53.264)							
Lap	Seg.1	Seg.2	Seg.3	Seg.4	Lap Time	km/h	Local Time	Lap	Seg.1	Seg.2	Seg.3	Seg.4	Lap Time	km/h	Local Time
1		17.520	33.634	35.478	2'00.977	187,3	15:43'35.833	1		17.542	33.713	35.762	2'02.315	189,2	15:43'37.171
2	27.888	17.233	32.988	35.166	1'53.275	193,2	15:45'29.108	2	27.807	17.442	33.002	35.327	1'53.578	184,8	15:45'30.749
3	27.545	17.578	33.144	35.194	1'53.461	182,7	15:47'22.569	3	27.597	17.355	32.874	35.438	1'53.264	186,0	15:47'24.013
4	27.587	17.418	32.852	35.113	1'52.970	187,9	15:49'15.539	4	27.505	17.248	33.524	35.283	1'53.560	190,8	15:49'17.573
5	27.757	17.660	33.026	35.216	1'53.659	183,3	15:51'09.198	5	27.859	17.239	33.114	35.772	1'53.984	188,9	15:51'11.557
6	27.646	17.613	33.187	34.988	1'53.434	183,3	15:53'02.632	6	27.781	17.393	33.237	35.360	1'53.771	182,7	15:53'05.328
7	27.484	17.568	33.523	34.863	1'53.438	183,3	15:54'56.070	7	27.576	17.319	33.001	35.692	1'53.588	189,2	15:54'58.916
Race Time 13'21.214								Race Time 13'24.060							
4° 55 G. HENDRA PRATAMA (1'52.922)								10° 15 M. BASTIANELLI (1'53.541)							
Lap	Seg.1	Seg.2	Seg.3	Seg.4	Lap Time	km/h	Local Time	Lap	Seg.1	Seg.2	Seg.3	Seg.4	Lap Time	km/h	Local Time
1		17.326	33.535	35.792	2'01.597	189,5	15:43'36.453	1		17.410	33.564	35.492	2'02.212	184,8	15:43'37.068
2	27.699	17.158	33.651	35.430	1'53.938	193,2	15:45'30.391	2	27.822	17.567	33.219	35.196	1'53.804	183,0	15:45'30.872
3	27.701	17.123	32.921	35.177	1'52.922	188,9	15:47'23.313	3	27.792	17.249	33.140	35.360	1'53.541	187,0	15:47'24.413
4	27.914	17.383	33.159	35.251	1'53.707	189,9	15:49'17.020	4	27.840	17.508	33.177	35.270	1'53.795	183,3	15:49'18.208
5	27.727	17.430	32.846	34.949	1'52.952	186,0	15:51'09.972	5	27.817	17.441	33.151	35.510	1'53.919	181,5	15:51'12.127
6	27.914	17.386	32.811	35.049	1'53.160	185,7	15:53'03.132	6	27.970	17.560	33.647	35.571	1'54.748	182,7	15:53'06.875
7	27.452	17.278	33.169	35.091	1'52.990	188,9	15:54'56.122	7	28.141	17.550	33.707	35.938	1'55.336	183,9	15:55'02.211
Race Time 13'21.266								Race Time 13'27.355							
5° 72 V. STEEMAN (1'53.143)								11° 97 M. KAPPLER (1'53.266)							
Lap	Seg.1	Seg.2	Seg.3	Seg.4	Lap Time	km/h	Local Time	Lap	Seg.1	Seg.2	Seg.3	Seg.4	Lap Time	km/h	Local Time
1		17.509	33.434	35.392	2'00.603	182,4	15:43'35.459	1		17.372	33.445	35.486	2'02.481	187,9	15:43'37.337
2	27.913	17.510	33.276	35.365	1'54.064	184,5	15:45'29.523	2	28.023	17.294	33.187	35.361	1'53.865	191,2	15:45'31.202
3	27.942	17.176	33.089	35.164	1'53.371	187,9	15:47'22.894	3	27.669	17.085	33.274	35.238	1'53.266	192,2	15:47'24.468
4	28.201	17.351	32.973	34.930	1'53.455	187,3	15:49'16.349	4	27.952	17.441	33.296	35.121	1'53.810	191,8	15:49'18.278
5	27.754	17.345	33.001	35.083	1'53.183	189,5	15:51'09.532	5	27.965	17.215	33.399	35.384	1'53.963	188,6	15:51'12.241
6	27.750	17.250	33.445	35.125	1'53.570	188,3	15:53'03.102	6	27.977	17.458	33.460	35.621	1'54.516	186,4	15:53'06.757
7	27.647	17.220	33.397	34.879	1'53.143	193,8	15:54'56.245	7	28.108	17.678	33.877	35.851	1'55.514	182,7	15:55'02.271
Race Time 13'21.389								Race Time 13'27.415							
6° 41 J. JAHNIG (1'53.139)								12° 88 B. IERACI (1'54.072)							
Lap	Seg.1	Seg.2	Seg.3	Seg.4	Lap Time	km/h	Local Time	Lap	Seg.1	Seg.2	Seg.3	Seg.4	Lap Time	km/h	Local Time
1		17.388	33.517	35.621	2'01.906	192,8	15:43'36.762	1		17.693	33.345	35.769	2'04.743	183,9	15:43'39.599
2	27.862	17.291	33.258	35.249	1'53.660	189,9	15:45'30.422	2	27.973	17.350	32.918	35.903	1'54.144	193,5	15:45'33.743
3	27.782	17.243	32.976	35.138	1'53.139	190,2	15:47'23.561	3	27.753	17.514	33.264	35.626	1'54.157	185,1	15:47'27.900
4	27.774	17.269	33.521	35.187	1'53.751	189,9	15:49'17.312	4	27.773	17.535	33.138	35.676	1'54.122	184,5	15:49'22.022
5	27.724	17.365	33.248	35.234	1'53.571	189,2	15:51'10.883	5	27.853	17.516	33.099	35.604	1'54.072	186,0	15:51'16.094
6	27.878	17.298	33.105	35.318	1'53.599	186,7	15:53'04.482	6	28.150	17.418	33.474	35.739	1'54.781	189,5	15:53'10.875
7	27.895	17.527	33.182	35.488	1'54.092	182,4	15:54'58.574	7	27.958	17.817	33.494	35.617	1'54.886	180,9	15:55'05.761
Race Time 13'23.718								Race Time 13'30.905							

09/06/2019 P = Pits In/Out - C = Lap Time Cancelled

These data/results cannot be reproduced, stored and/or transmitted in whole or in part by any manner of electronic, mechanical, photocopying, recording, broadcasting or otherwise now known or herein after developed without the previous express consent by the copyright owner, except for reproduction in daily press and regular printed publications on sale to the public within 60 days of the event related to those data/results and always provided that copyright symbol appears together as follows below.

© DORNA WSBK ORGANIZATION Srl 2019





Acerbis Spanish Round, 7-9 June 2019

Chronological Analysis Race 2

Jerez 4.423 m

Start at 15:41'34.856

2 / 3

13° 36 B. NEILA (1'53.690)							
Lap	Seg.1	Seg.2	Seg.3	Seg.4	Lap Time	km/h	Local Time
1		17.502	33.642	35.891	2'04.055	188,3	15:43'38.911
2	27.921	17.297	33.074	35.398	1'53.690	188,3	15:45'32.601
3	27.669	17.432	33.391	35.518	1'54.010	186,7	15:47'26.611
4	27.950	17.422	33.228	35.553	1'54.153	184,2	15:49'20.764
5	28.110	17.650	33.498	35.874	1'55.132	185,7	15:51'15.896
6	28.120	17.647	33.917	35.640	1'55.324	181,2	15:53'11.220
7	28.008	17.524	33.595	35.478	1'54.605	186,7	15:55'05.825
Race Time 13'30.969							

14° 69 J. BUIS (1'53.756)							
Lap	Seg.1	Seg.2	Seg.3	Seg.4	Lap Time	km/h	Local Time
1		17.410	33.524	35.929	2'03.237	191,2	15:43'38.093
2	28.034	17.471	33.010	35.241	1'53.756	192,8	15:45'31.849
3	27.734	17.720	33.224	37.467	1'56.145	181,8	15:47'27.994
4	27.966	17.488	33.188	35.681	1'54.323	187,6	15:49'22.317
5	27.926	17.545	33.144	35.624	1'54.239	187,0	15:51'16.556
6	27.862	17.279	33.620	35.682	1'54.443	192,8	15:53'10.999
7	28.032	17.698	33.777	35.385	1'54.892	184,5	15:55'05.891
Race Time 13'31.035							

15° 14 E. DE LA VEGA (1'54.126)							
Lap	Seg.1	Seg.2	Seg.3	Seg.4	Lap Time	km/h	Local Time
1		17.548	33.594	36.067	2'03.212	181,5	15:43'38.068
2	27.950	17.506	33.268	35.432	1'54.156	187,6	15:45'32.224
3	27.834	17.537	33.182	35.573	1'54.126	183,0	15:47'26.350
4	28.055	17.516	33.390	35.709	1'54.670	185,1	15:49'21.020
5	27.950	17.641	33.513	35.756	1'54.860	183,0	15:51'15.880
6	27.922	17.784	34.109	35.658	1'55.473	179,1	15:53'11.353
7	28.013	17.445	33.900	35.580	1'54.938	185,7	15:55'06.291
Race Time 13'31.435							

16° 22 N. KALININ (1'53.839)							
Lap	Seg.1	Seg.2	Seg.3	Seg.4	Lap Time	km/h	Local Time
1		17.385	33.738	35.697	2'04.087	185,7	15:43'38.943
2	28.089	17.305	33.291	35.361	1'54.046	194,2	15:45'32.989
3	27.539	17.368	33.416	35.516	1'53.839	191,8	15:47'26.828
4	27.918	17.310	33.620	35.622	1'54.470	189,2	15:49'21.298
5	27.919	17.617	33.480	35.759	1'54.775	186,4	15:51'16.073
6	28.045	17.523	34.207	35.823	1'55.598	183,0	15:53'11.671
7	27.842	17.379	33.754	35.756	1'54.731	188,9	15:55'06.402
Race Time 13'31.546							

17° 20 D. LOUREIRO (1'53.836)							
Lap	Seg.1	Seg.2	Seg.3	Seg.4	Lap Time	km/h	Local Time
1		17.454	33.976	35.945	2'04.536	186,7	15:43'39.392
2	28.400	17.450	33.292	35.872	1'55.014	190,8	15:45'34.406
3	27.737	17.536	33.525	35.492	1'54.290	187,6	15:47'28.696
4	27.717	17.594	33.032	35.493	1'53.836	185,1	15:49'22.532
5	27.896	17.436	33.243	35.708	1'54.283	189,2	15:51'16.815
6	27.951	17.807	33.398	35.666	1'54.822	183,3	15:53'11.637
7	28.055	17.349	34.059	35.600	1'55.063	190,5	15:55'06.700
Race Time 13'31.844							

18° 16 M. LUNA BAYEN (1'53.957)							
Lap	Seg.1	Seg.2	Seg.3	Seg.4	Lap Time	km/h	Local Time
1		17.328	33.514	35.863	2'03.447	189,5	15:43'38.303
2	28.011	17.386	33.272	35.521	1'54.190	187,0	15:45'32.493
3	27.691	17.503	33.302	35.461	1'53.957	188,6	15:47'26.540
4	27.824	17.563	33.206	35.682	1'54.275	183,3	15:49'20.725
5	28.047	17.686	33.447	35.807	1'54.987	183,0	15:51'15.712
6	28.033	17.810	33.921	35.641	1'55.405	181,8	15:53'11.117
7	28.029	17.598	34.221	35.783	1'55.631	183,9	15:55'06.748
Race Time 13'31.892							

19° 7 T. KAWAKAMI (1'54.254)							
Lap	Seg.1	Seg.2	Seg.3	Seg.4	Lap Time	km/h	Local Time
1							
2	28.409						

1		17.473	33.887	35.849	2'04.593	186,0	15:43'39.449
2	28.007	17.362	33.504	35.573	1'54.446	189,5	15:45'33.895
3	28.006	17.753	33.737	35.559	1'55.055	181,2	15:47'28.950
4	27.858	17.708	33.132	35.556	1'54.254	181,8	15:49'23.204
5	27.933	17.809	33.398	35.634	1'54.774	179,7	15:51'17.978
6	27.978	17.991	33.337	35.561	1'54.867	176,6	15:53'12.845
7	28.068	17.911	33.564	35.876	1'55.419	177,7	15:55'08.264
Race Time 13'33.408							

20° 65 J. FACCO (1'54.295)							
Lap	Seg.1	Seg.2	Seg.3	Seg.4	Lap Time	km/h	Local Time
1		17.495	34.023	36.296	2'04.368	188,9	15:43'39.224
2	28.144	17.446	35.020	35.743	1'56.353	188,6	15:45'35.577
3	28.007	17.686	33.464	35.569	1'54.726	181,8	15:47'30.303
4	27.800	17.534	33.435	35.526	1'54.295	188,3	15:49'24.598
5	27.874	17.863	33.324	35.926	1'54.987	184,2	15:51'19.585
6	28.033	17.900	33.341	35.689	1'54.963	180,0	15:53'14.548
7	27.959	17.704	33.223	35.780	1'54.666	182,7	15:55'09.214
Race Time 13'34.358							

21° 85 K. SABATUCCI (1'54.352)							
Lap	Seg.1	Seg.2	Seg.3	Seg.4	Lap Time	km/h	Local Time
1		17.812	33.683	35.538	2'05.804	183,9	15:43'40.660
2	28.205	18.115	33.394	35.858	1'55.572	177,4	15:45'36.232
3	28.083	17.707	33.235	35.471	1'54.496	182,4	15:47'30.728
4	27.849	17.685	33.319	35.534	1'54.387	186,0	15:49'25.115
5	27.931	17.800	33.155	35.466	1'54.352	180,6	15:51'19.467
6	28.065	18.026	33.424	35.530	1'55.045	173,0	15:53'14.512
7	28.158	17.598	33.463	35.489	1'54.708	183,0	15:55'09.220
Race Time 13'34.364							

22° 73 A. CARRIÓN (1'54.143)							
Lap	Seg.1	Seg.2	Seg.3	Seg.4	Lap Time	km/h	Local Time
1		17.769	33.694	35.800	2'05.351	188,6	15:43'40.207
2	28.280	17.543	34.067	35.836	1'55.726	188,9	15:45'35.933
3	27.845	17.556	33.513	35.668	1'54.582	183,0	15:47'30.515
4	27.961	17.690	33.783	35.645	1'55.079	183,3	15:49'25.594
5	27.841	17.613	33.308	35.937	1'54.699	185,4	15:51'20.293
6	28.286	17.708	33.641	35.508	1'55.143	180,3	15:53'15.436
7	27.948	17.628	33.002	35.565	1'54.143	182,1	15:55'09.579
Race Time 13'34.723							

23° 95 S. DEROUÉ (1'54.138)							
Lap	Seg.1	Seg.2	Seg.3	Seg.4	Lap Time	km/h	Local Time
1		17.598	33.357	35.939	2'05.071	191,5	15:43'39.927
2	28.268	17.364	34.653	35.664	1'55.949	190,2	15:45'35.876
3	27.772	17.609	33.338	35.419	1'54.138	182,4	15:47'30.014
4	27.895	17.603	33.320	35.517	1'54.335	184,2	15:49'24.349
5	27.997	17.847	33.318	36.421	1'55.583	181,5	15:51'19.932
6	28.549	17.779	33.387	35.601	1'55.316	180,6	15:53'15.248
7	27.829	17.510	33.678	35.570	1'54.587	186,4	15:55'09.835
Race Time 13'34.979							

24° 44 T. BRAMICH (1'54.214)							
Lap	Seg.1	Seg.2	Seg.3	Seg.4	Lap Time	km/h	Local Time
1		17.559	33.641	35.761	2'05.597	188,9	15:43'40.453
2	28.545	17.602	33.963	35.982	1'56.092	187,0	15:45'36.545
3	28.102	17.500	33.315	35.707	1'54.624	190,8	15:47'31.169
4	27.812	17.432	33.366	35.604	1'54.214	188,6	15:49'25.383
5	27.950	17.548	33.387	35.595	1'54.480	186,4	15:51'19.863
6	29.748	17.626	33.318	35.459	1'56.151	184,8	15:53'16.014
7	27.945	17.565	33.248	35.740	1'54.498	183,6	15:55'10.512
Race Time 13'35.656							

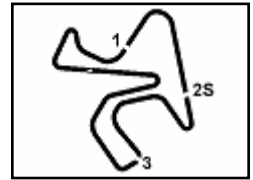
25° 5 G. ERILL (1'54.514)							
Lap	Seg.1	Seg.2	Seg.3	Seg.4	Lap Time	km/h	Local Time
1		17.939	33.608	35.752	2'05.115	186,0	15:43'39.971
2	28.409	17.665	34.172	36.073	1'56.319	183,3	15:45'36.290

09/06/2019 P = Pits In/Out - C = Lap Time Cancelled

These data/results cannot be reproduced, stored and/or transmitted in whole or in part by any manner of electronic, mechanical, photocopying, recording, broadcasting or otherwise now known or herein after developed without the previous express consent by the copyright owner, except for reproduction in daily press and regular printed publications on sale to the public within 60 days of the event related to those data/results and always provided that copyright symbol appears together as follows below.

© DORNA WSBK ORGANIZATION Srl 2019





Jerez 4.423 m

3 / 3

Race Time 2'14.287

Acerbis Spanish Round, 7-9 June 2019

Chronological Analysis Race 2

Start at 15:41'34.856

Lap	Seg.1	Seg.2	Seg.3	Seg.4	Lap Time	km/h	Local Time
3	27.955	17.860	33.501	35.700	1'55.016	181,5	15:47'31.306
4	27.814	17.597	33.380	35.723	1'54.514	184,8	15:49'25.820
5	27.805	17.740	33.194	35.975	1'54.714	183,6	15:51'20.534
6	28.209	17.701	33.774	35.434	1'55.118	184,2	15:53'15.652
7	28.079	17.812	33.361	35.639	1'54.891	180,6	15:55'10.543

Race Time 13'35.687

26° 47 F. HERNANDEZ MOYANO (1'55.130)							
Lap	Seg.1	Seg.2	Seg.3	Seg.4	Lap Time	km/h	Local Time
1		17.943	33.801	35.525	2'07.753	178,3	15:43'42.609
2	28.329	17.916	33.612	35.618	1'55.475	179,7	15:45'38.084
3	28.002	17.807	33.573	35.748	1'55.130	180,0	15:47'33.214
4	27.953	17.941	33.877	35.957	1'55.728	178,0	15:49'28.942
5	28.348	18.244	33.935	35.938	1'56.465	176,0	15:51'25.407
6	28.352	18.069	33.873	35.572	1'55.866	175,7	15:53'21.273
7	28.407	18.044	33.636	35.305	1'55.392	182,1	15:55'16.665

Race Time 13'41.809

27° 25 A. VERDOÑA (1'54.496)							
Lap	Seg.1	Seg.2	Seg.3	Seg.4	Lap Time	km/h	Local Time
1		17.355	33.277	35.514	2'01.180	187,6	15:43'36.036
2	27.886	17.124	33.516	47.642	2'06.168	190,5	15:45'42.204
3	28.453	17.764	33.303	35.681	1'55.201	178,8	15:47'37.405
4	27.833	17.778	33.506	35.688	1'54.805	177,4	15:49'32.210
5	28.023	17.858	33.330	35.540	1'54.751	178,6	15:51'26.961
6	27.941	17.637	33.303	35.615	1'54.496	180,3	15:53'21.457
7	28.203	18.047	33.438	35.532	1'55.220	178,6	15:55'16.677

Race Time 13'41.821

28° 61 Y. OKAYA (1'56.593)							
Lap	Seg.1	Seg.2	Seg.3	Seg.4	Lap Time	km/h	Local Time
1		17.671	34.160	36.622	2'07.407	188,9	15:43'42.263
2	28.863	17.824	33.949	36.222	1'56.858	187,3	15:45'39.121
3	28.641	18.020	34.166	36.849	1'57.676	180,6	15:47'36.797
4	28.417	17.974	33.858	36.344	1'56.593	184,2	15:49'33.390
5	28.429	18.162	33.976	36.273	1'56.840	179,7	15:51'30.230
6	28.385	18.086	34.039	36.585	1'57.095	178,3	15:53'27.325
7	28.380	18.205	34.150	36.549	1'57.284	177,4	15:55'24.609

Race Time 13'49.753

RET 17 K. MEUFFELS (1'52.778)							
Lap	Seg.1	Seg.2	Seg.3	Seg.4	Lap Time	km/h	Local Time
1		17.206	33.723	35.568	2'01.645	193,2	15:43'36.501
2	27.804	17.079	33.451	35.396	1'53.730	194,5	15:45'30.231
3	27.632	17.070	33.069	35.007	1'52.778	191,2	15:47'23.009
4	28.171	17.376	33.394	35.343	1'54.284	186,7	15:49'17.293
5	27.930	17.359	32.993	1'07.579	2'25.861	193,8	15:51'43.154

Race Time 10'08.298

30° 28 O. BONOLI (1'53.750)							
Lap	Seg.1	Seg.2	Seg.3	Seg.4	Lap Time	km/h	Local Time
1		17.370	34.023	36.042	2'03.064	187,6	15:43'37.920
2	27.958	17.476	33.012	35.304	1'53.750	190,2	15:45'31.670
3	27.819	17.841	33.284	35.728	1'54.672	178,0	15:47'26.342

Race Time 5'51.486

RET 10 U. ORRADRE							
Lap	Seg.1	Seg.2	Seg.3	Seg.4	Lap Time	km/h	Local Time
1		17.739	33.530	35.481	2'03.624	184,2	15:43'38.480

Race Time 2'03.624

RET 13 D. IOZZO							
Lap	Seg.1	Seg.2	Seg.3	Seg.4	Lap Time	km/h	Local Time
1		17.545	33.383	36.175	2'03.920	187,9	15:43'38.776

Race Time 2'03.920

RET 6 R. SCHOTMAN							
Lap	Seg.1	Seg.2	Seg.3	Seg.4	Lap Time	km/h	Local Time
1		18.456	34.403	36.227	2'14.287	176,3	15:43'49.143

09/06/2019

P = Pits In/Out - C = Lap Time Cancelled

These data/results cannot be reproduced, stored and/or transmitted in whole or in part by any manner of electronic, mechanical, photocopying, recording, broadcasting or otherwise now known or herein after developed without the previous express consent by the copyright owner, except for reproduction in daily press and regular printed publications on sale to the public within 60 days of the event related to those data/results and always provided that copyright symbol appears together as follows below.

© DORNA WSBK ORGANIZATION Srl 2019





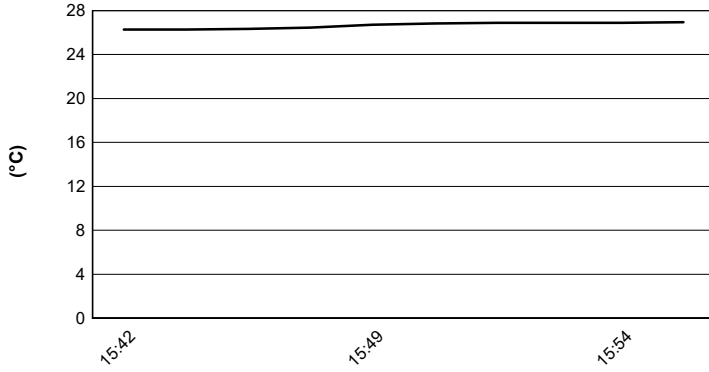
Jerez 4.423 m

Acerbis Spanish Round, 7-9 June 2019

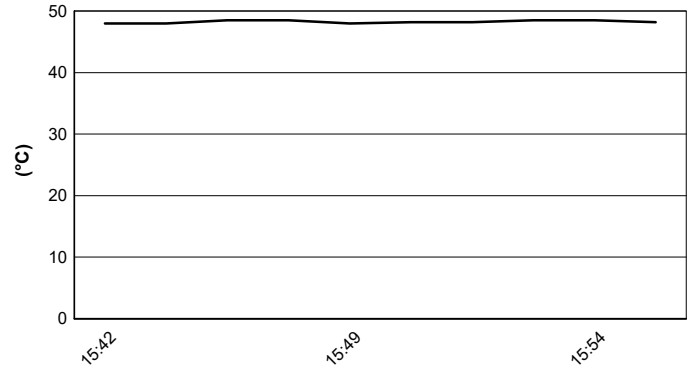
Weather Report Race 2

Session started 15:42 - Session ended 15:57


Air Temperature




Track Temperature



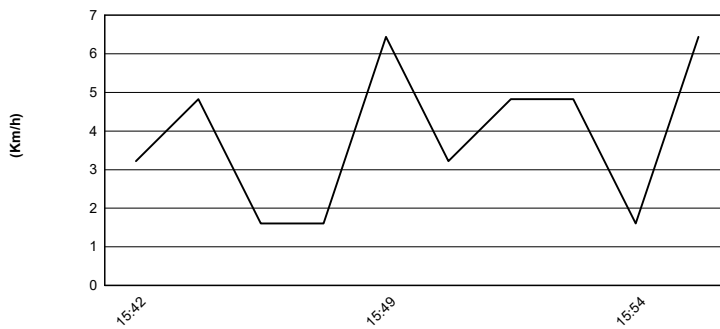
Air Pressure



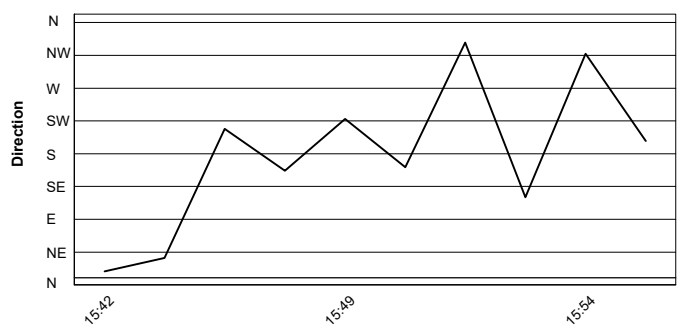
Humidity



Wind Speed



Wind Direction



09/06/2019

These data/results cannot be reproduced, stored and/or transmitted in whole or in part by any manner of electronic, mechanical, photocopying, recording, broadcasting or otherwise now known or herein after developed without the previous express consent by the copyright owner, except for reproduction in daily press and regular printed publications on sale to the public within 60 days of the event related to those data/results and always provided that copyright symbol appears together as follows below.

© DORNA WSBK ORGANIZATION Srl 2019

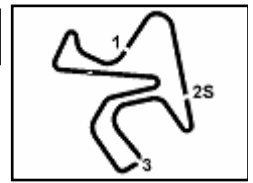




12.6

WorldSSP300

116/04



Jerez 4.423 m

2 / 2

Acerbis Spanish Round, 7-9 June 2019 Championship Standings

	Points	Points From First	Points From Previous	April 7 ARAGON	April 14 ASSEN	May 12 IMOLA	June 8 JEREZ 1	June 9 JEREZ 2	June 23 MISANO	July 7 DONINGTON PARK	September 8 PORTIMAO	September 29 MAGNY COURS	October 26 LOSAIL						
25 GOMEZ Francisco (ESP)	2	86	1		2 18	18	21	25											

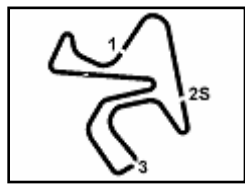
09/06/2019

First Line: Championship Standings - Second Line: Ranking Progression

These data/results cannot be reproduced, stored and/or transmitted in whole or in part by any manner of electronic, mechanical, photocopying, recording, broadcasting or otherwise now known or herein after developed without the previous express consent by the copyright owner, except for reproduction in daily press and regular printed publications on sale to the public within 60 days of the event related to those data/results and always provided that copyright symbol appears together as follows below.

© DORNA WSBK ORGANIZATION Srl 2019





Acerbis Spanish Round, 7-9 June 2019
Manufacturers Standings

Jerez 4.423 m

	Points	Points From First	Points From Previous	April 7	April 14	May 12	June 8	June 9	June 23	July 7	September 8	September 29	October 26				
				ARAGON	ASSEN	IMOLA	JEREZ 1	JEREZ 2	MISANO	DONINGTON PARK	PORTIMAO	MAGNY COURS	LOSAIL				
1 KAWASAKI	100			25 1	25 1	1	25 1	25 1									
2 YAMAHA	55	45		20 2	11 2	2	11 2	13 2									
3 KTM	49	51	6	13 3	16 3	3	9 3	11 3									

09/06/2019 First Line: Championship Standings - Second Line: Ranking Progression
 These data/results cannot be reproduced, stored and/or transmitted in whole or in part by any manner of electronic, mechanical, photocopying, recording, broadcasting or otherwise now known or herein after developed without the previous express consent by the copyright owner, except for reproduction in daily press and regular printed publications on sale to the public within 60 days of the event related to those data/results and always provided that copyright symbol appears together as follows below.
 © DORNA WSBK ORGANIZATION Srl 2019





Acerbis Spanish Round, 7-9 June 2019

Team Standings

Jerez 4.423 m

	April 7 ARAGON	April 14 ASSEN	May 12 IMOLA	June 8 JEREZ 1	June 9 JEREZ 2	June 23 MISANO	July 7 DONINGTON PARK	September 8 PORTIMAO	September 29 MAGNY COURS	October 26 LOSAIL	
1 Kawasaki ParkinGO Team	98										
GONZALEZ Manuel	88	25	25		13	25					
EDWARDS Tom	7				7						
ROVELLI Filippo	3	3									
2 Freudenberg KTM Junior Team	75 (-23)										
JAHNIG Jan-Ole	48	13	16		9	10					
STEEMAN Victor	27	10	6		11						
3 Team Trasimeno Yamaha	66 (-32)										
DE CANCELLIS Hugo	47	20	11		8	8					
BONOLI Omar	19	9	10								
4 Kawasaki MOTOPOST	65 (-33)										
DEROUE Scott	56	16	20		20						
SCHOTMAN Robert	9	5	4								
5 DS Junior Team	52 (-46)										
GARCIA Marc	50		5		25	20					
GOMEZ Francisco	2		2								
6 Kawasaki Provec WorldSSP300	40 (-58)										
CARRASCO Ana	40		8		16	16					
7 BCD Yamaha MS Racing	38 (-60)										
VERDOIA Andy	29	11	7		11						
ORRADRE Unai	6				6						
NEILA Beatriz	3					3					
8 Semakin Di Depan Biblion Motoxracing	23 (-75)										
HENDRA PRATAMA Galang	23				10	13					
9 Kawasaki GP Project	21 (-77)										
IERACI Bruno	21	8	9			4					
10 Freudenberg KTM WorldSSP Team	19 (-79)										
KAPPLER Maximilian	12	6	1			5					
MEUFFELS Koen	7	7									
11 Nutec - RT Motorsports by SKM - Kawasaki	15 (-83)										
KALININ Nick	15	2	13								
12 MTM Racing Team	12 (-86)										
BUIS Jeffrey	12		3		7	2					
13 Scuderia Maranga Racing	10 (-88)										
PEREZ Mika	10	1				9					
14 Prodina IRCOS Kawasaki	6 (-92)										
BASTIANELLI Manuel	6					6					
15 Team MHP Racing-Patrick Pons	5 (-93)										
PEDENEAU Mateo	4	4									
DE LA VEGA Enzo	1					1					

09/06/2019 * Independent teams

These data/results cannot be reproduced, stored and/or transmitted in whole or in part by any manner of electronic, mechanical, photocopying, recording, broadcasting or otherwise now known or herein after developed without the previous express consent by the copyright owner, except for reproduction in daily press and regular printed publications on sale to the public within 60 days of the event related to those data/results and always provided that copyright symbol appears together as follows below.

© DORNA WSBK ORGANIZATION Srl 2019



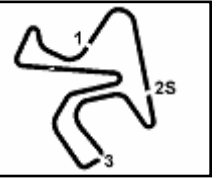
Official Fuel Supplier



PIRELLI
Official Tyre Supplier



Official Timekeeper



Acerbis Spanish Round, 7-9 June 2019

Best Laps and Speed

No.	Rider Bike	Nat	Best Lap		FP1		FP2		FP3		SP		LCR		WUP		RC1		RC2	
			LL	SPD	LL	SPD	LL	SPD	LL	SPD	LL	SPD	LL	SPD	LL	SPD	LL	SPD	LL	SPD
1	72 V. STEEMAN KTM RC 390 R	NED	1'52.199	65 195,5	1'54.792	13 191,1	1'53.665	11 191,8	1'52.730	5 195,2	1'52.199	10 189,2			1'52.814	8 195,5	1'53.667	11 184,1	1'53.143	7 193,8
2	42 M. GARCIA Kawasaki Ninja 400	ESP	1'52.570	54 190,1			1'53.207	14 190,1	1'53.429	7 186,3	1'52.570	7 188,8			1'54.009	8 180,2	1'53.736	11 189,2	1'53.002	7 189,8
3	18 M. GONZALEZ Kawasaki Ninja 400	ESP	1'52.623	57 192,1	2'04.317	3 181,1	1'52.794	11 192,1	1'52.623	8 191,5	1'52.756	9 184,8			1'53.627	8 176,8	1'53.051	11 191,8	1'52.803	7 187,6
4	22 N. KALININ Kawasaki Ninja 400	UKR	1'52.664	58 194,1	2'01.334	3 182,9	1'54.821	13 188,5	1'53.921	8 191,5	1'54.747	10 191,5			1'52.664	7 192,1	1'53.805	10 192,5	1'53.839	7 194,1
5	55 G. HENDRA PRATAMA Yamaha YZF-R3	INA	1'52.724	57 193,1	2'01.340	5 179,4	1'53.550	12 191,5	1'53.472	8 191,1	1'52.724	8 188,5			1'53.858	6 183,5	1'52.968	11 190,8	1'52.922	7 193,1
6	17 K. MEUFFELS KTM RC 390 R	NED	1'52.778	65 196,2	2'09.086	9 183,8	1'54.817	15 196,2	1'53.935	7 190,5	1'53.728	10 193,5			1'53.738	8 188,8	1'53.804	11 192,5	1'52.778	5 194,5
7	1 A. CARRASCO Kawasaki Ninja 400	ESP	1'52.794	58 194,5	2'04.236	3 187,6	1'54.393	13 189,5	1'53.453	7 191,1	1'52.794	10 191,1			1'53.811	7 182,3	1'53.240	11 194,5	1'52.970	7 193,1
8	25 A. VERDOÍA Yamaha YZF-R3	FRA	1'52.942	58 191,8	1'54.436	10 185,4	1'54.337	5 187,6	1'54.500	8 187,6	1'53.530	9 183,5			1'52.942	8 182,0	1'53.474	11 191,8	1'54.496	7 190,5
9	64 H. DE CANCELLIS Yamaha YZF-R3	FRA	1'52.958	71 191,1	2'03.607	12 177,9	1'54.111	15 187,9	1'54.410	8 185,4	1'53.823	10 184,4			1'54.241	8 177,6	1'52.996	11 191,1	1'52.958	7 191,1
10	28 O. BONOLI Yamaha YZF-R3	ITA	1'52.983	54 190,1	2'08.606	2 180,2	1'54.379	13 186,0	1'53.892	8 186,9	1'53.627	9 184,4			1'52.983	8 186,0	1'53.482	11 189,5	1'53.750	3 190,1
11	41 J. JAHNIG KTM RC 390 R	GER	1'53.139	67 196,6	2'10.750	12 182,0	1'54.977	12 194,1	1'53.263	8 195,9	1'53.954	9 192,1			1'53.592	8 187,3	1'53.519	11 196,6	1'53.139	7 192,8
12	8 M. PEREZ Kawasaki Ninja 400	ESP	1'53.165	56 190,5			1'54.102	12 187,6	1'53.862	8 186,6	1'54.175	10 187,3			1'53.715	8 184,8	1'54.009	11 190,5	1'53.165	7 188,8
13	71 T. EDWARDS Kawasaki Ninja 400	AUS	1'53.264	52 190,8	2'00.985	4 179,4	1'53.573	14 188,8			1'53.854	8 180,2			1'54.096	8 183,2	1'53.619	11 190,1	1'53.264	7 190,8
14	97 M. KAPPLER KTM RC 390 R	GER	1'53.266	58 197,6	1'55.890	12 187,3	1'55.332	11 187,3	1'54.350	8 197,6	1'54.053	10 190,5			1'54.013	8 188,8	1'54.730	2 193,1	1'53.266	7 192,1
15	6 R. SCHOTMAN Kawasaki Ninja 400	NED	1'53.300	51 192,5	2'02.299	2 182,3	1'54.643	12 192,5	1'53.462	8 188,8	1'54.526	10 191,1			1'53.300	8 186,0	1'54.043	11 192,5		
16	3 M. PEDENEAU Yamaha YZF-R3	FRA	1'53.322	60 190,5	1'54.743	11 185,1	1'55.298	11 189,5	1'54.575	8 190,5	1'53.662	11 181,7			1'54.468	8 182,3	1'53.322	11 188,2		
17	88 B. IERACI Kawasaki Ninja 400	ITA	1'53.337	69 194,8	1'54.791	10 188,8	1'56.440	6 190,5	1'54.489	8 188,8	1'55.197	9 185,1	1'55.441	11 185,7	1'53.870	8 188,8	1'53.337	10 194,8	1'54.072	7 193,5
18	14 E. DE LA VEGA Yamaha YZF-R3	FRA	1'53.347	63 187,9	2'04.906	10 182,6	1'54.671	13 184,1	1'54.452	8 183,5	1'53.980	10 185,4			1'54.820	4 177,9	1'53.347	11 187,9	1'54.126	7 187,6
19	95 S. DEROUÉ Kawasaki Ninja 400	NED	1'53.435	68 194,1	1'54.796	12 189,8	1'54.671	12 194,1	1'54.447	8 193,8	1'53.922	10 186,3			1'53.849	8 185,7	1'53.435	11 194,1	1'54.138	7 191,5
20	16 M. LUNA BAYEN Kawasaki Ninja 400	ESP	1'53.514	55 195,2			1'55.287	13 193,8	1'53.932	7 195,2	1'54.413	9 191,1			1'53.949	8 188,5	1'53.514	11 193,5	1'53.957	7 189,5
21	15 M. BASTIANELLI Kawasaki Ninja 400	ITA	1'53.541	49 189,2	2'03.392	4 182,3	1'55.400	13 186,0	1'53.583	8 188,5	1'53.910	10 189,2			1'54.317	7 186,0			1'53.541	7 186,9
22	69 J. BUIS Kawasaki Ninja 400	NED	1'53.546	62 193,1	1'55.557	14 187,6	1'55.020	12 186,9			1'54.352	10 186,3			1'54.319	8 190,1	1'53.546	11 193,1	1'53.756	7 192,8
23	7 T. KAWAKAMI Yamaha YZF-R3	BRA	1'53.563	43 191,8	2'10.592	1 181,1	1'55.537	14 191,8			1'54.678	10 186,3			1'54.379	8 180,8	1'53.563	3 190,5	1'54.254	7 189,5
24	10 U. ORRADRE Yamaha YZF-R3	ESP	1'53.577	59 193,1	1'57.836	9 182,0	1'54.547	14 190,1	1'54.414	8 193,1	1'54.295	9 183,5			1'53.577	8 186,3	1'53.709	11 191,1		
25	36 B. NEILA Yamaha YZF-R3	ESP	1'53.690	64 191,5	1'57.200	7 182,3	1'55.354	13 185,1	1'55.003	8 189,8	1'54.508	10 184,8			1'54.699	8 185,1	1'53.924	11 191,5	1'53.690	7 188,2

09/06/2019

These data/results cannot be reproduced, stored and/or transmitted in whole or in part by any manner of electronic, mechanical, photocopying, recording, broadcasting or otherwise now known or herein after developed without the previous express consent by the copyright owner, except for reproduction in daily press and regular printed publications on sale to the public within 60 days of the event related to those data/results and always provided that copyright symbol appears together as follows below.

© DORNA WSBK ORGANIZATION Srl 2019





Acerbis Spanish Round, 7-9 June 2019

Best Laps and Speed

No.	Rider Bike	Nat	Best Lap		FP1		FP2		FP3		SP		LCR		WUP		RC1		RC2	
			LL	SPD	LL	SPD	LL	SPD	LL	SPD	LL	SPD	LL	SPD	LL	SPD	LL	SPD	LL	SPD
26	13 D. IOZZO Kawasaki Ninja 400	RSA	1'53.718	52 193,1	2'07.522	6 181,7	1'55.379	13 191,1	1'54.266	8 187,3	1'54.486	10 187,3			1'53.913	4 192,1	1'53.718	11 193,1		
27	66 D. OTTEN Kawasaki Ninja 400	NED	1'53.720	37 191,1	2'07.189	2 179,4	1'54.323	14 190,5	1'54.135	8 191,1	1'54.409	10 185,7					1'53.720	3 187,3		
28	20 D. LOUREIRO Kawasaki Ninja 400	RSA	1'53.836	65 192,5	1'55.635	12 184,8	1'55.250	10 190,5	1'54.122	8 190,5	1'54.614	10 187,3			1'54.437	7 178,5	1'53.845	11 192,5	1'53.836	7 190,8
29	5 G. ERILL Kawasaki Ninja 400	ESP	1'53.857	71 191,5	2'22.773	2 172,9	1'56.563	14 186,3	1'53.857	8 191,5	1'55.678	10 183,2	1'55.719	11 190,1	1'55.486	8 184,8	1'54.222	11 186,0	1'54.514	7 186,0
30	65 J. FACCO Yamaha YZF-R3	ITA	1'53.929	64 192,8	1'57.836	12 182,3	1'55.922	12 183,8	1'54.824	8 190,5	1'54.522	10 187,9			1'56.620	6 176,5	1'53.929	9 192,8	1'54.295	7 188,8
31	85 K. SABATUCCI Yamaha YZF-R3	ITA	1'54.023	79 186,6	1'57.586	11 184,8	1'55.452	13 181,4	1'55.286	8 186,3	1'54.969	10 185,7	1'55.720	11 186,6	1'54.390	8 186,3	1'54.023	11 185,4	1'54.352	7 186,0
32	47 F. HERNANDEZ MOYANO Yamaha YZF-R3	ESP	1'54.081	49 192,1	2'10.919	2 175,1	1'57.137	10 188,5	1'54.081	8 188,2	1'54.638	10 185,1			1'56.276	6 175,7	1'54.330	6 192,1	1'55.130	7 182,0
33	21 B. SANCHEZ Kawasaki Ninja 400	ESP	1'54.109	68 193,5	1'56.517	13 187,9	1'55.131	12 191,8	1'54.602	7 191,1	2'01.025	6 176,8	1'55.562	11 188,5	1'54.836	8 185,1	1'54.109	11 193,5		
34	73 A. CARRIÓN Kawasaki Ninja 400	ESP	1'54.130	66 189,2	1'58.789	8 181,1	1'55.693	14 184,4	1'54.803	8 189,2	1'54.963	10 186,9	1'55.435	11 185,4	1'54.130	8 183,5			1'54.143	7 188,8
35	44 T. BRAMICH Kawasaki Ninja 400	AUS	1'54.214	68 192,5	1'57.695	14 188,5	1'56.172	11 192,5	1'55.295	8 192,5	1'54.833	10 186,9			1'55.425	7 188,5	1'54.532	11 192,1	1'54.214	7 190,8
36	78 J. FORAY Kawasaki Ninja 400	FRA	1'54.617	52 190,8	1'56.662	14 186,3	1'56.292	12 190,8	1'54.617	8 190,5	1'55.362	10 186,3	1'54.895	8 189,8						
37	33 K. HARTMANN Yamaha YZF-R3	FRA	1'54.644	42 185,4	2'03.228	9 183,5	1'56.471	11	1'54.644	8 185,4	1'55.465	3 184,1	1'59.135	11 181,7						
38	61 Y. OKAYA Kawasaki Ninja 400	JPN	1'54.834	77 189,2	1'54.834	15 187,6	1'56.541	12 188,5	1'56.682	4 188,5	1'55.904	10 185,4	1'55.697	11 189,2	1'57.311	7 179,1	1'57.789	11 189,2	1'56.593	7 188,8
39	27 F. ROVELLI Kawasaki Ninja 400	ITA	1'54.842	50 188,8	1'57.768	9 178,8	1'55.868	12 188,8	1'54.853	8 186,0	1'54.842	10 185,7	1'55.623	11 181,7						
40	30 D. BLIN Yamaha YZF-R3	POL	1'54.870	53 191,1	1'57.477	14 180,8	1'56.378	14 191,1	1'54.933	7 190,5	1'54.870	10 187,3	1'55.846	8 189,8						
41	52 O. KÖNIG Kawasaki Ninja 400	CZE	1'54.991	48 188,2	2'05.690	11 181,1	1'56.787	9 188,2	1'55.012	7 186,3	1'54.991	10 187,9	1'55.824	11 186,0						
42	11 K. ARDUINI Kawasaki Ninja 400	ITA	1'55.151	38 188,5	2'11.702	6 173,7	1'56.142	11 184,8	1'55.151	8 188,5	1'55.704	10 184,8	1'55.812	3 184,8						
43	54 B. SOFUOGLU Kawasaki Ninja 400	TUR	1'55.280	38 191,1	1'55.280	13 187,6	1'57.577	7 189,2	1'55.475	5 191,1	2'19.919	2 174,8	1'57.107	11 186,6						
44	35 F. DE BRUIN Yamaha YZF-R3	NED	1'55.357	51 187,9	1'58.668	10 178,8	1'56.205	15 182,6	1'55.357	8 187,9	1'55.789	10 184,8	1'56.037	8 185,7						
45	46 S. DI SORA Kawasaki Ninja 400	FRA	1'55.415	25 189,2					1'55.415	8 180,2	1'55.757	9 181,1	1'55.915	8 189,2						
46	12 R. DORE Yamaha YZF-R3	FRA	1'55.537	56 185,4	1'59.962	14 178,2	1'56.355	14	1'55.537	7 185,4	1'55.864	10 183,8	1'55.890	11 180,2						
47	23 P. GIACOMINI Kawasaki Ninja 400	ITA	1'55.809	42 187,9	2'10.578	2 177,9	1'57.174	13 187,9	1'55.809	7 185,1	1'56.666	9 187,3	1'55.885	11 187,9						
48	77 V. SCHWARZ Kawasaki Ninja 400	CZE	1'55.881	56 188,2	1'57.851	15 185,1	1'57.092	13 184,8	1'56.127	8 188,2	1'55.999	9 186,6	1'55.881	11 188,2						
49	82 J. HYDE Kawasaki Ninja 400	AUS	1'55.898	55 188,2	1'57.464	15 183,5	1'56.725	13 188,2	1'56.478	7 185,4	1'56.397	9 182,9	1'55.898	11 183,5						
50	39 J. PEREZ GONZALEZ Kawasaki Ninja 400	ESP	1'56.948	52 186,3	2'00.393	13 182,6	1'57.641	13 185,1	1'57.518	7 185,1	1'56.948	8 186,3	1'58.048	11 182,9						

09/06/2019

These data/results cannot be reproduced, stored and/or transmitted in whole or in part by any manner of electronic, mechanical, photocopying, recording, broadcasting or otherwise now known or herein after developed without the previous express consent by the copyright owner, except for reproduction in daily press and regular printed publications on sale to the public within 60 days of the event related to those data/results and always provided that copyright symbol appears together as follows below.

© DORNA WSBK ORGANIZATION Srl 2019





Acerbis Spanish Round, 7-9 June 2019

Best Laps and Speed

No.	Rider Bike	Nat	Best Lap		FP1		FP2		FP3		SP		LCR		WUP		RC1		RC2	
			LL	SPD	LL	SPD	LL	SPD	LL	SPD	LL	SPD	LL	SPD	LL	SPD	LL	SPD	LL	SPD
51	84 K. ALOISI Kawasaki Ninja 400	ITA	1'57.085 30 185,7		2'37.232 2 172,9		2'00.959 13 182,3		1'57.479 6 184,1		1'57.085 9 185,7									
52	93 A. QUINET Honda CBR500R	FRA	1'57.114 55 186,0		2'00.770 14 179,7		1'58.195 13 181,7		1'57.114 8 186,0		1'57.491 9 179,1	1'57.951 11 179,7								
53	19 B. MOLINA Yamaha YZF-R3	CHI	1'57.265 55 189,8		2'17.682 12 177,4		2'01.797 14 184,4		1'57.854 8 185,1		1'57.265 10 184,4	1'57.554 11 189,8								
54	9 S. NAUD Kawasaki Ninja 400	FRA	1'58.303 54 187,9		2'10.601 13 181,4		2'00.809 12 183,8		1'58.303 8 187,9		1'59.084 10 181,1	1'59.022 11 185,4								
55	32 A. PELIKANOVA Kawasaki Ninja 400	CZE	1'58.725 50 186,9		2'04.002 9 185,1		2'01.589 12 184,8		2'00.124 8 186,9		2'00.255 10 180,8	1'58.725 11 182,3								

09/06/2019

These data/results cannot be reproduced, stored and/or transmitted in whole or in part by any manner of electronic, mechanical, photocopying, recording, broadcasting or otherwise now known or herein after developed without the previous express consent by the copyright owner, except for reproduction in daily press and regular printed publications on sale to the public within 60 days of the event related to those data/results and always provided that copyright symbol appears together as follows below.

© DORNA WSBK ORGANIZATION Srl 2019



Official Fuel Supplier

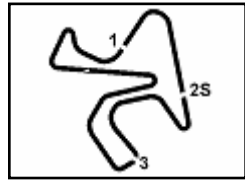


FKR PERGIA TIMING

Official Tyre Supplier



Official Timekeeper



Acerbis Spanish Round, 7-9 June 2019
Pirelli Best Lap Award

Jerez 4.423 m

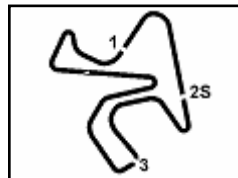
	Points	Points From First	Points From Previous	April 7 ARAGON	April 14 ASSEN	May 12 IMOLA	June 8 JEREZ 1	June 9 JEREZ 2	June 23 MISANO	July 7 DONINGTON PARK	September 8 PORTIMAO	September 29 MAGNY COURS	October 26 LOSAIL					
1 CARRASCO Ana (ESP)	1			1														
2 HENDRA PRATAMA Galang (INA)	1	0					1											
3 BONOLI Omar (ITA)	1	0	0		1													
4 MEUFFELS Koen (NED)	1	0	0					1										

09/06/2019 First Line: Championship Standings - Second Line: Ranking Progression

These data/results cannot be reproduced, stored and/or transmitted in whole or in part by any manner of electronic, mechanical, photocopying, recording, broadcasting or otherwise now known or herein after developed without the previous express consent by the copyright owner, except for reproduction in daily press and regular printed publications on sale to the public within 60 days of the event related to those data/results and always provided that copyright symbol appears together as follows below.

© DORNA WSBK ORGANIZATION Srl 2019





Acerbis Spanish Round, 7-9 June 2019

Rider's Performance

Jerez 4.423 m

1 / 2

Rider	Points	Points From First	Points From Previous	April 7 ARAGON		April 14 ASSEN		May 12 IMOLA		June 8 JEREZ 1		June 9 JEREZ 2		June 23 MISANO		July 7 DONINGTON PARK		September 8 PORTIMAO		September 29 MAGNY COURS		October 26 LOSAIL												
				G	R	G	R	G	R	G	R	G	R	G	R	G	R	G	R	G	R	G	R	G	R	G	R	G	R	G	R	G	R	G
1 GONZALEZ	88			1	1	2	1	8		4	4	1																						
2 DEROUE	56	32		14	3		2	9		13	2	23																						
3 CARRASCO	40	48	16	12	Rt	8	8	3		5	3	3																						
4 VERDOIA	29	59	11	5	5		9	7		6	5	27																						
5 GARCIA	50	38	-21	23	25	12	11	10		2	1	2																						
6 STEEMAN	32	56	18	8	6		10	16		1	12	5																						
7 JAHNIG	48	40	-16	9	4	7	3	6		14	7	6																						
8 DE CANCELLIS	47	41	1	3	2	4	5	2		10	8	8																						
9 HENDRA PRATAMA	23	65	24	2	Rt	1	19	17		3	6	4																						
10 KALININ	15	73	8	15	14	6	4	53		29	Rt	16																						
11 SABATUCCI	0	88	15					11		34	22	21																						
12 IERACI	21	67	-21	36	8		7	4		36	Rt	12																						
13 BONOLI	19	69	2	13	7	5	6	14		7	11	Rt																						
14 MEUFFELS	8	80	11	21	9	19	Rt	25		9	16	Rt																						
15 KAPPLER	12	76	-4	11	10		15	23		16	Rt	11																						
16 EDWARDS	9	79	3	28	19	17	Rt	22		11	15	9																						
17 BASTIANELLI	6	82	3	29	26	11	Rt	26		12	Rt	10																						
18 BUIS	12	76	-6	30	16		13	13		19	9	14																						
19 NEILA	3	85	9	20	20			15		23	21	13																						
20 DE LA VEGA	4	84	-1	16	Rt		Rt	18		15	14	15																						
21 PEREZ	10	78	-6	18	15	3	17	1		17	17	7																						
22 OTTEN	0	88	10	26	Rt	14		28		20	Rt																							
23 VOCINO	0	88	0					21																										
24 SCHOTMAN	9	79	-9	17	11	9	12	12		25	19	Rt																						
25 KONIG	0	88	9			18	21	33		35																								
26 DI SORA	0	88	0					41																										
27 PEDENEAU	8	80	-8	7	12		22	29		8	13	Rt																						
28 IOZZO	0	88	8	25	17	10	Rt	32		22	18	Rt																						
29 BRAMICH	0	88	0	34	24		Rt	44		30	26	24																						
30 ORRADRE	6	82	-6					18		10		Rt																						
31 HERNANDEZ MOY	0	88	6	24	Rt	13	23	5		27	Rt	26																						
32	0	88	0																															
33 LOUREIRO	0	88	0	22	Rt		16	35		26	20	17																						

SP = Superpole - R = Race

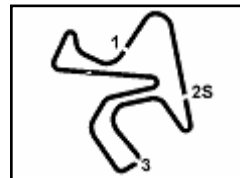
Ns = Did Not Start - Rt = Retired - Ex = Excluded

09/06/2019

These data/results cannot be reproduced, stored and/or transmitted in whole or in part by any manner of electronic, mechanical, photocopying, recording, broadcasting or otherwise now known or herein after developed without the previous express consent by the copyright owner, except for reproduction in daily press and regular printed publications on sale to the public within 60 days of the event related to those data/results and always provided that copyright symbol appears together as follows below.

© DORNA WSBK ORGANIZATION Srl 2019





Jerez 4.423 m

Acerbis Spanish Round, 7-9 June 2019

Rider's Performance

2 / 2

	Points	Points From First	Points From Previous	April 7 ARAGON		April 14 ASSEN		May 12 IMOLA		June 8 JEREZ 1		June 9 JEREZ 2		June 23 MISANO		July 7 DONINGTON PARK		September 8 PORTIMAO		September 29 MAGNY COURS		October 26 LOSAIL									
				G	R	G	R	G	R	G	R	G	R	G	R	G	R	G	R	G	R	G	R	G	R	G	R	G	R	G	R
34 PEREZ GONZALEZ	0	88	0							48																					
35 GIACOMINI	0	88	0			40	47																								
36 ROVELLI	3	85	-3	19	13			27	31																						
37 GOMEZ	2	86	1	10	21	14	37																								
38 SANCHEZ	0	88	2			18	47	54	23	Rt																					
39 OKAYA	0	88	0			56	44	27	28																						

SP = Superpole - R = Race

Ns = Did Not Start - Rt = Retired - Ex = Excluded

09/06/2019

These data/results cannot be reproduced, stored and/or transmitted in whole or in part by any manner of electronic, mechanical, photocopying, recording, broadcasting or otherwise now known or herein after developed without the previous express consent by the copyright owner, except for reproduction in daily press and regular printed publications on sale to the public within 60 days of the event related to those data/results and always provided that copyright symbol appears together as follows below.

© DORNA WSBK ORGANIZATION Srl 2019



Official Fuel Supplier



FKR PERUGIA TIMING

Official Tyre Supplier



Official Timekeeper