

Jerez 4.423 m

Acerbis Spanish Round, 7-9 June 2019

Chronological Analysis Free Practice 1st Session Gr.B

1 / 4

1° 25 A. VERDOÑA (1'54.436)							
Lap	Seg.1	Seg.2	Seg.3	Seg.4	Lap Time	km/h	Local Time
1							9:56'50.520
2	43.435	19.491	37.396	38.690	2'19.012P	175,4	9:59'09.532
3	29.866	18.296	34.929	37.289	2'00.380	178,0	10:01'09.912
4	28.843	18.149	34.164	36.497	1'57.653	179,1	10:03'07.565
5	28.288	17.947	33.948	36.148	1'56.331	179,7	10:05'03.896
6	28.051	17.455	34.368	36.093	1'55.967	185,4	10:06'59.863
7	28.184	17.810	33.712	36.038	1'55.744	180,9	10:08'55.607
8	28.004	17.717	33.763	35.818	1'55.302	180,9	10:10'50.909
9	28.016	17.613	33.313	35.745	1'54.687	182,4	10:12'45.592
10	27.845	17.566	33.269	35.756	1'54.436	182,1	10:14'40.033
11	29.770	17.976	34.028	35.803	1'57.577	178,6	10:16'37.609

1							9:45'34.605
2	45.826	19.574	37.736	39.793	2'22.929P	179,4	9:47'57.534
3	29.904	18.101	34.901	37.509	2'00.415	182,1	9:49'57.949
4	28.862	17.944	34.419	36.871	1'58.096	183,3	9:51'56.045
5	28.671	17.729	33.974	36.501	1'56.875	185,1	9:53'52.920
6	28.098	17.787	33.841	36.060	1'55.786	184,5	9:55'48.706
7	28.128	17.603	35.803	6'08.737	7'30.271P	187,6	10:03'18.977
8	37.735	17.903	33.968	36.533	2'06.139P	183,3	10:05'25.116
9	28.303	17.772	33.791	36.163	1'56.029	183,6	10:07'21.145
10	28.160	17.664	33.611	37.580	1'57.015	183,0	10:09'18.160
11	27.953	17.421	33.505	35.917	1'54.796	188,3	10:11'12.956
12	28.407	17.857	34.749	36.791	1'57.804	182,4	10:13'10.760
13	28.004	17.413	37.226	37.691	2'00.334	189,9	10:15'11.094

2° 3 M. PEDENEAU (1'54.743)							
Lap	Seg.1	Seg.2	Seg.3	Seg.4	Lap Time	km/h	Local Time
1							9:55'14.145
2	42.063			39.318	2'16.245P		9:57'30.390
3	28.796	18.016	34.727	36.710	1'58.249	175,4	9:59'28.639
4	28.190			36.280	1'56.464		10:01'25.103
5	28.047	17.676	33.840	35.814	1'55.377		10:03'20.480
6	28.016			35.974	1'55.413		10:05'15.893
7	27.948	17.678	33.646	36.140	1'55.412	185,1	10:07'11.305
8	28.261			36.615	1'56.446		10:09'07.751
9	28.026			36.962	1'56.554		10:11'04.305
10	27.869			35.965	1'54.743		10:12'59.048
11	27.939			35.895	1'55.204		10:14'54.252
12	27.835	17.457	33.822	36.002	1'55.116	184,2	10:16'49.368

6° 61 Y. OKAYA (1'54.834)							
Lap	Seg.1	Seg.2	Seg.3	Seg.4	Lap Time	km/h	Local Time
1							9:45'47.198
2	45.873	19.827	37.904	39.245	2'22.849P	176,3	9:48'10.047
3	29.811	18.917	35.494	37.903	2'02.125	178,6	9:50'12.172
4	29.037	18.226	35.647	37.775	2'00.685	180,6	9:52'12.857
5	29.012	17.987	34.442	37.554	1'58.995	181,8	9:54'11.852
6	28.809	17.882	34.301	37.003	1'57.995	182,7	9:56'09.847
7	28.477	17.979	34.225	36.692	1'57.373	180,9	9:58'07.220
8	28.377	18.026	34.283	37.481	1'58.167	180,0	10:00'05.387
9	28.329	17.709	34.063	36.437	1'56.538	182,4	10:02'01.925
10	28.235	17.723	33.772	36.621	1'56.351	181,8	10:03'58.276
11	28.264	17.723	34.635	36.015	1'56.637	180,9	10:05'54.913
12	27.810	17.530	33.598	35.896	1'54.834	187,0	10:07'49.747
13	27.905	17.486	33.610	37.145	1'56.146	187,6	10:09'45.893
14	27.790	19.321	34.873	37.498	2'09.482	168,3	10:11'55.375
15	28.212	17.728	34.339	36.596	1'56.875	182,4	10:13'52.250
16	28.254	17.978	33.965	36.838	1'57.035	181,2	10:15'49.285

3° 88 B. IERACI (1'54.791)							
Lap	Seg.1	Seg.2	Seg.3	Seg.4	Lap Time	km/h	Local Time
1							9:55'56.572
2	41.450	18.907	35.178	37.850	2'13.385P	183,9	9:58'09.957
3	28.938	17.916	34.420	36.664	1'57.938	186,7	10:00'07.895
4	28.450	17.806	33.848	36.363	1'56.467	185,7	10:02'04.362
5	28.224	17.634	33.499	35.950	1'55.307	187,3	10:03'59.669
6	27.849	17.438	33.613	36.011	1'54.911	188,6	10:05'54.580
7	27.905	17.635	33.464	35.982	1'54.986	187,0	10:07'49.566
8	27.895	17.493	33.529	35.961	1'54.878	187,6	10:09'44.444
9	27.869	17.535	33.335	36.131	1'54.870	188,9	10:11'39.314
10	27.874	17.633	33.561	35.921	1'54.989	184,8	10:13'34.303
11	27.880	17.564	33.412	35.935	1'54.791	187,3	10:15'29.094

7° 54 B. SOFUOGLU (1'55.280)							
Lap	Seg.1	Seg.2	Seg.3	Seg.4	Lap Time	km/h	Local Time
1							9:45'36.537
2	44.299	19.661	37.890	39.576	2'21.426P	167,7	9:47'57.963
3	30.716	18.865	36.626	38.222	2'04.429	180,3	9:50'02.392
4	29.652	18.515	35.078	37.412	2'00.657	178,3	9:52'03.049
5	29.294	17.779	34.961	37.028	1'59.062	187,6	9:54'02.111
6	30.546	19.579	36.938	5'21.581	6'48.644P	166,7	10:00'50.755
7	41.023	18.636	35.394	36.226	2'11.279P	159,1	10:03'02.034
8	28.370	17.848	34.458	36.582	1'57.258	178,6	10:04'59.292
9	31.419	18.863	37.786	41.730	2'09.798	161,9	10:07'09.090
10	31.596	17.924	34.035	36.505	2'00.060	177,4	10:09'09.150
11	28.391	17.831	34.479	36.087	1'56.788	181,2	10:11'05.938
12	28.169	17.566	33.610	35.935	1'55.280	178,6	10:13'01.218
13	28.173	17.533	34.041	36.173	1'55.920	180,0	10:14'57.138
14	28.174	17.612	33.909	36.311	1'56.006	185,4	10:16'53.144

4° 72 V. STEEMAN (1'54.792)							
Lap	Seg.1	Seg.2	Seg.3	Seg.4	Lap Time	km/h	Local Time
1							9:45'38.326
2	42.877	19.552	37.502	39.555	2'19.486P	186,0	9:47'57.812
3	30.826	18.722	37.162	5'02.255	6'28.965P	182,7	9:54'26.777
4	40.864	18.605	35.702	37.330	2'12.501P	184,2	9:56'39.278
5	29.278	17.914	34.411	36.723	1'58.326	186,0	9:58'37.604
6	28.684	18.301	35.489	37.981	2'00.455	180,6	10:00'38.059
7	28.500	17.669	33.913	36.120	1'56.202	186,4	10:02'34.261
8	28.420	17.555	33.896	35.972	1'55.843	187,6	10:04'30.104
9	28.038	17.375	33.690	35.868	1'54.971	191,2	10:06'25.075
10	29.497	18.506	34.827	36.611	1'59.441	182,7	10:08'24.516
11	28.036	18.070	35.600	37.248	1'58.954	174,6	10:10'23.470
12	28.039	17.491	33.820	38.599	1'57.949	189,2	10:12'21.419
13	27.913	17.554	33.828	35.761	1'55.056	188,9	10:14'16.475
14	27.775	17.341	33.525	36.151	1'54.792	189,2	10:16'11.267

8° 69 J. BUIS (1'55.557)							
Lap	Seg.1	Seg.2	Seg.3	Seg.4	Lap Time	km/h	Local Time
1							9:45'36.150
2	44.233	19.826	37.791	40.232	2'22.082P	181,2	9:47'58.232
3	30.671	18.675	37.117	38.029	2'04.492	181,2	9:50'02.724
4	29.782	18.178	34.813	38.793	2'01.566	187,6	9:52'04.290
5	29.481	18.039	35.473	37.249	2'00.242	187,6	9:54'04.532
6	29.543	17.980	34.764	36.927	1'59.214	184,2	9:56'03.746
7	29.476	18.205	34.596	36.635	1'58.912	182,1	9:58'02.658
8	28.867	17.830	34.697	36.654	1'58.048	183,6	10:00'00.706
9	28.898	18.232	34.646	1'57.846	3'19.622P	182,7	10:03'20.328
10	36.512	17.886	34.170	36.419	2'04.987P	182,7	10:05'25.315
11	28.363	17.623	33.941	36.153	1'56.080	183,3	10:07'21.395

5° 95 S. DEROUÉ (1'54.796)							
Lap	Seg.1	Seg.2	Seg.3	Seg.4	Lap Time	km/h	Local Time

07/06/2019 P = Pits In/Out - C = Lap Time Cancelled

These data/results cannot be reproduced, stored and/or transmitted in whole or in part by any manner of electronic, mechanical, photocopying, recording, broadcasting or otherwise now known or herein after developed without the previous express consent by the copyright owner, except for reproduction in daily press and regular printed publications on sale to the public within 60 days of the event related to those data/results and always provided that copyright symbol appears together as follows below.

© DORNA WSBK ORGANIZATION Srl 2019



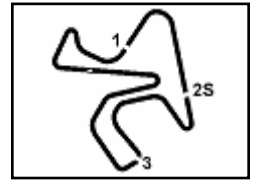
Official Fuel Supplier



Official Tyre Supplier



Official Timekeeper



Acerbis Spanish Round, 7-9 June 2019

Chronological Analysis Free Practice 1st Session Gr.B

Jerez 4.423 m

2 / 4

12	28.216	17.433	33.771	36.363	1'55.783	186,7	10:09'17.178	8	29.270	18.040	34.937	37.477	1'59.724	180,0	10:01'52.780
13	28.285	17.696	34.089	35.960	1'56.030	184,2	10:11'13.208	9	29.005	18.182	34.407	36.950	1'58.544	179,4	10:03'51.324
14	28.409	17.670	34.123	36.089	1'56.291	184,8	10:13'09.499	10	28.450	17.787	34.425	36.939	1'57.601	183,0	10:05'48.925
15	28.354	17.731	33.539	35.933	1'55.557	184,2	10:15'05.056	11	28.472	17.693	34.700	36.757	1'57.622	186,4	10:07'46.547

9° 20 D. LOUREIRO (1'55.635)

Lap	Seg.1	Seg.2	Seg.3	Seg.4	Lap Time	km/h	Local Time
1							9:46'29.532
2	48.272	21.678	41.694	42.880	2'34.524P	173,8	9:49'04.056
3	30.699	18.902	36.876	39.337	2'05.814	183,6	9:51'09.870
4	29.579	18.476	35.372	38.175	2'01.602	180,6	9:53'11.472
5	29.048	18.080	34.938	37.759	1'59.825	180,3	9:55'11.297
6	30.543	19.307	36.252	4'57.664	6'23.766P	171,6	10:01'35.063
7	39.087	17.911	34.849	37.722	2'09.569P	184,8	10:03'44.632
8	28.373	17.848	33.987	37.631	1'57.839	181,5	10:05'42.471
9	28.244	17.746	34.036	36.424	1'56.450	182,1	10:07'38.921
10	28.030	17.630	33.878	36.404	1'55.942	182,1	10:09'34.863
11	28.019	17.645	33.855	36.152	1'55.671	182,7	10:11'30.534
12	28.044	17.572	33.711	36.308	1'55.635	183,6	10:13'26.169
13	28.061	17.623	35.957	39.792	2'01.433	183,0	10:15'27.602

13° 36 B. NEILA (1'57.200)

Lap	Seg.1	Seg.2	Seg.3	Seg.4	Lap Time	km/h	Local Time
1							9:56'24.949
2	46.081	20.854	41.353	41.711	2'29.999P	168,3	9:58'54.948
3	31.523	19.368	37.203	38.941	2'07.035	174,9	10:01'01.983
4	30.047	18.221	35.577	37.539	2'01.384	181,8	10:03'03.367
5	29.079	18.259	34.847	37.117	1'59.302	181,2	10:05'02.669
6	28.734	17.806	34.700	36.796	1'58.036	182,4	10:07'00.705
7	28.624	17.883	34.508	36.721	1'57.736	181,5	10:08'58.441
8	28.556	17.972	34.124	36.548	1'57.200	180,0	10:10'55.641

10° 97 M. KAPPLER (1'55.890)

Lap	Seg.1	Seg.2	Seg.3	Seg.4	Lap Time	km/h	Local Time
1							9:45'35.232
2	45.113	20.633	39.267	40.223	2'25.236P	181,2	9:48'00.468
3	30.999	18.458	36.591	4'05.326	5'31.374P	185,7	9:53'31.842
4	41.298	18.587	35.980	37.850	2'13.715P	183,0	9:55'45.557
5	29.836	18.130	35.227	37.061	2'00.254	182,1	9:57'45.811
6	29.239	18.070	34.807	36.932	1'59.048	183,6	9:59'44.859
7	28.860	17.804	34.548	36.484	1'57.696	185,7	10:01'42.555
8	28.595	17.864	34.426	36.496	1'57.381	182,7	10:03'39.936
9	29.429	17.992	34.692	3'45.814	5'07.927P	181,8	10:08'47.863
10	44.990	18.612	35.310	37.507	2'16.419P	182,1	10:11'04.282
11	28.465	17.698	33.957	36.635	1'56.755	187,3	10:13'01.037
12	28.253	17.609	33.887	36.141	1'55.890	186,7	10:14'56.927
13	28.310	17.677	34.322	35.936	1'56.245	184,2	10:16'53.172

14° 82 J. HYDE (1'57.464)

Lap	Seg.1	Seg.2	Seg.3	Seg.4	Lap Time	km/h	Local Time
1							9:45'30.671
2	50.717	20.678	41.309	43.315	2'36.019P	176,0	9:48'06.690
3	32.551	19.486	36.677	38.657	2'07.371	176,8	9:50'14.061
4	30.391	18.454	35.902	38.380	2'03.127	178,6	9:52'17.188
5	30.118	18.233	35.415	38.208	2'01.974	179,4	9:54'19.162
6	29.627	18.028	35.974	38.238	2'01.867	180,9	9:56'21.029
7	29.546	17.961	35.233	38.002	2'00.742	182,7	9:58'21.771
8	29.379	17.899	34.850	37.475	1'59.603	180,0	10:00'21.374
9	29.173	17.873	34.707	37.593	1'59.346	178,8	10:02'20.720
10	29.354	17.793	34.509	37.424	1'59.080	183,6	10:04'19.800
11	29.010	17.892	34.352	37.269	1'58.523	179,1	10:06'18.323
12	28.953	17.968	34.513	37.208	1'58.642	178,8	10:08'16.965
13	28.587	17.765	34.384	37.096	1'57.832	178,6	10:10'14.797
14	28.444	17.802	34.378	38.022	1'58.646	180,0	10:12'13.443
15	29.100	18.294	35.417	37.982	2'00.793	178,3	10:14'14.236
16	28.404	17.849	34.298	36.913	1'57.464	170,6	10:16'11.700

11° 21 B. SANCHEZ (1'56.517)

Lap	Seg.1	Seg.2	Seg.3	Seg.4	Lap Time	km/h	Local Time
1							9:45'37.623
2	44.525	20.125	38.405	39.692	2'22.747P	179,7	9:48'00.370
3	30.233	18.330	36.321	38.056	2'02.940	183,3	9:50'03.310
4	29.332	18.142	35.036	37.325	1'59.835	187,9	9:52'03.145
5	28.966	17.941	35.180	3'27.477	4'49.564P	184,2	9:56'52.709
6	40.101	19.328	35.861	38.195	2'13.485P	174,9	9:59'06.194
7	29.010	18.104	34.458	36.796	1'58.368	180,6	10:01'04.562
8	28.594	17.780	34.395	36.649	1'57.418	184,5	10:03'01.980
9	29.784	18.560	38.771	37.301	2'04.416	176,8	10:05'06.396
10	28.452	17.891	34.422	2'24.567	3'45.332P	181,8	10:08'51.728
11	40.195	19.953	36.715	37.429	2'14.292P	167,5	10:11'06.020
12	28.605	17.820	33.951	36.899	1'57.275	186,0	10:13'03.295
13	28.324	17.695	33.980	36.518	1'56.517	185,1	10:14'59.812
14	28.263	17.756	34.009	36.783	1'56.811	183,3	10:16'56.623

15° 30 D. BLIN (1'57.477)

Lap	Seg.1	Seg.2	Seg.3	Seg.4	Lap Time	km/h	Local Time
1							9:46'06.330
2	45.604	20.119	38.536	41.078	2'25.337P	172,7	9:48'31.667
3	31.071	19.387	36.540	39.346	2'06.344	175,2	9:50'38.011
4	29.673	18.740	35.187	38.091	2'01.691	178,3	9:52'39.702
5	29.527	18.398	35.096	37.862	2'00.883	179,7	9:54'40.585
6	29.309	18.373	34.807	37.396	1'59.885	180,0	9:56'40.470
7	29.572	18.158	34.506	37.234	1'59.470	180,9	9:58'39.940
8	28.849	18.316	36.181	2'07.276	3'30.622P	179,4	10:02'10.562
9	45.375	18.518	34.791	37.822	2'16.506P	178,3	10:04'27.068
10	28.841	18.290	34.661	36.692	1'58.484	178,8	10:06'25.552
11	28.692	18.207	34.251	36.960	1'58.110	180,3	10:08'23.662
12	28.737	18.095	34.343	36.867	1'58.042	179,1	10:10'21.704
13	28.531	18.092	34.305	36.712	1'57.640	180,6	10:12'19.344
14	28.743	18.268	34.870	37.347	1'59.228	177,1	10:14'18.572
15	28.373	18.082	34.144	36.878	1'57.477	180,0	10:16'16.049

12° 78 J. FORAY (1'56.662)

Lap	Seg.1	Seg.2	Seg.3	Seg.4	Lap Time	km/h	Local Time
1		20.625	41.754	42.483		174,9	9:47'29.690
2	32.682	19.649	37.794	39.880	2'10.005	177,1	9:49'39.695
3	30.807	18.935	36.600	39.238	2'05.580	179,1	9:51'45.275
4	30.785	18.883	36.028	39.293	2'04.989	178,8	9:53'50.264
5	30.030	18.451	35.964	37.655	2'02.100	182,1	9:55'52.364
6	29.272	18.165	35.311	37.874	2'00.622	181,2	9:57'52.986
7	29.229	18.197	35.040	37.604	2'00.070	181,5	9:59'53.056

16° 85 K. SABATUCCI (1'57.586)

Lap	Seg.1	Seg.2	Seg.3	Seg.4	Lap Time	km/h	Local Time
1							9:53'09.340
2	43.783	21.147	39.322	40.129	2'24.381P	168,5	9:55'33.721
3	31.160	19.452	36.636	38.816	2'06.064	172,2	9:57'39.785
4	29.927	18.842	35.801	38.076	2'02.646	174,1	9:59'42.431

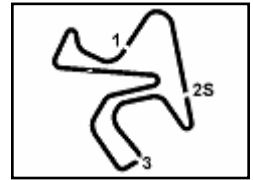
07/06/2019

P = Pits In/Out - C = Lap Time Cancelled

These data/results cannot be reproduced, stored and/or transmitted in whole or in part by any manner of electronic, mechanical, photocopying, recording, broadcasting or otherwise now known or herein after developed without the previous express consent by the copyright owner, except for reproduction in daily press and regular printed publications on sale to the public within 60 days of the event related to those data/results and always provided that copyright symbol appears together as follows below.

© DORNA WSBK ORGANIZATION Srl 2019





Jerez 4.423 m

Acerbis Spanish Round, 7-9 June 2019

Chronological Analysis Free Practice 1st Session Gr.B

3 / 4

5	29.570	18.659	36.044	37.538	2'01.811	173,8	10:01'44.242	6	29.184	18.420	36.305	37.506	2'01.415	179,7	10:07'11.250
6	29.159	18.432	34.794	37.370	1'59.755	177,1	10:03'43.997	7	29.002	18.436	34.955	37.102	1'59.495	181,8	10:09'10.745
7	28.896	18.337	34.622	37.026	1'58.881	179,4	10:05'42.878	8	28.705	18.397	35.641	37.103	1'59.846	181,8	10:11'10.591
8	28.613	18.150	34.566	36.963	1'58.292	178,0	10:07'41.170	9	28.709	18.225	34.527	37.049	1'58.510	180,0	10:13'09.101
9	29.147	18.207	34.713	37.030	1'59.097	178,0	10:09'40.267	10	28.673	18.207	34.292	36.664	1'57.836	182,1	10:15'06.937
10	30.874	18.627	34.462	38.100	2'02.063	174,6	10:11'42.330								
11	28.957	18.228	34.569	37.571	1'59.325	178,8	10:13'41.655								
12	28.460	17.709	34.457	36.960	1'57.586	184,8	10:15'39.241								

17° 44 T. BRAMICH (1'57.695)							
Lap	Seg.1	Seg.2	Seg.3	Seg.4	Lap Time	km/h	Local Time
1							9:47'01.435
2	45.128	20.656	39.358	40.785	2'25.927P	177,4	9:49'27.362
3	31.400	19.377	36.854	38.654	2'06.285	182,4	9:51'33.647
4	30.152	18.610	35.975	38.473	2'03.210	180,6	9:53'36.857
5	32.593	21.659	37.148	37.817	2'09.217	156,6	9:55'46.074
6	29.549	18.225	35.333	37.218	2'00.325	183,3	9:57'46.399
7	29.096	17.946	34.829	36.874	1'58.745	187,0	9:59'45.144
8	28.989	17.783	34.661	37.230	1'58.663	186,4	10:01'43.807
9	29.106	18.221	34.487	37.354	1'59.168	181,5	10:03'42.975
10	30.454	17.953	34.818	37.034	2'00.259	188,6	10:05'43.234
11	28.745	17.759	34.262	36.984	1'57.750	187,6	10:07'40.984
12	28.895	17.877	36.641	41.296	2'04.709	183,6	10:09'45.693
13	28.829	17.899	34.379	36.752	1'57.859	185,7	10:11'43.552
14	28.517	17.627	34.612	36.939	1'57.695	188,6	10:13'41.247
15	28.614	17.875	34.690	37.135	1'58.314	183,0	10:15'39.561

21° 77 V. SCHWARZ (1'57.851)							
Lap	Seg.1	Seg.2	Seg.3	Seg.4	Lap Time	km/h	Local Time
1							9:45'08.787
2	46.617	20.447	40.476	41.710	2'29.250P	169,5	9:47'38.037
3	32.090	19.009	36.992	38.751	2'06.842	176,3	9:49'44.879
4	30.526	18.924	35.653	38.859	2'03.962	177,7	9:51'48.841
5	30.061	18.525	35.352	38.267	2'02.205	179,4	9:53'51.046
6	29.534	18.224	35.236	37.453	2'00.447	185,1	9:55'51.493
7	29.017	18.194	35.060	37.575	1'59.846	178,8	9:57'51.339
8	29.372	18.170	34.882	37.506	1'59.930	179,1	9:59'51.269
9	28.930	18.214	34.727	37.289	1'59.160	178,6	10:01'50.429
10	28.824	18.288	34.685	37.398	1'59.195	178,0	10:03'49.624
11	28.700	18.156	34.531	37.160	1'58.547	179,7	10:05'48.171
12	28.673	18.088	34.480	37.000	1'58.241	180,3	10:07'46.412
13	28.812	18.238	34.810	36.918	1'58.778	180,9	10:09'45.190
14	28.661	18.057	34.455	37.155	1'58.328	181,2	10:11'43.518
15	28.881	17.921	34.399	37.613	1'58.814	183,9	10:13'42.332
16	28.703	17.899	34.191	37.058	1'57.851	182,1	10:15'40.183

18° 27 F. ROVELLI (1'57.768)							
Lap	Seg.1	Seg.2	Seg.3	Seg.4	Lap Time	km/h	Local Time
1							9:48'09.428
2					2'02.878		9:50'12.306
3					2'00.226		9:52'12.532
4					6'12.229P		9:58'24.761
5	41.073	18.684	35.096	37.685	2'12.538P	175,4	10:00'37.299
6	29.144	18.062	34.475	37.048	1'58.729	178,8	10:02'36.028
7	28.884	18.200	34.468	37.178	1'58.730	176,6	10:04'34.758
8	28.650	18.142	34.557	37.011	1'58.360	175,2	10:06'33.118
9	28.511	18.057	34.267	36.933	1'57.768	178,0	10:08'30.886
10	28.394	18.100	34.460	37.053	1'58.007	177,1	10:10'28.893

22° 35 F. DE BRUIN (1'58.668)							
Lap	Seg.1	Seg.2	Seg.3	Seg.4	Lap Time	km/h	Local Time
1							9:46'48.828
2	44.384	21.835	42.343	43.643	2'32.205P	170,6	9:49'21.033
3	34.804	21.127	40.529	1'55.818	3'32.278P	159,5	9:52'53.311
4	40.709	20.390	40.287	7'36.778	9'18.164P	162,6	10:02'11.475
5	40.577	18.980	36.574	39.436	2'15.567P	175,7	10:04'27.042
6	29.822	18.462	35.328	37.911	2'01.523	178,6	10:06'28.565
7	29.728	18.423	35.239	37.525	2'00.915	178,8	10:08'29.480
8	29.785	18.521	34.648	36.875	1'59.829	178,8	10:10'29.309
9	29.222	18.225	34.748	39.102	2'01.297	178,6	10:12'30.606
10	29.207	18.088	34.424	36.949	1'58.668	177,7	10:14'29.274
11	28.972	18.212	34.555	37.254	1'58.993	177,7	10:16'28.267

19° 65 J. FACCO (1'57.836)							
Lap	Seg.1	Seg.2	Seg.3	Seg.4	Lap Time	km/h	Local Time
1							9:46'33.402
2	47.183	20.787	40.506	41.428	2'29.904P	175,4	9:49'03.306
3	30.908	19.347	37.260	40.287	2'07.802	178,6	9:51'11.108
4	29.783	18.767	36.002	38.615	2'03.167	179,7	9:53'14.275
5	29.537	18.555	35.477	38.414	2'01.983	181,2	9:55'16.258
6	29.344	18.457	35.060	37.815	2'00.676	181,5	9:57'16.934
7	29.128	18.386	35.176	37.614	2'00.304	180,6	9:59'17.238
8	29.212	18.454	35.288	5'10.462	6'33.416P	180,3	10:05'50.654
9	38.337	18.580	35.345	37.606	2'09.868P	179,4	10:08'00.522
10	28.988	18.266	34.755	37.290	1'59.299	180,3	10:09'59.821
11	28.628	18.061	34.433	36.960	1'58.082	182,1	10:11'57.903
12	28.613	18.003	34.380	36.840	1'57.836	182,4	10:13'55.739
13	28.516	17.986	34.819	36.917	1'58.238	182,1	10:15'53.977

23° 73 A. CARRIÓN (1'58.789)							
Lap	Seg.1	Seg.2	Seg.3	Seg.4	Lap Time	km/h	Local Time
1							9:59'41.573
2	47.019	20.343	38.899	40.483	2'26.744P	174,3	10:02'08.317
3	31.924	19.616	37.629	40.174	2'09.343	172,4	10:04'17.660
4	31.067	19.120	36.786	39.063	2'06.036	177,1	10:06'23.696
5	30.437	18.584	37.468	38.943	2'05.432	181,2	10:08'29.128
6	30.033	18.662	35.407	37.843	2'01.945	179,7	10:10'31.073
7	29.351	18.225	35.069	37.719	2'00.364	180,3	10:12'31.437
8	29.102	18.163	34.456	37.068	1'58.789	179,4	10:14'30.226
9	28.741	18.196	34.849	37.114	1'58.900	179,7	10:16'29.126

20° 10 U. ORRADE (1'57.836)							
Lap	Seg.1	Seg.2	Seg.3	Seg.4	Lap Time	km/h	Local Time
1							9:56'28.784
2	47.175	21.362	40.413	40.999	2'29.949P	174,6	9:58'58.733
3	31.757	19.144	36.680	38.555	2'06.136	178,0	10:01'04.869
4	30.077	18.864	35.977	37.845	2'02.763	172,7	10:03'07.632
5	29.321	18.749	35.876	38.257	2'02.203	178,6	10:05'09.835

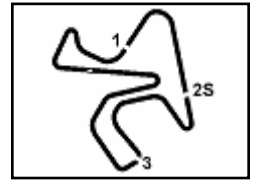
24° 12 R. DORE (1'59.962)							
Lap	Seg.1	Seg.2	Seg.3	Seg.4	Lap Time	km/h	Local Time
1							9:45'17.807
2	42.377				42.697	2'25.984P	9:47'43.791
3	32.385				41.176	2'11.481	9:49'55.272
4	31.103				39.795	2'06.488	9:52'01.760
5	30.256				39.013	2'05.105	9:54'06.865
6	30.233				38.582	2'04.407	9:56'11.272
7	29.707				38.604	2'03.061	9:58'14.333
8	29.870				38.356	2'02.943	10:00'17.276
9	29.544				38.188	2'02.313	10:02'19.589
10	29.434				37.872	2'01.322	10:04'20.911

07/06/2019 P = Pits In/Out - C = Lap Time Cancelled

These data/results cannot be reproduced, stored and/or transmitted in whole or in part by any manner of electronic, mechanical, photocopying, recording, broadcasting or otherwise now known or herein after developed without the previous express consent by the copyright owner, except for reproduction in daily press and regular printed publications on sale to the public within 60 days of the event related to those data/results and always provided that copyright symbol appears together as follows below.

© DORNA WSBK ORGANIZATION Srl 2019





Acerbis Spanish Round, 7-9 June 2019

Chronological Analysis Free Practice 1st Session Gr.B

11	29.139			38.010	2'00.750		10:06'21.661
12	29.116	18.564	35.082	1'03.962	2'26.724P	178,3	10:08'48.385
13	43.459			38.436	2'16.604P		10:11'04.989
14	29.592			37.525	2'00.103		10:13'05.092
15	29.019			37.729	1'59.962		10:15'05.054

25° 39 J. PEREZ GONZALEZ (2'00.393)							
Lap	Seg.1	Seg.2	Seg.3	Seg.4	Lap Time	km/h	Local Time
1							9:46'07.149
2	59.469	28.246	51.951	52.320	3'11.986P	147,1	9:49'19.135
3	39.549	22.569	45.930	45.275	2'33.323	170,8	9:51'52.458
4	35.225	21.938	40.407	42.620	2'20.190	173,5	9:54'12.648
5	32.471	20.314	38.949	40.774	2'12.508	176,0	9:56'25.156
6	31.881	19.939	37.867	40.286	2'09.973	174,9	9:58'35.129
7	31.258	19.238	37.422	40.119	2'08.037	180,0	10:00'43.166
8	30.932	19.324	36.881	39.439	2'06.576	177,1	10:02'49.742
9	30.358	19.128	36.254	38.631	2'04.371	177,4	10:04'54.113
10	29.996	18.912	36.104	38.257	2'03.269	177,1	10:06'57.382
11	29.948	18.703	35.858	37.488	2'01.997	182,7	10:08'59.379
12	29.417	18.423	35.221	37.777	2'00.838	180,3	10:11'00.217
13	29.312	18.497	35.483	37.619	2'00.911	177,7	10:13'01.128
14	29.324	18.264	35.286	37.519	2'00.393	181,8	10:15'01.521

26° 93 A. QUINET (2'00.770)							
Lap	Seg.1	Seg.2	Seg.3	Seg.4	Lap Time	km/h	Local Time
1							9:44'57.862
2	44.941	19.709	38.193	39.938	2'22.781P	171,1	9:47'20.643
3	30.878	19.231	36.504	39.528	2'06.141	171,6	9:49'26.784
4	31.057	19.362	36.765	2'23.253	3'50.437P	171,4	9:53'17.221
5	38.303	18.608	35.530	38.290	2'10.731P	176,8	9:55'27.952
6	29.694	18.580	35.451	38.786	2'02.511	177,4	9:57'30.463
7	29.757	18.617	35.789	38.059	2'02.222	175,4	9:59'32.685
8	29.773	18.538	35.660	38.118	2'02.089	175,7	10:01'34.774
9	29.749	18.650	35.541	37.796	2'01.736	175,4	10:03'36.510
10	29.647	18.519	35.208	37.819	2'01.193	174,9	10:05'37.703
11	29.608	18.824	35.043	37.785	2'01.260	174,1	10:07'38.963
12	29.338	18.401	35.466	37.897	2'01.102	176,8	10:09'40.065
13	29.516	18.719	35.257	37.501	2'00.993	170,8	10:11'41.058
14	29.508	18.414	35.563	37.593	2'01.078	178,3	10:13'42.136
15	29.240	18.170	35.830	37.530	2'00.770	179,7	10:15'42.906

27° 32 A. PELIKANOVA (2'04.002)							
Lap	Seg.1	Seg.2	Seg.3	Seg.4	Lap Time	km/h	Local Time
1							9:55'57.777
2	49.054	21.494	41.321	42.366	2'34.235P	177,1	9:58'32.012
3	32.372	20.272	39.200	40.211	2'12.055	178,6	10:00'44.067
4	31.287	19.275	37.648	39.500	2'07.710	182,1	10:02'51.777
5	30.908	19.146	36.814	39.437	2'06.305	181,5	10:04'58.082
6	30.572	18.855	36.820	38.811	2'05.058	182,7	10:07'03.140
7	30.098	18.884	36.442	39.155	2'04.579	182,1	10:09'07.719
8	30.260	18.888	36.902	38.579	2'04.629	182,1	10:11'12.348
9	30.450	18.672	36.260	38.768	2'04.150	185,1	10:13'16.498
10	29.929	18.918	36.450	38.705	2'04.002	181,8	10:15'20.500

07/06/2019 P = Pits In/Out - C = Lap Time Cancelled

These data/results cannot be reproduced, stored and/or transmitted in whole or in part by any manner of electronic, mechanical, photocopying, recording, broadcasting or otherwise now known or herein after developed without the previous express consent by the copyright owner, except for reproduction in daily press and regular printed publications on sale to the public within 60 days of the event related to those data/results and always provided that copyright symbol appears together as follows below.

© DORNA WSBK ORGANIZATION Srl 2019

