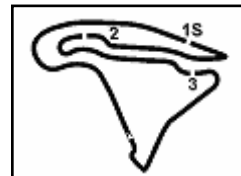




5.4
WorldSBK
102/11



Pirelli French Round, 27-29 September 2019

Chronological Analysis Race 1

Magny-Cours 4.411 m

Start at 14:01'02.592

1 / 4

1° 54 T. RAZGATLIOGLU (1'37.970)								Lap	Seg.1	Seg.2	Seg.3	Seg.4	Lap Time	km/h	Local Time
1		22.257	24.050	25.628	1'43.395	263,4	14:02'45.987	14	29.664	21.544	22.289	25.268	1'38.765	285,7	14:24'15.639
2	29.586	21.727	23.220	25.179	1'39.712	279,1	14:04'25.699	15	29.703	21.472	22.340	25.192	1'38.707	285,7	14:25'54.346
3	29.475	21.571	23.617	25.020	1'39.683	286,5	14:06'05.382	16	29.600	21.609	22.295	25.144	1'38.648	286,5	14:27'32.994
4	29.429	21.708	22.918	26.423	1'40.478	289,5	14:07'45.860	17	29.488	21.650	22.530	25.208	1'38.876	286,5	14:29'11.870
5	29.499	21.591	22.748	24.929	1'38.767	287,2	14:09'24.627	18	29.570	21.493	22.411	25.137	1'38.611	286,5	14:30'50.481
6	29.499	21.536	22.530	25.341	1'38.906	287,2	14:11'03.533	19	29.635	21.820	22.431	25.269	1'39.155	288,8	14:32'29.636
7	29.389	21.715	22.633	25.384	1'39.121	283,5	14:12'42.654	20	29.603	21.541	22.464	25.136	1'38.744	282,7	14:34'08.380
8	29.629	21.866	22.775	25.013	1'39.283	283,5	14:14'21.937	21	29.585	21.629	22.322	25.201	1'38.737	282,0	14:35'47.117
9	29.574	21.536	22.492	24.957	1'38.559	288,0	14:16'00.496	4° 76 L. BAZ (1'38.367)							
10	29.349	21.561	22.526	25.034	1'38.470	295,1	14:17'38.966	Lap	Seg.1	Seg.2	Seg.3	Seg.4	Lap Time	km/h	Local Time
11	29.358	21.269	22.450	24.893	1'37.970	295,9	14:19'16.936	1		22.150	24.520	25.862	1'43.611	263,4	14:02'46.203
12	29.578	21.731	22.487	24.927	1'38.723	291,1	14:20'55.659	2	29.522	21.888	23.780	25.380	1'40.570	274,8	14:04'26.773
13	29.382	21.336	22.252	25.042	1'38.012	290,3	14:22'33.671	3	29.265	22.182	23.277	25.494	1'40.218	277,6	14:06'06.991
14	29.370	21.373	22.356	24.949	1'38.048	290,3	14:24'11.719	4	29.444	21.732	23.002	25.215	1'39.393	280,5	14:07'46.384
15	29.433	21.372	22.341	24.999	1'38.145	290,3	14:25'49.864	5	29.170	21.797	22.752	25.189	1'38.908	279,1	14:09'25.292
16	29.453	21.317	22.279	24.946	1'37.995	289,5	14:27'27.859	6	29.305	21.755	22.533	24.967	1'38.560	282,0	14:11'03.852
17	29.355	21.438	22.245	24.970	1'38.008	289,5	14:29'05.867	7	29.268	21.794	22.672	25.423	1'39.157	280,5	14:12'43.009
18	29.496	21.639	22.446	25.054	1'38.635	285,7	14:30'44.502	8	29.422	22.027	22.700	25.211	1'39.360	282,0	14:14'22.369
19	29.666	21.495	22.433	25.001	1'38.595	287,2	14:32'23.097	9	29.378	21.608	22.392	24.989	1'38.367	281,3	14:16'00.736
20	29.665	21.387	22.590	24.969	1'38.611	287,2	14:34'01.708	10	29.206	21.758	22.477	25.097	1'38.538	282,7	14:17'39.274
21	29.505	21.419	22.427	25.219	1'38.570	288,8	14:35'40.278	11	29.324	21.728	22.314	25.094	1'38.460	287,2	14:19'17.734
Race Time 34'37.686								12	29.398	21.610	22.415	25.074	1'38.497	286,5	14:20'56.231
								13	29.398	21.633	22.381	25.066	1'38.478	287,2	14:22'34.709
								14	29.435	21.626	22.364	25.178	1'38.603	283,5	14:24'13.312
								15	29.555	21.574	22.480	25.457	1'39.066	285,0	14:25'52.378
								16	29.793	21.581	22.569	25.212	1'39.155	282,7	14:27'31.533
								17	29.690	21.752	22.457	25.251	1'39.150	282,7	14:29'10.683
								18	29.726	21.721	22.642	25.140	1'39.229	283,5	14:30'49.912
								19	29.717	21.730	22.533	25.255	1'39.235	282,7	14:32'29.147
								20	29.809	21.718	22.945	25.255	1'39.727	283,5	14:34'08.874
								21	29.711	21.619	23.197	25.374	1'39.901	285,0	14:35'48.775
Race Time 34'46.183								5° 19 A. BAUTISTA (1'38.512)							
								Lap	Seg.1	Seg.2	Seg.3	Seg.4	Lap Time	km/h	Local Time
								1		22.663	24.526	25.940	1'44.830	244,3	14:02'47.422
								2	29.715	22.061	23.674	25.703	1'41.153	285,0	14:04'28.575
								3	29.593	22.042	23.307	25.437	1'40.379	282,0	14:06'08.954
								4	29.321	21.848	22.968	25.513	1'39.650	284,2	14:07'48.604
								5	29.448	21.615	22.698	25.245	1'39.006	289,5	14:09'27.610
								6	29.548	21.810	22.759	25.207	1'39.324	284,2	14:11'06.934
								7	29.381	21.727	22.569	25.350	1'39.027	288,0	14:12'45.961
								8	29.328	21.615	22.611	25.215	1'38.769	287,2	14:14'24.730
								9	29.387	21.591	22.485	25.384	1'38.847	288,0	14:16'03.577
								10	29.253	21.915	22.574	25.231	1'38.973	291,1	14:17'42.550
								11	29.475	21.731	22.512	25.251	1'38.969	291,9	14:19'21.519
								12	29.335	21.727	22.498	25.220	1'38.780	287,2	14:21'00.299
								13	29.402	21.605	22.391	25.148	1'38.546	288,0	14:22'38.845
								14	29.383	21.570	22.360	25.199	1'38.512	293,5	14:24'17.357
								15	29.265	21.527	22.379	26.040	1'39.211	288,0	14:25'56.568
								16	29.443	21.631	22.395	25.066	1'38.535	291,1	14:27'35.103
								17	29.350	21.766	22.641	25.162	1'38.919	291,1	14:29'14.022
								18	29.339	21.600	22.447	25.182	1'38.568	292,7	14:30'52.590
								19	29.449	21.677	22.728	25.193	1'39.047	291,9	14:32'31.637
								20	29.548	21.674	22.509	25.331	1'39.062	289,5	14:34'10.699
								21	29.481	21.718	22.570	25.178	1'38.947	292,7	14:35'49.646
Race Time 34'47.054								6° 22 A. LOWES (1'38.496)							
								Lap	Seg.1	Seg.2	Seg.3	Seg.4	Lap Time	km/h	Local Time
								1		22.259	23.982	26.192	1'43.252	268,0	14:02'45.844
								2	29.623	22.077	23.514	25.490	1'40.704	285,7	14:04'26.548
								3	29.435	22.140	23.311	25.906	1'40.792	270,0	14:06'07.340
								4	29.466	21.859	23.058	25.235	1'39.618	275,5	14:07'46.958

28/09/2019 P = Pits In/Out - C = Lap Time Cancelled

These data/results cannot be reproduced, stored and/or transmitted in whole or in part by any manner of electronic, mechanical, photocopying, recording, broadcasting or otherwise now known or herein after developed without the previous express consent by the copyright owner, except for reproduction in daily press and regular printed publications on sale to the public within 60 days of the event related to those data/results and always provided that copyright symbol appears together as follows below.

© DORNA WSBK ORGANIZATION Srl 2019

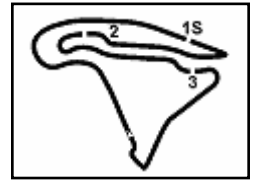
PIRELLI PERUGIA TIMING



Official Tyre Supplier



Official Timekeeper



Pirelli French Round, 27-29 September 2019 Chronological Analysis Race 1

Magny-Cours 4.411 m

Start at 14:01'02.592

2 / 4

Lap	Seg.1	Seg.2	Seg.3	Seg.4	Lap Time	km/h	Local Time
5	29.366	21.619	22.807	25.106	1'38.898	286,5	14:09'25.856
6	29.531	21.668	22.609	25.208	1'39.016	281,3	14:11'04.872
7	29.441	21.882	22.715	25.279	1'39.317	278,4	14:12'44.189
8	29.431	21.712	22.634	25.388	1'39.165	282,7	14:14'23.354
9	29.574	21.660	22.672	25.259	1'39.165	280,5	14:16'02.519
10	29.535	21.583	22.662	25.135	1'38.915	282,0	14:17'41.434
11	29.675	21.667	22.589	25.214	1'39.145	283,5	14:19'20.579
12	29.521	21.484	22.440	25.145	1'38.590	287,2	14:20'59.169
13	29.535	21.448	22.479	25.034	1'38.496	288,0	14:22'37.665
14	29.571	21.604	22.445	25.318	1'38.938	283,5	14:24'16.603
15	29.574	21.400	22.559	25.286	1'38.819	288,0	14:25'55.422
16	29.693	21.724	22.547	25.351	1'39.315	280,5	14:27'34.737
17	29.710	21.632	22.992	25.630	1'39.964	286,5	14:29'14.701
18	29.768	21.541	22.659	25.504	1'39.472	290,3	14:30'54.173
19	29.998	21.907	22.915	25.710	1'40.530	288,0	14:32'34.703
20	30.089	21.916	22.828	25.702	1'40.535	283,5	14:34'15.238
21	30.049	21.786	22.805	25.529	1'40.169	288,0	14:35'55.407
Race Time 34'52.815							

9° 50 E. LAVERTY (1'39.419)							
Lap	Seg.1	Seg.2	Seg.3	Seg.4	Lap Time	km/h	Local Time
1		23.144	24.239	26.577	1'45.572	247,7	14:02'48.164
2	30.325	22.538	23.630	25.854	1'42.347	286,5	14:04'30.511
3	29.735	22.065	23.118	25.758	1'40.676	282,0	14:06'11.187
4	29.803	22.193	22.863	25.670	1'40.529	277,6	14:07'51.716
5	29.765	22.054	22.891	25.575	1'40.285	282,0	14:09'32.001
6	29.769	21.951	22.748	25.635	1'40.103	287,2	14:11'12.104
7	29.845	21.909	22.725	25.675	1'40.154	288,0	14:12'52.258
8	29.816	22.032	22.746	25.676	1'40.270	282,7	14:14'32.528
9	29.916	22.047	22.830	25.598	1'40.391	282,0	14:16'12.919
10	29.801	21.952	22.787	25.572	1'40.112	288,8	14:17'53.031
11	29.775	21.920	22.803	25.606	1'40.104	288,8	14:19'33.135
12	29.833	21.852	22.903	25.614	1'40.202	289,5	14:21'13.337
13	29.753	21.884	22.845	25.568	1'40.050	290,3	14:22'53.387
14	29.902	21.891	22.877	25.598	1'40.268	288,0	14:24'33.655
15	29.709	21.857	22.803	25.604	1'39.973	289,5	14:26'13.628
16	29.712	21.815	22.660	25.503	1'39.690	289,5	14:27'53.318
17	29.740	21.805	22.728	25.642	1'39.915	290,3	14:29'33.233
18	29.757	21.854	22.752	25.528	1'39.891	288,8	14:31'13.124
19	29.604	21.775	22.598	25.442	1'39.419	290,3	14:32'52.543
20	29.672	21.786	22.613	25.678	1'39.749	289,5	14:34'32.292
21	29.651	21.883	22.653	25.890	1'40.077	284,2	14:36'12.369
Race Time 35'09.777							

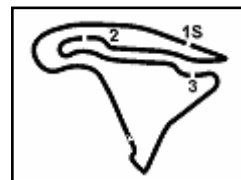
10° 11 S. CORTESE (1'39.160)							
Lap	Seg.1	Seg.2	Seg.3	Seg.4	Lap Time	km/h	Local Time
1		23.886	24.768	27.084	1'48.225	242,2	14:02'50.817
2	30.186	22.470	23.721	25.721	1'42.098	269,3	14:04'32.915
3	30.226	22.310	23.357	25.286	1'41.179	286,5	14:06'14.094
4	29.523	21.852	23.142	25.620	1'40.137	283,5	14:07'54.231
5	29.421	21.924	22.982	25.450	1'39.777	284,2	14:09'34.008
6	29.476	21.857	22.581	25.351	1'39.265	287,2	14:11'13.273
7	29.506	22.051	22.743	25.311	1'39.611	279,1	14:12'52.884
8	29.460	22.096	22.763	25.522	1'39.841	271,4	14:14'32.725
9	29.708	21.742	22.766	25.298	1'39.514	288,0	14:16'12.239
10	29.571	21.891	22.655	25.260	1'39.377	285,0	14:17'51.616
11	29.683	21.992	22.682	25.213	1'39.570	284,2	14:19'31.186
12	29.596	21.695	22.724	25.294	1'39.309	285,7	14:21'10.495
13	29.586	21.636	22.557	25.381	1'39.160	287,2	14:22'49.655
14	29.790	22.555	22.699	25.383	1'40.427	283,5	14:24'30.082
15	29.653	21.763	22.827	25.426	1'39.669	284,2	14:26'09.751
16	30.458	21.965	22.903	25.786	1'41.112	284,2	14:27'50.863
17	29.971	22.105	22.890	25.479	1'40.445	285,0	14:29'31.308
18	29.993	21.867	22.885	25.589	1'40.334	286,5	14:31'11.642
19	29.846	21.904	22.912	25.443	1'40.105	284,2	14:32'51.747
20	29.853	21.938	22.944	25.580	1'40.315	288,0	14:34'32.062
21	29.685	21.836	22.829	26.689	1'41.039	286,5	14:36'13.101
Race Time 35'10.509							

11° 81 J. TORRES (1'39.483)							
Lap	Seg.1	Seg.2	Seg.3	Seg.4	Lap Time	km/h	Local Time
1		23.822	24.903	27.308	1'48.677	244,9	14:02'51.269
2	30.470	23.015	24.151	26.329	1'43.965	250,6	14:04'35.234
3	30.273	22.287	23.406	25.692	1'41.658	273,4	14:06'16.892
4	29.806	22.078	23.181	25.928	1'40.993	274,1	14:07'57.885
5	30.060	21.843	22.949	25.623	1'40.475	282,7	14:09'38.360
6	29.861	22.032	22.850	25.601	1'40.344	280,5	14:11'18.704
7	29.804	22.097	22.636	25.458	1'39.995	279,8	14:12'58.699
8	29.812	21.888	22.546	25.473	1'39.719	282,7	14:14'38.418
9	29.854	21.949	22.533	25.590	1'39.926	285,0	14:16'18.344
10	29.827	21.921	22.801	25.775	1'40.324	279,8	14:17'58.668

28/09/2019 P = Pits In/Out - C = Lap Time Cancelled

These data/results cannot be reproduced, stored and/or transmitted in whole or in part by any manner of electronic, mechanical, photocopying, recording, broadcasting or otherwise now known or herein after developed without the previous express consent by the copyright owner, except for reproduction in daily press and regular printed publications on sale to the public within 60 days of the event related to those data/results and always provided that copyright symbol appears together as follows below.

© DORNA WSBK ORGANIZATION Srl 2019



Magny-Cours 4.411 m

Pirelli French Round, 27-29 September 2019 Chronological Analysis Race 1

Start at 14:01'02.592

4 / 4

17	29.816	22.229	23.141	26.265	1'41.451	279,8	14:30'01.869	8	29.557	21.766	22.526	25.242	1'39.091	281,3	14:14'22.844
18	30.009	22.320	22.969	25.666	1'40.964	280,5	14:31'42.833	9	29.592	21.750	22.522	25.136	1'39.000	274,8	14:16'01.844
19	29.977	22.371	23.235	25.958	1'41.541	273,4	14:33'24.374	10	29.413	21.677	22.606	26.761	1'40.457	287,2	14:17'42.301
20	30.141	22.343	23.294	26.273	1'42.051	285,0	14:35'06.425	11	29.870	21.802	22.648	25.234	1'39.554	281,3	14:19'21.855
21	30.060	22.307	23.196	25.969	1'41.532	285,0	14:36'47.957	12	29.802	21.635	22.532	25.234	1'39.203	287,2	14:21'01.058

Race Time 35'45.365

17° 20 S. BARRIER (1'40.708)							
Lap	Seg.1	Seg.2	Seg.3	Seg.4	Lap Time	km/h	Local Time
1		23.558	24.743	27.011	1'47.854	255,3	14:02'50.446
2	30.973	22.950	24.458	26.744	1'45.125	253,5	14:04'35.571
3	30.429	22.921	24.224	26.354	1'43.928	251,2	14:06'19.499
4	30.288	22.578	23.662	26.294	1'42.822	275,5	14:08'02.321
5	30.383	22.560	23.535	25.922	1'42.400	273,4	14:09'44.721
6	30.119	22.243	23.249	26.093	1'41.704	276,9	14:11'26.425
7	30.263	22.893	23.589	25.830	1'42.575	276,9	14:13'09.000
8	30.133	22.127	23.123	25.873	1'41.256	281,3	14:14'50.256
9	30.147	22.486	23.263	25.865	1'41.761	282,7	14:16'32.017
10	30.115	22.144	23.124	25.772	1'41.155	281,3	14:18'13.172
11	30.358	22.400	23.232	25.797	1'41.787	274,1	14:19'54.959
12	30.243	22.166	23.017	25.745	1'41.171	277,6	14:21'36.130
13	30.121	22.166	22.932	25.635	1'40.854	279,1	14:23'16.984
14	30.127	22.254	23.157	25.822	1'41.360	270,0	14:24'58.344
15	30.093	22.075	23.004	25.624	1'40.796	280,5	14:26'39.140
16	29.906	22.024	22.897	25.881	1'40.708	280,5	14:28'19.848
17	29.957	22.406	23.205	26.055	1'41.623	279,8	14:30'01.471
18	30.238	22.207	22.996	25.724	1'41.165	279,8	14:31'42.636
19	30.092	22.253	23.144	26.095	1'41.584	279,1	14:33'24.220
20	30.281	22.201	24.155	25.819	1'42.456	278,4	14:35'06.676
21	30.456	22.298	23.052	26.096	1'41.902	267,3	14:36'48.578

Race Time 35'45.986

18° 23 R. KIYONARI (1'40.450)							
Lap	Seg.1	Seg.2	Seg.3	Seg.4	Lap Time	km/h	Local Time
1		23.899	25.107	27.584	1'48.542	246,0	14:02'51.134
2	30.462	23.102	24.394	26.737	1'44.695	245,5	14:04'35.829
3	30.275	23.065	24.361	26.602	1'44.303	247,7	14:06'20.132
4	30.506	22.384	23.191	26.188	1'42.269	264,1	14:08'02.401
5	30.530	23.044	23.304	26.086	1'42.964	263,4	14:09'45.365
6	30.547	22.486	23.112	25.599	1'41.744	272,0	14:11'27.109
7	30.092	22.619	23.531	25.872	1'42.114	265,4	14:13'09.223
8	30.008	22.414	23.142	25.789	1'41.353	276,2	14:14'50.576
9	29.939	22.514	23.381	25.834	1'41.668	270,7	14:16'32.244
10	30.150	22.628	23.013	25.950	1'41.741	262,1	14:18'13.985
11	29.919	22.322	23.241	25.837	1'41.319	264,7	14:19'55.304
12	29.970	22.573	23.068	25.679	1'41.290	270,0	14:21'36.594
13	29.842	22.351	23.129	25.735	1'41.057	265,4	14:23'17.651
14	29.862	22.101	23.264	25.860	1'41.087	267,3	14:24'58.738
15	29.933	22.556	23.130	26.008	1'41.627	262,8	14:26'40.365
16	29.840	22.444	22.926	25.925	1'41.135	273,4	14:28'21.500
17	30.456	24.037	23.967	26.004	1'44.464	276,9	14:30'05.964
18	30.177	23.506	23.378	26.004	1'43.065	279,8	14:31'49.029
19	30.137	22.363	23.140	25.739	1'41.379	279,8	14:33'30.408
20	30.048	22.134	23.060	25.627	1'40.869	279,1	14:35'11.277
21	29.919	21.776	22.998	25.757	1'40.450	286,5	14:36'51.727

Race Time 35'49.135

RET 91 L. HASLAM (1'38.921)							
Lap	Seg.1	Seg.2	Seg.3	Seg.4	Lap Time	km/h	Local Time
1		22.577	24.269	25.993	1'42.890	276,2	14:02'45.482
2	29.706	22.089	23.323	25.463	1'40.581	282,0	14:04'26.063
3	29.513	22.153	22.838	25.385	1'39.889	278,4	14:06'05.952
4	29.208	22.030	23.361	25.584	1'40.183	266,0	14:07'46.135
5	29.277	21.824	22.602	25.218	1'38.921	280,5	14:09'25.056
6	29.455	22.078	22.535	25.218	1'39.286	279,8	14:11'04.342
7	29.565	22.080	22.605	25.161	1'39.411	285,7	14:12'43.753

28/09/2019 P = Pits In/Out - C = Lap Time Cancelled

These data/results cannot be reproduced, stored and/or transmitted in whole or in part by any manner of electronic, mechanical, photocopying, recording, broadcasting or otherwise now known or herein after developed without the previous express consent by the copyright owner, except for reproduction in daily press and regular printed publications on sale to the public within 60 days of the event related to those data/results and always provided that copyright symbol appears together as follows below.

© DORNA WSBK ORGANIZATION Srl 2019

