

Magny-Cours 4.411 m

## Pirelli French Round, 27-29 September 2019

### Free Practices Combined Results

No.	Rider	Nat	Team	Bike	Class	FP1	FP2	FP3	Time	Gap	Rel.	Avg	LL
1	<b>54 T. RAZGATLIOGLU</b>	TUR	Turkish Puccetti Racing	Kawasaki ZX-10RR	IND	1'54.029	1'58.776	<b>1'38.777</b>	<b>1'38.777</b>			160,762	34
2	<b>1 J. REA</b>	GBR	Kawasaki Racing Team WorldSBK	Kawasaki ZX-10RR		1'52.926	1'54.548	<b>1'38.941</b>	<b>1'38.941</b>	0.164	0.164	160,496	23
3	<b>76 L. BAZ</b>	FRA	Ten Kate Racing - Yamaha	Yamaha YZF R1	IND	1'52.820	1'57.053	<b>1'38.978</b>	<b>1'38.978</b>	0.201	0.037	160,436	38
4	<b>60 M. VAN DER MARK</b>	NED	Pata Yamaha WorldSBK Team	Yamaha YZF R1		1'51.852		<b>1'39.027</b>	<b>1'39.027</b>	0.250	0.049	160,356	21
5	<b>66 T. SYKES</b>	GBR	BMW Motorrad WorldSBK Team	BMW S1000 RR		1'54.444	1'54.777	<b>1'39.043</b>	<b>1'39.043</b>	0.266	0.016	160,330	31
6	<b>7 C. DAVIES</b>	GBR	ARUBA.IT Racing - Ducati	Ducati Panigale V4 R		1'54.133		<b>1'39.162</b>	<b>1'39.162</b>	0.385	0.119	160,138	19
7	<b>91 L. HASLAM</b>	GBR	Kawasaki Racing Team WorldSBK	Kawasaki ZX-10RR		1'52.075	1'55.679	<b>1'39.177</b>	<b>1'39.177</b>	0.400	0.015	160,114	36
8	<b>22 A. LOWES</b>	GBR	Pata Yamaha WorldSBK Team	Yamaha YZF R1		1'52.945		<b>1'39.803</b>	<b>1'39.803</b>	1.026	0.626	159,109	20
9	<b>50 E. LAVERTY</b>	IRL	Team Gooleven	Ducati Panigale V4 R	IND	1'53.224		<b>1'40.022</b>	<b>1'40.022</b>	1.245	0.219	158,761	19
10	<b>19 A. BAUTISTA</b>	ESP	ARUBA.IT Racing - Ducati	Ducati Panigale V4 R		1'54.091		<b>1'40.412</b>	<b>1'40.412</b>	1.635	0.390	158,144	22
11	<b>2 L. CAMIER</b>	GBR	Moriwaki Althea Honda Team	Honda CBR1000RR		1'53.509	1'57.957	<b>1'40.437</b>	<b>1'40.437</b>	1.660	0.025	158,105	28
12	<b>11 S. CORTESE</b>	GER	GRT Yamaha WorldSBK	Yamaha YZF R1	IND	1'56.616	2'09.008	<b>1'40.675</b>	<b>1'40.675</b>	1.898	0.238	157,731	28
13	<b>28 M. REITERBERGER</b>	GER	BMW Motorrad WorldSBK Team	BMW S1000 RR		1'56.961	1'58.658	<b>1'40.733</b>	<b>1'40.733</b>	1.956	0.058	157,640	40
14	<b>33 M. MELANDRI</b>	ITA	GRT Yamaha WorldSBK	Yamaha YZF R1	IND	1'52.647	2'03.843	<b>1'40.793</b>	<b>1'40.793</b>	2.016	0.060	157,547	32
15	<b>23 R. KIYONARI</b>	JPN	Moriwaki Althea Honda Team	Honda CBR1000RR		1'54.141	1'56.808	<b>1'40.937</b>	<b>1'40.937</b>	2.160	0.144	157,322	37
16	<b>81 J. TORRES</b>	ESP	Team Pedercini Racing	Kawasaki ZX-10RR	IND	1'54.159	2'02.000	<b>1'40.950</b>	<b>1'40.950</b>	2.173	0.013	157,302	34
17	<b>21 M. RINALDI</b>	ITA	BARNI Racing Team	Ducati Panigale V4 R	IND	1'53.006	1'59.782	<b>1'41.094</b>	<b>1'41.094</b>	2.317	0.144	157,078	39
18	<b>36 L. MERCADO</b>	ARG	Orelac Racing VerdNatura	Kawasaki ZX-10RR	IND	1'52.720	2'21.062	<b>1'41.255</b>	<b>1'41.255</b>	2.478	0.161	156,828	26
19	<b>20 S. BARRIER</b>	FRA	Brix Performance	Ducati Panigale V4 R	IND	1'54.307	2'01.408	<b>1'41.873</b>	<b>1'41.873</b>	3.096	0.618	155,876	35
20	<b>52 A. DELBIANCO</b>	ITA	Althea Mie Racing Team	Honda CBR1000RR	IND	1'52.905	2'00.279	<b>1'41.947</b>	<b>1'41.947</b>	3.170	0.074	155,763	40

28/09/2019

These data/results cannot be reproduced, stored and/or transmitted in whole or in part by any manner of electronic, mechanical, photocopying, recording, broadcasting or otherwise now known or herein after developed without the previous express consent by the copyright owner, except for reproduction in daily press and regular printed publications on sale to the public within 60 days of the event related to those data/results and always provided that copyright symbol appears together as follows below.

© DORNA WSBK ORGANIZATION Srl 2019

FIKR PERUGIA TIMING



Official Tyre Supplier



Official Timekeeper



## Pirelli French Round, 27-29 September 2019

### Results Free Practice 3rd Session

Magny-Cours 4.411 m

1 / 2

No.	Rider	Nat	Team	Bike	Class	Time	Gap	Rel.	Laps	Speed	
										Avg	Max
1	54 T. RAZGATLIOGLU	TUR	Turkish Puccetti Racing	Kawasaki ZX-10RR	IND	<b>1'38.777</b>			11	160,762	<b>296,7</b>
2	1 J. REA	GBR	Kawasaki Racing Team WorldSBK	Kawasaki ZX-10RR		<b>1'38.941</b>	0.164	0.164	11	160,496	<b>293,5</b>
3	76 L. BAZ	FRA	Ten Kate Racing - Yamaha	Yamaha YZF R1	IND	<b>1'38.978</b>	0.201	0.037	11	160,436	<b>290,3</b>
4	60 M. VAN DER MARK	NED	Pata Yamaha WorldSBK Team	Yamaha YZF R1		<b>1'39.027</b>	0.250	0.049	11	160,356	<b>293,5</b>
5	66 T. SYKES	GBR	BMW Motorrad WorldSBK Team	BMW S1000 RR		<b>1'39.043</b>	0.266	0.016	10	160,330	<b>287,2</b>
6	7 C. DAVIES	GBR	ARUBA.IT Racing - Ducati	Ducati Panigale V4 R		<b>1'39.162</b>	0.385	0.119	11	160,138	<b>294,3</b>
7	91 L. HASLAM	GBR	Kawasaki Racing Team WorldSBK	Kawasaki ZX-10RR		<b>1'39.177</b>	0.400	0.015	11	160,114	<b>291,1</b>
8	22 A. LOWES	GBR	Pata Yamaha WorldSBK Team	Yamaha YZF R1		<b>1'39.803</b>	1.026	0.626	9	159,109	<b>290,3</b>
9	50 E. LAVERTY	IRL	Team GoEleven	Ducati Panigale V4 R	IND	<b>1'40.022</b>	1.245	0.219	9	158,761	<b>289,5</b>
10	19 A. BAUTISTA	ESP	ARUBA.IT Racing - Ducati	Ducati Panigale V4 R		<b>1'40.412</b>	1.635	0.390	11	158,144	<b>295,9</b>
11	2 L. CAMIER	GBR	Moriwaki Althea Honda Team	Honda CBR1000RR		<b>1'40.437</b>	1.660	0.025	9	158,105	<b>290,3</b>
12	11 S. CORTESE	GER	GRT Yamaha WorldSBK	Yamaha YZF R1	IND	<b>1'40.675</b>	1.898	0.238	9	157,731	<b>289,5</b>
13	28 M. REITERBERGER	GER	BMW Motorrad WorldSBK Team	BMW S1000 RR		<b>1'40.733</b>	1.956	0.058	8	157,640	<b>288,8</b>
14	33 M. MELANDRI	ITA	GRT Yamaha WorldSBK	Yamaha YZF R1	IND	<b>1'40.793</b>	2.016	0.060	9	157,547	<b>286,5</b>
15	23 R. KIYONARI	JPN	Moriwaki Althea Honda Team	Honda CBR1000RR		<b>1'40.937</b>	2.160	0.144	11	157,322	<b>282,7</b>
16	81 J. TORRES	ESP	Team Pedercini Racing	Kawasaki ZX-10RR	IND	<b>1'40.950</b>	2.173	0.013	10	157,302	<b>284,2</b>
17	21 M. RINALDI	ITA	BARNI Racing Team	Ducati Panigale V4 R	IND	<b>1'41.094</b>	2.317	0.144	11	157,078	<b>286,5</b>
18	36 L. MERCADO	ARG	Orelac Racing VerdNatura	Kawasaki ZX-10RR	IND	<b>1'41.255</b>	2.478	0.161	8	156,828	<b>282,7</b>
19	20 S. BARRIER	FRA	Brixx Performance	Ducati Panigale V4 R	IND	<b>1'41.873</b>	3.096	0.618	9	155,876	<b>279,8</b>
20	52 A. DELBIANCO	ITA	Althea Mie Racing Team	Honda CBR1000RR	IND	<b>1'41.947</b>	3.170	0.074	8	155,763	<b>277,6</b>

Qualifying Lap Time (107% of 1'38.777): 1'45.692

AIR	Humidity:	86%	Temp:	14°C
TRACK	Condition:	Dry	Temp:	15°C

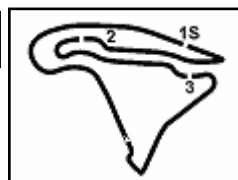
Records	Pole	(SP2)	2018	T.Sykes	1'35.696	165,940	Km/h
	Race	(RC1)	2018	J.Rea	1'37.152	163,450	Km/h
	All Times	(SP2)	2018	T.Sykes	1'35.696	165,940	Km/h

Start 09:00  
End 09:22

The results are provisional until the end of the time limit for protests and appeals and the completion of the technical checks.

These data/results cannot be reproduced, stored and/or transmitted in whole or in part by any manner of electronic, mechanical, photocopying, recording, broadcasting or otherwise now known or herein after developed without the previous express consent by the copyright owner, except for reproduction in daily press and regular printed publications on sale to the public within 60 days of the event related to those data/results and always provided that copyright symbol appears together as follows below.

© DORNA WSBK ORGANIZATION Srl 2019


**Pirelli French Round, 27-29 September 2019**
**Results Free Practice 3rd Session**
**Session Highlights**

Local Time	No. Rider	Description
09.00.00		Start
09.00.07		WorldSBK Pit Intervention Time: 45secs
09.07.04	<b>66 T. SYKES</b>	Current Lap Cancelled - Exceeded Track Limits - Turn 6
09.07.54	<b>91 L. HASLAM</b>	Current Lap Cancelled - Exceeded Track Limits - Turn 6
09.07.58	<b>36 L. MERCADO</b>	Current Lap Cancelled - Exceeded Track Limits - Turn 6
09.09.42	<b>66 T. SYKES</b>	On Asphalt - Re-Joined - Turn 13
09.10.06	<b>52 A. DELBIANCO</b>	Current Lap Cancelled - Exceeded Track Limits - Turn 11
09.12.38	<b>66 T. SYKES</b>	Current Lap Cancelled - Exceeded Track Limits - Turn 11
09.12.54	<b>91 L. HASLAM</b>	Current Lap Cancelled - Exceeded Track Limits - Turn 6
09.13.41	<b>7 C. DAVIES</b>	Current Lap Cancelled - Exceeded Track Limits - Turn 11
09.14.33	<b>54 T. RAZGATLIOGLU</b>	Current Lap Cancelled - Exceeded Track Limits - Turn 6
09.16.00	<b>66 T. SYKES</b>	Current Lap Cancelled - Exceeded Track Limits - Turn 11
09.17.55	<b>54 T. RAZGATLIOGLU</b>	On Asphalt - Re-Joined - Turn 5
09.18.18	<b>76 L. BAZ</b>	Current Lap Cancelled - Exceeded Track Limits - Turn 11
09.22.31		End Of Session

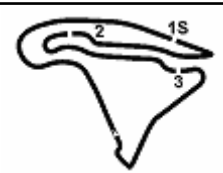
**Fastest Laps Sequence**

No.	Rider	Nat	Team	Bike	Local Time	Time	Gap	Avg
1	J. REA	GBR	Kawasaki Racing Team WorldSBK	Kawasaki ZX-10RR	09:03'35.463	<b>1'42.579</b>		154,804
1	J. REA	GBR	Kawasaki Racing Team WorldSBK	Kawasaki ZX-10RR	09:05'16.274	<b>1'40.811</b>	-1.768	157,519
54	T. RAZGATLIOGLU	TUR	Turkish Puccetti Racing	Kawasaki ZX-10RR	09:05'17.370	<b>1'40.339</b>	-0.472	158,260
60	M. VAN DER MARK	NED	Pata Yamaha WorldSBK Team	Yamaha YZF R1	09:06'59.735	<b>1'40.287</b>	-0.052	158,342
76	L. BAZ	FRA	Ten Kate Racing - Yamaha	Yamaha YZF R1	09:08'40.514	<b>1'40.081</b>	-0.206	158,667
1	J. REA	GBR	Kawasaki Racing Team WorldSBK	Kawasaki ZX-10RR	09:08'44.480	<b>1'40.035</b>	-0.046	158,740
1	J. REA	GBR	Kawasaki Racing Team WorldSBK	Kawasaki ZX-10RR	09:10'24.150	<b>1'39.670</b>	-0.365	159,322
54	T. RAZGATLIOGLU	TUR	Turkish Puccetti Racing	Kawasaki ZX-10RR	09:12'03.580	<b>1'38.975</b>	-0.695	160,441
1	J. REA	GBR	Kawasaki Racing Team WorldSBK	Kawasaki ZX-10RR	09:17'04.006	<b>1'38.941</b>	-0.034	160,496
54	T. RAZGATLIOGLU	TUR	Turkish Puccetti Racing	Kawasaki ZX-10RR	09:17'04.721	<b>1'38.777</b>	-0.164	160,762

Start                      End                      The results are provisional until the end of the time limit for protests and appeals  
 28/09/2019              09:00                      09:22                      and the completion of the technical checks.

These data/results cannot be reproduced, stored and/or transmitted in whole or in part by any manner of electronic, mechanical, photocopying, recording, broadcasting or otherwise now known or herein after developed without the previous express consent by the copyright owner, except for reproduction in daily press and regular printed publications on sale to the public within 60 days of the event related to those data/results and always provided that copyright symbol appears together as follows below.

© DORNA WSBK ORGANIZATION Srl 2019



## Pirelli French Round, 27-29 September 2019 Best Sectors & Speed Free Practice 3rd Session

BEST LAP		
1	54 T. RAZGATLIOGLU	Kawasaki ZX-10RR 1'38.777
2	1 J. REA	Kawasaki ZX-10RR 1'38.941
3	76 L. BAZ	Yamaha YZF R1 1'38.978
4	60 M. VAN DER MARK	Yamaha YZF R1 1'39.027
5	66 T. SYKES	BMW S1000 RR 1'39.043
6	7 C. DAVIES	Ducati Panigale V4 R 1'39.162
7	91 L. HASLAM	Kawasaki ZX-10RR 1'39.177
8	22 A. LOWES	Yamaha YZF R1 1'39.803
9	50 E. LAVERTY	Ducati Panigale V4 R 1'40.022
10	19 A. BAUTISTA	Ducati Panigale V4 R 1'40.412
11	2 L. CAMIER	Honda CBR1000RR 1'40.437
12	11 S. CORTESE	Yamaha YZF R1 1'40.675
13	28 M. REITERBERGER	BMW S1000 RR 1'40.733
14	33 M. MELANDRI	Yamaha YZF R1 1'40.793
15	23 R. KIYONARI	Honda CBR1000RR 1'40.937
16	81 J. TORRES	Kawasaki ZX-10RR 1'40.950
17	21 M. RINALDI	Ducati Panigale V4 R 1'41.094
18	36 L. MERCADO	Kawasaki ZX-10RR 1'41.255
19	20 S. BARRIER	Ducati Panigale V4 R 1'41.873
20	52 A. DELBIANCO	Honda CBR1000RR 1'41.947

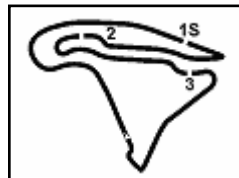
SPEED		
1	54 T. RAZGATLIOGLU	Kawasaki ZX-10RR 296,7
2	19 A. BAUTISTA	Ducati Panigale V4 R 295,9
3	7 C. DAVIES	Ducati Panigale V4 R 294,3
4	60 M. VAN DER MARK	Yamaha YZF R1 293,5
5	1 J. REA	Kawasaki ZX-10RR 293,5
6	91 L. HASLAM	Kawasaki ZX-10RR 291,1
7	2 L. CAMIER	Honda CBR1000RR 290,3
8	76 L. BAZ	Yamaha YZF R1 290,3
9	22 A. LOWES	Yamaha YZF R1 290,3
10	50 E. LAVERTY	Ducati Panigale V4 R 289,5
11	11 S. CORTESE	Yamaha YZF R1 289,5
12	28 M. REITERBERGER	BMW S1000 RR 288,8
13	66 T. SYKES	BMW S1000 RR 287,2
14	21 M. RINALDI	Ducati Panigale V4 R 286,5
15	33 M. MELANDRI	Yamaha YZF R1 286,5
16	81 J. TORRES	Kawasaki ZX-10RR 284,2
17	36 L. MERCADO	Kawasaki ZX-10RR 282,7
18	23 R. KIYONARI	Honda CBR1000RR 282,7
19	20 S. BARRIER	Ducati Panigale V4 R 279,8
20	52 A. DELBIANCO	Honda CBR1000RR 277,6

SEG. 1			SEG. 2			SEG. 3			SEG. 4		
1	54 T. RAZGATLIOGLU	29.384	1	66 T. SYKES	21.491	1	1 J. REA	22.430	1	54 T. RAZGATLIOGLU	25.148
2	60 M. VAN DER MARK	29.388	2	1 J. REA	21.506	2	76 L. BAZ	22.434	2	66 T. SYKES	25.228
3	7 C. DAVIES	29.425	3	60 M. VAN DER MARK	21.578	3	54 T. RAZGATLIOGLU	22.472	3	1 J. REA	25.284
4	1 J. REA	29.432	4	54 T. RAZGATLIOGLU	21.589	4	7 C. DAVIES	22.493	4	76 L. BAZ	25.296
5	91 L. HASLAM	29.483	5	7 C. DAVIES	21.635	5	91 L. HASLAM	22.502	5	60 M. VAN DER MARK	25.303
6	76 L. BAZ	29.536	6	76 L. BAZ	21.712	6	60 M. VAN DER MARK	22.524	6	91 L. HASLAM	25.304
7	22 A. LOWES	29.549	7	91 L. HASLAM	21.741	7	22 A. LOWES	22.587	7	7 C. DAVIES	25.505
8	19 A. BAUTISTA	29.673	8	22 A. LOWES	21.771	8	66 T. SYKES	22.622	8	22 A. LOWES	25.595
9	66 T. SYKES	29.678	9	50 E. LAVERTY	21.841	9	50 E. LAVERTY	22.657	9	11 S. CORTESE	25.698
10	50 E. LAVERTY	29.735	10	33 M. MELANDRI	21.913	10	81 J. TORRES	22.674	10	50 E. LAVERTY	25.778
11	11 S. CORTESE	29.833	11	2 L. CAMIER	21.934	11	19 A. BAUTISTA	22.748	11	2 L. CAMIER	25.780
12	28 M. REITERBERGER	29.871	12	28 M. REITERBERGER	21.940	12	2 L. CAMIER	22.817	12	19 A. BAUTISTA	25.797
13	81 J. TORRES	29.890	13	81 J. TORRES	21.942	13	23 R. KIYONARI	22.822	13	33 M. MELANDRI	25.841
14	33 M. MELANDRI	29.902	14	11 S. CORTESE	21.971	14	28 M. REITERBERGER	22.855	14	28 M. REITERBERGER	25.865
15	2 L. CAMIER	29.906	15	21 M. RINALDI	22.035	15	36 L. MERCADO	22.898	15	36 L. MERCADO	25.876
16	21 M. RINALDI	29.962	16	19 A. BAUTISTA	22.055	16	33 M. MELANDRI	23.018	16	21 M. RINALDI	25.896
17	23 R. KIYONARI	30.022	17	36 L. MERCADO	22.057	17	11 S. CORTESE	23.026	17	23 R. KIYONARI	25.938
18	20 S. BARRIER	30.265	18	23 R. KIYONARI	22.078	18	21 M. RINALDI	23.052	18	81 J. TORRES	25.983
19	36 L. MERCADO	30.303	19	52 A. DELBIANCO	22.116	19	20 S. BARRIER	23.144	19	52 A. DELBIANCO	26.001
20	52 A. DELBIANCO	30.629	20	20 S. BARRIER	22.347	20	52 A. DELBIANCO	23.154	20	20 S. BARRIER	26.117

28/09/2019

These data/results cannot be reproduced, stored and/or transmitted in whole or in part by any manner of electronic, mechanical, photocopying, recording, broadcasting or otherwise now known or herein after developed without the previous express consent by the copyright owner, except for reproduction in daily press and regular printed publications on sale to the public within 60 days of the event related to those data/results and always provided that copyright symbol appears together as follows below.

© DORNA WSBK ORGANIZATION Srl 2019



Magny-Cours 4.411 m

## Pirelli French Round, 27-29 September 2019

### Ideal Times Free Practice 3rd Session

No.	Rider	Nat	Bike	Seg. 1	Seg. 2	Seg. 3	Seg. 4	Ideal Time		
				Diff. 1	Diff. 2	Diff. 3	Diff. 4	Best Lap	Pos.	Diff.
1	<b>54 T. RAZGATLIOGLU</b>	TUR	Kawasaki ZX-10RR	<b>29.384</b> +0.133	21.589	22.472 +0.051	<b>25.148</b>	<b>1'38.593</b> 1'38.777	1	0.184
2	<b>1 J. REA</b>	GBR	Kawasaki ZX-10RR	29.432 +0.236	21.506	<b>22.430</b> +0.053	25.284	<b>1'38.652</b> 1'38.941	2	0.289
3	<b>60 M. VAN DER MARK</b>	NED	Yamaha YZF R1	29.388 +0.010	21.578 +0.002	22.524 +0.124	25.303 +0.098	<b>1'38.793</b> 1'39.027	4	0.234
4	<b>76 L. BAZ</b>	FRA	Yamaha YZF R1	29.536	21.712	22.434	25.296	<b>1'38.978</b> 1'38.978	3	
5	<b>66 T. SYKES</b>	GBR	BMW S1000 RR	29.678 +0.024	<b>21.491</b>	22.622	25.228	<b>1'39.019</b> 1'39.043	5	0.024
6	<b>91 L. HASLAM</b>	GBR	Kawasaki ZX-10RR	29.483	21.741 +0.123	22.502 +0.024	25.304	<b>1'39.030</b> 1'39.177	7	0.147
7	<b>7 C. DAVIES</b>	GBR	Ducati Panigale V4 R	29.425 +0.016	21.635	22.493	25.505 +0.088	<b>1'39.058</b> 1'39.162	6	0.104
8	<b>22 A. LOWES</b>	GBR	Yamaha YZF R1	29.549	21.771	22.587	25.595 +0.301	<b>1'39.502</b> 1'39.803	8	0.301
9	<b>50 E. LAVERTY</b>	IRL	Ducati Panigale V4 R	29.735 +0.011	21.841	22.657	25.778	<b>1'40.011</b> 1'40.022	9	0.011
10	<b>19 A. BAUTISTA</b>	ESP	Ducati Panigale V4 R	29.673 +0.003	22.055 +0.136	22.748	25.797	<b>1'40.273</b> 1'40.412	10	0.139
11	<b>2 L. CAMIER</b>	GBR	Honda CBR1000RR	29.906	21.934	22.817	25.780	<b>1'40.437</b> 1'40.437	11	
12	<b>81 J. TORRES</b>	ESP	Kawasaki ZX-10RR	29.890 +0.231	21.942 +0.166	22.674 +0.048	25.983 +0.016	<b>1'40.489</b> 1'40.950	16	0.461
13	<b>11 S. CORTESE</b>	GER	Yamaha YZF R1	29.833	21.971	23.026 +0.108	25.698 +0.039	<b>1'40.528</b> 1'40.675	12	0.147
14	<b>28 M. REITERBERGER</b>	GER	BMW S1000 RR	29.871 +0.147	21.940	22.855 +0.055	25.865	<b>1'40.531</b> 1'40.733	13	0.202
15	<b>33 M. MELANDRI</b>	ITA	Yamaha YZF R1	29.902 +0.050	21.913 +0.069	23.018	25.841	<b>1'40.674</b> 1'40.793	14	0.119
16	<b>23 R. KIYONARI</b>	JPN	Honda CBR1000RR	30.022	22.078 +0.029	22.822	25.938 +0.048	<b>1'40.860</b> 1'40.937	15	0.077
17	<b>21 M. RINALDI</b>	ITA	Ducati Panigale V4 R	29.962 +0.061	22.035 +0.088	23.052	25.896	<b>1'40.945</b> 1'41.094	17	0.149
18	<b>36 L. MERCADO</b>	ARG	Kawasaki ZX-10RR	30.303	22.057	22.898 +0.121	25.876	<b>1'41.134</b> 1'41.255	18	0.121
19	<b>20 S. BARRIER</b>	FRA	Ducati Panigale V4 R	30.265	22.347	23.144	26.117	<b>1'41.873</b> 1'41.873	19	
20	<b>52 A. DELBIANCO</b>	ITA	Honda CBR1000RR	30.629 +0.030	22.116	23.154	26.001 +0.017	<b>1'41.900</b> 1'41.947	20	0.047
<b>Overall Ideal Time</b>				29.384	21.491	22.430	25.148	<b>1'38.453</b>		

28/09/2019

These data/results cannot be reproduced, stored and/or transmitted in whole or in part by any manner of electronic, mechanical, photocopying, recording, broadcasting or otherwise now known or herein after developed without the previous express consent by the copyright owner, except for reproduction in daily press and regular printed publications on sale to the public within 60 days of the event related to those data/results and always provided that copyright symbol appears together as follows below.

© DORNA WSBK ORGANIZATION Srl 2019

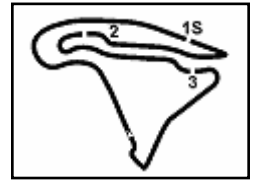
FICR PERUGIA TIMING



Official Tyre Supplier



Official Timekeeper



## Pirelli French Round, 27-29 September 2019 Chronological Analysis Free Practice 3rd Session

Magny-Cours 4.411 m

1 / 3

1° 54 T. RAZGATLIOGLU (1'38.777)							
Lap	Seg.1	Seg.2	Seg.3	Seg.4	Lap Time	km/h	Local Time
1		24.386	26.079	28.397	266.0	9:01'54.140	
2	30.584	22.736	23.733	25.838	1'42.891	280.5	9:03'37.031
3	29.949	21.924	23.093	25.373	1'40.339	286.5	9:05'17.370
4	29.825	21.867	23.399	30.858	1'45.949	288.8	9:07'03.319
5	29.799	22.132	23.288	25.689	1'40.908	288.0	9:08'44.227
6	30.198	21.847	22.861	25.472	1'40.378	286.5	9:10'24.605
7	29.547	21.756	<b>22.472</b>	25.200	1'38.975	289.5	9:12'03.580
8	29.563	21.640	22.632	25.226	1'39.061	288.8	9:13'42.641
9	29.798	24.414	23.549	25.542	1'43.303C	287.2	9:15'25.944
10	29.517	<b>21.589</b>	22.523	<b>25.148</b>	<b>1'38.777</b>	290.3	9:17'04.721
11	<b>29.384</b>	30.948	23.771	25.579	1'49.682	<b>296.7</b>	9:18'54.403
12	31.305	21.828	22.935	30.895	1'46.963	288.0	9:20'41.366

2° 1 J. REA (1'38.941)							
Lap	Seg.1	Seg.2	Seg.3	Seg.4	Lap Time	km/h	Local Time
1		24.109	25.506	27.073	224.1	9:01'52.884	
2	30.646	22.679	23.294	25.960	1'42.579	274.8	9:03'35.463
3	30.133	21.885	23.013	25.780	1'40.811	291.9	9:05'16.274
4	29.916	23.430	22.928	31.897	1'48.171	288.8	9:07'04.445
5	29.746	21.797	22.680	25.812	1'40.035	285.0	9:08'44.480
6	29.650	21.672	22.718	25.630	1'39.670	291.9	9:10'24.150
7	29.650	21.632	22.606	27.114	1'41.002	292.7	9:12'05.152
8	29.519	21.708	<b>22.430</b>	25.389	1'39.046	288.8	9:13'44.198
9	<b>29.432</b>	22.145	23.164	26.126	1'40.867	290.3	9:15'25.065
10	29.668	<b>21.506</b>	22.483	<b>25.284</b>	<b>1'38.941</b>	292.7	9:17'04.006
11	29.569	30.389	26.236	27.058	1'53.252	<b>293.5</b>	9:18'57.258
12	29.596	21.641	25.813	28.331	1'45.381	<b>293.5</b>	9:20'42.639

3° 76 L. BAZ (1'38.978)							
Lap	Seg.1	Seg.2	Seg.3	Seg.4	Lap Time	km/h	Local Time
1		24.094	26.054	27.669	236.8	9:01'53.506	
2	30.981	22.812	23.583	25.940	1'43.316	261.5	9:03'36.822
3	30.260	22.205	23.125	25.625	1'41.215	270.7	9:05'18.037
4	29.696	22.004	23.135	27.561	1'42.396	285.0	9:07'00.433
5	29.807	21.804	22.833	25.637	1'40.081	285.0	9:08'40.514
6	30.343	22.217	23.082	25.956	1'41.598	273.4	9:10'22.112
7	29.879	21.920	22.828	25.644	1'40.271	284.2	9:12'02.383
8	29.819	21.839	22.669	25.655	1'39.982	284.2	9:13'42.365
9	33.519	22.074	22.975	25.617	1'44.185	275.5	9:15'26.550
10	<b>29.536</b>	<b>21.712</b>	<b>22.434</b>	<b>25.296</b>	<b>1'38.978</b>	<b>290.3</b>	9:17'05.528
11	29.605	21.991	24.290	27.672	1'43.558C	286.5	9:18'49.086
12	29.719	21.899	22.625	25.674	1'39.917	286.5	9:20'29.003

4° 60 M. VAN DER MARK (1'39.027)							
Lap	Seg.1	Seg.2	Seg.3	Seg.4	Lap Time	km/h	Local Time
1		23.949	25.404	28.320	225.5	9:01'54.820	
2	30.445	22.667	24.057	26.640	1'43.809	272.0	9:03'38.629
3	29.816	22.010	23.082	25.911	1'40.819	287.2	9:05'19.448
4	29.594	21.920	22.959	25.814	1'40.287	290.3	9:06'59.735
5	29.830	21.899	22.996	25.613	1'40.338	290.3	9:08'40.073
6	30.659	23.108	22.996	28.547	1'45.310	291.1	9:10'25.383
7	29.398	21.580	22.648	25.401	<b>1'39.027</b>	<b>293.5</b>	9:12'04.410
8	<b>29.388</b>	21.587	22.531	25.696	1'39.202	292.7	9:13'43.612
9	29.436	21.740	22.635	25.582	1'39.393	<b>293.5</b>	9:15'23.005
10	29.524	21.633	<b>22.524</b>	25.489	1'39.170	291.9	9:17'02.175
11	29.536	<b>21.578</b>	22.565	25.429	1'39.108	291.1	9:18'41.283
12	29.499	21.752	22.750	<b>25.303</b>	1'39.304	291.1	9:20'20.587

5° 66 T. SYKES (1'39.043)							
Lap	Seg.1	Seg.2	Seg.3	Seg.4	Lap Time	km/h	Local Time
1							
2							
3							
4							
5							
6							
7							
8							
9							
10							
11							
12							

1		25.839	26.047	31.417	206.1	9:02'40.801	
2	32.629	23.374	26.528	27.484	1'50.015	274.1	9:04'30.816
3	30.897	22.902	23.965	26.250	1'44.014	283.5	9:06'14.830
4	30.282	22.273	24.268	26.582	1'43.405C	284.2	9:07'58.235
5	30.056	22.038	22.932	32.470	1'47.496	283.5	9:09'45.731
6	29.871	21.948	22.818	25.600	1'40.237	285.7	9:11'25.968
7	29.956	21.755	23.769	26.878	1'42.358C	286.5	9:13'08.326
8	29.828	21.783	22.770	25.426	1'39.807	285.0	9:14'48.133
9	<b>29.678</b>	21.849	22.856	35.087	1'49.470C	276.9	9:16'37.603
10	29.741	21.771	25.924	26.133	1'43.569	<b>287.2</b>	9:18'21.172
11	29.702	<b>21.491</b>	<b>22.622</b>	<b>25.228</b>	<b>1'39.043</b>	<b>287.2</b>	9:20'00.215

6° 7 C. DAVIES (1'39.162)							
Lap	Seg.1	Seg.2	Seg.3	Seg.4	Lap Time	km/h	Local Time
1		24.681	25.319	29.158	234.3	9:02'11.285	
2	31.542	23.263	24.396	26.903	1'46.104	258.4	9:03'57.389
3	30.984	22.686	23.411	26.409	1'43.490	268.7	9:05'40.879
4	30.143	22.364	23.226	26.086	1'41.819	276.2	9:07'22.698
5	31.795	22.997	23.264	27.423	1'45.479	245.5	9:09'08.177
6	29.957	22.363	22.788	25.709	1'40.817	287.2	9:10'48.994
7	29.534	21.646	22.747	25.618	1'39.545	287.2	9:12'28.539
8	29.928	21.766	24.603	28.652	1'44.949C	290.3	9:14'13.488
9	29.974	21.671	22.829	25.513	1'39.987	291.1	9:15'53.475
10	29.859	24.038	22.926	26.403	1'43.226	291.9	9:17'36.701
11	<b>29.425</b>	22.022	22.731	<b>25.505</b>	1'39.683	290.3	9:19'16.384
12	29.441	<b>21.635</b>	<b>22.493</b>	25.593	<b>1'39.162</b>	<b>294.3</b>	9:20'55.546

7° 91 L. HASLAM (1'39.177)							
Lap	Seg.1	Seg.2	Seg.3	Seg.4	Lap Time	km/h	Local Time
1		24.532	26.296	28.117	262.1	9:01'54.394	
2	30.405	22.900	23.697	26.401	1'43.403	285.0	9:03'37.797
3	29.960	21.994	23.002	25.845	1'40.801	284.2	9:05'18.598
4	29.911	21.854	22.867	31.784	1'46.416	285.7	9:07'05.014
5	29.756	22.209	22.863	25.660	1'40.488C	286.5	9:08'45.502
6	29.537	22.450	22.890	25.760	1'40.637	288.8	9:10'26.139
7	29.589	<b>21.741</b>	<b>22.502</b>	25.405	1'39.237	282.0	9:12'05.376
8	29.564	22.065	22.872	25.414	1'39.915C	279.8	9:13'45.291
9	29.608	21.754	22.594	26.057	1'40.013	286.5	9:15'25.304
10	<b>29.483</b>	21.864	22.526	<b>25.304</b>	<b>1'39.177</b>	<b>288.0</b>	9:17'04.481
11	29.545	26.798	25.342	31.527	1'53.212	<b>291.1</b>	9:18'57.693
12	29.610	21.822	22.890	26.323	1'40.645	279.8	9:20'38.338

8° 22 A. LOWES (1'39.803)							
Lap	Seg.1	Seg.2	Seg.3	Seg.4	Lap Time	km/h	Local Time
1		24.714	24.788	29.676	252.3	9:02'04.630	
2	31.341	23.044	23.919	26.943	1'45.247	282.0	9:03'49.877
3	30.842	22.663	23.538	26.172	1'43.215	287.2	9:05'33.092
4	30.000	22.314	22.971	<b>25.595</b>	1'40.880	284.2	9:07'13.972
5	29.758	22.107	22.780	30.149	1'44.794P	283.5	9:08'58.766
6	3'40.895	22.863	23.846	26.347	4'53.951P	286.5	9:13'52.717
7	30.209	22.079	25.814	26.075	1'44.177	289.5	9:15'36.894
8	30.043	22.160	23.105	25.870	1'41.178	<b>290.3</b>	9:17'18.072
9	30.029	22.063	22.830	25.659	1'40.581	288.8	9:18'58.653
10	<b>29.549</b>	<b>21.771</b>	<b>22.587</b>	25.896	<b>1'39.803</b>	288.0	9:20'38.456

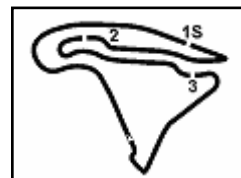
9° 50 E. LAVERTY (1'40.022)							
Lap	Seg.1	Seg.2	Seg.3	Seg.4	Lap Time	km/h	Local Time
1		25.196	24.674	30.738	235.3	9:01'59.352	
2	31.061	22.613	23.389	26.858	1'43.921	277.6	9:03'43.273
3	30.184	22.550	26.901	27.888	1'47.523	270.7	9:05'30.796
4	29.938	22.363	22.886	26.256	1'41.443	281.3	9:07'12.239
5	29.847	22.180	22.769	25.929	1'40.725	284.2	9:08'52.964

28/09/2019 P = Pits In/Out - C = Lap Time Cancelled

These data/results cannot be reproduced, stored and/or transmitted in whole or in part by any manner of electronic, mechanical, photocopying, recording, broadcasting or otherwise now known or herein after developed without the previous express consent by the copyright owner, except for reproduction in daily press and regular printed publications on sale to the public within 60 days of the event related to those data/results and always provided that copyright symbol appears together as follows below.

© DORNA WSBK ORGANIZATION Srl 2019





Magny-Cours 4.411 m

## Pirelli French Round, 27-29 September 2019 Chronological Analysis Free Practice 3rd Session

2 / 3

6	29.822	22.115	22.696	25.960	1'40.593	280,5	9:10'33.557
7	29.760	21.973	22.713	25.960	1'40.406	286,5	9:12'13.963
8	<b>29.735</b>	21.962	22.704	29.023	1'43.424P	288,8	9:13'57.387
9	4'16.933	24.582	23.680	26.815	5'32.010P	246,0	9:19'29.397
10	29.746	<b>21.841</b>	<b>22.657</b>	<b>25.778</b>	<b>1'40.022</b>	<b>289,5</b>	9:21'09.419

2	32.337	23.421	24.079	27.256	1'47.093	253,5	9:03'50.989
3	30.641	22.521	23.272	26.108	1'42.542	280,5	9:05'33.531
4	30.051	22.504	23.404	27.009	1'42.968	276,9	9:07'16.499
5	30.108	22.232	23.176	26.121	1'41.637	285,0	9:08'58.136
6	30.594	22.916	25.172	29.592	1'48.274P	271,4	9:10'46.410
7	4'30.826	24.063	24.088	27.278	5'46.255P	280,5	9:16'32.665
8	30.327	22.191	23.284	27.280	1'43.082	282,0	9:18'15.747
9	29.952	21.982	<b>23.018</b>	<b>25.841</b>	<b>1'40.793</b>	285,7	9:19'56.540
10	<b>29.902</b>	<b>21.913</b>	23.258	26.849	1'41.922	<b>286,5</b>	9:21'38.462

10° 19 A. BAUTISTA (1'40.412)							
Lap	Seg.1	Seg.2	Seg.3	Seg.4	Lap Time	km/h	Local Time
1		25.394	25.443	28.093		236,3	9:02'09.825
2	30.849	23.504	24.244	26.790	1'45.387	248,8	9:03'55.212
3	30.384	26.335	23.428	26.108	1'46.255	295,1	9:05'41.467
4	29.779	22.316	23.191	26.167	1'41.453	260,9	9:07'22.920
5	29.876	22.310	23.494	26.088	1'41.768	285,7	9:09'04.688
6	29.818	22.230	23.208	26.061	1'41.317	285,0	9:10'46.005
7	29.902	26.797	24.690	27.565	1'48.954	289,5	9:12'34.959
8	29.829	22.388	23.157	26.040	1'41.414	284,2	9:14'16.373
9	30.028	26.938	23.119	25.996	1'46.081	<b>295,9</b>	9:16'02.454
10	<b>29.673</b>	22.081	22.978	25.805	1'40.537	289,5	9:17'42.991
11	29.707	<b>22.055</b>	22.925	25.949	1'40.636	285,7	9:19'23.627
12	29.676	22.191	<b>22.748</b>	<b>25.797</b>	<b>1'40.412</b>	285,0	9:21'04.039

15° 23 R. KIYONARI (1'40.937)							
Lap	Seg.1	Seg.2	Seg.3	Seg.4	Lap Time	km/h	Local Time
1		25.472	26.084	29.829		215,1	9:02'08.336
2	32.120	24.038	24.338	27.677	1'48.173	247,1	9:03'56.509
3	30.742	23.043	23.684	26.444	1'43.913	266,7	9:05'40.422
4	30.554	23.213	23.411	26.235	1'43.413	276,9	9:07'23.835
5	30.141	22.379	23.235	25.960	1'41.715	276,2	9:09'05.550
6	30.180	22.272	23.367	26.071	1'41.890	279,8	9:10'47.440
7	30.129	22.261	23.261	<b>25.938</b>	1'41.589	279,1	9:12'29.029
8	30.090	<b>22.078</b>	23.313	26.053	1'41.534	279,1	9:14'10.563
9	30.211	22.360	23.026	25.973	1'41.570	278,4	9:15'52.133
10	30.366	22.110	23.231	26.203	1'41.910	<b>282,7</b>	9:17'34.043
11	30.256	22.310	23.266	25.967	1'41.799	279,8	9:19'15.842
12	<b>30.022</b>	22.107	<b>22.822</b>	25.986	<b>1'40.937</b>	276,9	9:20'56.779

11° 2 L. CAMIER (1'40.437)							
Lap	Seg.1	Seg.2	Seg.3	Seg.4	Lap Time	km/h	Local Time
1		24.435	24.922	28.218		237,9	9:01'56.079
2	31.176	23.167	24.153	27.035	1'45.531	275,5	9:03'41.610
3	30.636	22.575	26.575	27.019	1'46.805	282,0	9:05'28.415
4	30.354	22.423	23.156	26.104	1'42.037	282,7	9:07'10.452
5	30.082	22.165	23.132	25.977	1'41.356	285,0	9:08'51.808
6	30.244	24.045	22.993	28.720	1'46.002P	285,7	9:10'37.810
7	3'59.673	23.311	27.721	26.440	5'17.145P	257,8	9:15'54.955
8	29.970	22.174	23.021	25.795	1'40.960	287,2	9:17'35.915
9	<b>29.906</b>	22.072	23.155	25.899	1'41.032	288,0	9:19'16.947
10	<b>29.906</b>	<b>21.934</b>	<b>22.817</b>	<b>25.780</b>	<b>1'40.437</b>	<b>290,3</b>	9:20'57.384

16° 81 J. TORRES (1'40.950)							
Lap	Seg.1	Seg.2	Seg.3	Seg.4	Lap Time	km/h	Local Time
1		25.099	25.757	28.829		235,8	9:04'03.688
2	31.527	23.190	24.167	26.930	1'45.814	272,0	9:05'49.502
3	30.766	22.913	23.320	26.400	1'43.399	275,5	9:07'32.901
4	30.349	22.443	23.017	26.608	1'42.417	279,1	9:09'15.318
5	30.075	22.317	22.948	26.165	1'41.505	281,3	9:10'56.823
6	30.235	22.294	22.957	26.073	1'41.559	279,1	9:12'38.382
7	30.121	22.108	22.722	25.999	<b>1'40.950</b>	283,5	9:14'19.332
8	30.046	<b>21.942</b>	22.773	26.997	1'41.758	<b>284,2</b>	9:16'01.090
9	30.324	22.107	<b>22.674</b>	<b>25.983</b>	1'41.088	282,0	9:17'42.178
10	<b>29.890</b>	22.026	23.064	26.176	1'41.156	<b>284,2</b>	9:19'23.334
11	29.977	22.337	22.949	25.990	1'41.253	278,4	9:21'04.587

12° 11 S. CORTESE (1'40.675)							
Lap	Seg.1	Seg.2	Seg.3	Seg.4	Lap Time	km/h	Local Time
1		25.802	25.638	30.070		218,2	9:02'04.319
2	32.291	23.665	24.305	27.030	1'47.291	250,6	9:03'51.610
3	30.710	22.771	23.317	25.987	1'42.785	266,0	9:05'34.395
4	30.063	22.285	23.260	27.302	1'42.910	273,4	9:07'17.305
5	30.044	22.173	<b>23.026</b>	26.044	1'41.287	276,2	9:08'58.592
6	30.159	24.333	24.925	30.601	1'50.018P	285,0	9:10'48.610
7	3'19.983	23.714	24.860	30.589	4'39.146P	272,0	9:15'27.756
8	<b>29.833</b>	<b>21.971</b>	23.134	25.737	<b>1'40.675</b>	287,2	9:17'08.431
9	29.947	24.471	26.470	<b>25.698</b>	1'46.586	<b>289,5</b>	9:18'55.017
10	29.857	22.023	23.039	26.342	1'41.261	<b>289,5</b>	9:20'36.278

17° 21 M. RINALDI (1'41.094)							
Lap	Seg.1	Seg.2	Seg.3	Seg.4	Lap Time	km/h	Local Time
1		25.086	25.874	29.575		243,2	9:02'31.609
2	31.853	24.951	25.027	27.595	1'49.426	276,2	9:04'21.035
3	30.910	23.297	23.892	26.637	1'44.736	270,7	9:06'05.771
4	30.656	22.545	23.486	26.271	1'42.958	276,9	9:07'48.729
5	30.306	22.207	23.336	26.268	1'42.117	282,7	9:09'30.846
6	30.383	22.399	26.574	27.234	1'46.590	277,6	9:11'17.436
7	30.362	22.218	23.378	26.049	1'42.007	284,2	9:12'59.443
8	30.323	22.245	23.157	26.163	1'41.888	282,0	9:14'41.331
9	30.039	22.226	23.126	26.104	1'41.495	278,4	9:16'22.826
10	<b>29.962</b>	22.121	23.089	26.031	1'41.203	285,0	9:18'04.029
11	30.023	22.123	<b>23.052</b>	<b>25.896</b>	<b>1'41.094</b>	284,2	9:19'45.123
12	30.062	<b>22.035</b>	23.118	26.119	1'41.334	<b>286,5</b>	9:21'26.457

13° 28 M. REITERBERGER (1'40.733)							
Lap	Seg.1	Seg.2	Seg.3	Seg.4	Lap Time	km/h	Local Time
1		25.379	25.937	29.996		216,4	9:02'08.121
2	31.966	23.467	24.799	27.936	1'48.168	261,5	9:03'56.289
3	32.297	23.868	24.742	29.618	1'50.525P	259,0	9:05'46.814
4	5'18.054	23.120	24.140	26.800	6'32.114P	274,1	9:12'18.928
5	30.481	22.726	23.480	26.164	1'42.851	287,2	9:14'01.779
6	30.104	22.134	22.910	25.953	1'41.101	285,0	9:15'42.880
7	29.956	22.171	<b>22.855</b>	25.958	1'40.940	287,2	9:17'23.820
8	<b>29.871</b>	21.971	23.087	29.452	1'44.381	287,2	9:19'08.201
9	30.018	<b>21.940</b>	22.910	<b>25.865</b>	<b>1'40.733</b>	<b>288,8</b>	9:20'48.934

18° 36 L. MERCADO (1'41.255)							
Lap	Seg.1	Seg.2	Seg.3	Seg.4	Lap Time	km/h	Local Time
1		25.082	24.788	28.339		223,6	9:01'57.243
2	31.082	22.854	23.724	27.063	1'44.723	270,7	9:03'41.966
3	30.834	22.502	23.521	26.441	1'43.298	277,6	9:05'25.264
4	30.485	22.276	23.332	26.349	1'42.442	<b>282,7</b>	9:07'07.706
5	30.486	23.394	27.627	28.210	1'49.717C	280,5	9:08'57.423
6	30.446	22.142	23.091	26.003	1'41.682	282,0	9:10'39.105
7	30.395	22.236	<b>22.898</b>	29.286	1'44.815P	<b>282,7</b>	9:12'23.920

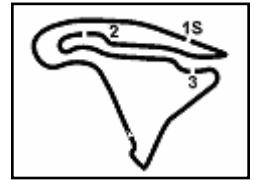
14° 33 M. MELANDRI (1'40.793)							
Lap	Seg.1	Seg.2	Seg.3	Seg.4	Lap Time	km/h	Local Time
1		25.749	25.562	30.081		217,7	9:02'03.896

28/09/2019 P = Pits In/Out - C = Lap Time Cancelled

These data/results cannot be reproduced, stored and/or transmitted in whole or in part by any manner of electronic, mechanical, photocopying, recording, broadcasting or otherwise now known or herein after developed without the previous express consent by the copyright owner, except for reproduction in daily press and regular printed publications on sale to the public within 60 days of the event related to those data/results and always provided that copyright symbol appears together as follows below.

© DORNA WSBK ORGANIZATION Srl 2019





Magny-Cours 4.411 m

3 / 3

**Pirelli French Round, 27-29 September 2019**  
**Chronological Analysis Free Practice 3rd Session**

8	4'48.386	24.006	23.231	26.062	6'01.685P	282,0	9:18'25.605
9	<b>30.303</b>	<b>22.057</b>	23.019	<b>25.876</b>	<b>1'41.255</b>	<b>282,7</b>	9:20'06.860

19° 20 S. BARRIER (1'41.873)							
Lap	Seg.1	Seg.2	Seg.3	Seg.4	Lap Time	km/h	Local Time
1		25.324	26.112	29.580		242,7	9:02'49.924
2	31.822	23.879	24.538	27.926	1'48.165	269,3	9:04'38.089
3	31.489	23.017	23.838	26.892	1'45.236	273,4	9:06'23.325
4	30.776	23.231	23.636	26.740	1'44.383	262,1	9:08'07.708
5	30.573	22.918	23.609	26.695	1'43.795	271,4	9:09'51.503
6	30.692	22.717	23.562	26.481	1'43.452	276,2	9:11'34.955
7	31.252	23.863	24.795	29.258	1'49.168P	266,0	9:13'24.123
8	3'03.106	23.180	23.671	26.472	4'16.429P	268,0	9:17'40.552
9	30.556	22.523	23.301	27.489	1'43.869	<b>279,8</b>	9:19'24.421
10	<b>30.265</b>	<b>22.347</b>	<b>23.144</b>	<b>26.117</b>	<b>1'41.873</b>	275,5	9:21'06.294

20° 52 A. DELBIANCO (1'41.947)							
Lap	Seg.1	Seg.2	Seg.3	Seg.4	Lap Time	km/h	Local Time
1		24.755	24.908	28.324		219,5	9:01'56.450
2	31.782	23.148	23.769	27.109	1'45.808	260,9	9:03'42.258
3	30.947	22.552	23.376	26.387	1'43.262	268,0	9:05'25.520
4	<b>30.629</b>	22.250	23.935	<b>26.001</b>	1'42.815	271,4	9:07'08.335
5	30.701	22.186	23.240	26.138	1'42.265	276,9	9:08'50.600
6	31.831	22.890	23.293	29.897	1'47.911CP	275,5	9:10'38.511
7	5'56.579	23.816	23.400	26.410	7'10.205P	253,5	9:17'48.716
8	30.877	22.166	23.441	26.085	1'42.569	274,8	9:19'31.285
9	30.659	<b>22.116</b>	<b>23.154</b>	26.018	<b>1'41.947</b>	<b>277,6</b>	9:21'13.232

28/09/2019 P = Pits In/Out - C = Lap Time Cancelled

These data/results cannot be reproduced, stored and/or transmitted in whole or in part by any manner of electronic, mechanical, photocopying, recording, broadcasting or otherwise now known or herein after developed without the previous express consent by the copyright owner, except for reproduction in daily press and regular printed publications on sale to the public within 60 days of the event related to those data/results and always provided that copyright symbol appears together as follows below.

© DORNA WSBK ORGANIZATION Srl 2019



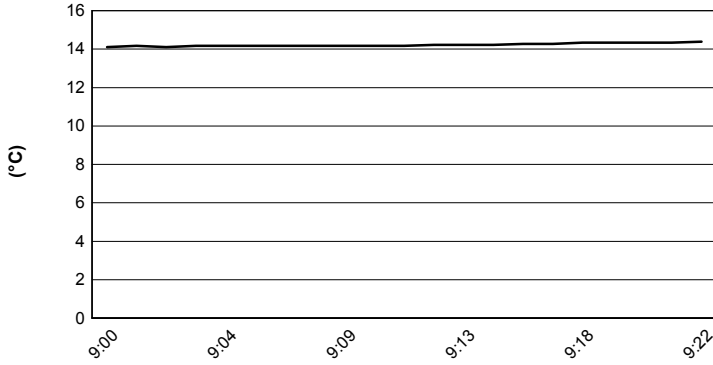




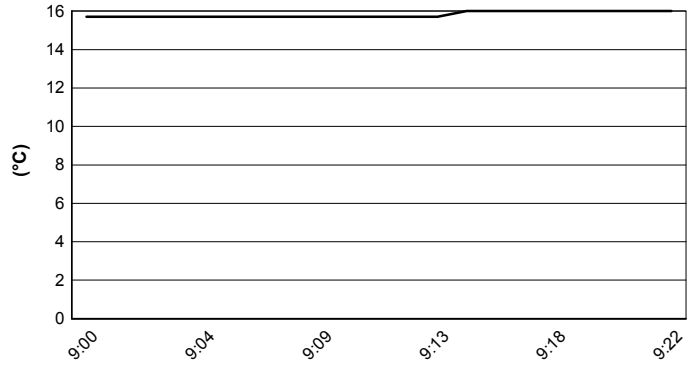
Magny-Cours 4.411 m

**Pirelli French Round, 27-29 September 2019**  
**Weather Report Free Practice 3rd Session**  
 Session started 09:00 - Session ended 9:22

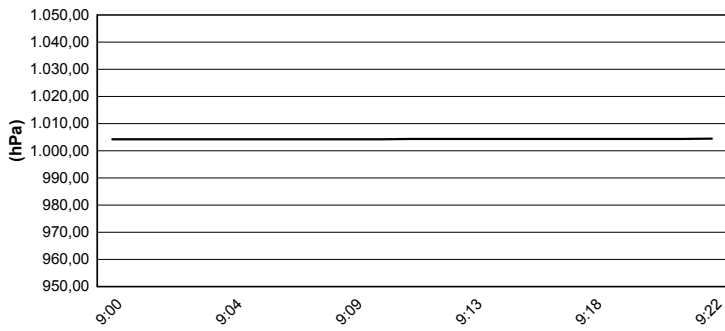
### Air Temperature



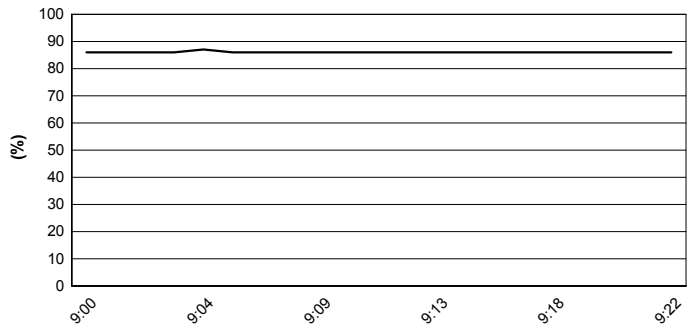
### Track Temperature



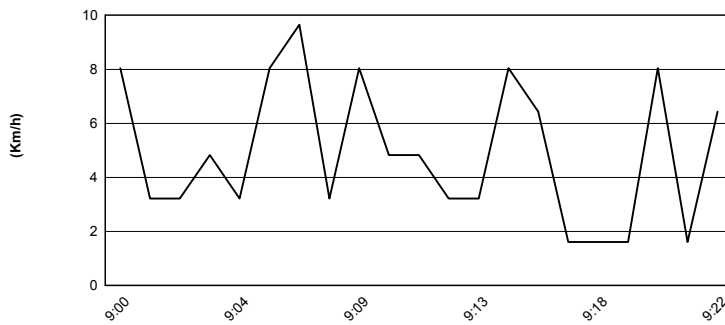
### Air Pressure



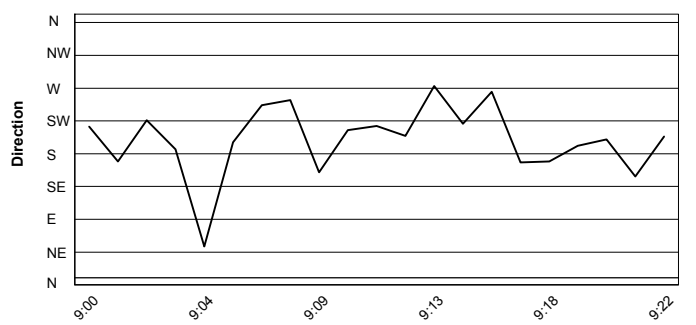
### Humidity



### Wind Speed



### Wind Direction



28/09/2019

These data/results cannot be reproduced, stored and/or transmitted in whole or in part by any manner of electronic, mechanical, photocopying, recording, broadcasting or otherwise now known or herein after developed without the previous express consent by the copyright owner, except for reproduction in daily press and regular printed publications on sale to the public within 60 days of the event related to those data/results and always provided that copyright symbol appears together as follows below.

© DORNA WSBK ORGANIZATION Srl 2019

