



Pirelli French Round, 27-29 September 2019

Results Warm Up

Magny-Cours 4.411 m

1 / 2

No.	Rider	Nat	Team	Bike	Class	Time	Gap	Rel.	Laps	Speed	
										Avg	Max
1	54 T. RAZGATLIOGLU	TUR	Turkish Puccetti Racing	Kawasaki ZX-10RR	IND	1'37.613			8	162,679	290,3
2	1 J. REA	GBR	Kawasaki Racing Team WorldSBK	Kawasaki ZX-10RR		1'37.705	0.092	0.092	8	162,526	293,5
3	7 C. DAVIES	GBR	ARUBA.IT Racing - Ducati	Ducati Panigale V4 R		1'37.713	0.100	0.008	8	162,513	296,7
4	60 M. VAN DER MARK	NED	Pata Yamaha WorldSBK Team	Yamaha YZF R1		1'38.072	0.459	0.359	8	161,918	294,3
5	22 A. LOWES	GBR	Pata Yamaha WorldSBK Team	Yamaha YZF R1		1'38.174	0.561	0.102	8	161,750	294,3
6	19 A. BAUTISTA	ESP	ARUBA.IT Racing - Ducati	Ducati Panigale V4 R		1'38.242	0.629	0.068	8	161,638	291,1
7	66 T. SYKES	GBR	BMW Motorrad WorldSBK Team	BMW S1000 RR		1'38.328	0.715	0.086	8	161,496	289,5
8	33 M. MELANDRI	ITA	GRT Yamaha WorldSBK	Yamaha YZF R1	IND	1'38.739	1.126	0.411	8	160,824	288,8
9	28 M. REITERBERGER	GER	BMW Motorrad WorldSBK Team	BMW S1000 RR		1'38.794	1.181	0.055	7	160,734	289,5
10	76 L. BAZ	FRA	Ten Kate Racing - Yamaha	Yamaha YZF R1	IND	1'38.922	1.309	0.128	8	160,526	288,0
11	11 S. CORTESE	GER	GRT Yamaha WorldSBK	Yamaha YZF R1	IND	1'38.967	1.354	0.045	8	160,453	289,5
12	36 L. MERCADO	ARG	Orelac Racing VerdNatura	Kawasaki ZX-10RR	IND	1'39.028	1.415	0.061	8	160,355	285,7
13	21 M. RINALDI	ITA	BARNI Racing Team	Ducati Panigale V4 R	IND	1'39.213	1.600	0.185	8	160,056	287,2
14	91 L. HASLAM	GBR	Kawasaki Racing Team WorldSBK	Kawasaki ZX-10RR		1'39.380	1.767	0.167	7	159,787	289,5
15	2 L. CAMIER	GBR	Moriwaki Althea Honda Team	Honda CBR1000RR		1'39.526	1.913	0.146	8	159,552	291,1
16	50 E. LAVERTY	IRL	Team Goeleven	Ducati Panigale V4 R	IND	1'39.917	2.304	0.391	8	158,928	290,3
17	81 J. TORRES	ESP	Team Pedercini Racing	Kawasaki ZX-10RR	IND	1'39.924	2.311	0.007	8	158,917	286,5
18	52 A. DELBIANCO	ITA	Althea Mie Racing Team	Honda CBR1000RR	IND	1'40.818	3.205	0.894	8	157,508	279,1
19	23 R. KIYONARI	JPN	Moriwaki Althea Honda Team	Honda CBR1000RR		1'41.156	3.543	0.338	7	156,981	288,0
20	20 S. BARRIER	FRA	Brixx Performance	Ducati Panigale V4 R	IND	1'41.215	3.602	0.059	8	156,890	281,3

Qualifying Lap Time (107% of 1'37.613): 1'44.447

AIR	Humidity:	76%	Temp:	13°C
TRACK	Condition:	Dry	Temp:	14°C

Records	Pole	(SP2)	2018 T.Sykes	1'35.696	165,940	Km/h
	Race	(RC1)	2018 J.Rea	1'37.152	163,450	Km/h
	All Times	(SP2)	2018 T.Sykes	1'35.696	165,940	Km/h

Start End The results are provisional until the end of the time limit for protests and appeals
29/09/2019 09:00 09:17 and the completion of the technical checks.

These data/results cannot be reproduced, stored and/or transmitted in whole or in part by any manner of electronic, mechanical, photocopying, recording, broadcasting or otherwise now known or herein after developed without the previous express consent by the copyright owner, except for reproduction in daily press and regular printed publications on sale to the public within 60 days of the event related to those data/results and always provided that copyright symbol appears together as follows below.

© DORNA WSBK ORGANIZATION Srl 2019



Pirelli French Round, 27-29 September 2019

Results Warm Up

Session Highlights

Local Time	No. Rider	Description
09.00.00		Start
09.00.11		WorldSBK Pit Intervention Time: 45secs
09.02.31	54 T. RAZGATLIOGLU	On Asphalt - Re-Joined - Turn 5
09.03.18	91 L. HASLAM	Current Lap Cancelled - Exceeded Track Limits - Turn 6
09.04.23	21 M. RINALDI	Current Lap Cancelled - Exceeded Track Limits - Turn 6
09.05.38	33 M. MELANDRI	On Asphalt - Re-Joined - Turn 15
09.06.24	23 R. KIYONARI	Current Lap Cancelled - Exceeded Track Limits - Turn 6
09.07.38	91 L. HASLAM	On Asphalt - Re-Joined - Turn 15
09.08.11	28 M. REITERBERGER	Current Lap Cancelled - Exceeded Track Limits - Turn 6
09.08.41	50 E. LAVERTY	On Asphalt - Re-Joined - Turn 15
09.09.30	7 C. DAVIES	Current Lap Cancelled - Exceeded Track Limits - Turn 6
09.09.50	23 R. KIYONARI	Current Lap Cancelled - Exceeded Track Limits - Turn 6
09.12.48	20 S. BARRIER	Current Lap Cancelled - Exceeded Track Limits - Turn 6
09.14.37	91 L. HASLAM	Current Lap Cancelled - Exceeded Track Limits - Turn 11
09.14.42	52 A. DELBIANCO	Current Lap Cancelled - Exceeded Track Limits - Turn 6
09.14.56	28 M. REITERBERGER	Current Lap Cancelled - Exceeded Track Limits - Turn 6
09.17.13		End Of Session

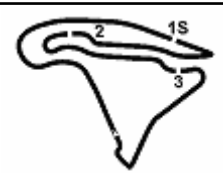
Fastest Laps Sequence

No.	Rider	Nat	Team	Bike	Local Time	Time	Gap	Avg
76	L. BAZ	FRA	Ten Kate Racing - Yamaha	Yamaha YZF R1	09:03'25.994	1'40.825		157,497
50	E. LAVERTY	IRL	Team GoEleven	Ducati Panigale V4 R	09:03'26.439	1'40.449	-0.376	158,086
60	M. VAN DER MARK	NED	Pata Yamaha WorldSBK Team	Yamaha YZF R1	09:03'26.984	1'39.591	-0.858	159,448
22	A. LOWES	GBR	Pata Yamaha WorldSBK Team	Yamaha YZF R1	09:03'30.399	1'39.395	-0.196	159,763
7	C. DAVIES	GBR	ARUBA.IT Racing - Ducati	Ducati Panigale V4 R	09:03'47.671	1'38.996	-0.399	160,406
1	J. REA	GBR	Kawasaki Racing Team WorldSBK	Kawasaki ZX-10RR	09:04'05.106	1'37.930	-1.066	162,153
7	C. DAVIES	GBR	ARUBA.IT Racing - Ducati	Ducati Panigale V4 R	09:08'42.429	1'37.838	-0.092	162,305
54	T. RAZGATLIOGLU	TUR	Turkish Pucetti Racing	Kawasaki ZX-10RR	09:11'44.831	1'37.613	-0.225	162,679

Start 09:00 End 09:17 The results are provisional until the end of the time limit for protests and appeals and the completion of the technical checks.

These data/results cannot be reproduced, stored and/or transmitted in whole or in part by any manner of electronic, mechanical, photocopying, recording, broadcasting or otherwise now known or herein after developed without the previous express consent by the copyright owner, except for reproduction in daily press and regular printed publications on sale to the public within 60 days of the event related to those data/results and always provided that copyright symbol appears together as follows below.

© DORNA WSBK ORGANIZATION Srl 2019



Magny-Cours 4.411 m

Pirelli French Round, 27-29 September 2019 Best Sectors & Speed Warm Up

BEST LAP		
1	54 T. RAZGATLIOGLU	Kawasaki ZX-10RR 1'37.613
2	1 J. REA	Kawasaki ZX-10RR 1'37.705
3	7 C. DAVIES	Ducati Panigale V4 R 1'37.713
4	60 M. VAN DER MARK	Yamaha YZF R1 1'38.072
5	22 A. LOWES	Yamaha YZF R1 1'38.174
6	19 A. BAUTISTA	Ducati Panigale V4 R 1'38.242
7	66 T. SYKES	BMW S1000 RR 1'38.328
8	33 M. MELANDRI	Yamaha YZF R1 1'38.739
9	28 M. REITERBERGER	BMW S1000 RR 1'38.794
10	76 L. BAZ	Yamaha YZF R1 1'38.922
11	11 S. CORTESE	Yamaha YZF R1 1'38.967
12	36 L. MERCADO	Kawasaki ZX-10RR 1'39.028
13	21 M. RINALDI	Ducati Panigale V4 R 1'39.213
14	91 L. HASLAM	Kawasaki ZX-10RR 1'39.380
15	2 L. CAMIER	Honda CBR1000RR 1'39.526
16	50 E. LAVERTY	Ducati Panigale V4 R 1'39.917
17	81 J. TORRES	Kawasaki ZX-10RR 1'39.924
18	52 A. DELBIANCO	Honda CBR1000RR 1'40.818
19	23 R. KIYONARI	Honda CBR1000RR 1'41.156
20	20 S. BARRIER	Ducati Panigale V4 R 1'41.215

SPEED		
1	7 C. DAVIES	Ducati Panigale V4 R 296,7
2	60 M. VAN DER MARK	Yamaha YZF R1 294,3
3	22 A. LOWES	Yamaha YZF R1 294,3
4	1 J. REA	Kawasaki ZX-10RR 293,5
5	19 A. BAUTISTA	Ducati Panigale V4 R 291,1
6	2 L. CAMIER	Honda CBR1000RR 291,1
7	50 E. LAVERTY	Ducati Panigale V4 R 290,3
8	54 T. RAZGATLIOGLU	Kawasaki ZX-10RR 290,3
9	28 M. REITERBERGER	BMW S1000 RR 289,5
10	91 L. HASLAM	Kawasaki ZX-10RR 289,5
11	66 T. SYKES	BMW S1000 RR 289,5
12	11 S. CORTESE	Yamaha YZF R1 289,5
13	33 M. MELANDRI	Yamaha YZF R1 288,8
14	23 R. KIYONARI	Honda CBR1000RR 288,0
15	76 L. BAZ	Yamaha YZF R1 288,0
16	21 M. RINALDI	Ducati Panigale V4 R 287,2
17	81 J. TORRES	Kawasaki ZX-10RR 286,5
18	36 L. MERCADO	Kawasaki ZX-10RR 285,7
19	20 S. BARRIER	Ducati Panigale V4 R 281,3
20	52 A. DELBIANCO	Honda CBR1000RR 279,1

SEG. 1		
1	7 C. DAVIES	29.143
2	60 M. VAN DER MARK	29.244
3	22 A. LOWES	29.283
4	19 A. BAUTISTA	29.289
5	54 T. RAZGATLIOGLU	29.350
6	1 J. REA	29.366
7	11 S. CORTESE	29.421
8	21 M. RINALDI	29.482
9	28 M. REITERBERGER	29.506
10	76 L. BAZ	29.524
11	33 M. MELANDRI	29.527
12	66 T. SYKES	29.583
13	36 L. MERCADO	29.642
14	50 E. LAVERTY	29.648
15	2 L. CAMIER	29.713
16	91 L. HASLAM	29.782
17	81 J. TORRES	29.884
18	23 R. KIYONARI	30.107
19	20 S. BARRIER	30.278
20	52 A. DELBIANCO	30.288

SEG. 2		
1	54 T. RAZGATLIOGLU	21.121
2	1 J. REA	21.266
3	7 C. DAVIES	21.266
4	22 A. LOWES	21.355
5	60 M. VAN DER MARK	21.360
6	33 M. MELANDRI	21.416
7	66 T. SYKES	21.439
8	76 L. BAZ	21.554
9	19 A. BAUTISTA	21.561
10	11 S. CORTESE	21.601
11	36 L. MERCADO	21.610
12	2 L. CAMIER	21.610
13	28 M. REITERBERGER	21.676
14	91 L. HASLAM	21.677
15	50 E. LAVERTY	21.749
16	21 M. RINALDI	21.837
17	81 J. TORRES	21.843
18	52 A. DELBIANCO	21.849
19	23 R. KIYONARI	21.858
20	20 S. BARRIER	22.058

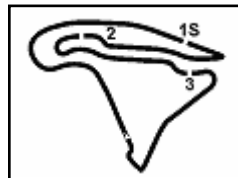
SEG. 3		
1	7 C. DAVIES	22.141
2	1 J. REA	22.172
3	54 T. RAZGATLIOGLU	22.216
4	66 T. SYKES	22.219
5	22 A. LOWES	22.247
6	19 A. BAUTISTA	22.292
7	60 M. VAN DER MARK	22.379
8	36 L. MERCADO	22.385
9	28 M. REITERBERGER	22.418
10	91 L. HASLAM	22.447
11	81 J. TORRES	22.497
12	21 M. RINALDI	22.528
13	76 L. BAZ	22.545
14	11 S. CORTESE	22.548
15	33 M. MELANDRI	22.551
16	50 E. LAVERTY	22.582
17	2 L. CAMIER	22.745
18	52 A. DELBIANCO	22.763
19	20 S. BARRIER	22.915
20	23 R. KIYONARI	23.206

SEG. 4		
1	1 J. REA	24.797
2	54 T. RAZGATLIOGLU	24.802
3	7 C. DAVIES	24.861
4	22 A. LOWES	24.926
5	60 M. VAN DER MARK	24.983
6	66 T. SYKES	24.984
7	36 L. MERCADO	25.071
8	19 A. BAUTISTA	25.097
9	33 M. MELANDRI	25.121
10	28 M. REITERBERGER	25.149
11	76 L. BAZ	25.178
12	21 M. RINALDI	25.179
13	91 L. HASLAM	25.205
14	2 L. CAMIER	25.275
15	11 S. CORTESE	25.314
16	81 J. TORRES	25.439
17	52 A. DELBIANCO	25.531
18	50 E. LAVERTY	25.591
19	20 S. BARRIER	25.683
20	23 R. KIYONARI	25.760

29/09/2019

These data/results cannot be reproduced, stored and/or transmitted in whole or in part by any manner of electronic, mechanical, photocopying, recording, broadcasting or otherwise now known or herein after developed without the previous express consent by the copyright owner, except for reproduction in daily press and regular printed publications on sale to the public within 60 days of the event related to those data/results and always provided that copyright symbol appears together as follows below.

© DORNA WSBK ORGANIZATION Srl 2019



Magny-Cours 4.411 m

Pirelli French Round, 27-29 September 2019

Ideal Times Warm Up

No.	Rider	Nat	Bike	Seg. 1	Seg. 2	Seg. 3	Seg. 4	Ideal Time		
				Diff. 1	Diff. 2	Diff. 3	Diff. 4	Best Lap	Pos.	Diff.
1	7 C. DAVIES	GBR	Ducati Panigale V4 R	29.143 +0.147	21.266 +0.038	22.141	24.861 +0.117	1'37.411 1'37.713	3	0.302
2	54 T. RAZGATLIOGLU	TUR	Kawasaki ZX-10RR	29.350 +0.124	21.121	22.216	24.802	1'37.489 1'37.613	1	0.124
3	1 J. REA	GBR	Kawasaki ZX-10RR	29.366 +0.086	21.266 +0.018	22.172	24.797	1'37.601 1'37.705	2	0.104
4	22 A. LOWES	GBR	Yamaha YZF R1	29.283 +0.174	21.355	22.247	24.926 +0.189	1'37.811 1'38.174	5	0.363
5	60 M. VAN DER MARK	NED	Yamaha YZF R1	29.244 +0.056	21.360	22.379 +0.044	24.983 +0.006	1'37.966 1'38.072	4	0.106
6	66 T. SYKES	GBR	BMW S1000 RR	29.583 +0.037	21.439 +0.066	22.219	24.984	1'38.225 1'38.328	7	0.103
7	19 A. BAUTISTA	ESP	Ducati Panigale V4 R	29.289	21.561	22.292	25.097 +0.003	1'38.239 1'38.242	6	0.003
8	33 M. MELANDRI	ITA	Yamaha YZF R1	29.527	21.416 +0.109	22.551 +0.015	25.121	1'38.615 1'38.739	8	0.124
9	36 L. MERCADO	ARG	Kawasaki ZX-10RR	29.642	21.610 +0.161	22.385	25.071 +0.159	1'38.708 1'39.028	12	0.320
10	28 M. REITERBERGER	GER	BMW S1000 RR	29.506 +0.045	21.676	22.418	25.149	1'38.749 1'38.794	9	0.045
11	76 L. BAZ	FRA	Yamaha YZF R1	29.524 +0.101	21.554	22.545	25.178 +0.020	1'38.801 1'38.922	10	0.121
12	11 S. CORTESE	GER	Yamaha YZF R1	29.421	21.601 +0.083	22.548	25.314	1'38.884 1'38.967	11	0.083
13	21 M. RINALDI	ITA	Ducati Panigale V4 R	29.482 +0.077	21.837	22.528 +0.059	25.179 +0.051	1'39.026 1'39.213	13	0.187
14	91 L. HASLAM	GBR	Kawasaki ZX-10RR	29.782 +0.096	21.677	22.447 +0.099	25.205 +0.074	1'39.111 1'39.380	14	0.269
15	2 L. CAMIER	GBR	Honda CBR1000RR	29.713	21.610 +0.121	22.745 +0.025	25.275 +0.037	1'39.343 1'39.526	15	0.183
16	50 E. LAVERTY	IRL	Ducati Panigale V4 R	29.648 +0.100	21.749 +0.045	22.582 +0.202	25.591	1'39.570 1'39.917	16	0.347
17	81 J. TORRES	ESP	Kawasaki ZX-10RR	29.884 +0.018	21.843 +0.205	22.497	25.439 +0.038	1'39.663 1'39.924	17	0.261
18	52 A. DELBIANCO	ITA	Honda CBR1000RR	30.288 +0.050	21.849	22.763 +0.272	25.531 +0.065	1'40.431 1'40.818	18	0.387
19	23 R. KIYONARI	JPN	Honda CBR1000RR	30.107 +0.191	21.858	23.206 +0.034	25.760	1'40.931 1'41.156	19	0.225
20	20 S. BARRIER	FRA	Ducati Panigale V4 R	30.278 +0.037	22.058 +0.122	22.915 +0.080	25.683 +0.042	1'40.934 1'41.215	20	0.281
Overall Ideal Time				29.143	21.121	22.141	24.797	1'37.202		

29/09/2019

These data/results cannot be reproduced, stored and/or transmitted in whole or in part by any manner of electronic, mechanical, photocopying, recording, broadcasting or otherwise now known or herein after developed without the previous express consent by the copyright owner, except for reproduction in daily press and regular printed publications on sale to the public within 60 days of the event related to those data/results and always provided that copyright symbol appears together as follows below.

© DORNA WSBK ORGANIZATION Srl 2019

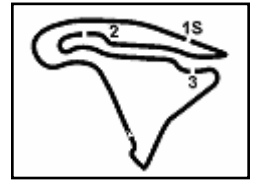
FICR PERUGIA TIMING



Official Tyre Supplier



Official Timekeeper



Pirelli French Round, 27-29 September 2019 Chronological Analysis Warm Up

Magny-Cours 4.411 m

1 / 2

1° 54 T. RAZGATLIOGLU (1'37.613)							
Lap	Seg.1	Seg.2	Seg.3	Seg.4	Lap Time	km/h	Local Time
1		22.516	23.768	25.644		286,5	9:01'44.835
2	30.301	24.379	22.521	25.205	1'42.406	287,2	9:03'27.241
3	29.350	21.908	22.348	25.161	1'38.767	286,5	9:05'06.008
4	29.677	21.544	22.458	24.844	1'38.523	286,5	9:06'44.531
5	30.379	25.960	22.996	25.028	1'44.363	277,6	9:08'28.894
6	29.740	21.446	22.289	24.849	1'38.324	288,8	9:10'07.218
7	29.474	21.121	22.216	24.802	1'37.613	288,8	9:11'44.831
8	29.491	21.254	22.512	25.030	1'38.287	290,3	9:13'23.118
9	29.831	25.359	22.949	25.170	1'43.309	283,5	9:15'06.427

1		25.389	24.694	26.350		225,5	9:02'01.150
2	30.284	22.626	23.007	25.485	1'41.402	274,8	9:03'42.552
3	29.661	21.806	22.806	25.317	1'39.590	285,0	9:05'22.142
4	29.921	21.736	22.460	25.274	1'39.391	291,1	9:07'01.533
5	29.750	22.099	22.617	25.142	1'39.608	284,2	9:08'41.141
6	29.434	21.667	22.613	25.097	1'38.811	286,5	9:10'19.952
7	29.289	21.561	22.292	25.100	1'38.242	289,5	9:11'58.194
8	29.294	21.796	22.456	25.701	1'39.247	290,3	9:13'37.441
9	29.595	21.754	22.503	25.214	1'39.066	291,1	9:15'16.507

2° 1 J. REA (1'37.705)							
Lap	Seg.1	Seg.2	Seg.3	Seg.4	Lap Time	km/h	Local Time
1		23.773	23.189	25.917		252,3	9:02'27.176
2	29.479	21.266	22.382	24.803	1'37.930	291,1	9:04'05.106
3	29.398	21.391	22.260	24.933	1'37.982	291,9	9:05'43.088
4	29.366	21.693	22.451	25.428	1'38.938	290,3	9:07'22.026
5	32.664	23.576	22.829	25.159	1'44.228	260,2	9:09'06.254
6	29.446	21.329	22.180	24.892	1'37.847	291,1	9:10'44.101
7	29.443	21.280	22.341	25.090	1'38.154	292,7	9:12'22.255
8	29.735	23.800	22.744	25.593	1'41.872	288,8	9:14'04.127
9	29.452	21.284	22.172	24.797	1'37.705	293,5	9:15'41.832

7° 66 T. SYKES (1'38.328)							
Lap	Seg.1	Seg.2	Seg.3	Seg.4	Lap Time	km/h	Local Time
1		25.787	24.635	27.908		189,5	9:02'43.553
2	30.945	22.666	22.976	25.550	1'42.137	247,7	9:04'25.690
3	29.950	21.539	22.392	25.067	1'38.948	285,7	9:06'04.638
4	29.583	21.439	22.498	25.342	1'38.862	286,5	9:07'43.500
5	29.668	21.592	22.334	25.120	1'38.714	288,8	9:09'22.214
6	30.462	22.934	23.225	25.681	1'42.302	277,6	9:11'04.516
7	29.645	21.479	22.318	25.249	1'38.691	288,0	9:12'43.207
8	29.841	22.387	23.401	25.447	1'41.076	288,0	9:14'24.283
9	29.620	21.505	22.219	24.984	1'38.328	289,5	9:16'02.611

3° 7 C. DAVIES (1'37.713)							
Lap	Seg.1	Seg.2	Seg.3	Seg.4	Lap Time	km/h	Local Time
1		23.962	23.369	25.880		237,4	9:02'08.675
2	29.647	21.674	22.328	25.347	1'38.996	271,4	9:03'47.671
3	29.495	21.463	22.330	24.975	1'38.263	288,8	9:05'25.934
4	29.562	21.702	22.303	25.090	1'38.657	287,2	9:07'04.591
5	29.440	21.266	22.230	24.902	1'37.838	295,1	9:08'42.429
6	29.143	22.420	27.240	29.911	1'48.714C	288,0	9:10'31.143
7	29.442	21.308	22.397	24.861	1'38.008	295,1	9:12'09.151
8	29.196	21.464	22.376	24.933	1'37.969	285,0	9:13'47.120
9	29.290	21.304	22.141	24.978	1'37.713	296,7	9:15'24.833

8° 33 M. MELANDRI (1'38.739)							
Lap	Seg.1	Seg.2	Seg.3	Seg.4	Lap Time	km/h	Local Time
1		24.723	23.639	26.008		216,9	9:02'09.385
2	29.575	21.986	23.186	27.044	1'41.791	274,1	9:03'51.176
3	29.830	21.715	22.668	31.061	1'45.274	283,5	9:05'36.450
4	29.617	21.416	24.009	26.338	1'41.380	288,0	9:07'17.830
5	29.687	21.489	22.551	25.544	1'39.271	285,7	9:08'57.101
6	29.638	21.469	22.605	25.178	1'38.890	286,5	9:10'35.991
7	29.693	25.094	23.619	26.640	1'45.046	288,8	9:12'21.037
8	29.582	21.509	22.600	26.605	1'40.296	285,0	9:14'01.333
9	29.527	21.525	22.566	25.121	1'38.739	287,2	9:15'40.072

4° 60 M. VAN DER MARK (1'38.072)							
Lap	Seg.1	Seg.2	Seg.3	Seg.4	Lap Time	km/h	Local Time
1		23.180	22.911	25.382		240,0	9:01'47.393
2	29.697	21.917	22.544	25.433	1'39.591	291,9	9:03'26.984
3	29.344	21.974	22.921	25.159	1'39.398	286,5	9:05'06.382
4	29.389	21.966	24.011	27.204	1'42.570	279,8	9:06'48.952
5	29.335	21.515	22.379	25.176	1'38.405	291,9	9:08'27.357
6	29.244	21.403	22.424	25.084	1'38.155	294,3	9:10'05.512
7	29.300	21.360	22.423	24.989	1'38.072	291,1	9:11'43.584
8	29.320	25.056	24.622	25.207	1'44.205	291,9	9:13'27.789
9	30.182	21.504	22.479	24.983	1'39.148	294,3	9:15'06.937

9° 28 M. REITERBERGER (1'38.794)							
Lap	Seg.1	Seg.2	Seg.3	Seg.4	Lap Time	km/h	Local Time
1		25.211	28.479	30.836		231,8	9:02'06.456
2	2'22.830	23.107	23.195	25.858	3'34.990P	264,1	9:05'41.446
3	30.063	22.142	22.662	25.545	1'40.412	280,5	9:07'21.858
4	29.600	22.997	28.308	25.891	1'46.796C	285,0	9:09'08.654
5	29.577	21.943	23.740	25.676	1'40.936	283,5	9:10'49.590
6	29.586	21.756	22.514	25.314	1'39.170	287,2	9:12'28.760
7	29.551	21.676	22.418	25.149	1'38.794	287,2	9:14'07.554
8	29.506	22.473	25.138	27.852	1'44.969C	289,5	9:15'52.523

5° 22 A. LOWES (1'38.174)							
Lap	Seg.1	Seg.2	Seg.3	Seg.4	Lap Time	km/h	Local Time
1		25.038	23.164	25.619		238,9	9:01'51.004
2	29.788	21.788	22.552	25.267	1'39.395	286,5	9:03'30.399
3	29.420	21.654	22.460	25.168	1'38.702	280,5	9:05'09.101
4	29.546	21.504	22.344	25.894	1'39.288	286,5	9:06'48.389
5	29.457	21.355	22.247	25.115	1'38.174	291,1	9:08'26.563
6	29.283	26.086	22.876	25.270	1'43.515	279,8	9:10'10.078
7	29.578	21.549	22.270	25.124	1'38.521	288,8	9:11'48.599
8	29.425	21.360	22.514	24.926	1'38.225	291,9	9:13'26.824
9	29.283	21.463	22.398	25.033	1'38.177	294,3	9:15'05.001

10° 76 L. BAZ (1'38.922)							
Lap	Seg.1	Seg.2	Seg.3	Seg.4	Lap Time	km/h	Local Time
1		22.896	23.756	25.837		268,0	9:01'45.169
2	30.003	22.488	22.905	25.429	1'40.825	287,2	9:03'25.994
3	29.910	21.817	22.798	25.348	1'39.873	282,7	9:05'05.867
4	29.874	21.934	23.178	25.532	1'40.518	285,0	9:06'46.385
5	29.655	21.837	22.603	25.364	1'39.459	284,2	9:08'25.844
6	29.787	23.135	24.263	25.277	1'42.462	283,5	9:10'08.306
7	29.625	21.554	22.545	25.198	1'38.922	287,2	9:11'47.228
8	29.605	21.602	22.551	25.178	1'38.936	288,0	9:13'26.164
9	29.524	21.693	22.691	25.311	1'39.219	287,2	9:15'05.383

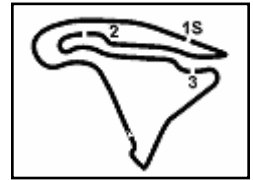
6° 19 A. BAUTISTA (1'38.242)							
Lap	Seg.1	Seg.2	Seg.3	Seg.4	Lap Time	km/h	Local Time
1							
2							
3							

11° 11 S. CORTESE (1'38.967)							
Lap	Seg.1	Seg.2	Seg.3	Seg.4	Lap Time	km/h	Local Time
1		24.637	23.397	30.024		238,4	9:01'56.132
2	31.205	22.953	23.674	26.299	1'44.131	268,0	9:03'40.263
3	29.936	22.127	22.981	25.481	1'40.525	286,5	9:05'20.788

29/09/2019 P = Pits In/Out - C = Lap Time Cancelled

These data/results cannot be reproduced, stored and/or transmitted in whole or in part by any manner of electronic, mechanical, photocopying, recording, broadcasting or otherwise now known or herein after developed without the previous express consent by the copyright owner, except for reproduction in daily press and regular printed publications on sale to the public within 60 days of the event related to those data/results and always provided that copyright symbol appears together as follows below.

© DORNA WSBK ORGANIZATION Srl 2019



Magny-Cours 4.411 m

Pirelli French Round, 27-29 September 2019 Chronological Analysis Warm Up

2 / 2

4	29.759	21.757	22.860	25.458	1'39.834	289,5	9:07'00.622	7	29.648	21.969	22.656	25.895	1'40.168	287,2	9:11'57.001
5	29.876	22.601	24.805	26.363	1'43.645	288,8	9:08'44.267	8	30.154	21.861	22.582	25.642	1'40.239	286,5	9:13'37.240
6	29.518	21.685	22.601	25.327	1'39.131	285,0	9:10'23.398	9	29.893	21.907	22.851	25.904	1'40.555	284,2	9:15'17.795
7	29.421	21.684	22.548	25.314	1'38.967	283,5	9:12'02.365								
8	29.681	21.601	22.675	25.322	1'39.279	288,0	9:13'41.644								
9	30.325	23.522	23.594	26.253	1'43.694	266,0	9:15'25.338								

12° 36 L. MERCADO (1'39.028)

Lap	Seg.1	Seg.2	Seg.3	Seg.4	Lap Time	km/h	Local Time
1		23.524	23.623	26.448	244,3	9:01'50.231	
2	30.611	22.112	22.605	25.396	1'40.724	270,0	9:03'30.955
3	29.822	21.809	22.537	25.477	1'39.645	282,7	9:05'10.600
4	30.848	28.100	26.031	25.584	1'50.563	257,8	9:07'01.163
5	29.877	21.939	22.449	25.121	1'39.386	285,7	9:08'40.549
6	29.878	21.610	22.519	25.071	1'39.078	284,2	9:10'19.627
7	29.851	21.775	22.441	25.210	1'39.277	278,4	9:11'58.904
8	29.642	21.771	22.385	25.230	1'39.028	281,3	9:13'37.932
9	29.662	21.769	22.667	25.498	1'39.596	284,2	9:15'17.528

13° 21 M. RINALDI (1'39.213)

Lap	Seg.1	Seg.2	Seg.3	Seg.4	Lap Time	km/h	Local Time
1		24.125	24.688	28.581	246,0	9:01'53.211	
2	30.226	22.239	23.207	25.325	1'40.997	283,5	9:03'34.208
3	29.781	23.002	24.595	31.195	1'48.573C	285,0	9:05'22.781
4	30.031	22.032	22.528	25.300	1'39.891	276,2	9:07'02.672
5	29.559	21.837	22.587	25.230	1'39.213	282,0	9:08'41.885
6	29.505	25.413	26.995	27.815	1'49.728	284,2	9:10'31.613
7	29.482	21.975	22.626	25.644	1'39.727	287,2	9:12'11.340
8	29.870	22.005	23.174	25.684	1'40.733	278,4	9:13'52.073
9	29.604	21.971	22.535	25.179	1'39.289	279,8	9:15'31.362

14° 91 L. HASLAM (1'39.380)

Lap	Seg.1	Seg.2	Seg.3	Seg.4	Lap Time	km/h	Local Time
1		23.251	23.160	26.194	260,2	9:02'27.676	
2	31.367	21.338	23.263	25.495	1'41.463C	286,5	9:04'09.139
3	29.967	21.790	22.447	25.205	1'39.409	287,2	9:05'48.548
4	29.881	22.000	22.846	30.462	1'45.189	287,2	9:07'33.737
5	29.878	21.677	22.546	25.279	1'39.380	287,2	9:09'13.117
6	31.183	22.474	23.173	28.510	1'45.340P	285,7	9:10'58.457
7	1'16.491	21.686	22.576	25.206	2'25.959P	281,3	9:13'24.416
8	29.782	22.161	22.978	26.583	1'41.504C	289,5	9:15'05.920

15° 2 L. CAMIER (1'39.526)

Lap	Seg.1	Seg.2	Seg.3	Seg.4	Lap Time	km/h	Local Time
1		23.666	24.000	28.050	246,6	9:02'07.852	
2	30.243	22.125	23.031	25.410	1'40.809	288,0	9:03'48.661
3	29.834	22.128	22.768	25.337	1'40.067	290,3	9:05'28.728
4	29.816	21.693	22.782	25.275	1'39.566	290,3	9:07'08.294
5	29.713	21.731	22.770	25.312	1'39.526	290,3	9:08'47.820
6	29.861	21.760	22.810	25.428	1'39.859	291,1	9:10'27.679
7	29.770	21.731	22.792	25.390	1'39.683	289,5	9:12'07.362
8	35.058	22.267	22.763	25.318	1'45.406	220,9	9:13'52.768
9	29.869	21.610	22.745	25.593	1'39.817	291,1	9:15'32.585

16° 50 E. LAVERTY (1'39.917)

Lap	Seg.1	Seg.2	Seg.3	Seg.4	Lap Time	km/h	Local Time
1		22.883	23.814	26.257	255,3	9:01'45.990	
2	29.942	21.977	22.909	25.621	1'40.449	288,0	9:03'26.439
3	29.893	22.029	26.527	28.372	1'46.821	281,3	9:05'13.260
4	29.768	22.150	22.648	25.606	1'40.172	290,3	9:06'53.432
5	29.699	21.749	22.705	29.331	1'43.484	290,3	9:08'36.916
6	29.748	21.794	22.784	25.591	1'39.917	288,8	9:10'16.833

17° 81 J. TORRES (1'39.924)

Lap	Seg.1	Seg.2	Seg.3	Seg.4	Lap Time	km/h	Local Time
1		23.524	23.659	26.442	240,5	9:01'50.413	
2	30.524	22.142	22.655	25.595	1'40.916	280,5	9:03'31.329
3	34.139	22.232	22.955	25.601	1'44.927	280,5	9:05'16.256
4	29.902	22.048	22.497	25.477	1'39.924	281,3	9:06'56.180
5	29.929	30.940	23.055	25.639	1'49.563	281,3	9:08'45.743
6	29.884	21.890	23.381	25.439	1'40.594	286,5	9:10'26.337
7	30.125	22.024	22.995	26.536	1'41.680	279,1	9:12'08.017
8	29.975	23.614	22.739	26.130	1'42.458	276,9	9:13'50.475
9	30.018	21.843	22.555	25.542	1'39.958	278,4	9:15'30.433

18° 52 A. DELBIANCO (1'40.818)

Lap	Seg.1	Seg.2	Seg.3	Seg.4	Lap Time	km/h	Local Time
1		22.934	23.657	26.336	246,0	9:01'46.178	
2	30.288	21.985	22.937	28.193	1'43.403	269,3	9:03'29.581
3	33.179	23.682	24.690	25.724	1'47.275	279,1	9:05'16.856
4	30.415	22.026	23.168	25.612	1'41.221	278,4	9:06'58.077
5	30.338	21.849	23.035	25.596	1'40.818	278,4	9:08'38.895
6	31.733	22.080	22.763	28.585	1'45.161	265,4	9:10'24.056
7	30.363	22.009	23.645	28.253	1'44.270	277,6	9:12'08.326
8	30.307	21.960	23.033	25.531	1'40.831	275,5	9:13'49.157
9	34.057	22.651	25.774	29.563	1'52.045CP	275,5	9:15'41.202

19° 23 R. KIYONARI (1'41.156)

Lap	Seg.1	Seg.2	Seg.3	Seg.4	Lap Time	km/h	Local Time
1		24.010	24.334	27.179	255,3	9:02'04.267	
2	30.645	22.616	27.985	26.505	1'47.751	279,8	9:03'52.018
3	30.349	22.009	23.206	26.365	1'41.929	285,7	9:05'33.947
4	30.288	24.770	24.652	26.038	1'45.748C	286,5	9:07'19.695
5	30.298	21.858	23.240	25.760	1'41.156	286,5	9:09'00.851
6	30.107	24.218	26.225	33.858	1'54.408CP	288,0	9:10'55.259
7	1'14.348	32.061	23.818	26.390	2'36.617P	278,4	9:13'31.876
8	30.471	22.435	23.346	26.036	1'42.288	279,8	9:15'14.164

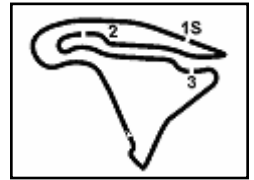
20° 20 S. BARRIER (1'41.215)

Lap	Seg.1	Seg.2	Seg.3	Seg.4	Lap Time	km/h	Local Time
1		22.983	23.337	26.510	252,9	9:01'46.663	
2	30.655	22.538	22.917	25.997	1'42.107	266,0	9:03'28.770
3	30.392	22.205	22.943	26.192	1'41.732	276,2	9:05'10.502
4	30.618	22.165	22.915	25.683	1'41.381	281,3	9:06'51.883
5	30.348	22.144	23.018	25.739	1'41.249	276,2	9:08'33.132
6	30.278	22.058	23.345	26.622	1'42.303	281,3	9:10'15.435
7	30.315	22.180	22.995	25.725	1'41.215	272,7	9:11'56.650
8	31.519	23.143	23.446	26.004	1'44.112C	275,5	9:13'40.762
9	30.487	22.294	23.028	29.078	1'44.887P	276,9	9:15'25.649

29/09/2019 P = Pits In/Out - C = Lap Time Cancelled

These data/results cannot be reproduced, stored and/or transmitted in whole or in part by any manner of electronic, mechanical, photocopying, recording, broadcasting or otherwise now known or herein after developed without the previous express consent by the copyright owner, except for reproduction in daily press and regular printed publications on sale to the public within 60 days of the event related to those data/results and always provided that copyright symbol appears together as follows below.

© DORNA WSBK ORGANIZATION Srl 2019



Magny-Cours 4.411 m

Pirelli French Round, 27-29 September 2019

Starting Grid - Tissot Superpole Race

10 Laps x 4,411 km = 44,110 km

Pos	No	Rider	Team	Time	Pos
1	1	REA J.	Kawasaki	1'53.955	1
2	21	RINALDI M.	Ducati	1'54.563	2
3	22	LOWES A.	Yamaha	1'55.427	3
4	2	CAMIER L.	Honda	1'55.977	4
5	33	MELANDRI M.	Yamaha	1'56.513	5
6	54	RAZGATLIOGLU T.	Kawasaki	1'57.091	6
7	28	REITERBERGER M.	BMW	1'58.294	7
8	60	VAN DER MARK M.	Yamaha	1'53.969	
9	91	HASLAM L.	Kawasaki	1'54.212	
10	50	LAVERTY E.	Ducati	1'55.460	
11	7	DAVIES C.	Ducati	1'56.271	
12	19	BAUTISTA A.	Ducati	1'56.534	
13	36	MERCADO L.	Kawasaki	1'57.373	
14	11	CORTESE S.	Yamaha	1'57.120	
15	20	BARRIER S.	Ducati	1'56.712	
16	81	TORRES J.	Kawasaki	1'58.928	
17	66	SYKES T.	BMW	1'55.155	
18	76	BAZ L.	Yamaha	1'54.670	
19	23	KIYONARI R.	Honda	1'55.838	
20	52	DELBIANCO A.	Honda	1'56.327	

29/09/2019 The Race Director

These data/results cannot be reproduced, stored and/or transmitted in whole or in part by any manner of electronic, mechanical, photocopying, recording, broadcasting or otherwise now known or herein after developed without the previous express consent by the copyright owner, except for reproduction in daily press and regular printed publications on sale to the public within 60 days of the event related to those data/results and always provided that copyright symbol appears together as follows below.

© DORNA WSBK ORGANIZATION Srl 2019

FKR PERUGIA TIMING



Official Tyre Supplier



Official Timekeeper