



Pirelli French Round, 27-29 September 2019

Results Warm Up

Magny-Cours 4.411 m

1 / 2

No.	Rider	Nat	Team	Bike	Class	Time	Gap	Rel.	Laps	Speed	
										Avg	Max
1	64 F. CARICASULO	ITA	BARDAHL Evan Bros. WorldSSP Team	Yamaha YZF R6		1'41.421			8	156,571	259,0
2	21 R. KRUMMENACHER	SUI	BARDAHL Evan Bros. WorldSSP Team	Yamaha YZF R6		1'42.055	0.634	0.634	8	155,598	258,4
3	44 L. MAHIAS	FRA	Kawasaki Puccetti Racing	Kawasaki ZX-6R		1'42.331	0.910	0.276	4	155,179	254,1
4	32 I. VINALES	ESP	Kallio Racing	Yamaha YZF R6		1'42.339	0.918	0.008	7	155,167	254,1
5	94 C. PEROLARI	FRA	GMT94 YAMAHA	Yamaha YZF R6		1'42.365	0.944	0.026	8	155,127	254,1
6	3 R. DE ROSA	ITA	MV AGUSTA Reparto Corse	MV Agusta F3 675		1'42.427	1.006	0.062	8	155,033	262,1
7	16 J. CLUZEL	FRA	GMT94 YAMAHA	Yamaha YZF R6		1'42.504	1.083	0.077	8	154,917	259,0
8	86 A. BADOVINI	ITA	Team Pedercini Racing	Kawasaki ZX-6R		1'42.591	1.170	0.087	8	154,786	252,9
9	36 T. GRADINGER	AUT	Kallio Racing	Yamaha YZF R6		1'42.701	1.280	0.110	8	154,620	254,1
10	78 H. OKUBO	JPN	Kawasaki Puccetti Racing	Kawasaki ZX-6R		1'43.052	1.631	0.351	8	154,093	256,5
11	56 P. SEBESTYEN	HUN	CIA Landlord Insurance Honda	Honda CBR600RR		1'43.146	1.725	0.094	8	153,953	255,9
12	11 K. SMITH	GBR	Team Pedercini Racing	Kawasaki ZX-6R	ESS	1'43.364	1.943	0.218	7	153,628	251,7
13	84 L. CRESSON	BEL	Kallio Racing	Yamaha YZF R6		1'43.480	2.059	0.116	8	153,456	259,0
14	38 H. SOOMER	EST	MPM WILSport Racedays	Honda CBR600RR		1'43.727	2.306	0.247	8	153,090	257,1
15	95 J. DANILO	FRA	CIA Landlord Insurance Honda	Honda CBR600RR		1'43.753	2.332	0.026	8	153,052	257,8
16	47 R. HARTOG	NED	Team Hartog - Against Cancer	Kawasaki ZX-6R		1'43.767	2.346	0.014	8	153,031	254,1
17	9 M. BAU	FRA	GMT94 YAMAHA	Yamaha YZF R6		1'43.881	2.460	0.114	8	152,863	255,3
18	22 F. FULIGNI	ITA	MV AGUSTA Reparto Corse	MV Agusta F3 675		1'44.119	2.698	0.238	8	152,514	257,1
19	61 G. RUIU	ITA	Team Toth	Yamaha YZF R6		1'44.397	2.976	0.278	8	152,108	252,9
20	69 G. POT	FRA	Team MHP Racing-Patrick Pons	Yamaha YZF R6		1'44.568	3.147	0.171	6	151,859	248,8
21	30 G. VAN STRAALEN	NED	EAB Racing Team	Kawasaki ZX-6R		1'44.695	3.274	0.127	8	151,675	254,1
22	31 D. VALLE	ESP	MS Racing	Yamaha YZF R6		1'44.729	3.308	0.034	8	151,626	255,9
23	4 C. STANGE	GER	GEMAR - Ciociaria Corse WorldSSP Team	Honda CBR600RR		1'44.920	3.499	0.191	8	151,350	255,9
24	48 X. NAVAND	FRA	Altogoo Racing Team	Yamaha YZF R6		1'45.604	4.183	0.684	9	150,369	256,5
25	10 N. CALERO	ESP	Orelac Racing VerdNatura	Kawasaki ZX-6R		1'45.844	4.423	0.240	8	150,028	248,3
26	74 J. VAN SIKKELERUS	NED	MPM WILSport Racedays	Honda CBR600RR		1'46.169	4.748	0.325	7	149,569	251,2
----- Out 107% in this Session -----											
27	53 G. SCONZA	ITA	GEMAR - Ciociaria Corse WorldSSP Team	Honda CBR600RR		1'49.162	7.741	2.993	8	145,468	235,8

Qualifying Lap Time (107% of 1'41.421): 1'48.521

N.4 is allowed to start the race according to Art. 1.15.6 (WUP)

AIR	Humidity:	72%	Temp:	15°C
TRACK	Condition:	Dry	Temp:	16°C

Records	Pole (SP2)	2018	F.Caricasulo	1'40.416	158,140	Km/h
	Race (RC)	2018	S.Cortese	1'41.185	156,940	Km/h
	All Times (SP2)	2018	F.Caricasulo	1'40.416	158,140	Km/h

Start 29/09/2019 09:25 End 09:42 The results are provisional until the end of the time limit for protests and appeals and the completion of the technical checks.

These data/results cannot be reproduced, stored and/or transmitted in whole or in part by any manner of electronic, mechanical, photocopying, recording, broadcasting or otherwise now known or herein after developed without the previous express consent by the copyright owner, except for reproduction in daily press and regular printed publications on sale to the public within 60 days of the event related to those data/results and always provided that copyright symbol appears together as follows below.

© DORNA WSBK ORGANIZATION Srl 2019



Pirelli French Round, 27-29 September 2019

Results Warm Up

Session Highlights

Local Time	No. Rider	Description
09.25.00		Start
09.25.21		WorldSSP Pit Intervention Time: 1min 0secs
09.31.14	36 T. GRADINGER	Current Lap Cancelled - Exceeded Track Limits - Turn 6
09.31.34	44 L. MAHIAS	Crashed - Turn 15
09.32.54	94 C. PEROLARI	Current Lap Cancelled - Exceeded Track Limits - Turn 6
09.33.09	84 L. CRESSON	Current Lap Cancelled - Exceeded Track Limits - Turn 6
09.33.23	16 J. CLUZEL	Current Lap Cancelled - Exceeded Track Limits - Turn 11
09.37.00	9 M. BAU	Current Lap Cancelled - Exceeded Track Limits - Turn 11
09.39.55	16 J. CLUZEL	Current Lap Cancelled - Exceeded Track Limits - Turn 6
09.40.10	30 G. VAN STRAALEN	Current Lap Cancelled - Exceeded Track Limits - Turn 6
09.42.07		End Of Session

Fastest Laps Sequence

No.	Rider	Nat	Team	Bike	Local Time	Time	Gap	Avg
94	C. PEROLARI	FRA	GMT94 YAMAHA	Yamaha YZF R6	09:28'37.424	1'44.633		151,765
86	A. BADOVINI	ITA	Team Pedercini Racing	Kawasaki ZX-6R	09:29'13.380	1'44.378	-0.255	152,136
44	L. MAHIAS	FRA	Kawasaki Puccetti Racing	Kawasaki ZX-6R	09:29'50.726	1'43.266	-1.112	153,774
36	T. GRADINGER	AUT	Kallio Racing	Yamaha YZF R6	09:30'22.555	1'43.104	-0.162	154,015
94	C. PEROLARI	FRA	GMT94 YAMAHA	Yamaha YZF R6	09:32'03.624	1'42.864	-0.240	154,375
86	A. BADOVINI	ITA	Team Pedercini Racing	Kawasaki ZX-6R	09:32'39.340	1'42.717	-0.147	154,596
64	F. CARICASULO	ITA	BARDAHL Evan Bros. WorldSSP Team	Yamaha YZF R6	09:34'05.878	1'42.406	-0.311	155,065
64	F. CARICASULO	ITA	BARDAHL Evan Bros. WorldSSP Team	Yamaha YZF R6	09:35'47.693	1'41.815	-0.591	155,965
64	F. CARICASULO	ITA	BARDAHL Evan Bros. WorldSSP Team	Yamaha YZF R6	09:40'53.797	1'41.421	-0.394	156,571

Start End The results are provisional until the end of the time limit for protests and appeals
29/09/2019 09:25 09:42 and the completion of the technical checks.

These data/results cannot be reproduced, stored and/or transmitted in whole or in part by any manner of electronic, mechanical, photocopying, recording, broadcasting or otherwise now known or herein after developed without the previous express consent by the copyright owner, except for reproduction in daily press and regular printed publications on sale to the public within 60 days of the event related to those data/results and always provided that copyright symbol appears together as follows below.

© DORNA WSBK ORGANIZATION Srl 2019

Pirelli French Round, 27-29 September 2019

Best Sectors & Speed Warm Up

BEST LAP			
1	64 F. CARICASULO	Yamaha YZF R6	1'41.421
2	21 R. KRUMMENACHER	Yamaha YZF R6	1'42.055
3	44 L. MAHIAS	Kawasaki ZX-6R	1'42.331
4	32 I. VINALES	Yamaha YZF R6	1'42.339
5	94 C. PEROLARI	Yamaha YZF R6	1'42.365
6	3 R. DE ROSA	MV Agusta F3 675	1'42.427
7	16 J. CLUZEL	Yamaha YZF R6	1'42.504
8	86 A. BADOVINI	Kawasaki ZX-6R	1'42.591
9	36 T. GRADINGER	Yamaha YZF R6	1'42.701
10	78 H. OKUBO	Kawasaki ZX-6R	1'43.052
11	56 P. SEBESTYEN	Honda CBR600RR	1'43.146
12	11 K. SMITH	Kawasaki ZX-6R	1'43.364
13	84 L. CRESSON	Yamaha YZF R6	1'43.480
14	38 H. SOOMER	Honda CBR600RR	1'43.727
15	95 J. DANILO	Honda CBR600RR	1'43.753
16	47 R. HARTOG	Kawasaki ZX-6R	1'43.767
17	9 M. BAU	Yamaha YZF R6	1'43.881
18	22 F. FULIGNI	MV Agusta F3 675	1'44.119
19	61 G. RUIJU	Yamaha YZF R6	1'44.397
20	69 G. POT	Yamaha YZF R6	1'44.568
21	30 G. VAN STRAALEN	Kawasaki ZX-6R	1'44.695
22	31 D. VALLE	Yamaha YZF R6	1'44.729
23	4 C. STANGE	Honda CBR600RR	1'44.920
24	48 X. NAVAND	Yamaha YZF R6	1'45.604
25	10 N. CALERO	Kawasaki ZX-6R	1'45.844
26	74 J. VAN SIKKELERUS	Honda CBR600RR	1'46.169
27	53 G. SCONZA	Honda CBR600RR	1'49.162

SPEED			
1	3 R. DE ROSA	MV Agusta F3 675	262,1
2	16 J. CLUZEL	Yamaha YZF R6	259,0
3	64 F. CARICASULO	Yamaha YZF R6	259,0
4	84 L. CRESSON	Yamaha YZF R6	259,0
5	21 R. KRUMMENACHER	Yamaha YZF R6	258,4
6	95 J. DANILO	Honda CBR600RR	257,8
7	38 H. SOOMER	Honda CBR600RR	257,1
8	22 F. FULIGNI	MV Agusta F3 675	257,1
9	78 H. OKUBO	Kawasaki ZX-6R	256,5
10	48 X. NAVAND	Yamaha YZF R6	256,5
11	56 P. SEBESTYEN	Honda CBR600RR	255,9
12	4 C. STANGE	Honda CBR600RR	255,9
13	31 D. VALLE	Yamaha YZF R6	255,9
14	9 M. BAU	Yamaha YZF R6	255,3
15	44 L. MAHIAS	Kawasaki ZX-6R	254,1
16	30 G. VAN STRAALEN	Kawasaki ZX-6R	254,1
17	32 I. VINALES	Yamaha YZF R6	254,1
18	94 C. PEROLARI	Yamaha YZF R6	254,1
19	47 R. HARTOG	Kawasaki ZX-6R	254,1
20	36 T. GRADINGER	Yamaha YZF R6	254,1
21	61 G. RUIJU	Yamaha YZF R6	252,9
22	86 A. BADOVINI	Kawasaki ZX-6R	252,9
23	11 K. SMITH	Kawasaki ZX-6R	251,7
24	74 J. VAN SIKKELERUS	Honda CBR600RR	251,2
25	69 G. POT	Yamaha YZF R6	248,8
26	10 N. CALERO	Kawasaki ZX-6R	248,3
27	53 G. SCONZA	Honda CBR600RR	235,8

SEG. 1		
1	64 F. CARICASULO	30.679
2	21 R. KRUMMENACHER	30.968
3	78 H. OKUBO	31.027
4	44 L. MAHIAS	31.066
5	16 J. CLUZEL	31.096
6	94 C. PEROLARI	31.124
7	32 I. VINALES	31.124
8	3 R. DE ROSA	31.132
9	56 P. SEBESTYEN	31.190
10	36 T. GRADINGER	31.235
11	11 K. SMITH	31.300
12	84 L. CRESSON	31.314
13	95 J. DANILO	31.332
14	86 A. BADOVINI	31.340
15	38 H. SOOMER	31.360
16	22 F. FULIGNI	31.453
17	47 R. HARTOG	31.487
18	9 M. BAU	31.549
19	31 D. VALLE	31.574
20	61 G. RUIJU	31.593
21	4 C. STANGE	31.632
22	48 X. NAVAND	31.676
23	30 G. VAN STRAALEN	31.724
24	69 G. POT	31.761
25	74 J. VAN SIKKELERUS	32.009
26	10 N. CALERO	32.039
27	53 G. SCONZA	33.300

SEG. 2		
1	64 F. CARICASULO	22.025
2	32 I. VINALES	22.175
3	21 R. KRUMMENACHER	22.293
4	16 J. CLUZEL	22.298
5	86 A. BADOVINI	22.302
6	94 C. PEROLARI	22.313
7	44 L. MAHIAS	22.396
8	3 R. DE ROSA	22.398
9	36 T. GRADINGER	22.431
10	95 J. DANILO	22.493
11	11 K. SMITH	22.497
12	38 H. SOOMER	22.503
13	78 H. OKUBO	22.507
14	84 L. CRESSON	22.539
15	47 R. HARTOG	22.583
16	22 F. FULIGNI	22.643
17	56 P. SEBESTYEN	22.659
18	9 M. BAU	22.766
19	69 G. POT	22.782
20	61 G. RUIJU	22.783
21	4 C. STANGE	22.787
22	30 G. VAN STRAALEN	22.815
23	31 D. VALLE	22.934
24	48 X. NAVAND	23.069
25	74 J. VAN SIKKELERUS	23.125
26	10 N. CALERO	23.264
27	53 G. SCONZA	23.750

SEG. 3		
1	32 I. VINALES	22.892
2	64 F. CARICASULO	22.929
3	44 L. MAHIAS	22.941
4	86 A. BADOVINI	22.954
5	36 T. GRADINGER	22.988
6	21 R. KRUMMENACHER	23.007
7	78 H. OKUBO	23.073
8	94 C. PEROLARI	23.077
9	56 P. SEBESTYEN	23.100
10	16 J. CLUZEL	23.106
11	3 R. DE ROSA	23.123
12	11 K. SMITH	23.162
13	38 H. SOOMER	23.250
14	9 M. BAU	23.367
15	69 G. POT	23.396
16	84 L. CRESSON	23.457
17	95 J. DANILO	23.471
18	4 C. STANGE	23.507
19	61 G. RUIJU	23.508
20	47 R. HARTOG	23.540
21	22 F. FULIGNI	23.564
22	48 X. NAVAND	23.612
23	30 G. VAN STRAALEN	23.662
24	31 D. VALLE	23.669
25	10 N. CALERO	23.739
26	74 J. VAN SIKKELERUS	23.802
27	53 G. SCONZA	24.929

SEG. 4		
1	64 F. CARICASULO	25.550
2	21 R. KRUMMENACHER	25.732
3	3 R. DE ROSA	25.759
4	94 C. PEROLARI	25.790
5	36 T. GRADINGER	25.802
6	44 L. MAHIAS	25.813
7	86 A. BADOVINI	25.913
8	16 J. CLUZEL	25.918
9	32 I. VINALES	25.926
10	9 M. BAU	25.946
11	38 H. SOOMER	26.038
12	11 K. SMITH	26.044
13	84 L. CRESSON	26.108
14	78 H. OKUBO	26.121
15	56 P. SEBESTYEN	26.122
16	47 R. HARTOG	26.157
17	95 J. DANILO	26.307
18	22 F. FULIGNI	26.357
19	61 G. RUIJU	26.364
20	31 D. VALLE	26.382
21	69 G. POT	26.421
22	30 G. VAN STRAALEN	26.442
23	10 N. CALERO	26.593
24	4 C. STANGE	26.720
25	74 J. VAN SIKKELERUS	26.816
26	48 X. NAVAND	26.839
27	53 G. SCONZA	26.922

29/09/2019

These data/results cannot be reproduced, stored and/or transmitted in whole or in part by any manner of electronic, mechanical, photocopying, recording, broadcasting or otherwise now known or herein after developed without the previous express consent by the copyright owner, except for reproduction in daily press and regular printed publications on sale to the public within 60 days of the event related to those data/results and always provided that copyright symbol appears together as follows below.

© DORNA WSBK ORGANIZATION Srl 2019

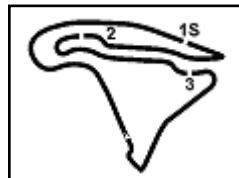
FICR PERUGIA TIMING



Official Tyre Supplier



Official Timekeeper



Magny-Cours 4.411 m

Pirelli French Round, 27-29 September 2019

Ideal Times Warm Up

No.	Rider	Nat	Bike	Seg. 1	Seg. 2	Seg. 3	Seg. 4	Ideal Time		
				Diff. 1	Diff. 2	Diff. 3	Diff. 4	Best Lap	Pos.	Diff.
1	64 F. CARICASULO	ITA	Yamaha YZF R6	30.679 +0.238	22.025	22.929	25.550	1'41.183 1'41.421	1	0.238
2	21 R. KRUMMENACHER	SUI	Yamaha YZF R6	30.968	22.293 +0.034	23.007 +0.021	25.732	1'42.000 1'42.055	2	0.055
3	32 I. VINALES	ESP	Yamaha YZF R6	31.124	22.175	22.892	25.926 +0.222	1'42.117 1'42.339	4	0.222
4	44 L. MAHIAS	FRA	Kawasaki ZX-6R	31.066	22.396	22.941	25.813 +0.115	1'42.216 1'42.331	3	0.115
5	94 C. PEROLARI	FRA	Yamaha YZF R6	31.124	22.313 +0.061	23.077	25.790	1'42.304 1'42.365	5	0.061
6	3 R. DE ROSA	ITA	MV Agusta F3 675	31.132	22.398	23.123 +0.015	25.759	1'42.412 1'42.427	6	0.015
7	16 J. CLUZEL	FRA	Yamaha YZF R6	31.096	22.298	23.106 +0.044	25.918 +0.042	1'42.418 1'42.504	7	0.086
8	36 T. GRADINGER	AUT	Yamaha YZF R6	31.235	22.431	22.988	25.802 +0.245	1'42.456 1'42.701	9	0.245
9	86 A. BADOVINI	ITA	Kawasaki ZX-6R	31.340	22.302	22.954 +0.007	25.913 +0.075	1'42.509 1'42.591	8	0.082
10	78 H. OKUBO	JPN	Kawasaki ZX-6R	31.027	22.507 +0.033	23.073 +0.039	26.121 +0.252	1'42.728 1'43.052	10	0.324
11	11 K. SMITH	GBR	Kawasaki ZX-6R	31.300 +0.270	22.497 +0.012	23.162 +0.079	26.044	1'43.003 1'43.364	12	0.361
12	56 P. SEBESTYEN	HUN	Honda CBR600RR	31.190 +0.075	22.659	23.100	26.122	1'43.071 1'43.146	11	0.075
13	38 H. SOOMER	EST	Honda CBR600RR	31.360 +0.449	22.503	23.250	26.038 +0.127	1'43.151 1'43.727	14	0.576
14	84 L. CRESSON	BEL	Yamaha YZF R6	31.314	22.539	23.457 +0.062	26.108	1'43.418 1'43.480	13	0.062
15	95 J. DANILO	FRA	Honda CBR600RR	31.332	22.493 +0.047	23.471 +0.103	26.307	1'43.603 1'43.753	15	0.150
16	9 M. BAU	FRA	Yamaha YZF R6	31.549 +0.162	22.766 +0.091	23.367	25.946	1'43.628 1'43.881	17	0.253
17	47 R. HARTOG	NED	Kawasaki ZX-6R	31.487	22.583	23.540	26.157	1'43.767 1'43.767	16	
18	22 F. FULIGNI	ITA	MV Agusta F3 675	31.453	22.643 +0.092	23.564 +0.005	26.357 +0.005	1'44.017 1'44.119	18	0.102
19	61 G. RUIJU	ITA	Yamaha YZF R6	31.593 +0.061	22.783	23.508 +0.088	26.364	1'44.248 1'44.397	19	0.149
20	69 G. POT	FRA	Yamaha YZF R6	31.761 +0.146	22.782	23.396 +0.062	26.421	1'44.360 1'44.568	20	0.208
21	31 D. VALLE	ESP	Yamaha YZF R6	31.574 +0.106	22.934 +0.048	23.669 +0.016	26.382	1'44.559 1'44.729	22	0.170
22	30 G. VAN STRAALEN	NED	Kawasaki ZX-6R	31.724	22.815	23.662 +0.052	26.442	1'44.643 1'44.695	21	0.052
23	4 C. STANGE	GER	Honda CBR600RR	31.632 +0.008	22.787	23.507	26.720 +0.266	1'44.646 1'44.920	23	0.274
24	48 X. NAVAND	FRA	Yamaha YZF R6	31.676 +0.021	23.069	23.612 +0.053	26.839 +0.334	1'45.196 1'45.604	24	0.408
25	10 N. CALERO	ESP	Kawasaki ZX-6R	32.039 +0.111	23.264	23.739	26.593 +0.098	1'45.635 1'45.844	25	0.209
26	74 J. VAN SIKKELERUS	NED	Honda CBR600RR	32.009 +0.370	23.125	23.802 +0.047	26.816	1'45.752 1'46.169	26	0.417
27	53 G. SCONZA	ITA	Honda CBR600RR	33.300	23.750 +0.122	24.929 +0.139	26.922	1'48.901 1'49.162	27	0.261
Overall Ideal Time				30.679	22.025	22.892	25.550	1'41.146		

29/09/2019

These data/results cannot be reproduced, stored and/or transmitted in whole or in part by any manner of electronic, mechanical, photocopying, recording, broadcasting or otherwise now known or herein after developed without the previous express consent by the copyright owner, except for reproduction in daily press and regular printed publications on sale to the public within 60 days of the event related to those data/results and always provided that copyright symbol appears together as follows below.

© DORNA WSBK ORGANIZATION Srl 2019

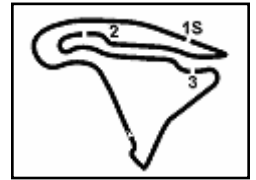
FICR PERUGIA TIMING



Official Tyre Supplier



Official Timekeeper



Pirelli French Round, 27-29 September 2019

Chronological Analysis Warm Up

1 / 3
1° 64 F. CARICASULO (1'41.421)

Lap	Seg.1	Seg.2	Seg.3	Seg.4	Lap Time	km/h	Local Time
1		26.194	25.070	27.679		195,3	9:27'01.057
2	32.715	29.727	25.584	27.047	1'55.073	245,5	9:28'56.130
3	31.912	22.546	23.303	26.357	1'44.118	255,3	9:30'40.248
4	31.001	22.442	23.274	26.507	1'43.224	257,1	9:32'23.472
5	31.286	22.308	22.964	25.848	1'42.406	256,5	9:34'05.878
6	30.859	22.345	22.982	25.629	1'41.815	259,0	9:35'47.693
7	30.679	22.406	23.313	25.835	1'42.233	257,8	9:37'29.926
8	31.221	22.284	23.023	25.922	1'42.450	258,4	9:39'12.376
9	30.917	22.025	22.929	25.550	1'41.421	257,1	9:40'53.797

6	31.278	22.619	23.229	26.765	1'43.891	259,6	9:35'59.344
7	31.645	22.508	23.123	25.907	1'43.183	259,6	9:37'42.527
8	31.250	22.579	23.182	26.114	1'43.125	256,5	9:39'25.652
9	31.132	22.398	23.138	25.759	1'42.427	262,1	9:41'08.079

7° 16 J. CLUZEL (1'42.504)

Lap	Seg.1	Seg.2	Seg.3	Seg.4	Lap Time	km/h	Local Time
1		24.202	24.266	26.818		242,2	9:26'53.468
2	31.486	22.734	24.332	27.820	1'46.372	254,7	9:28'39.840
3	31.220	22.827	23.106	26.186	1'43.339	257,8	9:30'23.179
4	31.136	22.661	23.217	26.062	1'43.076	259,0	9:32'06.255
5	31.371	22.394	26.297	27.715	1'47.777C	253,5	9:33'54.032
6	31.182	22.369	23.108	25.918	1'42.577	257,1	9:35'36.609
7	31.096	22.298	23.150	25.960	1'42.504	258,4	9:37'19.113
8	31.327	23.488	23.499	27.033	1'45.347	252,3	9:39'04.460
9	31.110	23.704	24.710	26.286	1'45.810C	257,8	9:40'50.270

2° 21 R. KRUMMENACHER (1'42.055)

Lap	Seg.1	Seg.2	Seg.3	Seg.4	Lap Time	km/h	Local Time
1		26.658	25.142	31.975		196,7	9:27'06.325
2	44.336	23.314	23.797	26.450	1'57.897P	248,8	9:29'04.222
3	32.103	22.675	23.755	26.248	1'44.781	252,3	9:30'49.003
4	31.973	22.781	23.402	26.709	1'44.865	253,5	9:32'33.868
5	31.158	22.358	23.297	25.878	1'42.691	256,5	9:34'16.559
6	31.168	22.365	23.007	26.223	1'42.763	258,4	9:35'59.322
7	31.405	22.293	23.045	25.911	1'42.654	255,3	9:37'41.976
8	31.121	22.630	23.108	26.046	1'42.905	257,8	9:39'24.881
9	30.968	22.327	23.028	25.732	1'42.055	257,8	9:41'06.936

8° 86 A. BADOVINI (1'42.591)

Lap	Seg.1	Seg.2	Seg.3	Seg.4	Lap Time	km/h	Local Time
1		27.412	25.136	27.379		211,8	9:27'29.002
2	31.883	22.793	23.360	26.342	1'44.378	249,4	9:29'13.380
3	31.559	22.550	23.221	25.913	1'43.243	251,7	9:30'56.623
4	31.382	22.370	22.954	26.011	1'42.717	252,3	9:32'39.340
5	32.343	22.651	23.917	27.305	1'46.216	251,2	9:34'25.556
6	31.381	22.407	23.225	26.769	1'43.782	252,9	9:36'09.338
7	31.451	22.846	23.127	26.093	1'43.517	251,2	9:37'52.855
8	31.367	22.966	23.440	26.255	1'44.028	252,9	9:39'36.883
9	31.340	22.302	22.961	25.988	1'42.591	252,3	9:41'19.474

3° 44 L. MAHIAS (1'42.331)

Lap	Seg.1	Seg.2	Seg.3	Seg.4	Lap Time	km/h	Local Time
1		26.129	24.108	26.532		196,0	9:28'07.460
2	31.590	22.758	23.105	25.813	1'43.266	248,3	9:29'50.726
3	31.132	22.588	22.960	1'16.022	2'32.702P	254,1	9:32'23.428
4	5'53.413	23.093	23.402	26.118	7'06.026P	250,0	9:39'29.454
5	31.066	22.396	22.941	25.928	1'42.331	253,5	9:41'11.785

9° 36 T. GRADINGER (1'42.701)

Lap	Seg.1	Seg.2	Seg.3	Seg.4	Lap Time	km/h	Local Time
1		24.043	24.064	26.742		239,5	9:26'54.806
2	31.910	23.241	23.400	26.094	1'44.645	254,1	9:28'39.451
3	31.370	22.585	23.152	25.997	1'43.104	251,2	9:30'22.555
4	31.610	23.952	24.071	26.294	1'45.927C	251,2	9:32'08.482
5	31.397	22.506	23.173	25.977	1'43.053	252,3	9:33'51.535
6	31.434	22.654	23.105	25.802	1'42.995	250,6	9:35'34.530
7	31.781	25.244	23.403	26.245	1'46.673	247,7	9:37'21.203
8	31.235	22.431	22.988	26.047	1'42.701	252,3	9:39'03.904
9	31.309	22.632	40.776	37.630	2'12.347	253,5	9:41'16.251

4° 32 I. VINALES (1'42.339)

Lap	Seg.1	Seg.2	Seg.3	Seg.4	Lap Time	km/h	Local Time
1		26.609	25.210	31.683		218,6	9:27'11.415
2	1'24.058	23.853	23.539	26.439	2'37.889P	249,4	9:29'49.304
3	32.186	22.610	23.236	26.593	1'44.625	248,8	9:31'33.929
4	31.478	22.331	23.016	26.129	1'42.954	252,9	9:33'16.883
5	31.797	23.094	23.013	26.471	1'44.375	249,4	9:35'01.258
6	31.186	22.213	23.022	25.926	1'42.347	254,1	9:36'43.605
7	31.453	24.092	23.652	26.186	1'45.383	251,7	9:38'28.988
8	31.124	22.175	22.892	26.148	1'42.339	254,1	9:40'11.327

10° 78 H. OKUBO (1'43.052)

Lap	Seg.1	Seg.2	Seg.3	Seg.4	Lap Time	km/h	Local Time
1		24.115	24.133	27.023		238,9	9:26'54.389
2	31.730	22.939	23.612	27.641	1'45.922	254,1	9:28'40.311
3	31.199	22.718	23.303	31.303	1'48.523	256,5	9:30'28.834
4	31.521	22.922	23.440	26.525	1'44.408	252,9	9:32'13.242
5	31.216	22.681	23.399	26.130	1'43.426	252,9	9:33'56.668
6	31.382	22.544	23.073	26.121	1'43.120	252,9	9:35'39.788
7	31.463	22.507	23.220	26.309	1'43.499	251,7	9:37'23.287
8	31.275	29.904	23.290	26.196	1'50.665	252,9	9:39'13.952
9	31.027	22.540	23.112	26.373	1'43.052	255,9	9:40'57.004

5° 94 C. PEROLARI (1'42.365)

Lap	Seg.1	Seg.2	Seg.3	Seg.4	Lap Time	km/h	Local Time
1		23.947	24.430	26.686		247,7	9:26'52.791
2	31.843	22.948	23.781	26.061	1'44.633	248,8	9:28'37.424
3	31.647	22.374	23.404	25.911	1'43.336	251,7	9:30'20.760
4	31.408	22.404	23.260	25.792	1'42.864	250,6	9:32'03.624
5	31.355	23.074	26.707	28.463	1'49.599C	250,6	9:33'53.223
6	31.444	22.313	23.174	25.816	1'42.747	251,7	9:35'35.970
7	31.244	23.156	23.624	25.971	1'43.995	254,1	9:37'19.965
8	31.124	22.374	23.077	25.790	1'42.365	254,1	9:39'02.330
9	31.520	25.040	24.307	27.325	1'48.192	251,7	9:40'50.522

11° 56 P. SEBESTYEN (1'43.146)

Lap	Seg.1	Seg.2	Seg.3	Seg.4	Lap Time	km/h	Local Time
1		26.335	25.206	27.581		198,9	9:27'01.742
2	32.294	26.869	28.188	28.447	1'55.798	247,1	9:28'57.540
3	31.890	23.436	24.259	26.909	1'46.494	251,7	9:30'44.034
4	31.808	23.008	23.886	26.708	1'45.410	251,7	9:32'29.444
5	31.483	22.730	23.439	26.431	1'44.083	252,9	9:34'13.527
6	31.190	22.971	23.344	26.392	1'43.897	254,1	9:35'57.424
7	31.431	22.838	23.327	26.409	1'44.005	251,7	9:37'41.429

6° 3 R. DE ROSA (1'42.427)

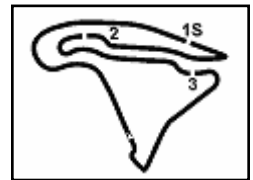
Lap	Seg.1	Seg.2	Seg.3	Seg.4	Lap Time	km/h	Local Time
1		26.345	25.013	27.652		201,5	9:27'01.331
2	32.782	26.967	27.538	28.151	1'55.438	237,4	9:28'56.769
3	32.233	23.082	25.349	26.888	1'47.552	250,6	9:30'44.321
4	31.549	22.811	23.423	29.307	1'47.090	254,7	9:32'31.411
5	31.729	23.005	23.289	26.019	1'44.042	255,3	9:34'15.453

29/09/2019

P = Pits In/Out - C = Lap Time Cancelled

These data/results cannot be reproduced, stored and/or transmitted in whole or in part by any manner of electronic, mechanical, photocopying, recording, broadcasting or otherwise now known or herein after developed without the previous express consent by the copyright owner, except for reproduction in daily press and regular printed publications on sale to the public within 60 days of the event related to those data/results and always provided that copyright symbol appears together as follows below.

© DORNA WSBK ORGANIZATION Srl 2019



Magny-Cours 4.411 m

Pirelli French Round, 27-29 September 2019

Chronological Analysis Warm Up

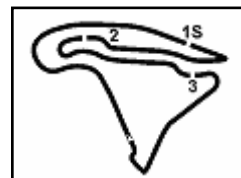
2 / 3

12°								17°								
11 K. SMITH (1'43.364)								9 M. BAU (1'43.881)								
Lap	Seg.1	Seg.2	Seg.3	Seg.4	Lap Time	km/h	Local Time	Lap	Seg.1	Seg.2	Seg.3	Seg.4	Lap Time	km/h	Local Time	
1		23.970	24.631	27.139		242,7	9:28'02.342	1		25.478	24.822	27.201		231,8	9:26'57.804	
2	32.362	23.129	23.651	26.608	1'45.750	247,1	9:29'48.092	2	32.495	23.398	23.813	26.303	1'46.009	251,7	9:28'43.813	
3	32.009	23.035	23.377	26.349	1'44.770	246,6	9:31'32.862	3	31.849	23.216	24.472	26.958	1'46.495	250,6	9:30'30.308	
4	31.711	22.553	23.475	26.110	1'43.849	247,7	9:33'16.711	4	31.707	23.087	23.516	26.760	1'45.070	255,3	9:32'15.378	
5	31.570	22.509	23.241	26.044	1'43.364	248,3	9:35'00.075	5	31.657	22.987	23.605	26.270	1'44.519	255,3	9:33'59.897	
6	31.502	22.497	23.823	26.263	1'44.085	249,4	9:36'44.160	6	31.648	22.835	23.560	26.227	1'44.270	250,0	9:35'44.167	
7	31.300	22.552	23.219	26.317	1'43.388	251,7	9:38'27.548	7	31.700	22.931	23.977	26.825	1'45.433C	248,8	9:37'29.600	
8	31.423	22.591	23.162	26.507	1'43.683	249,4	9:40'11.231	8	31.711	22.857	23.367	25.946	1'43.881	254,7	9:39'13.481	
								9	31.549	22.766	23.499	26.407	1'44.221	251,7	9:40'57.702	
13°								18°								
84 L. CRESSON (1'43.480)								22 F. FULIGNI (1'44.119)								
Lap	Seg.1	Seg.2	Seg.3	Seg.4	Lap Time	km/h	Local Time	Lap	Seg.1	Seg.2	Seg.3	Seg.4	Lap Time	km/h	Local Time	
1		25.592	24.823	28.145		221,8	9:26'58.962	1		26.062	25.141	28.259		219,5	9:27'02.868	
2	32.294	23.531	23.797	26.720	1'46.342	253,5	9:28'45.304	2	32.461	23.863	24.231	27.019	1'47.574	250,0	9:28'50.442	
3	32.157	23.256	23.821	26.619	1'45.853	254,1	9:30'31.157	3	32.276	23.345	24.002	27.663	1'47.286	253,5	9:30'37.728	
4	31.764	23.156	23.859	27.198	1'45.977	257,8	9:32'17.134	4	31.638	22.886	23.994	26.827	1'45.345	253,5	9:32'23.073	
5	31.726	23.925	25.543	26.652	1'47.846C	256,5	9:34'04.980	5	31.787	22.965	23.714	26.476	1'44.942	251,2	9:34'08.015	
6	31.806	22.976	23.457	26.460	1'44.699	252,9	9:35'49.679	6	31.639	22.648	23.666	26.357	1'44.310	255,9	9:35'52.325	
7	31.639	22.867	23.519	26.448	1'44.473	257,1	9:37'34.152	7	31.453	22.735	23.569	26.362	1'44.119	254,7	9:37'36.444	
8	31.558	22.708	23.663	26.583	1'44.512	257,8	9:39'18.664	8	31.504	23.663	23.828	30.935	1'49.930	254,7	9:39'26.374	
9	31.314	22.539	23.519	26.108	1'43.480	259,0	9:41'02.144	9	31.473	22.643	23.564	26.617	1'44.297	257,1	9:41'10.671	
14°								19°								
38 H. SOOMER (1'43.727)								61 G. RUIJU (1'44.397)								
Lap	Seg.1	Seg.2	Seg.3	Seg.4	Lap Time	km/h	Local Time	Lap	Seg.1	Seg.2	Seg.3	Seg.4	Lap Time	km/h	Local Time	
1		25.448	24.804	28.160		220,9	9:26'59.108	1		24.764	24.988	28.443		218,6	9:26'57.376	
2	32.268	23.137	23.817	26.794	1'46.016	257,1	9:28'45.124	2	32.135	23.553	23.958	27.060	1'46.706	244,9	9:28'44.082	
3	32.092	23.084	23.518	27.073	1'45.767	252,9	9:30'30.891	3	31.914	23.102	23.901	27.140	1'46.057	252,9	9:30'30.139	
4	31.905	23.087	23.720	26.596	1'45.308	255,3	9:32'16.199	4	31.642	22.986	23.623	26.866	1'45.117	251,2	9:32'15.256	
5	31.638	22.705	23.792	26.411	1'44.546	254,1	9:34'00.745	5	31.699	22.823	24.014	26.631	1'45.167	248,8	9:34'00.423	
6	31.500	22.806	23.323	26.112	1'43.741	257,1	9:35'44.486	6	31.593	23.309	23.508	26.791	1'45.201	250,0	9:35'45.624	
7	31.360	22.758	23.329	26.600	1'44.047	254,7	9:37'28.533	7	31.761	22.865	23.970	26.505	1'45.101	247,7	9:37'30.725	
8	31.809	22.503	23.250	26.165	1'43.727	249,4	9:39'12.260	8	31.654	22.783	23.596	26.364	1'44.397	247,7	9:39'15.122	
9	31.657	22.772	23.435	26.038	1'43.902	254,7	9:40'56.162	9	31.837	22.821	23.569	26.474	1'44.701	247,1	9:40'59.823	
15°								20°								
95 J. DANILO (1'43.753)								69 G. POT (1'44.568)								
Lap	Seg.1	Seg.2	Seg.3	Seg.4	Lap Time	km/h	Local Time	Lap	Seg.1	Seg.2	Seg.3	Seg.4	Lap Time	km/h	Local Time	
1		25.166	24.345	27.469		221,8	9:26'57.602	1			23.584	23.756	27.150	5'52.173P	242,7	9:32'23.938
2	32.031	23.259	23.742	26.978	1'46.010	256,5	9:28'43.612	2	31.894	23.068	23.396	26.426	1'44.784	247,7	9:34'08.722	
3	31.803	22.787	23.813	27.149	1'45.552	257,1	9:30'29.164	3	31.950	22.996	23.406	26.493	1'44.845	248,8	9:35'53.567	
4	31.586	22.796	23.611	26.612	1'44.605	255,3	9:32'13.769	4	31.907	22.782	23.458	26.421	1'44.568	246,0	9:37'38.135	
5	31.923	22.510	23.718	26.345	1'44.496	252,3	9:33'58.265	5	31.761	23.537	23.621	26.800	1'45.719	244,9	9:39'23.854	
6	31.564	22.562	23.522	26.318	1'43.966	254,7	9:35'42.231	6	32.001	23.172	28.952	26.894	1'51.019	244,9	9:41'14.873	
7	31.819	22.709	28.599	26.762	1'49.889	251,7	9:37'32.120									
8	31.480	22.493	23.471	26.858	1'44.302	254,7	9:39'16.422									
9	31.332	22.540	23.574	26.307	1'43.753	257,8	9:41'00.175									
16°								21°								
47 R. HARTOG (1'43.767)								30 G. VAN STRAALLEN (1'44.695)								
Lap	Seg.1	Seg.2	Seg.3	Seg.4	Lap Time	km/h	Local Time	Lap	Seg.1	Seg.2	Seg.3	Seg.4	Lap Time	km/h	Local Time	
1		24.250	25.000	27.549		238,9	9:26'53.957	1		24.994	24.699	27.409		225,9	9:26'55.806	
2	32.110	24.253	24.214	27.215	1'47.792	248,3	9:28'41.749	2	32.429	23.450	23.995	27.311	1'47.185	250,6	9:28'42.991	
3	31.907	22.856	24.173	26.823	1'45.759	248,3	9:30'27.508	3	32.396	23.422	24.071	27.817	1'47.706	251,2	9:30'30.697	
4	32.030	22.733	23.904	26.415	1'45.082	247,7	9:32'12.590	4	31.921	23.082	24.039	26.934	1'45.976	254,1	9:32'16.673	
5	31.906	22.861	23.821	26.292	1'44.880	247,7	9:33'57.470	5	31.876	23.689	24.001	26.700	1'46.266	252,9	9:34'02.939	
6	31.487	22.583	23.540	26.157	1'43.767	251,2	9:35'41.237	6	32.014	23.231	23.807	26.603	1'45.655	251,7	9:35'48.594	
7	31.520	23.217	29.998	26.811	1'51.546	251,2	9:37'32.783	7	31.913	22.829	23.662	26.509	1'44.913	251,7	9:37'33.507	
8	31.606	22.775	23.691	26.493	1'44.565	252,9	9:39'17.348	8	31.724	22.815	23.714	26.442	1'44.695	254,1	9:39'18.202	
9	31.549	22.616	23.704	26.230	1'44.099	254,1	9:41'01.447	9	31.891	23.928	24.532	26.437	1'46.788C	252,9	9:41'04.990	
22°								31 D. VALLE (1'44.729)								
Lap	Seg.1	Seg.2	Seg.3	Seg.4	Lap Time	km/h	Local Time	Lap	Seg.1	Seg.2	Seg.3	Seg.4	Lap Time	km/h	Local Time	
1								1		25.263	24.701	27.346		208,9	9:26'57.069	
2								2	32.271	23.223	23.941	26.786	1'46.221	251,2	9:28'43.290	

29/09/2019 P = Pits In/Out - C = Lap Time Cancelled

These data/results cannot be reproduced, stored and/or transmitted in whole or in part by any manner of electronic, mechanical, photocopying, recording, broadcasting or otherwise now known or herein after developed without the previous express consent by the copyright owner, except for reproduction in daily press and regular printed publications on sale to the public within 60 days of the event related to those data/results and always provided that copyright symbol appears together as follows below.

© DORNA WSBK ORGANIZATION Srl 2019



Magny-Cours 4.411 m

3 / 3

Pirelli French Round, 27-29 September 2019

Chronological Analysis Warm Up

3	32.073	23.191	23.721	27.636	1'46.621	252,3	9:30'29.911	5	33.426	23.950	25.208	26.961	1'49.545	235,8	9:34'28.482
4	31.782	22.934	23.673	26.711	1'45.100	250,0	9:32'15.011	6	33.512	24.189	25.070	27.037	1'49.808	232,3	9:36'18.290
5	31.891	23.415	23.941	26.893	1'46.140	251,2	9:34'01.151	7	33.300	23.872	25.068	26.922	1'49.162	233,8	9:38'07.452
6	31.614	23.025	23.705	26.544	1'44.888	255,9	9:35'46.039	8	33.572	23.901	25.098	31.572	1'54.143	230,8	9:40'01.595
7	31.574	23.124	23.866	26.589	1'45.153	247,1	9:37'31.192	9	33.516	23.750	24.929	27.103	1'49.298	233,8	9:41'50.893
8	31.583	22.945	23.669	26.669	1'44.866	253,5	9:39'16.058								
9	31.680	22.982	23.685	26.382	1'44.729	253,5	9:41'00.787								

23° 4 C. STANGE (1'44.920)							
Lap	Seg.1	Seg.2	Seg.3	Seg.4	Lap Time	km/h	Local Time
1		26.278	25.173	29.091		206,1	9:26'59.485
2	35.100	25.545	28.176	28.130	1'56.951	223,6	9:28'56.436
3	32.754	23.505	24.162	26.796	1'47.217	251,2	9:30'43.653
4	32.226	23.421	23.889	26.720	1'46.256	250,6	9:32'29.909
5	31.640	22.787	23.507	26.986	1'44.920	255,9	9:34'14.829
6	31.632	25.005	24.107	26.943	1'47.687	254,1	9:36'02.516
7	31.935	23.105	23.581	26.726	1'45.347	252,3	9:37'47.863
8	31.743	23.116	23.715	26.859	1'45.433	251,2	9:39'33.296
9	31.908	23.222	23.520	27.026	1'45.676	250,6	9:41'18.972

24° 48 X. NAVAND (1'45.604)							
Lap	Seg.1	Seg.2	Seg.3	Seg.4	Lap Time	km/h	Local Time
1							9:24'48.568
2	54.196	27.023	25.256	28.590	2'15.065P	201,5	9:27'03.633
3	33.616	24.209	24.965	27.448	1'50.238	253,5	9:28'53.871
4	32.181	23.673	23.984	27.284	1'47.122	252,3	9:30'40.993
5	31.837	23.447	23.724	27.352	1'46.360	254,7	9:32'27.353
6	31.738	23.299	23.742	26.839	1'45.618	252,9	9:34'12.971
7	31.676	23.325	23.612	27.790	1'46.403	254,7	9:35'59.374
8	33.534	26.446	24.690	27.736	1'52.406	248,8	9:37'51.780
9	31.737	23.603	23.964	26.857	1'46.161	253,5	9:39'37.941
10	31.697	23.069	23.665	27.173	1'45.604	256,5	9:41'23.545

25° 10 N. CALERO (1'45.844)							
Lap	Seg.1	Seg.2	Seg.3	Seg.4	Lap Time	km/h	Local Time
1		26.057	25.261	28.446		192,2	9:27'00.818
2	33.353	27.112	26.093	28.042	1'54.600	216,9	9:28'55.418
3	32.799	23.607	25.795	27.017	1'49.218	238,4	9:30'44.636
4	32.039	23.407	25.771	27.191	1'48.408	247,7	9:32'33.044
5	32.150	23.264	23.739	26.691	1'45.844	243,8	9:34'18.888
6	34.699	25.019	24.231	27.424	1'51.373	240,0	9:36'10.261
7	32.224	23.369	23.804	26.593	1'45.990	248,3	9:37'56.251
8	35.481	26.023	25.692	28.405	1'55.601	237,9	9:39'51.852
9	32.416	23.518	23.952	26.646	1'46.532	246,0	9:41'38.384

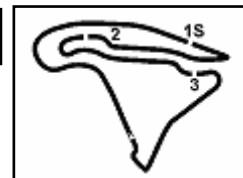
26° 74 J. VAN SIKKELERUS (1'46.169)							
Lap	Seg.1	Seg.2	Seg.3	Seg.4	Lap Time	km/h	Local Time
1		26.688	25.364	33.007		199,3	9:27'08.384
2	32.734	23.952	24.360	28.385	1'49.431	249,4	9:28'57.815
3	32.850	23.725	23.885	26.915	1'47.375	248,3	9:30'45.190
4	32.193	23.558	23.802	26.980	1'46.533	250,6	9:32'31.723
5	32.009	23.303	23.923	31.339	1'50.574P	251,2	9:34'22.297
6	1'34.228	24.466	25.305	37.836	3'01.835P	243,8	9:37'24.132
7	32.431	23.534	24.049	26.937	1'46.951	247,1	9:39'11.083
8	32.379	23.125	23.849	26.816	1'46.169	246,6	9:40'57.252

27° 53 G. SCONZA (1'49.162)							
Lap	Seg.1	Seg.2	Seg.3	Seg.4	Lap Time	km/h	Local Time
1		27.340	26.662	29.103		216,9	9:27'03.269
2	34.590	24.966	26.133	28.302	1'53.991	230,3	9:28'57.260
3	34.114	24.462	25.508	27.541	1'51.625	233,3	9:30'48.885
4	33.637	24.111	25.219	27.085	1'50.052	233,8	9:32'38.937

29/09/2019 P = Pits In/Out - C = Lap Time Cancelled

These data/results cannot be reproduced, stored and/or transmitted in whole or in part by any manner of electronic, mechanical, photocopying, recording, broadcasting or otherwise now known or herein after developed without the previous express consent by the copyright owner, except for reproduction in daily press and regular printed publications on sale to the public within 60 days of the event related to those data/results and always provided that copyright symbol appears together as follows below.

© DORNA WSBK ORGANIZATION Srl 2019



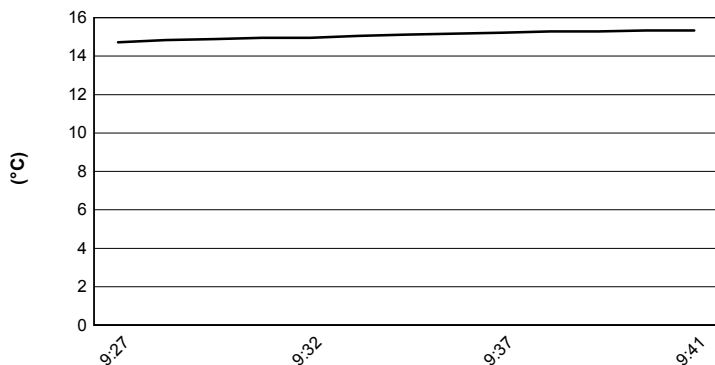
Magny-Cours 4.411 m

Pirelli French Round, 27-29 September 2019

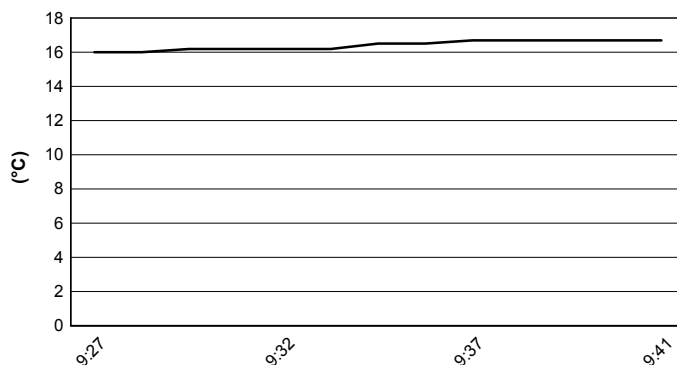
Weather Report Warm Up

Session started 09:25 - Session ended 9:42


Air Temperature



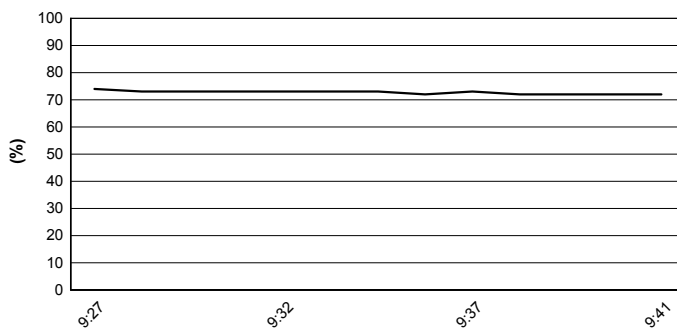
Track Temperature



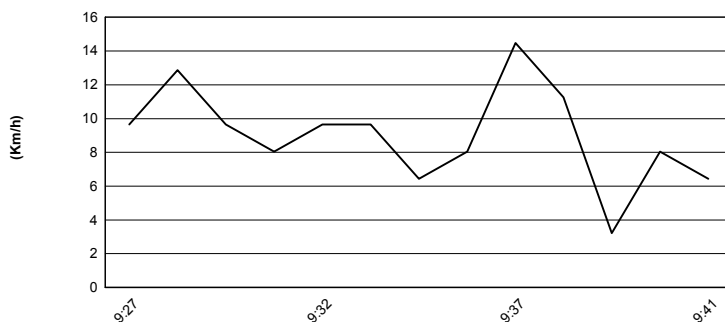
Air Pressure



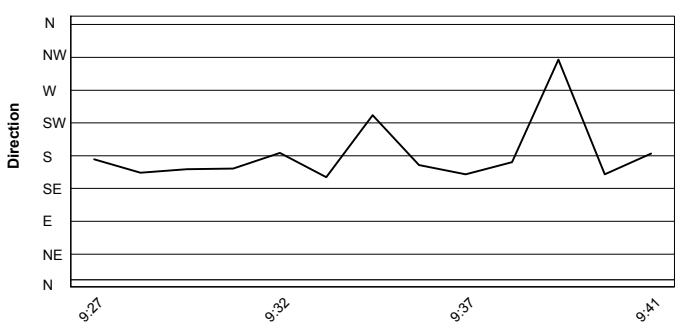
Humidity



Wind Speed



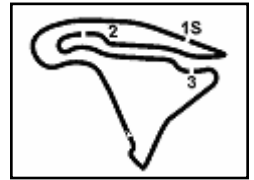
Wind Direction



29/09/2019

These data/results cannot be reproduced, stored and/or transmitted in whole or in part by any manner of electronic, mechanical, photocopying, recording, broadcasting or otherwise now known or herein after developed without the previous express consent by the copyright owner, except for reproduction in daily press and regular printed publications on sale to the public within 60 days of the event related to those data/results and always provided that copyright symbol appears together as follows below.

© DORNA WSBK ORGANIZATION Srl 2019



Magny-Cours 4.411 m

Pirelli French Round, 27-29 September 2019

Starting Grid

19 Laps x 4,411 km = 83,809 km

3	86 BADOVINI A. Kawasaki 1'58.440	2	16 CLUZEL J. Yamaha 1'57.097	1	11 SMITH K. Kawasaki 1'56.287	1
6	21 KRUMMENACHER R. Yamaha 1'59.025	5	44 MAHIAS L. Kawasaki 1'58.845	4	64 CARICASULO F. Yamaha 1'58.678	2
9	32 VINALES I. Yamaha 2'00.615	8	94 PEROLARI C. Yamaha 2'00.526	7	78 OKUBO H. Kawasaki 1'59.443	3
12	95 DANILO J. Honda 2'01.041	11	30 VAN STRAALEN G. Kawasaki 2'00.784	10	56 SEBESTYEN P. Honda 2'00.621	4
15	47 HARTOG R. Kawasaki 2'01.285	14	61 RUIU G. Yamaha 2'01.113	13	3 DE ROSA R. MV Agusta 2'01.092	5
18	74 VAN SIKKELERUS J Honda 2'02.736	17	9 BAU M. Yamaha 2'02.641	16	38 SOOMER H. Honda 2'01.908	6
21	36 GRADINGER T. Yamaha 2'03.374	20	22 FULIGNI F. MV Agusta 2'03.357	19	10 CALERO N. Kawasaki 2'02.791	7
24	69 POT G. Yamaha 2'06.630	23	31 VALLE D. Yamaha 2'06.220	22	84 CRESSON L. Yamaha 2'04.858	8
		26	4 STANGE C. Honda	25	48 NAVAND X. Yamaha 2'07.769	9

29/09/2019 The Race Director

These data/results cannot be reproduced, stored and/or transmitted in whole or in part by any manner of electronic, mechanical, photocopying, recording, broadcasting or otherwise now known or herein after developed without the previous express consent by the copyright owner, except for reproduction in daily press and regular printed publications on sale to the public within 60 days of the event related to those data/results and always provided that copyright symbol appears together as follows below.

© DORNA WSBK ORGANIZATION Srl 2019

FICR PERUGIA TIMING



Official Tyre Supplier



Official Timekeeper