

Magny-Cours 4.411 m

1 / 2

Pirelli French Round, 27-29 September 2019

Results Last Chance Race

Laps 12 = 52,932 Km - Time of Race 23'33.182 - Avg. 134,841 km/h

Pos	Grid	No.	Rider	Nat	Team	Bike	Class	LL	Gap	Rel.	Fastest Lap	Speed	Qualifying	Speed
1	10	57	L. LOI	BEL	2R Racing Team	Kawasaki Ninja 400	A	12			1'56.756	195,3	2'13.838	182,7
2	3	64	H. DE CANCELLIS	FRA	Team Trasimeno Yamaha	Yamaha YZF-R3	B	12	1.451	1.451	1'56.724	192,5	2'05.079	180,6
3	P 6	85	K. SABATUCCI	ITA	Team Trasimeno Yamaha	Yamaha YZF-R3	A	12	1.593	0.142	1'56.449	201,5	2'13.562	176,5
4	9	36	B. NEILA	ESP	BCD Yamaha MS Racing	Yamaha YZF-R3	B	12	2.299	0.706	1'56.749	197,8	2'06.268	187,5
5	4	31	T. ERHARD	GER	Freudenberg KTM WorldSSP Team	KTM RC 390 R	A	12	2.446	0.147	1'57.317	198,9	2'12.877	185,6
6	1	65	J. FACCO	ITA	Semakin Di Depan Biblion Motocrossing	Yamaha YZF-R3	B	12	5.965	3.519	1'57.246	192,2	2'04.783	185,9
7	7	93	A. QUINET	FRA	TGP Racing	Honda CBR500R	B	12	6.936	0.971	1'57.082	200,7	2'05.777	192,2
8	13	12	R. DORE	FRA	Team MHP Racing-Patrick Pons	Yamaha YZF-R3	B	12	12.024	5.088	1'57.327	192,5	2'06.695	183,4
9	21	3	M. PEDENEAU	FRA	Team MHP Racing-Patrick Pons	Yamaha YZF-R3	B	12	12.975	0.951	1'57.227	196,7	2'08.475	180,9
10	22	67	T. MORETON	GBR	ACCR Czech Talent Team - Willi Race	Kawasaki Ninja 400	A	12	17.374	4.399	1'57.941	190,5	2'23.797	178,5
11	20	96	M. HRAVA	CZE	ACCR Czech Talent Team - Willi Race	Kawasaki Ninja 400	A	12	17.435	0.061	1'57.811	192,5	2'22.597	173,1
12	8	63	A. LONGO	ITA	Kawasaki GP Project	Kawasaki Ninja 400	A	12	17.728	0.293	1'57.148	193,2	2'13.798	180,3
13	24	81	S. MARKARIAN	FRA	Team Fouloi	Yamaha YZF-R3	A	12	18.308	0.580	1'57.757	194,6		
14	11	86	E. CEOLOTTO	FRA	Ceolotto Moto Sport	Yamaha YZF-R3	B	12	18.632	0.324	1'57.667	191,2	2'06.520	174,5
15	23	70	H. GIRARDET	FRA	2R Racing Team	Kawasaki Ninja 400	B	12	25.744	7.112	1'57.368	183,7	2'09.631	182,7
16	14	33	K. HARTMANN	FRA	Team MHP Racing-Patrick Pons	Yamaha YZF-R3	A	12	29.185	3.441	1'58.634	200,0	2'14.545	180,9
17	12	19	B. MOLINA	CHI	Terra e Moto	Yamaha YZF-R3	A	12	38.903	9.718	1'59.636	191,8	2'13.988	184,3
18	19	32	A. PELIKANOVA	CZE	Kawasaki GP Project	Kawasaki Ninja 400	B	12	40.061	1.158	1'59.658	191,5	2'08.443	191,2
19	25	9	S. NAUD	FRA	2R Racing Team	Kawasaki Ninja 400	B	12	1'02.468	22.407	2'00.996	194,9	2'11.628	187,8
20	16	29	G. CARBONNEL	FRA	Team Evolution GREG06	Yamaha YZF-R3	A	12	1'05.141	2.673	2'02.404	182,4	2'15.033	168,8
21	17	87	J. STROUD	NZL	Nutec - RT Motorsports by SKM - Kawasaki	Kawasaki Ninja 400	B	12	1'12.261	7.120	2'02.850	188,5	2'08.442	182,7
-----Not Classified-----														
RET	18	49	D. DELOUVY	FRA	Flembo Leader Team	Kawasaki Ninja 400	A	10	2 Laps		1'59.978	187,2	2'17.935	178,8
RET	5	43	S. RAINERI	ITA	Team Goeleven	Kawasaki Ninja 400	B	9	3 Laps		1'58.521	185,9	2'05.663	184,0
RET	2	84	K. ALOISI	ITA	DS Junior Team	Kawasaki Ninja 400	A	0				190,8	2'11.569	178,2
RET	15	35	F. DE BRUIN	NED	Team Trasimeno Yamaha	Yamaha YZF-R3	B	0					2'07.094	184,6
NS	26	34	M. CARUSI	ITA	Team Trasimeno Yamaha	Yamaha YZF-R3	A							

AIR	Humidity:	57%	Temp:	19°C
TRACK	Condition:	Dry	Temp:	23°C

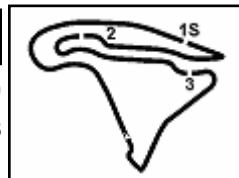
Records	Pole (SP2)	2018	S.Deroue	1'54.034	139,25 Km/h
	Race (RC)	2018	M.Perez	1'54.561	138,61 Km/h
	All Times (SP2)	2018	S.Deroue	1'54.034	139,25 Km/h
Race Fastest Lap		Lap 9	K.Sabatucci	1'56.449	136,37 Km/h

Start 28/09/2019 15:16 End 15:41 The results are provisional until the end of the time limit for protests and appeals and the completion of the technical checks.

These data/results cannot be reproduced, stored and/or transmitted in whole or in part by any manner of electronic, mechanical, photocopying, recording, broadcasting or otherwise now known or herein after developed without the previous express consent by the copyright owner, except for reproduction in daily press and regular printed publications on sale to the public within 60 days of the event related to those data/results and always provided that copyright symbol appears together as follows below.

© DORNA WSBK ORGANIZATION Srl 2019





Pirelli French Round, 27-29 September 2019

Results Last Chance Race

Race Highlights

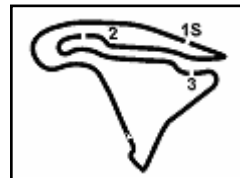
Time	No. Rider	Description
15.06.11	35 de Bruin	Technical Problem - Turn 14
15.09.16	35 de Bruin	Medical Centre
15.13.08	34 Carusi	Not Started
15.13.10	35 de Bruin	Out
15.13.12		Warm-up Lap Start
15.16.15		Start
15.17.50	84 Aloisi	Technical Problem - Turn 6
15.18.07		No Jump Start
15.18.43	84 Aloisi	Out
15.31.57		2/3 of Race Distance Completed
15.37.06	43 Raineri	Technical Problem - Turn 12
15.37.29	43 Raineri	Out
15.37.48	49 Delouvy	Technical Problem - Turn 6
15.38.37	49 Delouvy	Out
15.40.45	85 Sabatucci	Penalized to drop 1 position for exceeding track limits
15.41.09		End Of Session

Start End The results are provisional until the end of the time limit for protests and appeals
 28/09/2019 15:16 15:41 and the completion of the technical checks.

These data/results cannot be reproduced, stored and/or transmitted in whole or in part by any manner of electronic, mechanical, photocopying, recording, broadcasting or otherwise now known or herein after developed without the previous express consent by the copyright owner, except for reproduction in daily press and regular printed publications on sale to the public within 60 days of the event related to those data/results and always provided that copyright symbol appears together as follows below.

© DORNA WSBK ORGANIZATION Srl 2019





Magny-Cours 4.411 m

1 / 3

Pirelli French Round, 27-29 September 2019

Lap Chart Last Chance Race

		Lap											
	1	2	3	4	5	6	7	8	9	10	11	12	
1	31	31	85	57	31	31	85	57	57	85	85	57	
2	93	85	31	31	57	64	31	93	85	57	57	85	
3	85	93	65	85	64	85	57	31	93	64	64	64	
4	65	65	93	93	93	57	93	85	64	93	36	36	
5	86	64	57	64	36	93	64	64	36	36	31	31	
6	36	57	64	65	85	36	36	36	31	31	93	65	
7	64	36	36	36	65	65	65	65	65	65	65	93	
8	57	12	12	12	12	12	12	12	12	12	12	12	
9	12	86	43	43	43	3	3	3	3	3	3	3	
10	96	43	67	67	96	81	67	67	67	96	96	67	
11	43	96	96	96	67	67	81	96	96	67	67	96	
12	19	67	86	86	81	43	43	43	63	63	63	63	
13	67	19	81	81	86	96	96	81	81	81	81	81	
14	63	63	19	3	3	86	86	86	86	86	86	86	
15	3	33	3	33	63	63	63	63	43	33	70	70	
16	33	81	63	19	33	19	33	33	33	70	33	33	
17	81	3	33	63	19	33	19	19	19	19	19	19	
18	87	49	49	49	49	49	70	70	70	49	32	32	
19	49	87	32	32	70	70	49	49	49	32	9	9	
20	29	9	70	70	32	32	32	32	9	29	29	29	
21	9	32	9	9	9	9	9	9	9	29	87	87	
22	70	29	29	29	29	29	29	29	29	87			
23	32	70	87	87	87	87	87	87	87				

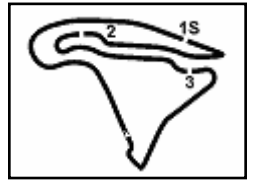
Final Result		
1	57 L. LOI	Laps 12
2	64 H. DE CANCELLIS	1.451
3	85 K. SABATUCCI (P)	1.593
4	36 B. NEILA	2.299
5	31 T. ERHARD	2.446
6	65 J. FACCO	5.965
7	93 A. QUINET	6.936
8	12 R. DORE	12.024
9	3 M. PEDENEAU	12.975
10	67 T. MORETON	17.374
11	96 M. HRAVA	17.435
12	63 A. LONGO	17.728
13	81 S. MARKARIAN	18.308
14	86 E. CELOTTO	18.632
15	70 H. GIRARDET	25.744
16	33 K. HARTMANN	29.185
17	19 B. MOLINA	38.903
18	32 A. PELIKANOVA	40.061
19	9 S. NAUD	1'02.468
20	29 G. CARBONNEL	1'05.141
21	87 J. STROUD	1'12.261
RET	84 K. ALOISI	
RET	35 F. DE BRUIN	
RET	49 D. DELOUVY	2 Laps
RET	43 S. RAINERI	3 Laps
NS	34 M. CARUSI	

28/09/2019

These data/results cannot be reproduced, stored and/or transmitted in whole or in part by any manner of electronic, mechanical, photocopying, recording, broadcasting or otherwise now known or herein after developed without the previous express consent by the copyright owner, except for reproduction in daily press and regular printed publications on sale to the public within 60 days of the event related to those data/results and always provided that copyright symbol appears together as follows below.

© DORNA WSBK ORGANIZATION Srl 2019





Magny-Cours 4.411 m

2 / 3

Pirelli French Round, 27-29 September 2019

Lap Chart Last Chance Race

Lap 1			Lap 4			Lap 7			Lap 10		
1	31	T.Erhard 1'58.799	1	57	L.Loi 7'53.729	1	85	K.Sabatucci 13'45.990	1	85	K.Sabatucci 19'38.170
2	93	A.Quinet 0.530	2	31	T.Erhard 0.280	2	31	T.Erhard 0.321	2	57	L.Loi 0.350
3	85	K.Sabatucci 0.614	3	85	K.Sabatucci 0.646	3	57	L.Loi 0.433	3	64	H.De Cancellis 0.554
4	65	J.Facco 1.266	4	93	A.Quinet 1.036	4	93	A.Quinet 0.679	4	93	A.Quinet 0.909
5	86	E.Ceolotto 2.121	5	64	H.De Cancellis 1.173	5	64	H.De Cancellis 0.845	5	36	B.Neila 1.180
6	36	B.Neila 2.391	6	65	J.Facco 1.430	6	36	B.Neila 1.067	6	31	T.Erhard 1.516
7	64	H.De Cancellis 2.545	7	36	B.Neila 1.589	7	65	J.Facco 1.442	7	65	J.Facco 3.677
8	57	L.Loi 2.673	8	12	R.Dore 3.523	8	12	R.Dore 5.950	8	12	R.Dore 9.897
9	12	R.Dore 2.933	9	43	S.Raineri 6.429	9	3	M.Pedeneau 12.084	9	3	M.Pedeneau 13.165
10	96	M.Hrava 3.225	10	67	T.Moreton 7.099	10	67	T.Moreton 12.845	10	96	M.Hrava 14.996
11	43	S.Raineri 3.669	11	96	M.Hrava 7.235	11	81	S.Markarian 12.936	11	67	T.Moreton 15.502
12	19	B.Molina 4.366	12	86	E.Ceolotto 8.537	12	43	S.Raineri 13.156	12	63	A.Longo 15.595
13	67	T.Moreton 4.530	13	81	S.Markarian 9.024	13	96	M.Hrava 13.233	13	81	S.Markarian 15.663
14	63	A.Longo 4.731	14	3	M.Pedeneau 9.893	14	86	E.Ceolotto 13.818	14	86	E.Ceolotto 16.137
15	3	M.Pedeneau 5.179	15	33	K.Hartmann 10.616	15	63	A.Longo 14.255	15	33	K.Hartmann 24.426
16	33	K.Hartmann 5.789	16	19	B.Molina 11.115	16	33	K.Hartmann 19.030	16	70	H.Girardet 25.879
17	81	S.Markarian 6.431	17	63	A.Longo 11.325	17	19	B.Molina 19.539	17	19	B.Molina 29.061
18	87	J.Stroud 7.058	18	49	D.Delouvy 14.731	18	70	H.Girardet 23.010	18	49	D.Delouvy 33.567
19	49	D.Delouvy 7.135	19	32	A.Pelikanova 18.859	19	49	D.Delouvy 24.048	19	32	A.Pelikanova 35.373
20	29	G.Carbonnel 7.509	20	70	H.Girardet 19.020	20	32	A.Pelikanova 27.486	20	9	S.Naud 49.761
21	9	S.Naud 7.993	21	9	S.Naud 21.878	21	9	S.Naud 34.516	21	29	G.Carbonnel 54.774
22	70	H.Girardet 8.200	22	29	G.Carbonnel 22.701	22	29	G.Carbonnel 38.972	22	87	J.Stroud 1'00.741
23	32	A.Pelikanova 9.484	23	87	J.Stroud 24.658	23	87	J.Stroud 43.245			

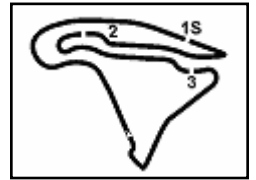
Lap 2			Lap 5			Lap 8			Lap 11		
1	31	T.Erhard 3'57.138	1	31	T.Erhard 9'51.326	1	57	L.Loi 15'43.483	1	85	K.Sabatucci 21'36.275
2	85	K.Sabatucci 0.096	2	57	L.Loi 0.123	2	93	A.Quinet 0.740	2	57	L.Loi 0.151
3	93	A.Quinet 0.577	3	64	H.De Cancellis 0.300	3	31	T.Erhard 1.214	3	64	H.De Cancellis 0.308
4	65	J.Facco 0.739	4	93	A.Quinet 0.539	4	85	K.Sabatucci 1.318	4	36	B.Neila 0.518
5	64	H.De Cancellis 2.104	5	36	B.Neila 0.741	5	64	H.De Cancellis 1.443	5	31	T.Erhard 0.957
6	57	L.Loi 2.337	6	85	K.Sabatucci 0.867	6	36	B.Neila 1.683	6	93	A.Quinet 1.096
7	36	B.Neila 2.902	7	65	J.Facco 1.256	7	65	J.Facco 1.957	7	65	J.Facco 3.914
8	12	R.Dore 3.443	8	12	R.Dore 3.253	8	12	R.Dore 7.074	8	12	R.Dore 10.455
9	86	E.Ceolotto 4.746	9	43	S.Raineri 9.306	9	3	M.Pedeneau 12.463	9	3	M.Pedeneau 12.287
10	43	S.Raineri 4.968	10	96	M.Hrava 9.583	10	67	T.Moreton 13.398	10	96	M.Hrava 15.983
11	96	M.Hrava 5.223	11	67	T.Moreton 9.674	11	96	M.Hrava 13.551	11	67	T.Moreton 16.266
12	67	T.Moreton 5.924	12	81	S.Markarian 9.713	12	43	S.Raineri 14.184	12	63	A.Longo 16.656
13	19	B.Molina 6.614	13	86	E.Ceolotto 10.480	13	81	S.Markarian 14.444	13	81	S.Markarian 16.758
14	63	A.Longo 6.745	14	3	M.Pedeneau 10.961	14	86	E.Ceolotto 14.775	14	86	E.Ceolotto 17.119
15	33	K.Hartmann 7.012	15	63	A.Longo 12.829	15	63	A.Longo 15.023	15	70	H.Girardet 25.142
16	81	S.Markarian 7.784	16	33	K.Hartmann 12.921	16	33	K.Hartmann 21.094	16	33	K.Hartmann 26.382
17	3	M.Pedeneau 8.167	17	19	B.Molina 13.555	17	19	B.Molina 21.872	17	19	B.Molina 34.528
18	49	D.Delouvy 9.706	18	49	D.Delouvy 17.355	18	70	H.Girardet 23.442	18	32	A.Pelikanova 37.113
19	87	J.Stroud 13.357	19	70	H.Girardet 20.725	19	49	D.Delouvy 26.533	19	9	S.Naud 55.475
20	9	S.Naud 13.604	20	32	A.Pelikanova 21.746	20	32	A.Pelikanova 30.041	20	29	G.Carbonnel 59.330
21	32	A.Pelikanova 13.843	21	9	S.Naud 25.277	21	9	S.Naud 38.918	21	87	J.Stroud 1'06.257
22	29	G.Carbonnel 13.994	22	29	G.Carbonnel 28.025	22	29	G.Carbonnel 43.883			
23	70	H.Girardet 14.194	23	87	J.Stroud 30.402	23	87	J.Stroud 48.602			

Lap 3			Lap 6			Lap 9			Lap 12		
1	85	K.Sabatucci 5'55.277	1	31	T.Erhard 11'48.688	1	57	L.Loi 17'40.708	1	57	L.Loi 23'33.182
2	31	T.Erhard 0.748	2	64	H.De Cancellis 0.159	2	85	K.Sabatucci 0.542	2	85	K.Sabatucci 0.993
3	65	J.Facco 0.861	3	85	K.Sabatucci 0.293	3	93	A.Quinet 0.818	3	64	H.De Cancellis 1.451
4	93	A.Quinet 1.038	4	57	L.Loi 0.521	4	64	H.De Cancellis 1.004	4	36	B.Neila 2.299
5	57	L.Loi 1.171	5	93	A.Quinet 0.899	5	36	B.Neila 1.274	5	31	T.Erhard 2.446
6	64	H.De Cancellis 1.463	6	36	B.Neila 1.090	6	31	T.Erhard 1.636	6	65	J.Facco 5.965
7	36	B.Neila 2.478	7	65	J.Facco 1.498	7	65	J.Facco 2.753	7	93	A.Quinet 6.936
8	12	R.Dore 3.822	8	12	R.Dore 4.644	8	12	R.Dore 8.540	8	12	R.Dore 12.024
9	43	S.Raineri 5.993	9	3	M.Pedeneau 10.936	9	3	M.Pedeneau 12.848	9	3	M.Pedeneau 12.975
10	67	T.Moreton 6.470	10	81	S.Markarian 11.006	10	67	T.Moreton 14.114	10	67	T.Moreton 17.374
11	96	M.Hrava 6.802	11	67	T.Moreton 11.439	11	96	M.Hrava 14.250	11	96	M.Hrava 17.435
12	86	E.Ceolotto 7.410	12	43	S.Raineri 11.808	12	63	A.Longo 14.946	12	63	A.Longo 17.728
13	81	S.Markarian 8.675	13	96	M.Hrava 11.903	13	81	S.Markarian 15.368	13	81	S.Markarian 18.308
14	19	B.Molina 9.153	14	86	E.Ceolotto 12.247	14	86	E.Ceolotto 15.932	14	86	E.Ceolotto 18.632
15	3	M.Pedeneau 9.365	15	63	A.Longo 13.827	15	43	S.Raineri 16.178	15	70	H.Girardet 25.744
16	63	A.Longo 9.668	16	19	B.Molina 15.829	16	33	K.Hartmann 22.503	16	33	K.Hartmann 29.185
17	33	K.Hartmann 9.818	17	33	K.Hartmann 16.030	17	19	B.Molina 25.557	17	19	B.Molina 38.903
18	49	D.Delouvy 12.147	18	49	D.Delouvy 21.018	18	70	H.Girardet 25.617	18	32	A.Pelikanova 40.061
19	32	A.Pelikanova 16.568	19	70	H.Girardet 22.126	19	49	D.Delouvy 29.914	19	9	S.Naud 1'02.468
20	70	H.Girardet 17.368	20	32	A.Pelikanova 24.698	20	32	A.Pelikanova 33.177	20	29	G.Carbonnel 1'05.141
21	9	S.Naud 18.101	21	9	S.Naud 29.471	21	9	S.Naud 43.703	21	87	J.Stroud 1'12.261
22	29	G.Carbonnel 18.631	22	29	G.Carbonnel 33.687	22	29	G.Carbonnel 49.200			
23	87	J.Stroud 19.289	23	87	J.Stroud 36.675	23	87	J.Stroud 54.488			

28/09/2019

These data/results cannot be reproduced, stored and/or transmitted in whole or in part by any manner of electronic, mechanical, photocopying, recording, broadcasting or otherwise now known or herein after developed without the previous express consent by the copyright owner, except for reproduction in daily press and regular printed publications on sale to the public within 60 days of the event related to those data/results and always provided that copyright symbol appears together as follows below.

© DORNA WSBK ORGANIZATION Srl 2019



Magny-Cours 4.411 m

3 / 3

Pirelli French Round, 27-29 September 2019

Lap Chart Last Chance Race

Race Pace Comparison

	57 Loi	64 DeC	85 Sab	36 Nei	31 Erh	65 Fac	93 Qui	12 Dor	3 Ped	67 Mor	96 Hra	63 Lon	81 Mar	86 Ceo
1	2'01.472	2'01.344	1'59.413	2'01.190	1'58.799	2'00.065	1'59.329	2'01.732	2'03.978	2'03.329	2'02.024	2'03.530	2'05.230	2'00.920
2	1'58.003	1'57.898	1'57.821	1'58.850	1'58.339	1'57.812	1'58.386	1'58.849	2'01.327	1'59.733	2'00.337	2'00.353	1'59.692	2'00.964
3	1'56.973	1'57.498	1'58.043	1'57.715	1'58.887	1'58.261	1'58.600	1'58.518	1'59.337	1'58.685	1'59.718	2'01.062	1'59.030	2'00.803
4	1'57.281	1'58.162	1'59.098	1'57.563	1'57.984	1'59.021	1'58.450	1'58.153	1'58.980	1'59.081	1'58.885	2'00.109	1'58.801	1'59.579
5	1'57.720	1'56.724	1'57.818	1'56.749	1'57.317	1'57.423	1'57.100	1'57.327	1'58.665	2'00.172	1'59.945	1'59.101	1'58.286	1'59.540
6	1'57.760	1'57.221	1'56.788	1'57.711	1'57.362	1'57.604	1'57.722	1'58.753	1'57.337	1'59.127	1'59.682	1'58.360	1'58.655	1'59.129
7	1'57.214	1'57.988	1'57.009	1'57.279	1'57.623	1'57.246	1'57.082	1'58.608	1'58.450	1'58.708	1'58.632	1'57.730	1'59.232	1'58.873
8	1'57.060	1'58.091	1'58.811	1'58.109	1'58.386	1'58.008	1'57.554	1'58.617	1'57.872	1'58.046	1'57.811	1'58.261	1'59.001	1'58.450
9	1'57.225	1'56.786	1'56.449	1'56.816	1'57.647	1'58.021	1'57.303	1'58.691	1'57.610	1'57.941	1'57.924	1'57.148	1'58.149	1'58.382
10	1'57.812	1'57.012	1'56.920	1'57.368	1'57.342	1'58.386	1'57.553	1'58.819	1'57.779	1'58.850	1'58.208	1'58.111	1'57.757	1'57.667
11	1'57.906	1'57.859	1'58.105	1'57.443	1'57.546	1'58.342	1'58.292	1'58.663	1'57.227	1'58.869	1'59.092	1'59.166	1'59.200	1'59.087
12	1'56.756	1'58.050	1'57.900	1'58.688	1'58.396	1'58.958	2'02.747	1'58.476	1'57.595	1'58.015	1'58.359	1'57.979	1'58.457	1'58.420

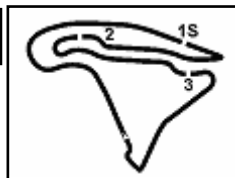
	70 Gir	33 Har	19 Mol	32 Pel	9 Nau	29 Cab	87 Str	49 Dey	43 Ran
1	2'06.999	2'04.588	2'03.165	2'08.283	2'06.792	2'06.308	2'05.857	2'05.934	2'02.468
2	2'04.333	1'59.562	2'00.587	2'02.698	2'03.950	2'04.824	2'04.638	2'00.910	1'59.638
3	2'01.313	2'00.945	2'00.678	2'00.864	2'02.636	2'02.776	2'04.071	2'00.580	1'59.164
4	2'00.104	1'59.250	2'00.414	2'00.743	2'02.229	2'02.522	2'03.821	2'01.036	1'58.888
5	1'59.302	1'59.902	2'00.037	2'00.484	2'00.996	2'02.921	2'03.341	2'00.221	2'00.474
6	1'58.763	2'00.471	1'59.636	2'00.314	2'01.556	2'03.024	2'03.635	2'01.025	1'59.864
7	1'58.186	2'00.302	2'01.012	2'00.090	2'02.347	2'02.587	2'03.872	2'00.332	1'58.650
8	1'57.925	1'59.557	1'59.826	2'00.048	2'01.895	2'02.404	2'02.850	1'59.978	1'58.521
9	1'59.400	1'58.634	2'00.910	2'00.361	2'02.010	2'02.542	2'03.111	2'00.606	1'59.219
10	1'57.724	1'59.385	2'00.966	1'59.658	2'03.520	2'03.036	2'03.715	2'01.115	
11	1'57.368	2'00.061	2'03.572	1'59.845	2'03.819	2'02.661	2'03.621		
12	1'57.509	1'59.710	2'01.282	1'59.855	2'03.900	2'02.718	2'02.911		

28/09/2019

These data/results cannot be reproduced, stored and/or transmitted in whole or in part by any manner of electronic, mechanical, photocopying, recording, broadcasting or otherwise now known or herein after developed without the previous express consent by the copyright owner, except for reproduction in daily press and regular printed publications on sale to the public within 60 days of the event related to those data/results and always provided that copyright symbol appears together as follows below.

© DORNA WSBK ORGANIZATION Srl 2019





Magny-Cours 4.411 m

Pirelli French Round, 27-29 September 2019

Best Sectors & Speed Last Chance Race

RESULTS

Pos	No	Name	Team	Laps
1	57	L. LOI	Kawasaki Ninja 400	12
2	64	H. DE CANCELLIS	Yamaha YZF-R3	1.451
3	85	K. SABATUCCI	Yamaha YZF-R3	1.593
4	36	B. NEILA	Yamaha YZF-R3	2.299
5	31	T. ERHARD	KTM RC 390 R	2.446
6	65	J. FACCO	Yamaha YZF-R3	5.965
7	93	A. QUINET	Honda CBR500R	6.936
8	12	R. DORE	Yamaha YZF-R3	12.024
9	3	M. PEDENEAU	Yamaha YZF-R3	12.975
10	67	T. MORETON	Kawasaki Ninja 400	17.374
11	96	M. HRAVA	Kawasaki Ninja 400	17.435
12	63	A. LONGO	Kawasaki Ninja 400	17.728
13	81	S. MARKARIAN	Yamaha YZF-R3	18.308
14	86	E. CELOOTTO	Yamaha YZF-R3	18.632
15	70	H. GIRARDET	Kawasaki Ninja 400	25.744
16	33	K. HARTMANN	Yamaha YZF-R3	29.185
17	19	B. MOLINA	Yamaha YZF-R3	38.903
18	32	A. PELIKANNOVA	Kawasaki Ninja 400	40.061
19	9	S. NAUD	Kawasaki Ninja 400	1'02.468
20	29	G. CARBONNEL	Yamaha YZF-R3	1'05.141
21	87	J. STROUD	Kawasaki Ninja 400	1'12.261
RET	35	F. DE BRUIN	Yamaha YZF-R3	
RET	84	K. ALOISI	Kawasaki Ninja 400	
RET	49	D. DELOUVY	Kawasaki Ninja 400	2 Laps
RET	43	S. RAINERI	Kawasaki Ninja 400	3 Laps
NS	34	M. CARUSI	Yamaha YZF-R3	

SPEED

Pos	No	Name	Team	Speed
1	85	K. SABATUCCI	Yamaha YZF-R3	201.5
2	93	A. QUINET	Honda CBR500R	200.7
3	33	K. HARTMANN	Yamaha YZF-R3	200.0
4	31	T. ERHARD	KTM RC 390 R	198.9
5	36	B. NEILA	Yamaha YZF-R3	197.8
6	3	M. PEDENEAU	Yamaha YZF-R3	196.7
7	57	L. LOI	Kawasaki Ninja 400	195.3
8	9	S. NAUD	Kawasaki Ninja 400	194.9
9	81	S. MARKARIAN	Yamaha YZF-R3	194.6
10	63	A. LONGO	Kawasaki Ninja 400	193.2
11	64	H. DE CANCELLIS	Yamaha YZF-R3	192.5
12	96	M. HRAVA	Kawasaki Ninja 400	192.5
13	12	R. DORE	Yamaha YZF-R3	192.5
14	65	J. FACCO	Yamaha YZF-R3	192.2
15	19	B. MOLINA	Yamaha YZF-R3	191.8
16	32	A. PELIKANNOVA	Kawasaki Ninja 400	191.5
17	86	E. CELOOTTO	Yamaha YZF-R3	191.2
18	84	K. ALOISI	Kawasaki Ninja 400	190.8
19	67	T. MORETON	Kawasaki Ninja 400	190.5
20	87	J. STROUD	Kawasaki Ninja 400	188.5
21	49	D. DELOUVY	Kawasaki Ninja 400	187.2
22	43	S. RAINERI	Kawasaki Ninja 400	185.9
23	70	H. GIRARDET	Kawasaki Ninja 400	183.7
24	29	G. CARBONNEL	Yamaha YZF-R3	182.4

SEG. 1

1	31	T. ERHARD	35.762
2	93	A. QUINET	35.860
3	36	B. NEILA	35.897
4	85	K. SABATUCCI	35.975
5	64	H. DE CANCELLIS	35.983
6	81	S. MARKARIAN	36.123
7	3	M. PEDENEAU	36.139
8	65	J. FACCO	36.141
9	57	L. LOI	36.241
10	86	E. CELOOTTO	36.362
11	70	H. GIRARDET	36.365
12	63	A. LONGO	36.386
13	96	M. HRAVA	36.411
14	33	K. HARTMANN	36.441
15	12	R. DORE	36.479
16	67	T. MORETON	36.486
17	43	S. RAINERI	36.704
18	84	K. ALOISI	36.876
19	19	B. MOLINA	37.016
20	49	D. DELOUVY	37.236
21	32	A. PELIKANNOVA	37.258
22	9	S. NAUD	37.530
23	87	J. STROUD	38.243
24	29	G. CARBONNEL	38.448

SEG. 2

1	85	K. SABATUCCI	25.479
2	70	H. GIRARDET	25.563
3	57	L. LOI	25.567
4	36	B. NEILA	25.587
5	93	A. QUINET	25.627
6	64	H. DE CANCELLIS	25.643
7	65	J. FACCO	25.656
8	31	T. ERHARD	25.670
9	63	A. LONGO	25.692
10	3	M. PEDENEAU	25.722
11	96	M. HRAVA	25.762
12	81	S. MARKARIAN	25.820
13	12	R. DORE	25.900
14	43	S. RAINERI	25.916
15	67	T. MORETON	25.918
16	86	E. CELOOTTO	26.011
17	32	A. PELIKANNOVA	26.028
18	33	K. HARTMANN	26.029
19	49	D. DELOUVY	26.125
20	19	B. MOLINA	26.204
21	87	J. STROUD	26.571
22	9	S. NAUD	26.587
23	29	G. CARBONNEL	26.670

SEG. 3

1	64	H. DE CANCELLIS	25.891
2	63	A. LONGO	25.929
3	70	H. GIRARDET	25.930
4	85	K. SABATUCCI	25.937
5	81	S. MARKARIAN	25.997
6	36	B. NEILA	26.002
7	86	E. CELOOTTO	26.025
8	57	L. LOI	26.047
9	12	R. DORE	26.048
10	3	M. PEDENEAU	26.054
11	31	T. ERHARD	26.069
12	93	A. QUINET	26.111
13	67	T. MORETON	26.136
14	96	M. HRAVA	26.162
15	43	S. RAINERI	26.163
16	33	K. HARTMANN	26.241
17	49	D. DELOUVY	26.320
18	65	J. FACCO	26.343
19	19	B. MOLINA	26.452
20	32	A. PELIKANNOVA	26.673
21	29	G. CARBONNEL	26.983
22	9	S. NAUD	27.117
23	87	J. STROUD	27.456

SEG. 4

1	57	L. LOI	28.384
2	85	K. SABATUCCI	28.568
3	36	B. NEILA	28.575
4	3	M. PEDENEAU	28.691
5	64	H. DE CANCELLIS	28.742
6	43	S. RAINERI	28.760
7	93	A. QUINET	28.788
8	63	A. LONGO	28.832
9	96	M. HRAVA	28.848
10	12	R. DORE	28.895
11	81	S. MARKARIAN	28.919
12	65	J. FACCO	28.936
13	31	T. ERHARD	28.945
14	70	H. GIRARDET	28.983
15	67	T. MORETON	29.023
16	86	E. CELOOTTO	29.028
17	33	K. HARTMANN	29.225
18	19	B. MOLINA	29.394
19	32	A. PELIKANNOVA	29.397
20	9	S. NAUD	29.487
21	49	D. DELOUVY	29.528
22	29	G. CARBONNEL	29.986
23	87	J. STROUD	30.412

28/09/2019

These data/results cannot be reproduced, stored and/or transmitted in whole or in part by any manner of electronic, mechanical, photocopying, recording, broadcasting or otherwise now known or herein after developed without the previous express consent by the copyright owner, except for reproduction in daily press and regular printed publications on sale to the public within 60 days of the event related to those data/results and always provided that copyright symbol appears together as follows below.

© DORNA WSBK ORGANIZATION Srl 2019



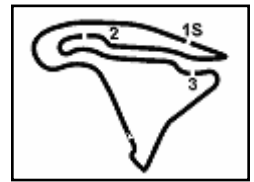
Official Fuel Supplier



Official Tyre Supplier



Official Timekeeper



Pirelli French Round, 27-29 September 2019 Chronological Analysis Last Chance Race

Magny-Cours 4.411 m

Start at 15:16'07.594

1 / 3

1° 57 L. LOI (1'56.756)							
Lap	Seg.1	Seg.2	Seg.3	Seg.4	Lap Time	km/h	Local Time
1		26.787	26.493	28.798	2'01.472	183,7	15:18'09.066
2	36.582	25.982	26.346	29.093	1'58.003	184,9	15:20'07.069
3	36.249	25.571	26.365	28.788	1'56.973	187,2	15:22'04.042
4	36.241	26.029	26.521	28.490	1'57.281	195,3	15:24'01.323
5	36.678	25.856	26.325	28.861	1'57.720	184,6	15:25'59.043
6	36.472	26.535	26.115	28.638	1'57.760	187,8	15:27'56.803
7	36.390	25.835	26.088	28.901	1'57.214	189,8	15:29'54.017
8	36.708	25.757	26.092	28.503	1'57.060	188,5	15:31'51.077
9	36.621	25.706	26.258	28.640	1'57.225	183,7	15:33'48.302
10	36.863	26.423	26.142	28.384	1'57.812	184,3	15:35'46.114
11	36.622	26.293	26.218	28.773	1'57.906	186,9	15:37'44.020
12	36.663	25.567	26.047	28.479	1'56.756	184,0	15:39'40.776
					Race Time	23'33.182	

1						26.367	26.486	29.354	1'58.799	184,6	15:18'06.393	
2						36.814	26.088	26.263	29.174	1'58.339	184,9	15:20'04.732
3						36.775	26.325	26.567	29.220	1'58.887	184,9	15:22'03.619
4						36.559	25.953	26.527	28.945	1'57.984	193,2	15:24'01.603
5						36.523	25.677	26.158	28.959	1'57.317	191,8	15:25'58.920
6						36.481	25.670	26.223	28.988	1'57.362	185,6	15:27'56.282
7						36.552	25.701	26.280	29.090	1'57.623	187,2	15:29'53.905
8						36.849	26.100	26.379	29.058	1'58.386	186,5	15:31'52.291
9						36.372	26.117	26.069	29.089	1'57.647	186,5	15:33'49.938
10						35.991	25.847	26.357	29.147	1'57.342	197,4	15:35'47.280
11						35.762	26.296	26.131	29.357	1'57.546	198,9	15:37'44.826
12						36.118	26.271	26.286	29.721	1'58.396	189,1	15:39'43.222
					Race Time	23'35.628						

2° 64 H. DE CANCELLIS (1'56.724)							
Lap	Seg.1	Seg.2	Seg.3	Seg.4	Lap Time	km/h	Local Time
1		28.371	26.710	29.257	2'01.344	185,6	15:18'08.938
2	36.842	25.700	26.347	29.009	1'57.898	188,8	15:20'06.836
3	36.722	25.740	26.105	28.931	1'57.498	183,1	15:22'04.334
4	35.983	26.406	26.500	29.273	1'58.162	192,2	15:24'02.496
5	35.994	25.643	25.891	29.196	1'56.724	188,8	15:25'59.220
6	36.402	25.754	26.273	28.792	1'57.221	188,5	15:27'56.441
7	36.826	25.850	26.317	28.995	1'57.988	183,4	15:29'54.429
8	36.447	26.501	26.235	28.908	1'58.091	191,8	15:31'52.520
9	36.042	25.675	26.151	28.918	1'56.786	191,8	15:33'49.306
10	36.118	26.089	26.063	28.742	1'57.012	192,5	15:35'46.318
11	36.614	25.891	26.069	29.285	1'57.859	187,2	15:37'44.177
12	36.941	25.971	26.246	28.892	1'58.050	184,6	15:39'42.227
					Race Time	23'34.633	

6° 65 J. FACCO (1'57.246)							
Lap	Seg.1	Seg.2	Seg.3	Seg.4	Lap Time	km/h	Local Time
1		27.024	27.018	29.157	2'00.065	183,7	15:18'07.659
2	36.632	25.835	26.409	28.936	1'57.812	186,9	15:20'05.471
3	36.357	26.414	26.411	29.079	1'58.261	192,2	15:22'03.732
4	36.537	26.730	26.472	29.282	1'59.021	191,5	15:24'02.753
5	36.230	25.888	26.343	28.962	1'57.423	187,8	15:26'00.176
6	36.399	25.799	26.435	28.971	1'57.604	187,2	15:27'57.780
7	36.141	25.656	26.464	28.985	1'57.246	190,5	15:29'55.026
8	36.249	26.216	26.478	29.065	1'58.008	190,8	15:31'53.034
9	36.486	25.733	26.421	29.381	1'58.021	188,8	15:33'51.055
10	36.882	25.875	26.528	29.101	1'58.386	183,4	15:35'49.441
11	37.061	25.739	26.423	29.119	1'58.342	181,8	15:37'47.783
12	37.020	25.823	26.635	29.480	1'58.958	181,8	15:39'46.741
					Race Time	23'39.147	

3° 85 K. SABATUCCI (1'56.449)							
Lap	Seg.1	Seg.2	Seg.3	Seg.4	Lap Time	km/h	Local Time
1		26.830	26.583	29.065	1'59.413	193,5	15:18'07.007
2	36.695	25.736	26.160	29.230	1'57.821	193,2	15:20'04.828
3	36.669	25.905	26.474	28.995	1'58.043	189,8	15:22'02.871
4	37.185	26.131	26.892	28.890	1'59.098	181,8	15:24'01.969
5	36.441	26.295	26.116	28.966	1'57.818	195,7	15:25'59.787
6	35.975	25.761	26.222	28.830	1'56.788	201,5	15:27'56.575
7	36.543	25.488	26.315	28.663	1'57.009	189,8	15:29'53.584
8	37.207	26.138	26.380	29.086	1'58.811	192,2	15:31'52.395
9	36.245	25.479	26.157	28.568	1'56.449	186,5	15:33'48.844
10	36.520	25.599	26.032	28.769	1'56.920	194,2	15:35'45.764
11	36.926	25.766	26.254	29.159	1'58.105	185,6	15:37'43.869
12	37.132	25.502	25.937	29.329	1'57.900	188,2	15:39'41.769
					Race Time	23'34.175 + 0.600Pen	

7° 93 A. QUINET (1'57.082)							
Lap	Seg.1	Seg.2	Seg.3	Seg.4	Lap Time	km/h	Local Time
1		26.393	26.838	29.400	1'59.329	195,3	15:18'06.923
2	36.694	26.002	26.597	29.093	1'58.386	192,5	15:20'05.309
3	36.290	26.065	26.903	29.342	1'58.600	197,8	15:22'03.909
4	36.352	26.282	26.487	29.329	1'58.450	191,8	15:24'02.359
5	35.860	25.824	26.331	29.085	1'57.100	200,7	15:25'59.459
6	36.031	25.715	26.444	29.532	1'57.722	192,2	15:27'57.181
7	36.035	25.748	26.371	28.928	1'57.082	196,7	15:29'54.263
8	36.481	25.925	26.360	28.788	1'57.554	192,9	15:31'51.817
9	36.310	25.652	26.377	28.964	1'57.303	191,5	15:33'49.120
10	36.084	26.017	26.342	29.110	1'57.553	195,3	15:35'46.673
11	36.030	25.627	26.309	30.326	1'58.292	192,9	15:37'44.965
12	35.899	25.866	26.111	34.871	2'02.747	194,6	15:39'47.712
					Race Time	23'40.118	

4° 36 B. NEILA (1'56.749)							
Lap	Seg.1	Seg.2	Seg.3	Seg.4	Lap Time	km/h	Local Time
1		28.452	26.709	29.274	2'01.190	197,4	15:18'08.784
2	36.876	26.327	26.648	28.999	1'58.850	184,3	15:20'07.634
3	36.869	25.876	26.395	28.575	1'57.715	186,9	15:22'05.349
4	36.370	25.587	26.296	29.310	1'57.563	189,5	15:24'02.912
5	35.940	25.617	26.211	28.981	1'56.749	196,7	15:25'59.661
6	36.036	26.155	26.396	29.124	1'57.711	192,9	15:27'57.372
7	35.945	26.064	26.410	28.860	1'57.279	194,6	15:29'54.651
8	36.297	26.304	26.270	29.238	1'58.109	192,2	15:31'52.760
9	35.897	25.872	26.153	28.894	1'56.816	193,2	15:33'49.576
10	35.997	25.847	26.544	28.980	1'57.368	197,8	15:35'46.944
11	35.981	25.791	26.330	29.341	1'57.443	189,8	15:37'44.387
12	36.726	25.903	26.002	30.057	1'58.688	185,2	15:39'43.075
					Race Time	23'35.481	

8° 12 R. DORE (1'57.327)							
Lap	Seg.1	Seg.2	Seg.3	Seg.4	Lap Time	km/h	Local Time
1		27.262	26.929	29.476	2'01.732	188,8	15:18'09.326
2	36.554	26.281	26.637	29.377	1'58.849	192,5	15:20'08.175
3	36.898	25.970	26.350	29.300	1'58.518	186,5	15:22'06.693
4	36.720	25.968	26.243	29.222	1'58.153	184,6	15:24'04.846
5	36.479	25.905	26.048	28.895	1'57.327	183,7	15:26'02.173
6	37.366	25.900	26.324	29.163	1'58.753	182,1	15:28'00.926
7	36.971	26.156	26.227	29.254	1'58.608	183,4	15:29'59.534
8	37.051	26.145	26.191	29.230	1'58.617	181,8	15:31'58.151
9	36.874	26.108	26.380	29.329	1'58.691	181,2	15:33'56.842
10	37.103	25.992	26.280	29.444	1'58.819	180,9	15:35'55.661
11	37.122	26.066	26.180	29.295	1'58.663	180,9	15:37'54.324
12	36.884	26.226	26.184	29.182	1'58.476	180,3	15:39'52.800
					Race Time	23'45.206	

5° 31 T. ERHARD (1'57.317)												
Lap	Seg.1	Seg.2	Seg.3	Seg.4	Lap Time	km/h	Local Time					
1						27.407	27.296	29.713	2'03.978	196,7	15:18'11.572	
2						36.982	27.010	27.021	30.314	2'01.327	194,9	15:20'12.899

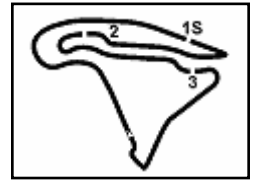
9° 3 M. PEDENEAU (1'57.227)												
Lap	Seg.1	Seg.2	Seg.3	Seg.4	Lap Time	km/h	Local Time					
1						27.407	27.296	29.713	2'03.978	196,7	15:18'11.572	
2						36.982	27.010	27.021	30.314	2'01.327	194,9	15:20'12.899

28/09/2019 P = Pits In/Out - C = Lap Time Cancelled

These data/results cannot be reproduced, stored and/or transmitted in whole or in part by any manner of electronic, mechanical, photocopying, recording, broadcasting or otherwise now known or herein after developed without the previous express consent by the copyright owner, except for reproduction in daily press and regular printed publications on sale to the public within 60 days of the event related to those data/results and always provided that copyright symbol appears together as follows below.

© DORNA WSBK ORGANIZATION Srl 2019





Pirelli French Round, 27-29 September 2019

Chronological Analysis Last Chance Race

Magny-Cours 4.411 m

Start at 15:16'07.594

2 / 3

Lap	Seg.1	Seg.2	Seg.3	Seg.4	Lap Time	km/h	Local Time
3	36.649	26.283	26.624	29.781	1'59.337	194,6	15:22'12.236
4	37.307	26.252	26.507	28.914	1'58.980	184,3	15:24'11.216
5	36.626	25.980	26.243	29.816	1'58.665	188,8	15:26'09.881
6	36.139	26.047	26.144	29.007	1'57.337	192,9	15:28'07.218
7	36.590	26.668	26.167	29.025	1'58.450	185,6	15:30'05.668
8	36.742	25.899	26.376	28.855	1'57.872	184,0	15:32'03.540
9	36.759	25.904	26.054	28.893	1'57.610	184,3	15:34'01.150
10	36.659	25.987	26.315	28.818	1'57.779	184,6	15:35'58.929
11	36.628	25.791	26.117	28.691	1'57.227	185,2	15:37'56.156
12	36.491	25.722	26.196	29.186	1'57.595	186,9	15:39'53.751
Race Time 23'46.157							
10° 67 T. MORETON (1'57.941)							
Lap	Seg.1	Seg.2	Seg.3	Seg.4	Lap Time	km/h	Local Time
1		27.147	27.073	29.706	2'03.329	184,3	15:18'10.923
2	37.268	26.331	26.740	29.394	1'59.733	187,2	15:20'10.656
3	36.605	26.185	26.718	29.177	1'58.685	189,8	15:22'09.341
4	36.743	26.253	26.650	29.435	1'59.081	186,5	15:24'08.422
5	36.627	26.366	26.607	30.572	2'00.172	187,8	15:26'08.594
6	36.906	26.194	26.678	29.349	1'59.127	185,9	15:28'07.721
7	36.486	25.934	26.401	29.887	1'58.708	188,5	15:30'06.429
8	36.908	25.967	26.136	29.035	1'58.046	186,2	15:32'04.475
9	36.644	25.962	26.312	29.023	1'57.941	185,2	15:34'02.416
10	36.803	25.965	26.348	29.734	1'58.850	183,4	15:36'01.266
11	36.958	25.929	26.413	29.569	1'58.869	190,5	15:38'00.135
12	36.519	25.918	26.369	29.209	1'58.015	183,4	15:39'58.150
Race Time 23'50.556							
11° 96 M. HRAVA (1'57.811)							
Lap	Seg.1	Seg.2	Seg.3	Seg.4	Lap Time	km/h	Local Time
1		26.985	27.217	29.233	2'02.024	189,5	15:18'09.618
2	36.411	26.316	27.695	29.915	2'00.337	192,5	15:20'09.955
3	37.283	26.633	26.747	29.055	1'59.718	182,5	15:22'09.673
4	36.981	26.330	26.219	29.355	1'58.885	183,7	15:24'08.558
5	36.572	26.000	26.921	30.452	1'59.945	185,2	15:26'08.503
6	37.381	26.442	26.162	29.697	1'59.682	185,6	15:28'08.185
7	37.085	25.762	26.937	28.848	1'58.632	184,0	15:30'06.817
8	36.618	25.884	26.216	29.093	1'57.811	185,6	15:32'04.628
9	36.526	26.057	26.320	29.021	1'57.924	185,6	15:34'02.552
10	36.776	25.963	26.318	29.151	1'58.208	186,2	15:36'00.760
11	37.141	25.997	26.417	29.537	1'59.092	177,6	15:37'59.852
12	36.923	25.887	26.366	29.183	1'58.359	183,7	15:39'58.211
Race Time 23'50.617							
12° 63 A. LONGO (1'57.148)							
Lap	Seg.1	Seg.2	Seg.3	Seg.4	Lap Time	km/h	Local Time
1		27.951	27.249	29.750	2'03.530	182,1	15:18'11.124
2	37.065	26.886	26.745	29.657	2'00.353	191,2	15:20'11.477
3	37.636	26.969	26.775	29.682	2'01.062	186,5	15:22'12.539
4	37.301	26.961	26.399	29.448	2'00.109	190,1	15:24'12.648
5	36.840	26.360	26.215	29.686	1'59.101	186,5	15:26'11.749
6	37.277	25.832	26.149	29.102	1'58.360	184,3	15:28'10.109
7	36.839	25.692	26.003	29.196	1'57.730	188,2	15:30'07.839
8	36.467	26.060	26.338	29.396	1'58.261	193,2	15:32'06.100
9	36.386	25.803	26.127	28.832	1'57.148	193,2	15:34'03.248
10	36.530	26.097	25.929	29.555	1'58.111	190,1	15:36'01.359
11	36.838	26.247	26.292	29.789	1'59.166	186,9	15:38'00.525
12	36.746	26.137	25.961	29.135	1'57.979	188,8	15:39'58.504
Race Time 23'50.910							
13° 81 S. MARKARIAN (1'57.757)							
Lap	Seg.1	Seg.2	Seg.3	Seg.4	Lap Time	km/h	Local Time
1		28.797	27.229	29.804	2'05.230	185,6	15:18'12.824
2	36.749	26.301	26.767	29.875	1'59.692	187,5	15:20'12.516
3	36.639	26.247	26.723	29.421	1'59.030	191,8	15:22'11.546
4	37.109	26.184	26.162	29.346	1'58.801	181,5	15:24'10.347
5	36.487	25.820	25.997	29.982	1'58.286	185,2	15:26'08.633
Race Time 23'50.910							
14° 86 E. CELOTTI (1'57.667)							
Lap	Seg.1	Seg.2	Seg.3	Seg.4	Lap Time	km/h	Local Time
1		27.152	26.587	29.648	2'00.920	186,9	15:18'08.514
2	37.325	26.821	27.252	29.566	2'00.964	183,7	15:20'09.478
3	37.244	26.962	26.784	29.813	2'00.803	180,3	15:22'10.281
4	36.782	26.464	26.810	29.523	1'59.579	184,9	15:24'09.860
5	37.115	26.201	26.508	29.716	1'59.540	181,8	15:26'09.400
6	36.648	26.528	26.613	29.340	1'59.129	180,3	15:28'08.529
7	37.051	26.188	26.415	29.219	1'58.873	189,1	15:30'07.402
8	36.598	26.147	26.382	29.323	1'58.450	188,5	15:32'05.852
9	36.777	26.227	26.350	29.028	1'58.382	191,2	15:34'04.234
10	36.362	26.011	26.025	29.269	1'57.667	185,9	15:36'01.901
11	36.773	26.340	26.322	29.652	1'59.087	182,4	15:38'00.988
12	36.512	26.229	26.165	29.514	1'58.420	185,9	15:39'59.408
Race Time 23'51.814							
15° 70 H. GIRARDET (1'57.368)							
Lap	Seg.1	Seg.2	Seg.3	Seg.4	Lap Time	km/h	Local Time
1		27.861	28.167	30.681	2'06.999	183,7	15:18'14.593
2	37.869	27.409	27.918	31.137	2'04.333	183,7	15:20'18.926
3	37.581	26.755	27.286	29.691	2'01.313	181,2	15:22'20.239
4	37.118	26.028	26.945	30.013	2'00.104	180,0	15:24'20.343
5	37.517	25.872	26.684	29.229	1'59.302	182,4	15:26'19.645
6	36.978	25.897	26.561	29.327	1'58.763	180,3	15:28'18.408
7	36.840	25.855	26.403	29.088	1'58.186	181,5	15:30'16.594
8	36.846	25.876	26.220	28.983	1'57.925	180,3	15:32'14.519
9	36.549	25.848	26.850	30.153	1'59.400	181,5	15:34'13.919
10	36.728	25.563	26.356	29.077	1'57.724	182,4	15:36'11.643
11	36.582	25.814	25.930	29.042	1'57.368	181,5	15:38'09.011
12	36.365	25.691	26.283	29.170	1'57.509	183,7	15:40'06.520
Race Time 23'58.926							
16° 33 K. HARTMANN (1'58.634)							
Lap	Seg.1	Seg.2	Seg.3	Seg.4	Lap Time	km/h	Local Time
1		27.661	27.622	29.859	2'04.588	188,8	15:18'12.182
2	36.441	26.954	26.508	29.659	1'59.562	200,0	15:20'11.744
3	37.203	26.955	26.710	30.077	2'00.945	189,8	15:22'12.689
4	36.839	26.312	26.534	29.565	1'59.250	189,8	15:24'11.939
5	36.839	26.466	26.633	29.964	1'59.902	185,9	15:26'11.841
6	37.336	26.263	27.183	29.689	2'00.471	187,2	15:28'12.312
7	37.337	26.490	26.842	29.633	2'00.302	188,2	15:30'12.614
8	37.201	26.253	26.739	29.364	1'59.557	180,9	15:32'12.171
9	36.890	26.029	26.490	29.225	1'58.634	181,8	15:34'10.805
10	36.800	26.227	26.741	29.617	1'59.385	181,2	15:36'10.190
11	37.543	26.902	26.241	29.375	2'00.061	179,7	15:38'10.251
12	36.533	26.232	26.976	29.969	1'59.710	181,8	15:40'09.961
Race Time 24'02.367							
17° 19 B. MOLINA (1'59.636)							
Lap	Seg.1	Seg.2	Seg.3	Seg.4	Lap Time	km/h	Local Time
1		27.739	27.424	29.682	2'03.165	190,5	15:18'10.759
2	37.333	26.706	26.913	29.635	2'00.587	191,8	15:20'11.346
3	37.604	26.422	26.929	29.723	2'00.678	186,9	15:22'12.024
4	37.532	27.002	26.486	29.394	2'00.414	184,9	15:24'12.438
5	37.016	26.872	26.572	29.577	2'00.037	188,2	15:26'12.475
6	37.286	26.204	26.452	29.694	1'59.636	188,5	15:28'12.111
7	37.547	26.918	26.805	29.742	2'01.012	185,2	15:30'13.123
8	37.131	26.430	26.678	29.587	1'59.826	187,8	15:32'12.949

28/09/2019

P = Pits In/Out - C = Lap Time Cancelled

These data/results cannot be reproduced, stored and/or transmitted in whole or in part by any manner of electronic, mechanical, photocopying, recording, broadcasting or otherwise now known or herein after developed without the previous express consent by the copyright owner, except for reproduction in daily press and regular printed publications on sale to the public within 60 days of the event related to those data/results and always provided that copyright symbol appears together as follows below.

© DORNA WSBK ORGANIZATION Srl 2019



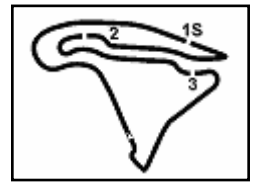
Official Fuel Supplier



Official Tyre Supplier



Official Timekeeper



Magny-Cours 4.411 m

Pirelli French Round, 27-29 September 2019

Chronological Analysis Last Chance Race

Start at 15:16'07.594

3 / 3

9	37.464	26.380	26.914	30.152	2'00.910	184,9	15:34'13.859
10	38.012	26.314	26.831	29.809	2'00.966	184,3	15:36'14.825
11	37.999	28.588	26.997	29.988	2'03.572	181,8	15:38'18.397
12	37.950	26.543	26.799	29.990	2'01.282	181,8	15:40'19.679
Race Time 24'12.085							

12	38.352	26.571	27.547	30.441	2'02.911	178,2	15:40'53.037
Race Time 24'45.443							

18° 32 A. PELIKANOVA (1'59.658)							
Lap	Seg.1	Seg.2	Seg.3	Seg.4	Lap Time	km/h	Local Time
1		31.555	27.504	30.010	2'08.283	191,5	15:18'15.877
2	37.953	26.477	27.356	30.912	2'02.698	187,8	15:20'18.575
3	37.730	26.145	27.208	29.781	2'00.864	187,8	15:22'19.439
4	37.799	26.074	26.965	29.905	2'00.743	184,9	15:24'20.182
5	38.179	26.028	26.708	29.569	2'00.484	189,1	15:26'20.666
6	37.258	26.246	26.849	29.961	2'00.314	186,9	15:28'20.980
7	37.405	26.269	26.782	29.634	2'00.090	186,9	15:30'21.070
8	37.482	26.068	26.840	29.658	2'00.048	185,2	15:32'21.118
9	37.537	26.386	26.809	29.629	2'00.361	184,6	15:34'21.479
10	37.293	26.033	26.714	29.618	1'59.658	185,2	15:36'21.137
11	37.507	26.268	26.673	29.397	1'59.845	186,5	15:38'20.982
12	37.288	26.156	27.003	29.408	1'59.855	185,9	15:40'20.837
Race Time 24'13.243							

RET 49 D. DELOUVY (1'59.978)							
Lap	Seg.1	Seg.2	Seg.3	Seg.4	Lap Time	km/h	Local Time
1		27.893	27.900	30.613	2'05.934	184,6	15:18'13.528
2	37.580	26.407	27.099	29.824	2'00.910	187,2	15:20'14.438
3	37.479	26.665	26.908	29.528	2'00.580	185,9	15:22'15.018
4	37.608	26.477	26.979	29.972	2'01.036	184,6	15:24'16.054
5	37.619	26.125	26.639	29.838	2'00.221	181,8	15:26'16.275
6	37.479	26.477	26.737	30.332	2'01.025	181,5	15:28'17.300
7	37.964	26.258	26.320	29.790	2'00.332	180,9	15:30'17.632
8	37.236	26.428	26.668	29.646	1'59.978	182,7	15:32'17.610
9	37.754	26.267	26.753	29.832	2'00.606	180,0	15:34'18.216
10	37.747	26.263	26.927	30.178	2'01.115	179,7	15:36'19.331
Race Time 20'11.737							

19° 9 S. NAUD (2'00.996)							
Lap	Seg.1	Seg.2	Seg.3	Seg.4	Lap Time	km/h	Local Time
1		28.272	28.114	30.591	2'06.792	194,9	15:18'14.386
2	37.830	27.421	27.703	30.996	2'03.950	188,5	15:20'18.336
3	37.869	27.070	27.278	30.419	2'02.636	185,6	15:22'20.972
4	37.677	26.594	27.344	30.614	2'02.229	186,9	15:24'23.201
5	37.617	26.587	27.305	29.487	2'00.996	186,2	15:26'24.197
6	37.530	26.671	27.117	30.238	2'01.556	184,9	15:28'25.753
7	37.624	26.788	27.647	30.288	2'02.347	186,2	15:30'28.100
8	37.658	26.731	27.344	30.162	2'01.895	184,9	15:32'29.995
9	37.539	26.812	27.319	30.340	2'02.010	185,2	15:34'32.005
10	38.099	27.090	27.774	30.557	2'03.520	183,4	15:36'35.525
11	38.224	27.202	27.850	30.543	2'03.819	183,4	15:38'39.344
12	38.053	27.338	27.687	30.822	2'03.900	184,6	15:40'43.244
Race Time 24'35.650							

RET 43 S. RAINERI (1'58.521)							
Lap	Seg.1	Seg.2	Seg.3	Seg.4	Lap Time	km/h	Local Time
1		27.263	27.562	29.108	2'02.468	183,4	15:18'10.062
2	37.642	26.140	26.349	29.507	1'59.638	180,3	15:20'09.700
3	37.597	26.185	26.495	28.887	1'59.164	185,9	15:22'08.864
4	37.388	26.286	26.454	28.760	1'58.888	178,8	15:24'07.752
5	37.219	26.623	26.580	30.052	2'00.474	175,9	15:26'08.226
6	37.527	26.968	26.163	29.206	1'59.864	180,0	15:28'08.090
7	37.208	25.916	26.535	28.991	1'58.650	184,9	15:30'06.740
8	36.710	26.262	26.618	28.931	1'58.521	183,1	15:32'05.261
9	36.993	26.446	26.743	29.037	1'59.219	185,6	15:34'04.480
Race Time 17'56.886							

20° 29 G. CARBONNEL (2'02.404)							
Lap	Seg.1	Seg.2	Seg.3	Seg.4	Lap Time	km/h	Local Time
1		27.730	27.915	30.617	2'06.308	182,4	15:18'13.902
2	38.652	27.192	27.695	31.285	2'04.824	179,4	15:20'18.726
3	38.628	26.707	27.215	30.226	2'02.776	177,9	15:22'21.502
4	38.448	26.710	27.095	30.269	2'02.522	175,3	15:24'24.024
5	38.711	26.865	27.123	30.222	2'02.921	173,4	15:26'26.945
6	38.712	26.917	27.105	30.290	2'03.024	172,0	15:28'29.969
7	38.659	26.670	26.987	30.271	2'02.587	172,8	15:30'32.556
8	38.617	26.695	26.983	30.109	2'02.404	172,5	15:32'34.960
9	38.607	26.820	27.129	29.986	2'02.542	172,2	15:34'37.502
10	38.764	26.813	27.009	30.450	2'03.036	171,7	15:36'40.538
11	38.605	26.738	27.065	30.253	2'02.661	170,3	15:38'43.199
12	38.585	26.849	27.148	30.136	2'02.718	172,2	15:40'45.917
Race Time 24'38.323							

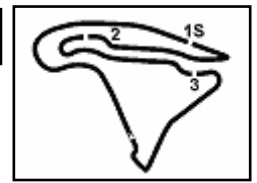
21° 87 J. STROUD (2'02.850)							
Lap	Seg.1	Seg.2	Seg.3	Seg.4	Lap Time	km/h	Local Time
1		27.950	27.599	30.638	2'05.857	188,5	15:18'13.451
2	38.785	27.085	27.873	30.895	2'04.638	182,1	15:20'18.089
3	38.318	27.316	27.557	30.880	2'04.071	182,4	15:22'22.160
4	38.291	27.495	27.456	30.579	2'03.821	182,4	15:24'25.981
5	38.398	26.728	27.619	30.596	2'03.341	180,3	15:26'29.322
6	38.575	26.973	27.601	30.486	2'03.635	179,1	15:28'32.957
7	38.585	26.856	27.756	30.675	2'03.872	177,9	15:30'36.829
8	38.246	26.648	27.490	30.466	2'02.850	179,7	15:32'39.679
9	38.243	26.703	27.753	30.412	2'03.111	179,4	15:34'42.790
10	38.466	26.837	27.606	30.806	2'03.715	178,8	15:36'46.505
11	38.684	26.842	27.595	30.500	2'03.621	177,9	15:38'50.126

28/09/2019 P = Pits In/Out - C = Lap Time Cancelled

These data/results cannot be reproduced, stored and/or transmitted in whole or in part by any manner of electronic, mechanical, photocopying, recording, broadcasting or otherwise now known or herein after developed without the previous express consent by the copyright owner, except for reproduction in daily press and regular printed publications on sale to the public within 60 days of the event related to those data/results and always provided that copyright symbol appears together as follows below.

© DORNA WSBK ORGANIZATION Srl 2019





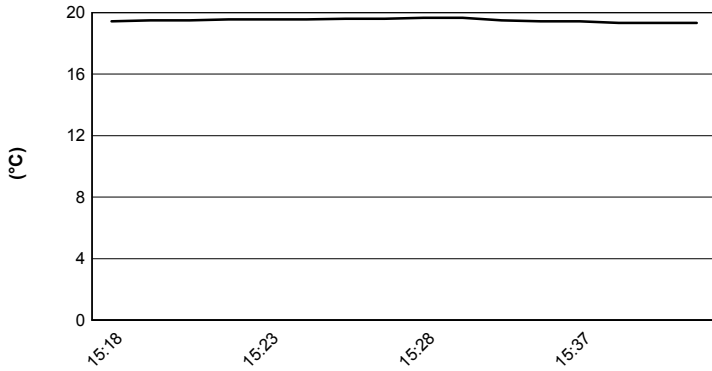
Magny-Cours 4.411 m

Pirelli French Round, 27-29 September 2019

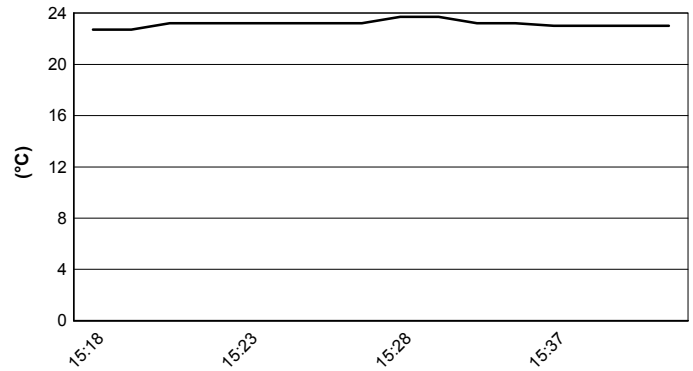
Weather Report Last Chance Race

Session started 15:16 - Session ended 15:41

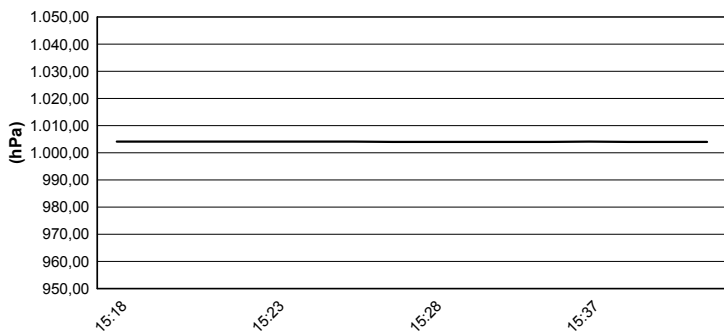
Air Temperature



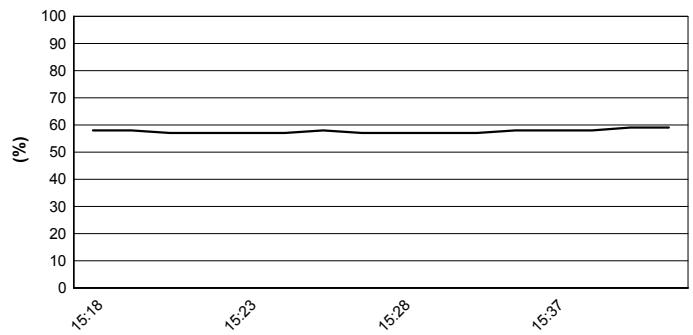
Track Temperature



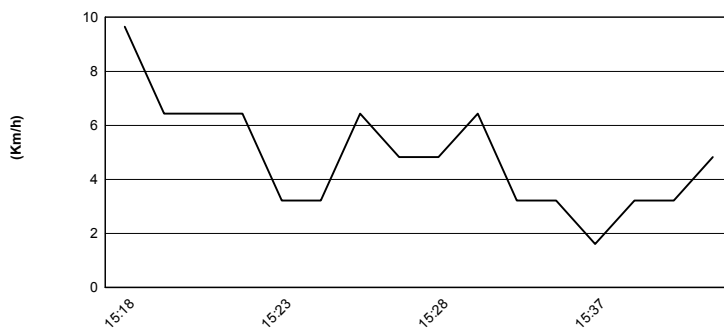
Air Pressure



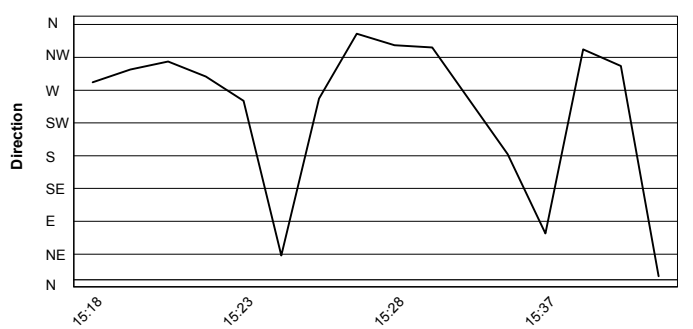
Humidity



Wind Speed



Wind Direction



28/09/2019

These data/results cannot be reproduced, stored and/or transmitted in whole or in part by any manner of electronic, mechanical, photocopying, recording, broadcasting or otherwise now known or herein after developed without the previous express consent by the copyright owner, except for reproduction in daily press and regular printed publications on sale to the public within 60 days of the event related to those data/results and always provided that copyright symbol appears together as follows below.

© DORNA WSBK ORGANIZATION Srl 2019



Official Fuel Supplier

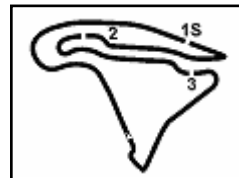


FICR PERUGIA TIMING

Official Tyre Supplier



Official Timekeeper



Magny-Cours 4.411 m

Pirelli French Round, 27-29 September 2019

Provisional Starting Grid - Race

12 Laps x 4,411 km = 52,932 km



3	25 VERDOIA A. Yamaha 2'01.319	2	1 CARRASCO A. Kawasaki 2'06.866	1	95 DEROUÉ S. Kawasaki 2'01.155	1
6	27 ROVELLI F. Kawasaki 2'07.809	5	69 BUIS J. Kawasaki 2'01.617	4	55 HENDRA PRATAMA G Yamaha 2'07.648	2
9	97 KAPPLER M. KTM 2'02.042	8	22 KALININ N. Kawasaki 2'07.868	7	39 PEREZ GONZALEZ J Kawasaki 2'01.750	3
12	14 DE LA VEGA E. Yamaha 2'08.341	11	78 FORAY J. Kawasaki 2'02.093	10	7 KAWAKAMI T. Yamaha 2'08.329	4
15	18 GONZALEZ M. Kawasaki 2'02.760	14	66 OTTEN D. Kawasaki 2'08.513	13	88 IERACI B. Kawasaki 2'02.202	5
18	10 ORRADRE U. Yamaha 2'10.065	17	54 SOFUOGLU B. Kawasaki 2'03.025	16	13 IOZZO D. Kawasaki 2'09.525	6
21	72 STEEMAN V. KTM 2'03.311	20	61 OKAYA Y. Kawasaki 2'10.527	19	46 DI SORA S. Kawasaki 2'03.173	7
24	15 BASTIANELLI M. Kawasaki 2'10.686	23	42 GARCIA M. Kawasaki 2'03.402	22	71 EDWARDS T. Kawasaki 2'10.549	8
27	68 IOVERNO J. Yamaha 2'03.678	26	17 MEUFFELS K. Kawasaki 2'10.846	25	21 SANCHEZ B. Kawasaki 2'03.595	9
30	41 JAHNIG J. KTM 2'11.342	29	8 PEREZ M. Kawasaki 2'03.888	28	23 GIACOMINI P. Kawasaki 2'11.210	10
33	85 SABATUCCI K. Yamaha	32	64 DE CANCELLIS H. Yamaha	31	57 LOI L. Kawasaki	11
36	65 FACCO J. Yamaha	35	31 ERHARD T. KTM	34	36 NEILA B. Yamaha	12

28/09/2019 The Race Director

These data/results cannot be reproduced, stored and/or transmitted in whole or in part by any manner of electronic, mechanical, photocopying, recording, broadcasting or otherwise now known or herein after developed without the previous express consent by the copyright owner, except for reproduction in daily press and regular printed publications on sale to the public within 60 days of the event related to those data/results and always provided that copyright symbol appears together as follows below.

© DORNA WSBK ORGANIZATION Srl 2019



Official Fuel Supplier



FKR PERUGIA TIMING

Official Tyre Supplier



Official Timekeeper