

## Pirelli French Round, 27-29 September 2019

### Results Race

Magny-Cours 4.411 m

Laps 12 = 52,932 Km - Time of Race 23'02.800 - Avg. 137,804 km/h

1 / 2

Pos	Grid	No.	Rider	Nat	Team	Bike	Class	LL	Gap	Rel.	Fastest Lap	Speed	Qualifying	Speed
1	2	1	A. CARRASCO	ESP	Kawasaki Provec WorldSSP300	Kawasaki Ninja 400	A	12			1'54.297	185,6	2'06.866	187,8
2	14	18	M. GONZALEZ	ESP	Kawasaki ParkinGO Team	Kawasaki Ninja 400	B	12	0.233	0.233	1'54.280	197,4	2'02.760	188,8
3	1	95	S. DEROUE	NED	Kawasaki MOTOPOST	Kawasaki Ninja 400	B	12	0.430	0.197	1'54.065	193,5	2'01.155	192,5
4	3	25	A. VERDOÍA	FRA	BCD Yamaha MS Racing	Yamaha YZF-R3	B	12	0.586	0.156	1'54.256	189,5	2'01.319	186,9
5	4	55	G. HENDRA PRATAMA	INA	Semakin Di Depan Biblion Motoxrcing	Yamaha YZF-R3	A	12	4.130	3.544	1'54.690	192,2	2'07.648	185,9
6	29	57	L. LOI	BEL	2R Racing Team	Kawasaki Ninja 400	A	12	7.608	3.478	1'54.660	199,3	2'13.838	182,7
7	12	88	B. IERACI	ITA	Kawasaki GP Project	Kawasaki Ninja 400	B	12	7.840	0.232	1'54.852	199,3	2'02.202	189,8
8	5	69	J. BUIS	NED	MTM Racing Team	Kawasaki Ninja 400	B	12	8.061	0.221	1'54.967	190,8	2'01.617	187,2
9	20	72	V. STEEMAN	NED	Freudenberg KTM Junior Team	KTM RC 390 R	B	12	10.833	2.772	1'55.101	196,7	2'03.311	188,5
10	8	22	N. KALININ	UKR	Nutec - RT Motorsports by SKM - Kawasaki	Kawasaki Ninja 400	A	12	11.047	0.214	1'55.497	194,2	2'07.868	186,2
11	22	42	M. GARCIA	ESP	DS Junior Team	Kawasaki Ninja 400	B	12	11.273	0.226	1'55.449	194,9	2'03.402	189,8
12	10	7	T. KAWAKAMI	BRA	BCD Yamaha MS Racing	Yamaha YZF-R3	A	12	13.801	2.528	1'55.582	192,9	2'08.329	184,3
13	15	13	D. IOZZO	RSA	Nutec - RT Motorsports by SKM - Kawasaki	Kawasaki Ninja 400	A	12	18.538	4.737	1'55.611	194,9	2'09.525	188,5
14	18	46	S. DI SORA	FRA	Flembbo Leader Team	Kawasaki Ninja 400	B	12	18.733	0.195	1'55.607	195,3	2'03.173	189,1
15	9	97	M. KAPPLER	GER	Freudenberg KTM WorldSSP Team	KTM RC 390 R	B	12	19.207	0.474	1'55.645	194,9	2'02.042	187,5
16	P30	64	H. DE CANCELLIS	FRA	Team Trasimeno Yamaha	Yamaha YZF-R3	B	12	19.264	0.057	1'55.698	195,7	2'05.079	180,6
17	6	27	F. ROVELLI	ITA	Kawasaki ParkinGO Team	Kawasaki Ninja 400	A	12	19.312	0.048	1'56.190	193,5	2'07.809	182,1
18	11	78	J. FORAY	FRA	Prodina IRCOS Kawasaki	Kawasaki Ninja 400	B	12	19.451	0.139	1'55.799	194,2	2'02.093	189,1
19	17	10	U. ORRADRE	ESP	BCD Yamaha MS Racing	Yamaha YZF-R3	A	12	19.555	0.104	1'55.642	197,8	2'10.065	184,0
20	27	23	P. GIACOMINI	ITA	Kawasaki GP Project	Kawasaki Ninja 400	A	12	19.867	0.312	1'55.982	193,2	2'11.210	180,3
21	28	41	J. JAHNIG	GER	Freudenberg KTM Junior Team	KTM RC 390 R	A	12	23.742	3.875	1'55.448	196,0	2'11.342	181,2
22	19	61	Y. OKAYA	JPN	DS Junior Team	Kawasaki Ninja 400	A	12	24.176	0.434	1'56.000	199,3	2'10.527	182,7
23	16	54	B. SOFUOGLU	TUR	Turkish Puccetti Racing by TSM	Kawasaki Ninja 400	B	12	25.586	1.410	1'56.206	190,1	2'03.025	185,6
24	36	85	K. SABATUCCI	ITA	Team Trasimeno Yamaha	Yamaha YZF-R3	A	12	29.277	3.691	1'56.251	189,8	2'13.562	176,5
25	24	21	B. SANCHEZ	ESP	Scuderia Maranga Racing	Kawasaki Ninja 400	B	12	29.859	0.582	1'56.817	190,5	2'03.595	188,8
26	23	15	M. BASTIANELLI	ITA	Prodina IRCOS Kawasaki	Kawasaki Ninja 400	A	12	29.963	0.104	1'56.710	196,4	2'10.686	186,9
27	32	31	T. ERHARD	GER	Freudenberg KTM WorldSSP Team	KTM RC 390 R	A	12	30.531	0.568	1'56.709	197,4	2'12.877	185,6
28	31	36	B. NEILA	ESP	BCD Yamaha MS Racing	Yamaha YZF-R3	B	12	30.732	0.201	1'56.690	194,6	2'06.268	187,5
29	34	14	E. DE LA VEGA	FRA	Team MHP Racing-Patrick Pons	Yamaha YZF-R3	A	12	38.597	7.865	1'57.312	184,0	2'08.341	180,9
30	33	65	J. FACCO	ITA	Semakin Di Depan Biblion Motoxrcing	Yamaha YZF-R3	B	12	42.938	4.341	1'58.050	189,1	2'04.783	185,9
-----Not Classified-----														
RET	7	39	J. PEREZ GONZALEZ	ESP	DS Junior Team	Kawasaki Ninja 400	B	11	1 Lap		1'56.379	193,9	2'01.750	190,8
RET	35	8	M. PEREZ	ESP	Carl Cox-RT Motorsports by SKM-Kawasaki	Kawasaki Ninja 400	B	7	5 Laps		1'58.065	184,0	2'03.888	181,5
RET	26	68	J. IOVERNO	ITA	Terra e Moto	Yamaha YZF-R3	B	6	6 Laps		2'01.889	195,3	2'03.678	185,2
RET	13	66	D. OTTEN	NED	MTM Racing Team	Kawasaki Ninja 400	A	2	10 Laps		1'57.024	195,7	2'08.513	184,6
RET	21	71	T. EDWARDS	AUS	Kawasaki ParkinGO Team	Kawasaki Ninja 400	A	0				198,9	2'10.549	184,0
RET	25	17	K. MEUFFELS	NED	Kawasaki MOTOPOST	Kawasaki Ninja 400	A	0				193,9	2'10.846	186,2

AIR	Humidity:	48%	Temp:	25°C
TRACK	Condition:	Dry	Temp:	28°C

Records	Pole (SP2)	2018	S.Deroue	1'54.034	139,25 Km/h
	Race (RC)	2018	M.Perez	1'54.561	138,61 Km/h
	All Times (SP2)	2018	S.Deroue	1'54.034	139,25 Km/h
Race Fastest Lap	(New Record)	Lap 11	S.Deroue	1'54.065	139,22 Km/h

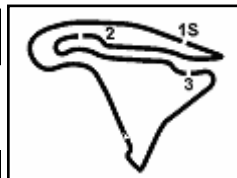
Start 15:16 End 15:41 The results are provisional until the end of the time limit for protests and appeals and the completion of the technical checks.

29/09/2019 15:16 15:41

These data/results cannot be reproduced, stored and/or transmitted in whole or in part by any manner of electronic, mechanical, photocopying, recording, broadcasting or otherwise now known or herein after developed without the previous express consent by the copyright owner, except for reproduction in daily press and regular printed publications on sale to the public within 60 days of the event related to those data/results and always provided that copyright symbol appears together as follows below.

© DORNA WSBK ORGANIZATION Srl 2019





## Pirelli French Round, 27-29 September 2019

### Results Race

Magny-Cours 4.411 m

2 / 2

#### LAP LEADERS

No.	Rider	From	To	Laps	Total
95	S. DEROUE	1	1	1	1
1	A. CARRASCO	2	3	2	
18	M. GONZALEZ	4	4	1	1
1	A. CARRASCO	5	6	2	
25	A. VERDOIA	7	7	1	1
1	A. CARRASCO	8	12	5	9

#### TOTAL LEADER LAPS

No.	Rider	Laps	No.	Rider	Laps
1	A. CARRASCO	21	64	H. DE CANCELLIS	5
18	M. GONZALEZ	20	41	J. JAHNIG	4
55	G. HENDRA PRATAMA	8	88	B. IERACI	4
95	S. DEROUE	7	85	K. SABATUCCI	2
42	M. GARCIA	6	8	M. PEREZ	1
72	V. STEEMAN	6	28	O. BONOLI	1
25	A. VERDOIA	5			

### Race Highlights

Time	No. Rider	Description
15.13.13		Warm-up Lap Start
15.16.24		Start
15.17.13	17 Meuffels	Crashed - Turn 5
15.17.13	68 Ioverno	Crashed - Turn 5
15.17.46	17 Meuffels	Re-joined
15.18.08	68 Ioverno	Re-joined
15.18.14	71 Edwards	Entered Pits
15.18.21	71 Edwards	Crashed - Turn 17
15.18.38	17 Meuffels	Entered Pits
15.19.25	71 Edwards	Retired
15.19.55	17 Meuffels	Retired
15.20.09		No Jump Start
15.20.37	66 Otten	Crashed - Turn 2
15.21.07	66 Otten	Out
15.28.10	25 Verdoia	Transponder Not Working
15.30.33	8 Perez	Entered Pits
15.31.45		2/3 of Race Distance Completed
15.31.50	8 Perez	Retired
15.31.58	68 Ioverno	Entered Pits
15.32.39	68 Ioverno	Not Actively Competing
15.35.41		New Lap Record
15.39.23		2019 FIM Supersport 300 World Champion: M.Gonzalez
15.39.49	39 Perez Gonzalez	Crashed - Turn 15
15.41.12		End Of Session
16.03.54	64 De Cancellis	Penalized to drop 1 position

Start End The results are provisional until the end of the time limit for protests and appeals and the completion of the technical checks.

29/09/2019 15:16 15:41

These data/results cannot be reproduced, stored and/or transmitted in whole or in part by any manner of electronic, mechanical, photocopying, recording, broadcasting or otherwise now known or herein after developed without the previous express consent by the copyright owner, except for reproduction in daily press and regular printed publications on sale to the public within 60 days of the event related to those data/results and always provided that copyright symbol appears together as follows below.

© DORNA WSBK ORGANIZATION Srl 2019



Official Fuel Supplier

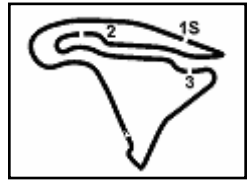


PIRELLI PERGOIA TIMING

Official Tyre Supplier



Official Timekeeper



Magny-Cours 4.411 m

1 / 4

## Pirelli French Round, 27-29 September 2019

### Lap Chart Race

	Lap											
	1	2	3	4	5	6	7	8	9	10	11	12
1	95	1	1	18	1	1	25	1	1	1	1	1
2	25	25	25	25	25	25	1	25	18	25	25	18
3	1	95	18	1	18	18	18	18	25	18	18	95
4	55	18	95	95	95	95	55	55	95	95	95	25
5	7	55	88	88	55	55	95	95	55	55	55	55
6	22	7	55	55	88	88	88	57	88	88	57	57
7	66	22	69	69	69	57	57	88	57	57	88	88
8	69	69	22	22	22	69	69	69	69	69	69	69
9	18	88	7	7	57	22	72	72	22	72	72	72
10	39	66	57	57	7	72	22	22	42	42	42	22
11	88	57	72	72	72	7	7	7	72	22	22	42
12	27	39	42	42	42	42	42	7	7	7	7	7
13	57	72	39	13	13	13	13	13	97	46	64	13
14	10	42	13	97	64	64	97	78	13	13	13	46
15	97	13	27	64	97	97	64	97	64	64	27	64
16	13	27	97	39	78	78	78	64	46	97	39	97
17	42	97	64	27	27	27	27	39	78	27	46	27
18	72	64	78	78	39	39	39	27	39	39	97	78
19	54	10	54	10	46	46	46	46	27	78	78	10
20	64	78	10	61	54	23	10	10	23	23	10	23
21	78	54	61	54	61	10	23	23	10	10	23	41
22	46	61	46	46	10	61	54	61	61	61	61	61
23	61	46	23	23	23	54	61	54	54	41	54	54
24	23	23	21	21	21	41	41	41	41	41	54	85
25	21	21	31	41	41	21	21	21	21	21	21	21
26	36	15	15	31	85	85	85	85	85	31	85	15
27	15	36	41	85	31	15	15	15	15	85	31	31
28	65	31	36	15	15	31	31	31	31	15	15	36
29	31	65	85	36	36	36	36	36	36	36	36	14
30	41	41	65	65	14	14	14	14	14	14	14	65
31	85	85	14	14	65	65	65	65	65	65	65	65
32	8	14	8	8	8	8	8					
33	14	8	68	68	68	68						
34	68	68										

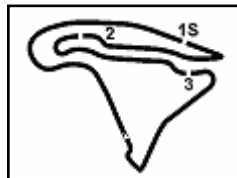
Final Result		
1	<b>1 A. CARRASCO</b>	Laps 12
2	<b>18 M. GONZALEZ</b>	0.233
3	<b>95 S. DEROUÉ</b>	0.430
4	<b>25 A. VERDOIA</b>	0.586
5	<b>55 G. HENDRA PRATAMA</b>	4.130
6	<b>57 L. LOI</b>	7.608
7	<b>88 B. IERACI</b>	7.840
8	<b>69 J. BUIS</b>	8.061
9	<b>72 V. STEEMAN</b>	10.833
10	<b>22 N. KALININ</b>	11.047
11	<b>42 M. GARCIA</b>	11.273
12	<b>7 T. KAWAKAMI</b>	13.801
13	<b>13 D. IOZZO</b>	18.538
14	<b>46 S. DI SORA</b>	18.733
15	<b>97 M. KAPPLER</b>	19.207
16	<b>64 H. DE CANCELLIS (P)</b>	19.264
17	<b>27 F. ROVELLI</b>	19.312
18	<b>78 J. FORAY</b>	19.451
19	<b>10 U. ORRADRE</b>	19.555
20	<b>23 P. GIACOMINI</b>	19.867
21	<b>41 J. JAHNIG</b>	23.742
22	<b>61 Y. OKAYA</b>	24.176
23	<b>54 B. SOFUOGLU</b>	25.586
24	<b>85 K. SABATUCCI</b>	29.277
25	<b>21 B. SANCHEZ</b>	29.859
26	<b>15 M. BASTIANELLI</b>	29.963
27	<b>31 T. ERHARD</b>	30.531
28	<b>36 B. NEILA</b>	30.732
29	<b>14 E. DE LA VEGA</b>	38.597
30	<b>65 J. FACCO</b>	42.938
RET	<b>17 K. MEUFFELS</b>	
RET	<b>71 T. EDWARDS</b>	
RET	<b>39 J. PEREZ GONZALEZ</b>	1 Lap
RET	<b>8 M. PEREZ</b>	5 Laps
RET	<b>68 J. IOVERNO</b>	6 Laps
RET	<b>66 D. OTTEN</b>	10 Laps

29/09/2019

These data/results cannot be reproduced, stored and/or transmitted in whole or in part by any manner of electronic, mechanical, photocopying, recording, broadcasting or otherwise now known or herein after developed without the previous express consent by the copyright owner, except for reproduction in daily press and regular printed publications on sale to the public within 60 days of the event related to those data/results and always provided that copyright symbol appears together as follows below.

© DORNA WSBK ORGANIZATION Srl 2019





## Pirelli French Round, 27-29 September 2019

### Lap Chart Race

Magny-Cours 4.411 m

2 / 4

#### Lap 1

1	95 S.Deroue	1'56.242
2	25 A.Verdoia	0.182
3	1 A.Carrasco	0.359
4	55 G.Hendra Pratama	0.544
5	7 T.Kawakami	0.709
6	22 N.Kalinin	1.087
7	66 D.Otten	1.573
8	69 J.Buis	1.803
9	18 M.Gonzalez	2.000
10	39 J.Perez Gonzalez	2.206
11	88 B.Ieraci	2.366
12	27 F.Rovelli	2.606
13	57 L.Loi	2.711
14	10 U.Orradre	2.873
15	97 M.Kappler	3.109
16	13 D.Iozzo	3.247
17	42 M.Garcia	3.451
18	72 V.Steeman	3.685
19	54 B.Sofuoglu	3.865
20	64 H.De Cancellis	3.953
21	78 J.Foray	4.499
22	46 S.Di Sora	4.697
23	61 Y.Okaya	5.010
24	23 P.Giacomini	5.217
25	21 B.Sanchez	5.982
26	36 B.Neila	6.364
27	15 M.Bastianelli	6.956
28	65 J.Facco	7.194
29	31 T.Erhard	7.576
30	41 J.Jahnig	8.899
31	85 K.Sabatucci	8.972
32	8 M.Perez	9.163
33	14 E.De La Vega	9.327
34	68 J.Ioverno	1'13.583

2	25 A.Verdoia	0.143
3	18 M.Gonzalez	0.362
4	95 S.Deroue	0.701
5	88 B.Ieraci	1.333
6	55 G.Hendra Pratama	1.451
7	69 J.Buis	1.748
8	22 N.Kalinin	2.055
9	7 T.Kawakami	2.260
10	57 L.Loi	2.891
11	72 V.Steeman	3.611
12	42 M.Garcia	4.321
13	39 J.Perez Gonzalez	4.562
14	13 D.Iozzo	4.931
15	27 F.Rovelli	5.029
16	97 M.Kappler	5.235
17	64 H.De Cancellis	5.326
18	78 J.Foray	5.549
19	54 B.Sofuoglu	5.957
20	10 U.Orradre	6.075
21	61 Y.Okaya	6.441
22	46 S.Di Sora	7.252
23	23 P.Giacomini	7.445
24	21 B.Sanchez	8.566
25	31 T.Erhard	10.279
26	15 M.Bastianelli	10.467
27	41 J.Jahnig	10.641
28	36 B.Neila	10.844
29	85 K.Sabatucci	11.046
30	65 J.Facco	11.704
31	14 E.De La Vega	13.122
32	8 M.Perez	22.672
33	68 J.Ioverno	1'28.632

#### Lap 4

1	18 M.Gonzalez	7'43.623
2	25 A.Verdoia	0.174
3	1 A.Carrasco	0.341
4	95 S.Deroue	0.528
5	88 B.Ieraci	1.276
6	55 G.Hendra Pratama	1.476
7	69 J.Buis	1.770
8	22 N.Kalinin	2.148
9	7 T.Kawakami	2.314
10	57 L.Loi	2.726
11	72 V.Steeman	3.548
12	42 M.Garcia	4.461
13	13 D.Iozzo	5.014
14	97 M.Kappler	5.352
15	64 H.De Cancellis	5.496
16	39 J.Perez Gonzalez	5.760
17	27 F.Rovelli	6.053
18	78 J.Foray	6.236
19	10 U.Orradre	6.993
20	61 Y.Okaya	7.240
21	54 B.Sofuoglu	7.479
22	46 S.Di Sora	7.699
23	23 P.Giacomini	8.070
24	21 B.Sanchez	10.248
25	41 J.Jahnig	11.587
26	31 T.Erhard	12.256
27	85 K.Sabatucci	12.409
28	15 M.Bastianelli	12.659
29	36 B.Neila	12.894
30	65 J.Facco	14.713
31	14 E.De La Vega	15.374
32	8 M.Perez	25.209
33	68 J.Ioverno	1'35.910

#### Lap 5

1	1 A.Carrasco	9'38.832
2	25 A.Verdoia	0.150
3	18 M.Gonzalez	0.446
4	95 S.Deroue	0.735
5	55 G.Hendra Pratama	1.435
6	88 B.Ieraci	1.754

7	69 J.Buis	2.209
8	22 N.Kalinin	2.437
9	57 L.Loi	2.678
10	7 T.Kawakami	2.850
11	72 V.Steeman	3.529
12	42 M.Garcia	4.730
13	13 D.Iozzo	5.557
14	64 H.De Cancellis	6.327
15	97 M.Kappler	6.701
16	78 J.Foray	6.917
17	27 F.Rovelli	7.080
18	39 J.Perez Gonzalez	7.159
19	46 S.Di Sora	8.097
20	54 B.Sofuoglu	8.476
21	61 Y.Okaya	8.803
22	10 U.Orradre	8.962
23	23 P.Giacomini	9.395
24	21 B.Sanchez	12.558
25	41 J.Jahnig	13.533
26	85 K.Sabatucci	13.942
27	31 T.Erhard	14.571
28	15 M.Bastianelli	14.815
29	36 B.Neila	15.133
30	14 E.De La Vega	17.717
31	65 J.Facco	17.963
32	8 M.Perez	28.178
33	68 J.Ioverno	1'42.755

#### Lap 6

1	1 A.Carrasco	11'33.871
2	25 A.Verdoia	0.250
3	18 M.Gonzalez	0.497
4	95 S.Deroue	0.790
5	55 G.Hendra Pratama	1.256
6	88 B.Ieraci	2.097
7	57 L.Loi	2.337
8	69 J.Buis	2.751
9	22 N.Kalinin	3.409
10	72 V.Steeman	3.665
11	7 T.Kawakami	3.798
12	42 M.Garcia	5.400
13	13 D.Iozzo	6.865
14	64 H.De Cancellis	7.657
15	97 M.Kappler	8.417
16	78 J.Foray	8.457
17	27 F.Rovelli	8.577
18	39 J.Perez Gonzalez	8.713
19	46 S.Di Sora	9.274
20	23 P.Giacomini	10.338
21	10 U.Orradre	10.501
22	61 Y.Okaya	10.879
23	54 B.Sofuoglu	11.106
24	41 J.Jahnig	15.273
25	21 B.Sanchez	15.495
26	85 K.Sabatucci	16.228
27	15 M.Bastianelli	16.974
28	31 T.Erhard	17.332
29	36 B.Neila	17.505
30	14 E.De La Vega	20.904
31	65 J.Facco	21.206
32	8 M.Perez	31.565
33	68 J.Ioverno	1'49.605

#### Lap 7

1	25 A.Verdoia	13'29.672
2	1 A.Carrasco	0.308
3	18 M.Gonzalez	0.582
4	55 G.Hendra Pratama	0.732
5	95 S.Deroue	0.923
6	88 B.Ieraci	1.833
7	57 L.Loi	2.001
8	69 J.Buis	2.171
9	72 V.Steeman	3.436
10	22 N.Kalinin	3.928
11	7 T.Kawakami	4.234

#### Lap 8

1	1 A.Carrasco	15'24.277
2	25 A.Verdoia	0.601
3	18 M.Gonzalez	0.834
4	55 G.Hendra Pratama	1.014
5	95 S.Deroue	1.216
6	57 L.Loi	2.056
7	88 B.Ieraci	2.328
8	69 J.Buis	2.533
9	72 V.Steeman	4.451
10	22 N.Kalinin	4.820
11	7 T.Kawakami	6.097
12	42 M.Garcia	6.393
13	13 D.Iozzo	10.066
14	78 J.Foray	10.241
15	97 M.Kappler	10.649
16	64 H.De Cancellis	10.744
17	39 J.Perez Gonzalez	11.198
18	27 F.Rovelli	11.464
19	46 S.Di Sora	11.578
20	10 U.Orradre	13.015
21	23 P.Giacomini	13.286
22	61 Y.Okaya	13.751
23	54 B.Sofuoglu	14.079
24	41 J.Jahnig	17.884
25	21 B.Sanchez	18.780
26	85 K.Sabatucci	19.904
27	15 M.Bastianelli	20.294
28	31 T.Erhard	20.817
29	36 B.Neila	21.026
30	14 E.De La Vega	26.866
31	65 J.Facco	27.350

#### Lap 9

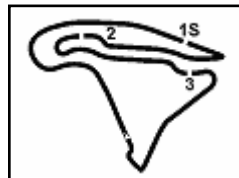
1	1 A.Carrasco	17'19.197
2	18 M.Gonzalez	0.222
3	25 A.Verdoia	0.424
4	95 S.Deroue	1.114
5	55 G.Hendra Pratama	1.322
6	88 B.Ieraci	2.591
7	57 L.Loi	2.956
8	69 J.Buis	3.298
9	22 N.Kalinin	6.156
10	42 M.Garcia	6.922
11	72 V.Steeman	7.293
12	7 T.Kawakami	7.707
13	97 M.Kappler	12.023
14	13 D.Iozzo	12.243
15	64 H.De Cancellis	12.300
16	46 S.Di Sora	12.534
17	78 J.Foray	12.727
18	39 J.Perez Gonzalez	12.878
19	27 F.Rovelli	13.111

29/09/2019

These data/results cannot be reproduced, stored and/or transmitted in whole or in part by any manner of electronic, mechanical, photocopying, recording, broadcasting or otherwise now known or herein after developed without the previous express consent by the copyright owner, except for reproduction in daily press and regular printed publications on sale to the public within 60 days of the event related to those data/results and always provided that copyright symbol appears together as follows below.

© DORNA WSBK ORGANIZATION Srl 2019





Magny-Cours 4.411 m

3 / 4

## Pirelli French Round, 27-29 September 2019

### Lap Chart Race

20	23	P.Giacomini	14.595	29	36	B.Neila	28.346
21	10	U.Orradre	14.765	30	14	E.De La Vega	36.014
22	61	Y.Okaya	15.046	31	65	J.Facco	38.645
23	54	B.Sofuoglu	15.992				
24	41	J.Jahnig	19.049				
25	21	B.Sanchez	21.015				
26	85	K.Sabatucci	22.416				
27	15	M.Bastianelli	22.725				
28	31	T.Erhard	23.109				
29	36	B.Neila	23.231				
30	14	E.De La Vega	29.785				
31	65	J.Facco	30.650				

#### Lap 12

1	1	A.Carrasco	23'02.800
2	18	M.Gonzalez	0.233
3	95	S.Deroue	0.430
4	25	A.Verdoia	0.586
5	55	G.Hendra Pratama	4.130
6	57	L.Lo	7.608
7	88	B.Ieraci	7.840
8	69	J.Buis	8.061
9	72	V.Steeman	10.833
10	22	N.Kalinin	11.047
11	42	M.Garcia	11.273
12	7	T.Kawakami	13.801
13	13	D.Iozzo	18.538
14	46	S.Di Sora	18.733
15	64	H.De Cancellis	18.964
16	97	M.Kappler	19.207
17	27	F.Rovelli	19.312
18	78	J.Foray	19.451
19	10	U.Orradre	19.555
20	23	P.Giacomini	19.867
21	41	J.Jahnig	23.742
22	61	Y.Okaya	24.176
23	54	B.Sofuoglu	25.586
24	85	K.Sabatucci	29.277
25	21	B.Sanchez	29.859
26	15	M.Bastianelli	29.963
27	31	T.Erhard	30.531
28	36	B.Neila	30.732
29	14	E.De La Vega	38.597
30	65	J.Facco	42.938

#### Lap 10

1	1	A.Carrasco	19'13.680
2	25	A.Verdoia	0.197
3	18	M.Gonzalez	0.489
4	95	S.Deroue	0.920
5	55	G.Hendra Pratama	1.529
6	88	B.Ieraci	3.862
7	57	L.Lo	3.954
8	69	J.Buis	4.236
9	72	V.Steeman	7.911
10	42	M.Garcia	8.189
11	22	N.Kalinin	8.524
12	7	T.Kawakami	9.375
13	46	S.Di Sora	13.952
14	13	D.Iozzo	14.251
15	64	H.De Cancellis	14.349
16	97	M.Kappler	14.709
17	27	F.Rovelli	14.818
18	39	J.Perez Gonzalez	14.925
19	78	J.Foray	15.180
20	23	P.Giacomini	16.185
21	10	U.Orradre	16.451
22	61	Y.Okaya	18.783
23	54	B.Sofuoglu	18.978
24	41	J.Jahnig	20.789
25	21	B.Sanchez	24.270
26	31	T.Erhard	25.335
27	85	K.Sabatucci	25.402
28	15	M.Bastianelli	25.632
29	36	B.Neila	25.967
30	14	E.De La Vega	32.614
31	65	J.Facco	34.305

#### Lap 11

1	1	A.Carrasco	21'07.991
2	25	A.Verdoia	0.192
3	18	M.Gonzalez	0.458
4	95	S.Deroue	0.674
5	55	G.Hendra Pratama	2.833
6	57	L.Lo	5.858
7	88	B.Ieraci	6.221
8	69	J.Buis	6.382
9	72	V.Steeman	9.527
10	42	M.Garcia	9.962
11	22	N.Kalinin	10.231
12	7	T.Kawakami	11.495
13	64	H.De Cancellis	16.243
14	13	D.Iozzo	16.703
15	27	F.Rovelli	16.813
16	39	J.Perez Gonzalez	16.993
17	46	S.Di Sora	17.229
18	97	M.Kappler	17.473
19	78	J.Foray	17.648
20	10	U.Orradre	17.782
21	23	P.Giacomini	18.455
22	61	Y.Okaya	21.687
23	41	J.Jahnig	21.926
24	54	B.Sofuoglu	22.756
25	21	B.Sanchez	27.113
26	85	K.Sabatucci	27.342
27	31	T.Erhard	27.771
28	15	M.Bastianelli	28.062

29/09/2019

These data/results cannot be reproduced, stored and/or transmitted in whole or in part by any manner of electronic, mechanical, photocopying, recording, broadcasting or otherwise now known or herein after developed without the previous express consent by the copyright owner, except for reproduction in daily press and regular printed publications on sale to the public within 60 days of the event related to those data/results and always provided that copyright symbol appears together as follows below.

© DORNA WSBK ORGANIZATION Srl 2019



Official Fuel Supplier

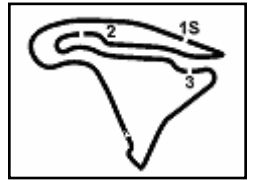


Official Tyre Supplier



Official Timekeeper





Magny-Cours 4.411 m

4 / 4

Pirelli French Round, 27-29 September 2019

Lap Chart Race

### Race Pace Comparison

	1 Car	18 Gon	95 Der	25 Ver	55 Hen	57 Loi	88 Ier	69 Bui	72 Ste	22 KaM	42 Gar	7 Kaw	13 Ioz	46 DiS
1	1'56.601	1'58.242	1'56.242	1'56.424	1'56.786	1'58.953	1'58.608	1'58.045	1'59.927	1'57.329	1'59.693	1'56.951	1'59.489	2'00.939
2	1'56.022	1'55.292	1'57.061	1'56.389	1'56.945	1'56.306	1'55.968	1'56.327	1'56.083	1'56.909	1'56.369	1'57.037	1'56.808	1'57.528
3	1'55.472	1'54.923	1'55.493	1'55.425	1'55.815	1'55.727	<b>1'54.852</b>	1'55.471	1'55.696	1'55.912	1'56.354	1'56.367	1'56.729	1'56.880
4	1'55.869	1'55.166	1'55.355	1'55.559	1'55.553	1'55.363	1'55.471	1'55.550	1'55.465	1'55.621	1'55.668	<b>1'55.582</b>	<b>1'55.611</b>	1'55.975
5	1'54.868	1'55.655	1'55.416	1'55.185	1'55.168	1'55.161	1'55.687	1'55.648	1'55.190	1'55.498	1'55.478	1'55.745	1'55.752	<b>1'55.607</b>
6	1'55.039	1'55.090	1'55.094	1'55.139	1'54.860	1'54.698	1'55.382	1'55.581	1'55.175	1'56.011	1'55.709	1'55.987	1'56.347	1'56.216
7	1'56.109	1'55.886	1'55.934	1'55.551	1'55.277	1'55.465	1'55.537	1'55.221	1'55.572	1'56.320	1'55.735	1'56.237	1'56.723	1'56.162
8	<b>1'54.297</b>	1'54.857	1'54.898	1'55.206	1'54.887	<b>1'54.660</b>	1'55.100	<b>1'54.967</b>	1'55.620	<b>1'55.497</b>	1'55.664	1'56.468	1'56.884	1'56.548
9	1'54.920	1'54.308	1'54.818	1'54.743	1'55.228	1'55.820	1'55.183	1'55.685	1'57.762	1'56.256	<b>1'55.449</b>	1'56.530	1'57.097	1'55.876
10	1'54.483	1'54.750	1'54.289	<b>1'54.256</b>	<b>1'54.690</b>	1'55.481	1'55.754	1'55.421	<b>1'55.101</b>	1'56.851	1'55.750	1'56.151	1'56.491	1'55.901
11	1'54.311	<b>1'54.280</b>	<b>1'54.065</b>	1'54.306	1'55.615	1'56.215	1'56.670	1'56.457	1'55.927	1'56.018	1'56.084	1'56.431	1'56.763	1'57.588
12	1'54.809	1'54.584	1'54.565	1'55.203	1'56.106	1'56.559	1'56.428	1'56.488	1'56.115	1'55.625	1'56.120	1'57.115	1'56.644	1'56.313

	97 Kap	64 DeC	27 Rov	78 For	10 Orr	23 Gia	41 Jah	61 Oka	54 Sof	85 Sab	21 San	15 Bas	31 Erh	36 Nei
1	1'59.351	2'00.195	1'58.848	2'00.741	1'59.115	2'01.459	2'05.141	2'01.252	2'00.107	2'05.214	2'02.224	2'03.198	2'03.818	2'02.606
2	1'57.363	1'56.602	1'57.613	1'56.480	1'57.870	1'57.455	1'57.184	1'56.769	1'57.396	1'57.343	1'57.467	1'57.532	1'57.518	1'58.422
3	1'56.616	1'56.624	1'56.663	1'56.423	1'57.185	1'56.626	1'56.411	1'56.515	1'56.549	1'56.584	1'56.970	1'57.832	1'57.038	1'57.911
4	<b>1'55.645</b>	<b>1'55.698</b>	1'56.552	1'56.215	1'56.446	1'56.153	1'56.474	1'56.327	1'57.050	1'56.891	1'57.210	1'57.720	1'57.505	1'57.578
5	1'56.558	1'56.040	1'56.236	1'55.890	1'57.178	1'56.534	1'57.155	1'56.772	<b>1'56.206</b>	1'56.742	1'57.519	1'57.365	1'57.524	1'57.448
6	1'56.755	1'56.369	1'56.536	1'56.579	1'56.578	<b>1'55.982</b>	1'56.779	1'57.115	1'57.669	1'57.325	1'57.976	1'57.198	1'57.800	1'57.411
7	1'56.180	1'56.991	1'56.520	1'56.391	1'56.379	1'56.843	1'56.469	1'57.278	1'56.835	1'57.113	1'56.874	1'56.848	1'57.006	1'57.000
8	1'56.458	1'56.502	1'56.773	<b>1'55.799</b>	1'56.541	1'56.511	1'56.548	<b>1'56.000</b>	1'56.544	1'56.969	<b>1'56.817</b>	1'56.878	1'56.885	1'56.927
9	1'56.294	1'56.476	1'56.567	1'57.406	1'56.670	1'56.229	1'56.085	1'56.215	1'56.833	1'57.432	1'57.155	1'57.351	1'57.212	1'57.125
10	1'57.169	1'56.532	<b>1'56.190</b>	1'56.936	1'56.169	1'56.073	1'56.223	1'58.220	1'57.469	1'57.469	1'57.738	1'57.390	<b>1'56.709</b>	1'57.219
11	1'57.075	1'56.205	1'56.306	1'56.779	<b>1'55.642</b>	1'56.581	<b>1'55.448</b>	1'57.215	1'58.089	<b>1'56.251</b>	1'57.154	1'56.741	1'56.747	<b>1'56.690</b>
12	1'56.543	1'57.530	1'57.308	1'56.612	1'56.582	1'56.221	1'56.625	1'57.298	1'57.639	1'56.744	1'57.555	<b>1'56.710</b>	1'57.569	1'57.195

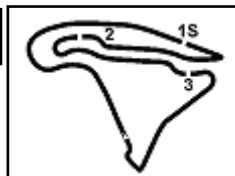
	14 DeL	65 Fac	39 Prz	8 Per	68 Iov	66 Ott
1	2'05.569	2'03.436	1'58.448	2'05.405	3'09.825	1'57.815
2	1'58.037	1'58.313	1'56.931	2'06.562	2'04.207	<b>1'57.024</b>
3	1'57.611	<b>1'58.050</b>	1'57.278	1'58.800	2'02.695	
4	1'57.780	1'58.537	1'56.726	<b>1'58.065</b>	2'02.806	
5	1'57.552	1'58.459	1'56.608	1'58.178	2'02.054	
6	1'58.226	1'58.282	1'56.593	1'58.426	<b>2'01.889</b>	
7	1'58.017	1'58.113	1'56.483	2'19.787		
8	1'58.351	1'58.437	1'56.408			
9	1'57.839	1'58.220	1'56.600			
10	<b>1'57.312</b>	1'58.138	1'56.530			
11	1'57.711	1'58.651	<b>1'56.379</b>			
12	1'57.392	1'59.102				

29/09/2019

These data/results cannot be reproduced, stored and/or transmitted in whole or in part by any manner of electronic, mechanical, photocopying, recording, broadcasting or otherwise now known or herein after developed without the previous express consent by the copyright owner, except for reproduction in daily press and regular printed publications on sale to the public within 60 days of the event related to those data/results and always provided that copyright symbol appears together as follows below.

© DORNA WSBK ORGANIZATION Srl 2019





## Pirelli French Round, 27-29 September 2019

### Best Sectors & Speed Race

#### RESULTS

1	1 A. CARRASCO	Kawasaki Ninja 400	Laps 12
2	18 M. GONZALEZ	Kawasaki Ninja 400	0.233
3	95 S. DEROUE	Kawasaki Ninja 400	0.430
4	25 A. VERDOIA	Yamaha YZF-R3	0.586
5	55 G. HENDRA PRATAMA	Yamaha YZF-R3	4.130
6	57 L. LOI	Kawasaki Ninja 400	7.608
7	88 B. IERACI	Kawasaki Ninja 400	7.840
8	69 J. BUIS	Kawasaki Ninja 400	8.061
9	72 V. STEEMAN	KTM RC 390 R	10.833
10	22 N. KALININ	Kawasaki Ninja 400	11.047
11	42 M. GARCIA	Kawasaki Ninja 400	11.273
12	7 T. KAWAKAMI	Yamaha YZF-R3	13.801
13	13 D. IOZZO	Kawasaki Ninja 400	18.538
14	46 S. DI SORA	Kawasaki Ninja 400	18.733
15	97 M. KAPPLER	KTM RC 390 R	19.207
16	64 H. DE CANCELLIS	Yamaha YZF-R3	19.264
17	27 F. ROVELLI	Kawasaki Ninja 400	19.312
18	78 J. FORAY	Kawasaki Ninja 400	19.451
19	10 U. ORRADRE	Yamaha YZF-R3	19.555
20	23 P. GIACOMINI	Kawasaki Ninja 400	19.867
21	41 J. JAHNIG	KTM RC 390 R	23.742
22	61 Y. OKAYA	Kawasaki Ninja 400	24.176
23	54 B. SOFUOGLU	Kawasaki Ninja 400	25.586
24	85 K. SABATUCCI	Yamaha YZF-R3	29.277
25	21 B. SANCHEZ	Kawasaki Ninja 400	29.859
26	15 M. BASTIANELLI	Kawasaki Ninja 400	29.963
27	31 T. ERHARD	KTM RC 390 R	30.531
28	36 B. NEILA	Yamaha YZF-R3	30.732
29	14 E. DE LA VEGA	Yamaha YZF-R3	38.597
30	65 J. FACCO	Yamaha YZF-R3	42.938
RET	17 K. MEUFFELS	Kawasaki Ninja 400	
RET	71 T. EDWARDS	Kawasaki Ninja 400	
RET	39 J. PEREZ GONZALEZ	Kawasaki Ninja 400	1 Lap
RET	8 M. PEREZ	Kawasaki Ninja 400	5 Laps
RET	68 J. IOVERNO	Yamaha YZF-R3	6 Laps
RET	66 D. OTTEN	Kawasaki Ninja 400	10 Laps

#### SPEED

1	88 B. IERACI	Kawasaki Ninja 400	199.3
2	57 L. LOI	Kawasaki Ninja 400	199.3
3	61 Y. OKAYA	Kawasaki Ninja 400	199.3
4	71 T. EDWARDS	Kawasaki Ninja 400	198.9
5	10 U. ORRADRE	Yamaha YZF-R3	197.8
6	18 M. GONZALEZ	Kawasaki Ninja 400	197.4
7	31 T. ERHARD	KTM RC 390 R	197.4
8	72 V. STEEMAN	KTM RC 390 R	196.7
9	15 M. BASTIANELLI	Kawasaki Ninja 400	196.4
10	41 J. JAHNIG	KTM RC 390 R	196.0
11	64 H. DE CANCELLIS	Yamaha YZF-R3	195.7
12	66 D. OTTEN	Kawasaki Ninja 400	195.7
13	46 S. DI SORA	Kawasaki Ninja 400	195.3
14	68 J. IOVERNO	Yamaha YZF-R3	195.3
15	13 D. IOZZO	Kawasaki Ninja 400	194.9
16	42 M. GARCIA	Kawasaki Ninja 400	194.9
17	97 M. KAPPLER	KTM RC 390 R	194.9
18	36 B. NEILA	Yamaha YZF-R3	194.6
19	22 N. KALININ	Kawasaki Ninja 400	194.2
20	78 J. FORAY	Kawasaki Ninja 400	194.2
21	17 K. MEUFFELS	Kawasaki Ninja 400	193.9
22	39 J. PEREZ GONZALEZ	Kawasaki Ninja 400	193.9
23	95 S. DEROUE	Kawasaki Ninja 400	193.5
24	27 F. ROVELLI	Kawasaki Ninja 400	193.5
25	23 P. GIACOMINI	Kawasaki Ninja 400	193.2
26	7 T. KAWAKAMI	Yamaha YZF-R3	192.9
27	55 G. HENDRA PRATAMA	Yamaha YZF-R3	192.2
28	69 J. BUIS	Kawasaki Ninja 400	190.8
29	21 B. SANCHEZ	Kawasaki Ninja 400	190.5
30	54 B. SOFUOGLU	Kawasaki Ninja 400	190.1
31	85 K. SABATUCCI	Yamaha YZF-R3	189.8
32	25 A. VERDOIA	Yamaha YZF-R3	189.5
33	65 J. FACCO	Yamaha YZF-R3	189.1
34	1 A. CARRASCO	Kawasaki Ninja 400	185.6
35	14 E. DE LA VEGA	Yamaha YZF-R3	184.0
36	8 M. PEREZ	Kawasaki Ninja 400	184.0

#### SEG. 1

1	95 S. DEROUE	35.260
2	55 G. HENDRA PRATAMA	35.329
3	25 A. VERDOIA	35.339
4	88 B. IERACI	35.400
5	18 M. GONZALEZ	35.407
6	1 A. CARRASCO	35.482
7	69 J. BUIS	35.618
8	7 T. KAWAKAMI	35.620
9	61 Y. OKAYA	35.634
10	57 L. LOI	35.668
11	97 M. KAPPLER	35.676
12	64 H. DE CANCELLIS	35.680
13	23 P. GIACOMINI	35.708
14	72 V. STEEMAN	35.729
15	78 J. FORAY	35.778
16	42 M. GARCIA	35.788
17	22 N. KALININ	35.791
18	39 J. PEREZ GONZALEZ	35.816
19	27 F. ROVELLI	35.833
20	46 S. DI SORA	35.839
21	41 J. JAHNIG	35.859
22	10 U. ORRADRE	35.887
23	15 M. BASTIANELLI	35.892
24	13 D. IOZZO	35.960
25	36 B. NEILA	36.039
26	54 B. SOFUOGLU	36.118
27	66 D. OTTEN	36.154
28	31 T. ERHARD	36.197
29	85 K. SABATUCCI	36.333
30	21 B. SANCHEZ	36.506
31	14 E. DE LA VEGA	36.558
32	65 J. FACCO	36.695
33	8 M. PEREZ	37.131
34	71 T. EDWARDS	37.136
35	68 J. IOVERNO	38.080

#### SEG. 2

1	25 A. VERDOIA	24.915
2	95 S. DEROUE	24.954
3	18 M. GONZALEZ	24.969
4	1 A. CARRASCO	24.973
5	88 B. IERACI	25.015
6	72 V. STEEMAN	25.049
7	57 L. LOI	25.065
8	22 N. KALININ	25.102
9	13 D. IOZZO	25.134
10	42 M. GARCIA	25.154
11	55 G. HENDRA PRATAMA	25.156
12	69 J. BUIS	25.172
13	46 S. DI SORA	25.210
14	78 J. FORAY	25.247
15	10 U. ORRADRE	25.266
16	7 T. KAWAKAMI	25.273
17	23 P. GIACOMINI	25.289
18	21 B. SANCHEZ	25.330
19	64 H. DE CANCELLIS	25.335
20	41 J. JAHNIG	25.340
21	85 K. SABATUCCI	25.351
22	27 F. ROVELLI	25.358
23	61 Y. OKAYA	25.388
24	39 J. PEREZ GONZALEZ	25.410
25	97 M. KAPPLER	25.415
26	54 B. SOFUOGLU	25.437
27	36 B. NEILA	25.461
28	31 T. ERHARD	25.525
29	8 M. PEREZ	25.556
30	14 E. DE LA VEGA	25.566
31	65 J. FACCO	25.576
32	15 M. BASTIANELLI	25.656
33	66 D. OTTEN	25.956
34	68 J. IOVERNO	26.416
35	71 T. EDWARDS	27.282
36	17 K. MEUFFELS	45.485

#### SEG. 3

1	95 S. DEROUE	25.308
2	69 J. BUIS	25.454
3	72 V. STEEMAN	25.465
4	1 A. CARRASCO	25.478
5	25 A. VERDOIA	25.478
6	18 M. GONZALEZ	25.503
7	57 L. LOI	25.565
8	41 J. JAHNIG	25.597
9	88 B. IERACI	25.610
10	97 M. KAPPLER	25.610
11	55 G. HENDRA PRATAMA	25.642
12	39 J. PEREZ GONZALEZ	25.663
13	42 M. GARCIA	25.663
14	78 J. FORAY	25.670
15	22 N. KALININ	25.692
16	46 S. DI SORA	25.707
17	54 B. SOFUOGLU	25.718
18	61 Y. OKAYA	25.718
19	64 H. DE CANCELLIS	25.765
20	10 U. ORRADRE	25.775
21	7 T. KAWAKAMI	25.809
22	15 M. BASTIANELLI	25.832
23	27 F. ROVELLI	25.836
24	13 D. IOZZO	25.847
25	85 K. SABATUCCI	25.912
26	66 D. OTTEN	25.921
27	31 T. ERHARD	25.934
28	23 P. GIACOMINI	25.935
29	36 B. NEILA	26.088
30	14 E. DE LA VEGA	26.094
31	21 B. SANCHEZ	26.153
32	65 J. FACCO	26.255
33	8 M. PEREZ	26.299
34	71 T. EDWARDS	26.335
35	17 K. MEUFFELS	26.835
36	68 J. IOVERNO	27.175

#### SEG. 4

1	57 L. LOI	27.998
2	18 M. GONZALEZ	28.039
3	25 A. VERDOIA	28.067
4	1 A. CARRASCO	28.075
5	22 N. KALININ	28.092
6	7 T. KAWAKAMI	28.118
7	72 V. STEEMAN	28.193
8	42 M. GARCIA	28.199
9	55 G. HENDRA PRATAMA	28.202
10	95 S. DEROUE	28.234
11	69 J. BUIS	28.307
12	88 B. IERACI	28.352
13	13 D. IOZZO	28.366
14	46 S. DI SORA	28.408
15	10 U. ORRADRE	28.454
16	39 J. PEREZ GONZALEZ	28.470
17	27 F. ROVELLI	28.476
18	23 P. GIACOMINI	28.477
19	54 B. SOFUOGLU	28.484
20	61 Y. OKAYA	28.504
21	78 J. FORAY	28.541
22	14 E. DE LA VEGA	28.549
23	85 K. SABATUCCI	28.559
24	21 B. SANCHEZ	28.564
25	41 J. JAHNIG	28.565
26	97 M. KAPPLER	28.570
27	15 M. BASTIANELLI	28.580
28	64 H. DE CANCELLIS	28.582
29	36 B. NEILA	28.585
30	31 T. ERHARD	28.621
31	65 J. FACCO	28.812
32	66 D. OTTEN	28.833
33	8 M. PEREZ	28.928
34	68 J. IOVERNO	29.772

29/09/2019

These data/results cannot be reproduced, stored and/or transmitted in whole or in part by any manner of electronic, mechanical, photocopying, recording, broadcasting or otherwise now known or herein after developed without the previous express consent by the copyright owner, except for reproduction in daily press and regular printed publications on sale to the public within 60 days of the event related to those data/results and always provided that copyright symbol appears together as follows below.

© DORNA WSBK ORGANIZATION Srl 2019



Official Fuel Supplier



FICR PERUGIA TIMING

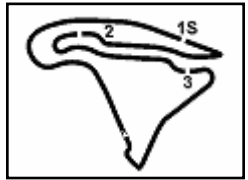
Official Tyre Supplier



Official Timekeeper







## Pirelli French Round, 27-29 September 2019

### Chronological Analysis Race

Magny-Cours 4.411 m

Start at 15:16'12.828

2 / 4

Lap	Seg.1	Seg.2	Seg.3	Seg.4	Lap Time	km/h	Local Time
3	36.355	25.338	25.644	28.359	1'55.696	192,2	15:22'04.534
4	36.236	25.157	25.684	28.388	1'55.465	186,2	15:23'59.999
5	36.205	<b>25.049</b>	<b>25.465</b>	28.471	1'55.190	186,2	15:25'55.189
6	36.126	25.272	25.526	28.251	1'55.175	185,6	15:27'50.364
7	36.594	25.205	25.580	<b>28.193</b>	1'55.572	185,6	15:29'45.936
8	36.203	25.341	25.753	28.323	1'55.620	184,9	15:31'41.556
9	36.318	25.123	25.549	30.772	1'57.762	183,7	15:33'39.318
10	35.810	25.212	25.670	28.409	<b>1'55.101</b>	187,5	15:35'34.419
11	36.508	25.188	25.710	28.521	1'55.927	182,7	15:37'30.346
12	36.293	25.642	25.569	28.611	1'56.115	182,7	15:39'26.461
Race Time 23'13.633							

10° 22 N. KALININ (1'55.497)							
Lap	Seg.1	Seg.2	Seg.3	Seg.4	Lap Time	km/h	Local Time
1		26.560	26.145	28.661	1'57.329	<b>194,2</b>	15:18'10.157
2	35.824	25.726	26.251	29.108	1'56.909	188,5	15:20'07.066
3	<b>35.791</b>	25.884	25.854	28.383	1'55.912	189,5	15:22'02.978
4	35.966	25.385	25.832	28.438	1'55.621	189,1	15:23'58.599
5	35.957	25.317	25.846	28.378	1'55.498	186,5	15:25'54.097
6	35.971	25.564	25.939	28.537	1'56.011	189,8	15:27'50.108
7	37.112	25.201	25.849	28.158	1'56.320	185,9	15:29'46.428
8	36.168	<b>25.102</b>	26.135	<b>28.092</b>	<b>1'55.497</b>	184,9	15:31'41.925
9	36.118	25.298	25.802	29.038	1'56.256	186,9	15:33'38.181
10	37.004	25.647	25.863	28.337	1'56.851	178,2	15:35'35.032
11	36.037	25.724	25.810	28.447	1'56.018	184,9	15:37'31.050
12	36.111	25.409	<b>25.692</b>	28.413	1'55.625	185,6	15:39'26.675
Race Time 23'13.847							

11° 42 M. GARCIA (1'55.449)							
Lap	Seg.1	Seg.2	Seg.3	Seg.4	Lap Time	km/h	Local Time
1		26.552	26.299	29.218	1'59.693	191,2	15:18'12.521
2		25.722	25.983	28.876	1'56.369	<b>194,9</b>	15:20'08.890
3	36.273	25.749	25.919	28.413	1'56.354	189,1	15:22'05.244
4	36.234	25.246	25.871	28.317	1'55.668	185,2	15:24'00.912
5	36.359	<b>25.154</b>	25.668	28.297	1'55.478	181,8	15:25'56.390
6	36.156	25.294	25.789	28.470	1'55.709	180,9	15:27'52.099
7	36.526	25.288	25.722	<b>28.199</b>	1'55.735	181,8	15:29'47.834
8	36.161	25.235	25.870	28.398	1'55.664	181,5	15:31'43.498
9	35.993	25.288	25.841	28.327	<b>1'55.449</b>	182,7	15:33'38.947
10	36.198	25.541	25.719	28.292	1'55.750	179,4	15:35'34.697
11	36.370	25.517	25.752	28.445	1'56.084	185,9	15:37'30.781
12	35.845	25.694	<b>25.663</b>	28.918	1'56.120	183,4	15:39'26.901
Race Time 23'14.073							

12° 7 T. KAWAKAMI (1'55.582)							
Lap	Seg.1	Seg.2	Seg.3	Seg.4	Lap Time	km/h	Local Time
1		25.871	26.317	28.935	1'56.951	187,5	15:18'09.779
2	<b>35.620</b>	25.956	26.276	29.185	1'57.037	185,2	15:20'06.816
3	35.927	26.069	26.029	28.342	1'56.367	184,6	15:22'03.183
4	35.973	<b>25.273</b>	25.897	28.439	<b>1'55.582</b>	189,5	15:23'58.765
5	35.836	25.628	<b>25.809</b>	28.472	1'55.745	184,3	15:25'54.510
6	35.648	25.625	26.012	28.702	1'55.987	<b>192,9</b>	15:27'50.497
7	36.784	25.418	25.917	<b>28.118</b>	1'56.237	182,7	15:29'46.734
8	35.843	25.693	26.212	28.720	1'56.468	184,3	15:31'43.202
9	36.463	25.488	26.142	28.437	1'56.530	179,7	15:33'39.732
10	35.973	25.510	26.170	28.498	1'56.151	184,6	15:35'35.883
11	36.334	25.449	26.126	28.522	1'56.431	180,9	15:37'32.314
12	36.632	25.580	26.215	28.688	1'57.115	178,2	15:39'29.429
Race Time 23'16.601							

13° 13 D. IOZZO (1'55.611)							
Lap	Seg.1	Seg.2	Seg.3	Seg.4	Lap Time	km/h	Local Time
1		27.376	26.515	29.299	1'59.489	194,6	15:18'12.317
2	<b>35.960</b>	25.616	26.019	29.213	1'56.808	193,5	15:20'09.125
3	36.080	25.530	26.026	29.093	1'56.729	193,5	15:22'05.854
4	36.088	25.307	25.850	<b>28.366</b>	<b>1'55.611</b>	<b>194,9</b>	15:24'01.465
5	36.261	<b>25.134</b>	25.877	28.480	1'55.752	185,6	15:25'57.217

14° 46 S. DI SORA (1'55.607)							
Lap	Seg.1	Seg.2	Seg.3	Seg.4	Lap Time	km/h	Local Time
1		27.152	26.245	29.560	2'00.939	<b>195,3</b>	15:18'13.767
2	36.694	25.938	26.199	28.697	1'57.528	184,9	15:20'11.295
3	36.536	25.896	25.986	28.462	1'56.880	185,6	15:22'08.175
4	36.264	<b>25.210</b>	25.742	28.759	1'55.975	191,2	15:24'04.150
5	35.887	25.532	25.768	28.420	<b>1'55.607</b>	189,5	15:25'59.757
6	36.365	25.348	25.866	28.637	1'56.216	181,5	15:27'55.973
7	36.098	25.550	25.953	28.561	1'56.162	186,5	15:29'52.135
8	36.230	25.571	25.962	28.785	1'56.548	183,4	15:31'48.683
9	36.153	25.376	<b>25.707</b>	28.640	1'55.876	184,6	15:33'44.559
10	35.878	25.513	26.102	<b>28.408</b>	1'55.901	190,8	15:35'40.460
11	36.588	26.346	25.952	<b>28.702</b>	1'57.588	179,4	15:37'38.048
12	<b>35.839</b>	25.603	26.191	28.680	1'56.313	186,9	15:39'34.361
Race Time 23'21.533							

15° 97 M. KAPPLER (1'55.645)							
Lap	Seg.1	Seg.2	Seg.3	Seg.4	Lap Time	km/h	Local Time
1		27.546	26.440	29.397	1'59.351	<b>194,9</b>	15:18'12.179
2	36.226	26.134	26.238	28.765	1'57.363	186,2	15:20'09.542
3	35.720	25.871	26.305	28.720	1'56.616	191,8	15:22'06.158
4	35.720	25.534	25.821	<b>28.570</b>	<b>1'55.645</b>	192,2	15:24'01.803
5	36.134	<b>25.415</b>	26.244	28.765	1'56.558	188,8	15:25'58.361
6	36.333	25.721	25.984	28.717	1'56.755	183,4	15:27'55.116
7	36.264	25.597	25.663	28.656	1'56.180	184,9	15:29'51.296
8	36.245	25.785	<b>25.610</b>	28.818	1'56.458	179,7	15:31'47.754
9	35.970	25.725	25.861	28.738	1'56.294	182,7	15:33'44.048
10	36.371	25.737	26.098	28.963	1'57.169	180,0	15:35'41.217
11	35.963	26.436	25.938	28.738	1'57.075	186,2	15:37'38.292
12	<b>35.676</b>	25.764	26.142	28.961	1'56.543	190,1	15:39'34.835
Race Time 23'22.007							

16° 64 H. DE CANCELLIS (1'55.698)							
Lap	Seg.1	Seg.2	Seg.3	Seg.4	Lap Time	km/h	Local Time
1		26.332	26.529	29.334	2'00.195	<b>195,7</b>	15:18'13.023
2	<b>35.680</b>	25.945	25.878	29.099	1'56.602	192,9	15:20'09.625
3	35.726	25.893	26.254	28.751	1'56.624	193,9	15:22'06.249
4	35.807	25.509	25.788	28.594	<b>1'55.698</b>	192,5	15:24'01.947
5	36.118	<b>25.335</b>	25.928	28.659	1'56.040	189,5	15:25'57.987
6	36.195	25.504	26.048	28.622	1'56.369	177,9	15:27'54.356
7	36.698	25.511	25.832	28.950	1'56.991	177,6	15:29'51.347
8	36.223	25.807	<b>25.765</b>	28.707	1'56.502	175,6	15:31'47.849
9	36.092	25.673	<b>25.891</b>	28.820	1'56.476	184,9	15:33'44.325
10	36.250	25.608	25.909	28.765	1'56.532	186,2	15:35'40.857
11	36.309	25.391	25.923	<b>28.582</b>	1'56.205	187,2	15:37'37.062
12	36.563	25.669	25.884	29.414	1'57.530	173,6	15:39'34.592
Race Time 23'21.764 + 0.300Pen							

17° 27 F. ROVELLI (1'56.190)							
Lap	Seg.1	Seg.2	Seg.3	Seg.4	Lap Time	km/h	Local Time
1		26.861	26.227	29.927	1'58.848	190,1	15:18'11.676
2	36.760	25.944	26.092	28.817	1'57.613	188,2	15:20'09.289
3	36.319	25.831	<b>25.836</b>	28.677	1'56.663	193,2	15:22'05.952
4	36.050	25.966	25.858	28.678	1'56.552	<b>193,5</b>	15:24'02.504
5	36.207	25.627	25.926	<b>28.476</b>	1'56.236	186,9	15:25'58.740
6	36.016	25.446	26.312	28.762	1'56.536	192,2	15:27'55.276
7	36.085	25.722	25.935	28.778	1'56.520	186,5	15:29'51.796
8	35.955	<b>25.358</b>	25.952	29.508	1'56.773	190,8	15:31'48.569

29/09/2019 P = Pits In/Out - C = Lap Time Cancelled

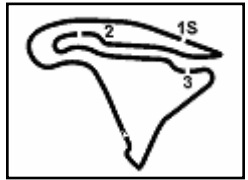
These data/results cannot be reproduced, stored and/or transmitted in whole or in part by any manner of electronic, mechanical, photocopying, recording, broadcasting or otherwise now known or herein after developed without the previous express consent by the copyright owner, except for reproduction in daily press and regular printed publications on sale to the public within 60 days of the event related to those data/results and always provided that copyright symbol appears together as follows below.

© DORNA WSBK ORGANIZATION Srl 2019

Official Fuel Supplier

Official Tyre Supplier

Official Timekeeper



## Pirelli French Round, 27-29 September 2019

### Chronological Analysis Race

Magny-Cours 4.411 m

Start at 15:16'12.828

3 / 4

Lap	Seg.1	Seg.2	Seg.3	Seg.4	Lap Time	km/h	Local Time
9	36.242	25.526	26.103	28.696	1'56.567	184,0	15:33'45.136
10	35.867	25.658	25.949	28.716	<b>1'56.190</b>	188,8	15:35'41.326
11	35.978	25.594	26.243	28.491	1'56.306	189,1	15:37'37.632
12	36.176	26.037	26.121	28.974	1'57.308	182,1	15:39'34.940
Race Time 23'22.112							
<b>22° 61 Y. OKAYA (1'56.000)</b>							
Lap	Seg.1	Seg.2	Seg.3	Seg.4	Lap Time	km/h	Local Time
1		27.153	26.820	30.086	2'01.252	<b>199,3</b>	15:18'14.080
2	36.300	25.523	26.026	28.920	1'56.769	187,8	15:20'10.849
3	36.421	25.398	25.885	28.811	1'56.515	187,5	15:22'07.364
4	<b>35.634</b>	25.768	26.064	28.861	1'56.327	189,8	15:24'03.691
5	36.419	25.926	<b>25.718</b>	28.709	1'56.772	183,1	15:26'00.463
6	36.452	25.837	26.054	28.772	1'57.115	184,3	15:27'57.578
7	36.767	25.527	25.971	29.013	1'57.278	186,9	15:29'54.856
8	36.115	<b>25.388</b>	25.993	<b>28.504</b>	<b>1'56.000</b>	183,1	15:31'50.856
9	36.265	25.400	25.851	28.699	1'56.215	185,6	15:33'47.071
10	37.208	25.902	26.272	28.838	1'58.220	180,9	15:35'45.291
11	36.556	25.505	26.246	28.908	1'57.215	180,0	15:37'42.506
12	36.594	25.910	25.818	28.976	1'57.298	186,5	15:39'39.804
Race Time 23'26.542							
<b>23° 54 B. SOFUOGLU (1'56.206)</b>							
Lap	Seg.1	Seg.2	Seg.3	Seg.4	Lap Time	km/h	Local Time
1		27.118	26.430	29.720	2'00.107	<b>190,1</b>	15:18'12.935
2	36.555	25.826	26.224	28.791	1'57.396	185,9	15:20'10.331
3	36.379	25.458	25.885	28.827	1'56.549	187,5	15:22'06.880
4	<b>36.118</b>	25.654	26.033	29.245	1'57.050	189,5	15:24'03.930
5	36.271	25.595	<b>25.718</b>	28.622	<b>1'56.206</b>	<b>190,1</b>	15:26'00.136
6	36.805	25.640	26.496	28.728	1'57.669	183,7	15:27'57.805
7	36.563	25.448	26.191	28.633	1'56.835	189,1	15:29'54.640
8	36.439	25.458	26.163	<b>28.484</b>	1'56.544	187,5	15:31'51.184
9	36.627	<b>25.437</b>	26.116	28.653	1'56.833	182,4	15:33'48.017
10	36.502	25.541	26.553	28.873	1'57.469	184,9	15:35'45.486
11	36.663	25.672	26.949	28.805	1'58.089	182,1	15:37'43.575
12	36.835	25.458	26.215	29.131	1'57.639	177,6	15:39'41.214
Race Time 23'28.386							
<b>24° 85 K. SABATUCCI (1'56.251)</b>							
Lap	Seg.1	Seg.2	Seg.3	Seg.4	Lap Time	km/h	Local Time
1		26.302	26.643	29.423	2'05.214	180,9	15:18'18.042
2	37.336	25.430	<b>25.912</b>	28.665	1'57.343	181,5	15:20'15.385
3	36.525	25.467	26.010	28.582	1'56.584	188,8	15:22'11.969
4	<b>36.333</b>	25.488	25.957	29.113	1'56.891	186,2	15:24'08.860
5	36.487	25.359	26.060	28.836	1'56.742	<b>189,8</b>	15:26'05.602
6	36.902	25.576	26.110	28.737	1'57.325	181,8	15:28'02.927
7	37.012	25.532	26.010	<b>28.559</b>	1'57.113	180,9	15:30'00.040
8	36.740	25.545	26.085	28.599	1'56.969	183,1	15:31'57.009
9	36.900	25.443	26.432	28.657	1'57.432	186,2	15:33'54.441
10	36.879	25.404	26.214	28.972	1'57.469	184,0	15:35'51.910
11	36.337	<b>25.351</b>	25.968	28.595	<b>1'56.251</b>	188,8	15:37'48.161
12	36.453	25.523	26.074	28.694	1'56.744	186,5	15:39'44.905
Race Time 23'32.077							
<b>25° 21 B. SANCHEZ (1'56.817)</b>							
Lap	Seg.1	Seg.2	Seg.3	Seg.4	Lap Time	km/h	Local Time
1		29.223	26.465	28.924	2'02.224	<b>190,5</b>	15:18'15.052
2	36.960	25.601	26.342	<b>28.564</b>	1'57.467	181,2	15:20'12.519
3	36.532	25.498	26.356	28.584	1'56.970	184,3	15:22'09.489
4	<b>36.506</b>	<b>25.330</b>	26.586	28.788	1'57.210	182,7	15:24'06.699
5	36.927	25.547	26.407	28.638	1'57.519	179,7	15:26'04.218
6	36.946	25.536	26.757	28.737	1'57.976	178,2	15:28'02.194
7	36.653	25.399	<b>26.153</b>	28.669	1'56.874	182,1	15:29'59.068
8	36.513	25.371	26.332	28.601	<b>1'56.817</b>	180,9	15:31'55.885
9	36.611	25.557	26.379	28.608	1'57.155	178,8	15:33'53.040
10	36.778	25.508	26.465	28.987	1'57.738	179,4	15:35'50.778
11	36.587	25.498	26.416	28.653	1'57.154	178,2	15:37'47.932
12	36.580	25.512	26.312	29.151	1'57.555	179,4	15:39'45.487
Race Time 23'32.659							
<b>21° 41 J. JAHNIG (1'55.448)</b>							
Lap	Seg.1	Seg.2	Seg.3	Seg.4	Lap Time	km/h	Local Time
1		31.743	26.358	29.457	2'05.141	<b>196,0</b>	15:18'17.969
2	36.490	25.900	26.013	28.781	1'57.184	183,1	15:20'15.153
3	36.123	25.588	25.743	28.957	1'56.411	187,2	15:22'11.564
4	36.066	25.374	26.059	28.975	1'56.474	188,8	15:24'08.038
5	36.431	25.680	26.023	29.021	1'57.155	182,1	15:26'05.193
6	36.203	25.651	26.125	28.800	1'56.779	185,2	15:28'01.972
7	36.306	25.463	25.975	28.725	1'56.469	180,3	15:29'58.441
8	36.225	25.456	25.970	28.897	1'56.548	180,3	15:31'54.989
9	36.191	25.382	25.947	<b>28.565</b>	1'56.085	179,1	15:33'51.074
10	36.077	25.436	26.028	28.682	1'56.223	180,6	15:35'47.297
11	<b>35.859</b>	<b>25.340</b>	<b>25.597</b>	28.652	<b>1'55.448</b>	184,0	15:37'42.745

29/09/2019 P = Pits In/Out - C = Lap Time Cancelled

These data/results cannot be reproduced, stored and/or transmitted in whole or in part by any manner of electronic, mechanical, photocopying, recording, broadcasting or otherwise now known or herein after developed without the previous express consent by the copyright owner, except for reproduction in daily press and regular printed publications on sale to the public within 60 days of the event related to those data/results and always provided that copyright symbol appears together as follows below.

© DORNA WSBK ORGANIZATION Srl 2019

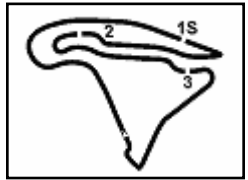


Official Fuel Supplier

FKR PERUGIA TIMING

Official Tyre Supplier

Official Timekeeper



## Pirelli French Round, 27-29 September 2019

### Chronological Analysis Race

Magny-Cours 4.411 m

Start at 15:16'12.828

4 / 4

26° 15 M. BASTIANELLI (1'56.710)							
Lap	Seg.1	Seg.2	Seg.3	Seg.4	Lap Time	km/h	Local Time
1		28.144	27.764	29.390	2'03.198	196,4	15:18'16.026
2	36.393	25.773	26.333	29.033	1'57.532	186,5	15:20'13.558
3	36.604	25.690	26.286	29.252	1'57.832	184,3	15:22'11.390
4	36.315	26.302	26.276	28.827	1'57.720	184,3	15:24'09.110
5	36.295	26.390	<b>25.832</b>	28.848	1'57.365	185,9	15:26'06.475
6	36.101	25.851	26.400	28.846	1'57.198	191,5	15:28'03.673
7	36.391	25.668	26.087	28.702	1'56.848	187,5	15:30'00.521
8	36.217	25.762	26.192	28.707	1'56.878	183,4	15:31'57.399
9	36.479	25.766	26.433	28.673	1'57.351	183,1	15:33'54.750
10	36.547	25.813	26.220	28.810	1'57.390	184,3	15:35'52.140
11	36.147	25.871	26.143	<b>28.580</b>	1'56.741	183,4	15:37'48.881
12	<b>35.892</b>	<b>25.656</b>	26.154	29.008	<b>1'56.710</b>	186,5	15:39'45.591
Race Time 23'32.763							

1					28.211	26.372	29.961	2'03.436	<b>189,1</b>	15:18'16.264
2	<b>36.695</b>				25.864	26.567	29.187	1'58.313	183,7	15:20'14.577
3	36.923				25.997	26.318	<b>28.812</b>	<b>1'58.050</b>	183,7	15:22'12.627
4	37.044				25.732	26.601	29.160	1'58.537	180,0	15:24'11.164
5	37.121				26.088	<b>26.255</b>	28.995	1'58.459	177,0	15:26'09.623
6	36.882				25.938	26.520	28.942	1'58.282	177,9	15:28'07.905
7	36.958				25.842	26.425	28.888	1'58.113	179,7	15:30'06.018
8	37.135				25.817	26.528	28.957	1'58.437	177,6	15:32'04.455
9	37.148				25.749	26.351	28.972	1'58.220	176,5	15:34'02.675
10	37.026				<b>25.576</b>	26.577	28.959	1'58.138	177,0	15:36'00.813
11	37.223				25.824	26.588	29.016	1'58.651	176,5	15:37'59.464
12	37.359				25.700	26.736	29.307	1'59.102	175,3	15:39'58.566
Race Time 23'45.738										

27° 31 T. ERHARD (1'56.709)							
Lap	Seg.1	Seg.2	Seg.3	Seg.4	Lap Time	km/h	Local Time
1		29.531	26.247	29.644	2'03.818	197,4	15:18'16.646
2	36.354	26.174	26.098	28.892	1'57.518	185,9	15:20'14.164
3	36.322	25.711	26.044	28.961	1'57.038	184,0	15:22'11.202
4	36.563	25.723	26.244	28.975	1'57.505	183,1	15:24'08.707
5	36.509	26.160	25.975	28.880	1'57.524	183,7	15:26'06.231
6	36.318	26.121	26.293	29.068	1'57.800	185,6	15:28'04.031
7	36.593	25.724	<b>25.934</b>	28.755	1'57.006	183,7	15:30'01.037
8	36.293	<b>25.525</b>	26.007	29.060	1'56.885	186,9	15:31'57.922
9	36.337	25.591	26.362	28.922	1'57.212	186,5	15:33'55.134
10	36.225	25.627	26.117	28.740	<b>1'56.709</b>	183,7	15:35'51.843
11	36.381	25.612	26.133	<b>28.621</b>	1'56.747	184,0	15:37'48.590
12	<b>36.197</b>	25.991	25.993	29.388	1'57.569	185,2	15:39'46.159
Race Time 23'33.331							

RET 39 J. PEREZ GONZALEZ (1'56.379)							
Lap	Seg.1	Seg.2	Seg.3	Seg.4	Lap Time	km/h	Local Time
1		27.340	26.362	28.930	1'58.448	189,1	15:18'11.276
2	36.127	25.850	25.928	29.026	1'56.931	189,8	15:20'08.207
3	36.683	25.569	26.153	28.873	1'57.278	186,5	15:22'05.485
4	36.410	25.826	25.931	28.559	1'56.726	187,2	15:24'02.211
5	36.383	25.750	26.005	<b>28.470</b>	1'56.608	187,5	15:25'58.819
6	36.105	25.566	26.123	28.799	1'56.593	<b>193,9</b>	15:27'55.412
7	36.710	25.545	25.744	28.484	1'56.483	184,6	15:29'51.895
8	36.490	<b>25.410</b>	25.850	28.658	1'56.408	185,6	15:31'48.303
9	36.552	25.529	<b>25.663</b>	28.856	1'56.600	183,1	15:33'44.903
10	36.125	25.414	26.080	28.911	1'56.530	189,1	15:35'41.433
11	36.056	25.535	26.194	28.594	<b>1'56.379</b>	187,2	15:37'37.812
Race Time 21'24.984							

28° 36 B. NEILA (1'56.690)							
Lap	Seg.1	Seg.2	Seg.3	Seg.4	Lap Time	km/h	Local Time
1		28.173	26.909	29.379	2'02.606	194,6	15:18'15.434
2	37.069	26.066	26.380	28.907	1'58.422	186,9	15:20'13.856
3	36.635	26.082	26.271	28.923	1'57.911	186,5	15:22'11.767
4	36.591	25.999	26.213	28.775	1'57.578	185,6	15:24'09.345
5	<b>36.039</b>	26.298	26.253	28.858	1'57.448	192,9	15:26'06.793
6	36.844	25.647	26.238	28.682	1'57.411	180,3	15:28'04.204
7	36.413	25.857	26.113	28.617	1'57.000	182,1	15:30'01.204
8	36.588	25.486	26.214	28.639	1'56.927	182,7	15:31'58.131
9	36.477	25.743	<b>26.088</b>	28.817	1'57.125	184,3	15:33'55.256
10	36.283	26.019	26.290	28.627	1'57.219	189,5	15:35'52.475
11	36.553	<b>25.461</b>	26.091	<b>28.585</b>	1'56.690	183,1	15:37'49.165
12	36.302	25.663	26.203	29.027	1'57.195	185,2	15:39'46.360
Race Time 23'33.532							

RET 8 M. PEREZ (1'58.065)							
Lap	Seg.1	Seg.2	Seg.3	Seg.4	Lap Time	km/h	Local Time
1		26.926	26.559	29.134	2'05.405	<b>184,0</b>	15:18'18.233
2	44.127	26.581	26.767	29.087	2'06.562	173,4	15:20'24.795
3	37.515	25.874	26.395	29.016	1'58.800	177,0	15:22'23.595
4	<b>37.131</b>	25.611	26.370	28.953	<b>1'58.065</b>	177,0	15:24'21.660
5	37.357	<b>25.556</b>	<b>26.299</b>	28.966	1'58.178	175,3	15:26'19.838
6	37.361	25.765	26.372	<b>28.928</b>	1'58.426	175,6	15:28'18.264
7	37.523	28.775	33.032	40.457	2'19.787P	170,9	15:30'38.051
Race Time 14'25.223							

29° 14 E. DE LA VEGA (1'57.312)							
Lap	Seg.1	Seg.2	Seg.3	Seg.4	Lap Time	km/h	Local Time
1		26.604	26.866	29.176	2'05.569	183,4	15:18'18.397
2	37.135	25.997	26.197	28.708	1'58.037	181,8	15:20'16.434
3	36.783	26.022	26.153	28.653	1'57.611	180,3	15:22'14.045
4	36.858	25.943	26.240	28.739	1'57.780	179,4	15:24'11.825
5	<b>36.558</b>	25.842	26.184	28.968	1'57.552	<b>184,0</b>	15:26'09.377
6	37.014	25.839	26.423	28.950	1'58.226	175,9	15:28'07.603
7	37.072	25.882	26.279	28.784	1'58.017	176,5	15:30'05.620
8	37.099	26.062	26.428	28.762	1'58.351	177,0	15:32'03.971
9	37.057	25.953	<b>26.094</b>	28.735	1'57.839	176,5	15:34'01.810
10	36.875	25.583	26.305	<b>28.549</b>	1'57.312	178,2	15:35'59.122
11	36.888	25.753	26.240	28.830	1'57.711	176,8	15:37'56.833
12	36.828	<b>25.566</b>	26.199	28.799	1'57.392	178,5	15:39'54.225
Race Time 23'41.397							

RET 68 J. IOVERNO (2'01.889)							
Lap	Seg.1	Seg.2	Seg.3	Seg.4	Lap Time	km/h	Local Time
1		1'32.744	28.304	30.697	3'09.825	<b>195,3</b>	15:19'22.653
2	39.614	27.041	27.428	30.124	2'04.207	166,9	15:21'26.860
3	38.417	26.823	27.494	29.961	2'02.695	170,6	15:23'29.555
4	38.841	26.604	27.433	29.928	2'02.806	168,8	15:25'32.361
5	38.288	<b>26.416</b>	27.367	29.983	2'02.054	169,0	15:27'34.415
6	38.455	26.487	<b>27.175</b>	<b>29.772</b>	<b>2'01.889</b>	169,3	15:29'36.304
Race Time 13'23.476							

30° 65 J. FACCO (1'58.050)							
Lap	Seg.1	Seg.2	Seg.3	Seg.4	Lap Time	km/h	Local Time
1							
2							
3							
4							
5							
6							
7							
8							
9							
10							
11							
12							

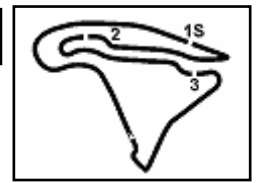
RET 66 D. OTTEN (1'57.024)							
Lap	Seg.1	Seg.2	Seg.3	Seg.4	Lap Time	km/h	Local Time
1		26.699	26.129	<b>28.833</b>	1'57.815	<b>195,7</b>	15:18'10.643
2	36.228	<b>25.956</b>	<b>25.921</b>	28.919	<b>1'57.024</b>	186,2	15:20'07.667
Race Time 3'54.839							

29/09/2019 P = Pits In/Out - C = Lap Time Cancelled

These data/results cannot be reproduced, stored and/or transmitted in whole or in part by any manner of electronic, mechanical, photocopying, recording, broadcasting or otherwise now known or herein after developed without the previous express consent by the copyright owner, except for reproduction in daily press and regular printed publications on sale to the public within 60 days of the event related to those data/results and always provided that copyright symbol appears together as follows below.

© DORNA WSBK ORGANIZATION Srl 2019





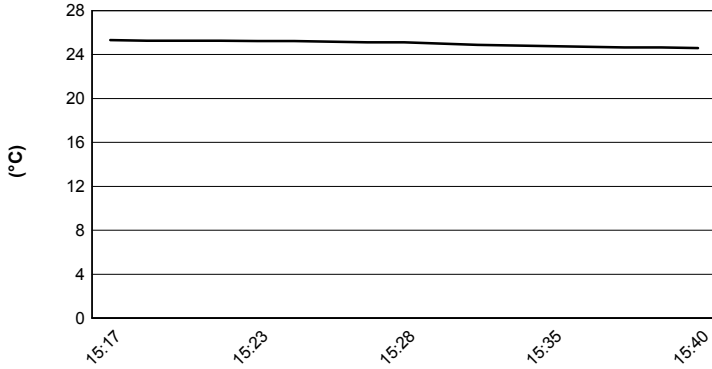
Magny-Cours 4.411 m

## Pirelli French Round, 27-29 September 2019

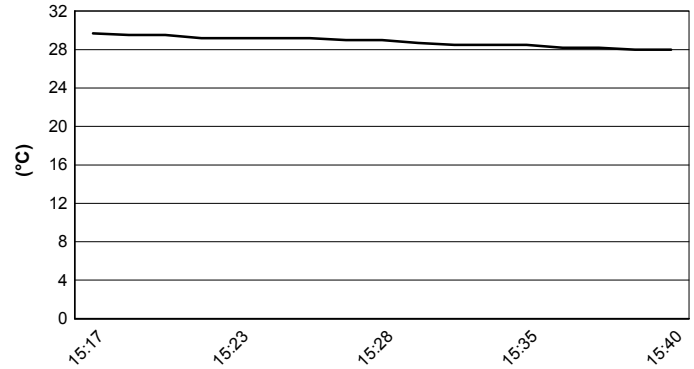
### Weather Report Race

Session started 15:16 - Session ended 15:41


#### Air Temperature



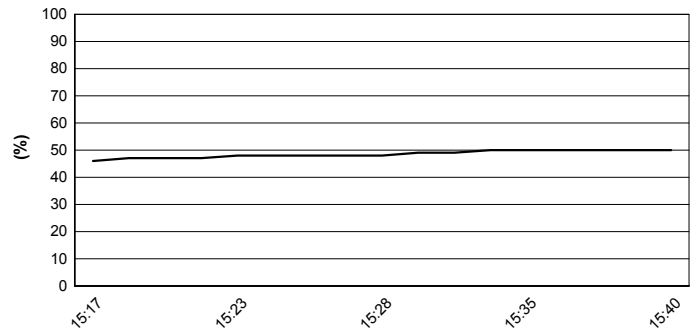
#### Track Temperature



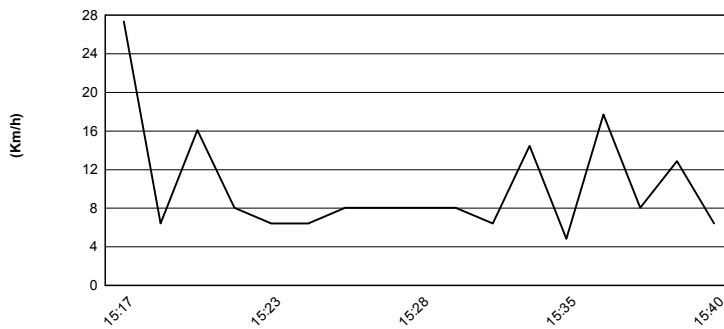
#### Air Pressure



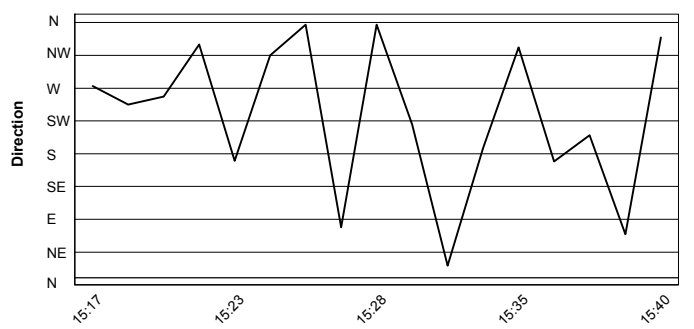
#### Humidity



#### Wind Speed



#### Wind Direction



29/09/2019

These data/results cannot be reproduced, stored and/or transmitted in whole or in part by any manner of electronic, mechanical, photocopying, recording, broadcasting or otherwise now known or herein after developed without the previous express consent by the copyright owner, except for reproduction in daily press and regular printed publications on sale to the public within 60 days of the event related to those data/results and always provided that copyright symbol appears together as follows below.

© DORNA WSBK ORGANIZATION Srl 2019



Official Fuel Supplier

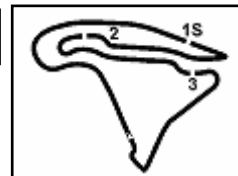


FICR PERUGIA TIMING

Official Tyre Supplier



Official Timekeeper



## Pirelli French Round, 27-29 September 2019 Championship Standings

Magny-Cours 4.411 m

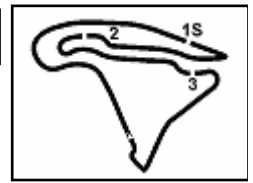
1 / 2

	Points	Points From First	Points From Previous	April 7 ARAGON	April 14 ASSEN	May 12 IMOLA	June 8 JEREZ 1	June 9 JEREZ 2	June 23 MISANO	July 7 DONINGTON PARK	September 8 PORTIMAO	September 29 MAGNY COURS	October 26 LOSAIL						
1 GONZALEZ Manuel (ESP)	148			25 1	25 1		13 1	25 1	20 1		20 1	20 1							
2 CARRASCO Ana (ESP)	106	42			8 11		16 7	16 6	25 2		16 3	25 2							
3 DEROUÉ Scott (NED)	106	42	0	16 3	20 2		20 2		9 2		25 2	16 2							
4 VERDOÏA Andy (FRA)	89	59	17	11 5	7 6		11 6		16 7	20 2	11 4	13 4							
5 STEEMAN Victor (NED)	69	79	20	10 6	6 8		5 8	11 7	11 8	13 6	6 6	7 5							
6 GARCIA Marc (ESP)	68	80	1		5 14		25 5	20 3			13 5	5 6							
7 JAHNIG Jan-Ole (GER)	61	87	7	13 4	16 4		9 4	10 4		11 5	2 7								
8 HENDRA PRATAMA Galang (INA)	55	93	6				10 12	13 9	13 9		8 9	11 8							
9 DE CANCELLIS Hugo (FRA)	47	101	8	20 2	11 3		8 3	8 5											
10 KALININ Nick (UKR)	47	101	0	2 14	13 9			11 12		16 12	10 10	6 9							
11 SABATUCCI Kevin (ITA)	39	109	8						7 23	25 10	7 11								
12 IERACI Bruno (ITA)	30	118	9	8 8	9 7			4 10				9 12							
13 BUIS Jeffrey (NED)	21	127	9		3 16		7 12	2 13	1 14			8 13							
14 BONOLI Omar (ITA)	19	129	2	9 7	10 5														
15 MEUFFELS Koen (NED)	16	132	3	7 9			1 15			8 14									
16 KAPPLER Maximilian (GER)	16	132	0	6 10	1 12			5 17			3 15	1 15							
17 BASTIANELLI Manuel (ITA)	14	134	2					6 20	8 13										
18 EDWARDS Tom (AUS)	14	134	0				2 21	7 16			5 16								
19 NEILA Beatriz (ESP)	12	136	2					3 23			9 19								
20 DI SORA Samuel (FRA)	11	137	1						3 27	5 25	1 24	2 20							
21 DE LA VEGA Enzo (FRA)	11	137	0				3 19	1 22	5 18	2 18									
22 LOI Livio (BEL)	10	138	1									10 22							
23 OTTEN Dion (NED)	10	138	0							10 19									
24 VOCINO Emanuele (ITA)	10	138	0						10 16										

29/09/2019 First Line: Championship Standings - Second Line: Ranking Progression  
These data/results cannot be reproduced, stored and/or transmitted in whole or in part by any manner of electronic, mechanical, photocopying, recording, broadcasting or otherwise now known or herein after developed without the previous express consent by the copyright owner, except for reproduction in daily press and regular printed publications on sale to the public within 60 days of the event related to those data/results and always provided that copyright symbol appears together as follows below.  
© DORNA WSBK ORGANIZATION Srl 2019







Magny-Cours 4.411 m

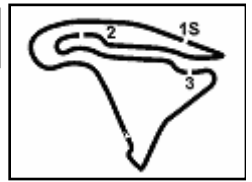
2 / 2

## Pirelli French Round, 27-29 September 2019 Championship Standings

	Points	Points From First	Points From Previous	April 7 ARAGON	April 14 ASSEN	May 12 IMOLA	June 8 JEREZ 1	June 9 JEREZ 2	June 23 MISANO	July 7 DONINGTON PARK	September 8 PORTIMAO	September 29 MAGNY COURS	October 26 LOSAIL						
25 PEREZ Mika (ESP)	10	138	0	1 15	19	19	23	9 15	16	19	21	22							
26 IOZZO Dino (RSA)	10	138	0							7 27	28	3 22							
27 KÖNIG Oliver (CZE)	9	139	1							9 22	24	27							
28 SCHOTMAN Robert (NED)	9	139	0	5 11	4 10	10	14	16	18	22	24	27							
29 PEDENEAU Mateo (FRA)	8	140	1	4 12	15	15	4 15	18	21	25	27	29							
30 BRAMICH Tom (AUS)	6	142	2							6 28	29	30							
31 HERNANDEZ MOYA Ferran (ESP)	6	142	0						6 24	28	29	30							
32 ORRADRE Unai (ESP)	6	142	0				6 18	20	24	28	29	30							
33 KAWAKAMI Ton (BRA)	4	144	2									4 33							
34 KELSO Joel Damon (AUS)	4	144	0								4 32	33							
35 PEREZ GONZALEZ Jose Luis (ESP)	4	144	0							4 31	32	33							
36 LOUREIRO Dorren (RSA)	4	144	0						4 26	31	32	33							
37 GIACOMINI Paolo (ITA)	3	145	1							3 33	35	37							
38 ROVELLI Filippo (ITA)	3	145	0	3 13	16	16	19	23	27	33	35	37							
39 SANCHEZ Borja (ESP)	2	146	1						2 30	36	37	39							
40 GOMEZ Francisco (ESP)	2	146	0		2 18	18	21	25	30	36	37	39							
41 OKAYA Yuta (JPN)	1	147	1							1 38	39	41							

29/09/2019 First Line: Championship Standings - Second Line: Ranking Progression  
These data/results cannot be reproduced, stored and/or transmitted in whole or in part by any manner of electronic, mechanical, photocopying, recording, broadcasting or otherwise now known or herein after developed without the previous express consent by the copyright owner, except for reproduction in daily press and regular printed publications on sale to the public within 60 days of the event related to those data/results and always provided that copyright symbol appears together as follows below.  
© DORNA WSBK ORGANIZATION Srl 2019





Magny-Cours 4.411 m

## Pirelli French Round, 27-29 September 2019 Manufacturers Standings

	Points	Points From First	Points From Previous	April 7	April 14	May 12	June 8	June 9	June 23	July 7	September 8	September 29	October 26				
				ARAGON	ASSEN	IMOLA	JEREZ 1	JEREZ 2	MISANO	DONINGTON PARK	PORTIMAO	MAGNY COURS	LOSAIL				
1 KAWASAKI	191			25 1	25 1		25 1	25 1	25 1	16 1	25 1	25 1					
2 YAMAHA	120	71		20 2	11 2	2	11 2	13 2	16 2	25 2	11 2	13 2					
3 KTM	86	105	34	13 3	16 3	3	9 3	11 3	11 3	13 3	6 3	7 3					

29/09/2019

First Line: Championship Standings - Second Line: Ranking Progression

These data/results cannot be reproduced, stored and/or transmitted in whole or in part by any manner of electronic, mechanical, photocopying, recording, broadcasting or otherwise now known or herein after developed without the previous express consent by the copyright owner, except for reproduction in daily press and regular printed publications on sale to the public within 60 days of the event related to those data/results and always provided that copyright symbol appears together as follows below.

© DORNA WSBK ORGANIZATION Srl 2019



## Team Standings

	April 7 ARAGON	April 14 ASSEN	May 12 IMOLA	June 8 JEREZ 1	June 9 JEREZ 2	June 23 MISANO	July 7 DONINGTON PARK	September 8 PORTIMAO	September 29 MAGNY COURS	October 26 LOSAIL	
<b>1 Kawasaki ParkinGO Team</b>	<b>165</b>										
GONZALEZ Manuel	148	25	25	13	25	20		20	20		
EDWARDS Tom	14			2	7			5			
ROVELLI Filippo	3	3									
<b>2 Freudenberg KTM Junior Team</b>	<b>130 (-35)</b>										
STEEMAN Victor	69	10	6	5	11	11	13	6	7		
JAHNIG Jan-Ole	61	13	16	9	10		11	2			
<b>3 BCD Yamaha MS Racing</b>	<b>117 (-48)</b>										
VERDOIA Andy	89	11	7	11		16	20	11	13		
NEILA Beatriz	12				3			9			
ORRADRE Unai	6			6							
HERNANDEZ MOYANO Ferran	6					6					
KAWAKAMI Ton	4								4		
<b>4 Kawasaki MOTOPOST</b>	<b>115 (-50)</b>										
DEROUE Scott	106	16	20	20		9		25	16		
SCHOTMAN Robert	9	5	4								
<b>5 Kawasaki Provec WorldSSP300</b>	<b>106 (-59)</b>										
CARRASCO Ana	106		8	16	16	25		16	25		
<b>6 Team Trasimeno Yamaha</b>	<b>105 (-60)</b>										
DE CANCELLIS Hugo	47	20	11	8	8						
SABATUCCI Kevin	39					7	25	7			
BONOLI Omar	19	9	10								
<b>7 DS Junior Team</b>	<b>75 (-90)</b>										
GARCIA Marc	68		5	25	20			13	5		
PEREZ GONZALEZ Jose Luis	4						4				
GOMEZ Francisco	2		2								
OKAYA Yuta	1						1				
<b>8 Nutec - RT Motorsports by SKM - Kawasaki</b>	<b>65 (-100)</b>										
KALININ Nick	47	2	13				16	10	6		
IOZZO Dino	10						7		3		
LOUREIRO Dorren	4					4					
KELSO Joel Damon	4							4			
<b>9 Semakin Di Depan Biblion Motox racing</b>	<b>55 (-110)</b>										
HENDRA PRATAMA Galang	55			10	13	13		8	11		
<b>10 Kawasaki GP Project</b>	<b>33 (-132)</b>										
IERACI Bruno	30	8	9		4				9		
GIACOMINI Paolo	3						3				
<b>11 Freudenberg KTM WorldSSP Team</b>	<b>32 (-133)</b>										
MEUFFELS Koen	16	7		1			8				
KAPPLER Maximilian	16	6	1		5			3	1		
<b>12 MTM Racing Team</b>	<b>31 (-134)</b>										
BUIS Jeffrey	21		3	7	2	1			8		
OTTEN Dion	10						10				
<b>13 Team MHP Racing-Patrick Pons</b>	<b>19 (-146)</b>										
DE LA VEGA Enzo	11			3	1	5	2				
PEDENEAU Mateo	8	4		4							
<b>14 Prodina IRCOS Kawasaki</b>	<b>14 (-151)</b>										
BASTIANELLI Manuel	14				6	8					
<b>15 Scuderia Maranga Racing</b>	<b>12 (-153)</b>										
PEREZ Mika	10	1			9						

26/10/2019 \* Independent teams

These data/results cannot be reproduced, stored and/or transmitted in whole or in part by any manner of electronic, mechanical, photocopying, recording, broadcasting or otherwise now known or herein after developed without the previous express consent by the copyright owner, except for reproduction in daily press and regular printed publications on sale to the public within 60 days of the event related to those data/results and always provided that copyright symbol appears together as follows below.

© DORNA WSBK ORGANIZATION Srl 2019



Official Fuel Supplier



Official Tyre Supplier



Official Timekeeper

## Team Standings

2 / 2

	April 7 ARAGON	April 14 ASSEN	May 12 IMOLA	June 8 JEREZ 1	June 9 JEREZ 2	June 23 MISANO	July 7 DONINGTON PARK	September 8 PORTIMAO	September 29 MAGNY COURS	October 26 LOSAIL	
SANCHEZ Borja	2					2					
<b>16 Flembbo Leader Team</b>			<b>11</b>								<b>(-154)</b>
DI SORA Samuel	11					3	5	1	2		
<b>17 GRADARA Corse</b>			<b>10</b>								<b>(-155)</b>
VOCINO Emanuele	10					10					
<b>18 2R Racing Team</b>			<b>10</b>								<b>(-155)</b>
LOI Livio	10								10		
<b>19 ACCR Czech Talent Team - Willi Race</b>			<b>9</b>								<b>(-156)</b>
KÖNIG Oliver	9						9				
<b>20 Carl Cox-RT Motorsports by SKM-Kawasaki</b>			<b>6</b>								<b>(-159)</b>
BRAMICH Tom	6						6				

26/10/2019

These data/results cannot be reproduced, stored and/or transmitted in whole or in part by any manner of electronic, mechanical, photocopying, recording, broadcasting or otherwise now known or herein after developed without the previous express consent by the copyright owner, except for reproduction in daily press and regular printed publications on sale to the public within 60 days of the event related to those data/results and always provided that copyright symbol appears together as follows below.

© DORNA WSBK ORGANIZATION Srl 2019



Official Fuel Supplier

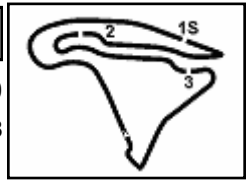


Official Tyre Supplier



Official Timekeeper

FICR PERUGIA TIMING



## Pirelli French Round, 27-29 September 2019

### Best Laps & Speeds

No.	Rider Bike	Nat	Best Lap		FP1		FP2		FP3		SP		LCR		WUP		RC		
			LL	SPD	LL	SPD	LL	SPD	LL	SPD	LL	SPD	LL	SPD	LL	SPD	LL	SPD	
1	95 S. DEROUÉ Kawasaki Ninja 400	NED	1'54.065	41 193,5	2'15.204	11 183,0			2'20.148	2 186,8	2'01.155	9 192,5			1'54.887	7 189,8	12 193,5		
2	18 M. GONZALEZ Kawasaki Ninja 400	ESP	1'54.233	38 199,2	2'14.253	9 185,2	2'16.053	2 181,2			2'02.760	8 188,8			1'54.233	7 199,2	12 197,4		
3	25 A. VERDOÏA Yamaha YZF-R3	FRA	1'54.256	28 189,4							2'01.319	9 186,8			1'54.363	7 185,8	12 189,4		
4	1 A. CARRASCO Kawasaki Ninja 400	ESP	1'54.297	54 191,1	2'01.468	10 187,5	2'15.192	11 183,6	1'56.075	7 189,1	2'06.866	9 187,8			1'54.434	5 191,1	12 185,5		
5	57 L. LOI Kawasaki Ninja 400	BEL	1'54.660	56 199,2	2'03.135	5 181,5	2'17.570	10 182,1	1'58.611	4 187,8	2'13.838	6 182,7	1'56.756	12 195,3	1'54.959	7 198,9	12 199,2		
6	55 G. HENDRA PRATAMA Yamaha YZF-R3	INA	1'54.690	47 198,5	2'01.326	6 177,9	2'12.218	6 182,1	1'58.362	8 185,2	2'07.648	8 185,8			1'55.462	7 198,5	12 192,1		
7	88 B. IERACI Kawasaki Ninja 400	ITA	1'54.852	45 200,3	2'18.739	9 181,5	2'14.311	8 183,3			2'02.202	9 189,8			1'55.050	7 200,3	12 199,2		
8	69 J. BUIS Kawasaki Ninja 400	NED	1'54.967	48 197,4	2'22.506	10 179,1	2'19.797	7 178,8	2'32.093	3 174,1	2'01.617	9 187,1			1'55.126	7 197,4	12 190,8		
9	72 V. STEEMAN KTM RC 390 R	NED	1'55.101	34 197,8	2'20.194	1 180,6	2'12.190	6 180,6			2'03.311	8 188,4			1'55.369	7 197,8	12 196,7		
10	7 T. KAWAKAMI Yamaha YZF-R3	BRA	1'55.228	49 192,8	2'03.119	8 180,6	2'13.440	7 182,4	1'56.986	7 190,1	2'08.329	8 184,3			1'55.228	7 189,4	12 192,8		
11	22 N. KALININ Kawasaki Ninja 400	UKR	1'55.318	50 197,8	2'01.441	5 188,1	2'15.501	11 183,6	1'56.042	7 197,8	2'07.868	8 186,2			1'55.318	7 192,5	12 194,2		
12	66 D. OTTEN Kawasaki Ninja 400	NED	1'55.428	41 195,6	2'01.290	7 180,6	2'15.061	9 181,8	1'56.215	7 194,9	2'08.513	9 184,6			1'55.428	7 194,2	2 195,6		
13	41 J. JAHNIG KTM RC 390 R	GER	1'55.448	50 196,0	2'01.477	11 181,2	2'15.628	11 180,9	1'56.090	7 193,9	2'11.342	8 181,2			1'59.972	1 193,5	12 196,0		
14	42 M. GARCIA Kawasaki Ninja 400	ESP	1'55.449	49 194,9	2'27.455	9 177,3	2'18.473	11 179,1	2'31.670	2 177,6	2'03.402	8 189,8			1'56.140	7 190,4	12 194,9		
15	64 H. DE CANCELLIS Yamaha YZF-R3	FRA	1'55.457	55 197,8	2'15.728	11 176,4	2'12.223	7 178,2			2'05.079	6 180,6	1'56.724	12 192,5	1'55.457	7 197,8	12 195,6		
16	61 Y. OKAYA Kawasaki Ninja 400	JPN	1'55.587	51 199,2	2'02.584	5 181,8	2'19.234	12 182,1	1'56.177	7 191,8	2'10.527	8 182,7			1'55.587	7 196,0	12 199,2		
17	71 T. EDWARDS Kawasaki Ninja 400	AUS	1'55.589	38 194,9	2'03.120	7 181,8	2'16.244	9 179,4	1'57.075	7 188,4	2'10.549	8 183,9			1'55.589	7 194,9			
18	17 K. MEUFFELS Kawasaki Ninja 400	NED	1'55.592	41 201,4	2'01.621	6 187,8	2'15.675	12 186,8	1'56.866	7 200,7	2'10.846	9 186,2			1'55.592	7 201,4			
19	46 S. DI SORA Kawasaki Ninja 400	FRA	1'55.607	50 195,3	2'21.005	11 180,0	2'14.821	8 184,6	2'25.375	3 179,7	2'03.173	9 189,1			1'56.419	7 194,6	12 195,3		
20	13 D. IOZZO Kawasaki Ninja 400	RSA	1'55.611	55 196,3	2'04.266	9 188,1	2'16.072	12 181,5	1'56.780	7 196,3	2'09.525	8 188,4			1'55.831	7 194,9	12 194,9		
21	10 U. ORRADRE Yamaha YZF-R3	ESP	1'55.642	48 197,8	2'32.504	3 176,1	2'19.202	11 178,2	1'57.153	7 192,1	2'10.065	8 183,9			1'56.992	7 181,2	12 197,8		
22	97 M. KAPPLER KTM RC 390 R	GER	1'55.645	50 194,9	2'15.953	12 179,7	2'14.524	10 179,4			2'02.042	9 187,5			1'55.951	7 194,9	12 194,9		
23	78 J. FORAY Kawasaki Ninja 400	FRA	1'55.799	45 196,7	2'19.555	7 181,8	2'15.154	8 186,5	2'25.439	3 180,0	2'02.093	9 189,1			1'56.791	6 196,7	12 194,2		
24	8 M. PEREZ Kawasaki Ninja 400	ESP	1'55.934	27 195,3			2'11.158	6 181,2	2'19.403	1 180,0	2'03.888	6 181,5			1'55.934	7 195,3	7 183,9		
25	23 P. GIACOMINI Kawasaki Ninja 400	ITA	1'55.982	48 193,2	2'06.560	11 182,7	2'28.610	2 170,6	1'59.211	8 188,4	2'11.210	8 180,3			1'57.027	7 191,1	12 193,2		

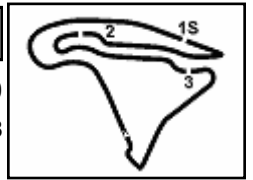
29/09/2019

These data/results cannot be reproduced, stored and/or transmitted in whole or in part by any manner of electronic, mechanical, photocopying, recording, broadcasting or otherwise now known or herein after developed without the previous express consent by the copyright owner, except for reproduction in daily press and regular printed publications on sale to the public within 60 days of the event related to those data/results and always provided that copyright symbol appears together as follows below.

© DORNA WSBK ORGANIZATION Srl 2019







## Pirelli French Round, 27-29 September 2019

### Best Laps & Speeds

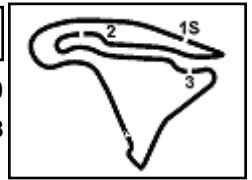
No.	Rider Bike	Nat	Best Lap		FP1		FP2		FP3		SP		LCR		WUP		RC	
			LL	SPD	LL	SPD	LL	SPD	LL	SPD	LL	SPD	LL	SPD	LL	SPD	LL	SPD
26	15 M. BASTIANELLI Kawasaki Ninja 400	ITA	1'56.048	41 197,8	2'01.489	3 186,8	2'17.200	11 183,0	1'56.048	7 197,8	2'10.686	7 186,8			1'59.042	1 195,6	1'56.710	12 196,3
27	27 F. ROVELLI Kawasaki Ninja 400	ITA	1'56.190	48 193,5	2'05.919	3 187,8	2'15.002	12 178,8	1'57.865	7 190,1	2'07.809	8 182,1			1'57.045	6 187,5	1'56.190	12 193,5
28	54 B. SOFUOGLU Kawasaki Ninja 400	TUR	1'56.206	45 199,2	2'18.147	10 178,5	2'13.731	7 178,5	2'34.240	2 176,4	2'03.025	9 185,5			1'57.430	5 199,2	1'56.206	12 190,1
29	85 K. SABATUCCI Yamaha YZF-R3	ITA	1'56.251	54 201,4	2'06.256	5 179,1	2'23.237	8 169,2	2'01.014	5 183,3	2'13.562	5 176,4	1'56.449	12 201,4	1'56.504	7 191,4	1'56.251	12 189,8
30	39 J. PEREZ GONZALEZ Kawasaki Ninja 400	ESP	1'56.379	46 196,7	2'17.421	11 182,4	2'13.648	8 186,8			2'01.750	9 190,8			1'56.594	7 196,7	1'56.379	11 193,9
31	21 B. SANCHEZ Kawasaki Ninja 400	ESP	1'56.572	49 198,1	2'17.037	12 180,9	2'13.969	9 180,3			2'03.595	9 188,8			1'56.572	7 198,1	1'56.817	12 190,4
32	36 B. NEILA Yamaha YZF-R3	ESP	1'56.690	48 197,8	2'42.220	4 170,8	2'35.860	5 173,0			2'06.268	8 187,5	1'56.749	12 197,8	1'57.912	7 194,6	1'56.690	12 194,6
33	31 T. ERHARD KTM RC 390 R	GER	1'56.709	65 198,9	2'01.581	7 187,1	2'17.003	12 183,9	1'58.753	7 194,9	2'12.877	8 185,5	1'57.317	12 198,9	1'56.997	7 194,2	1'56.709	12 197,4
34	14 E. DE LA VEGA Yamaha YZF-R3	FRA	1'56.796	50 194,2	2'03.014	7 178,5	2'13.914	10 181,8	1'57.805	5 191,4	2'08.341	9 180,9			1'56.796	7 194,2	1'57.312	12 183,9
35	93 A. QUINET Honda CBR500R	FRA	1'57.082	42 200,7	2'15.437	11 186,8	2'12.106	10 184,9	2'23.109	1 181,5	2'05.777	8 192,1	1'57.082	12 200,7				
36	63 A. LONGO Kawasaki Ninja 400	ITA	1'57.148	50 193,2	2'08.955	12 180,0	2'17.303	12 180,0	2'00.979	8 191,1	2'13.798	6 180,3	1'57.148	12 193,2				
37	3 M. PEDENEAU Yamaha YZF-R3	FRA	1'57.227	20 196,7							2'08.475	8 180,9	1'57.227	12 196,7				
38	65 J. FACCO Yamaha YZF-R3	ITA	1'57.246	57 192,1	2'18.012	8 176,4	2'15.427	9 176,4			2'04.783	9 185,8	1'57.246	12 192,1	1'57.275	7 185,5	1'58.050	12 189,1
39	12 R. DORE Yamaha YZF-R3	FRA	1'57.327	31 192,5			2'19.254	8 176,7	2'28.748	2 175,6	2'06.695	9 183,3	1'57.327	12 192,5				
40	70 H. GIRARDET Kawasaki Ninja 400	FRA	1'57.368	38 183,6	2'24.415	11 178,8	2'21.585	7 177,3			2'09.631	8 182,7	1'57.368	12 183,6				
41	86 E. CEOLOTTO Yamaha YZF-R3	FRA	1'57.667	31 191,1	2'26.923	4 170,0	2'17.413	7 172,5	2'27.648	1 170,0	2'06.520	7 174,4	1'57.667	12 191,1				
42	81 S. MARKARIAN Yamaha YZF-R3	FRA	1'57.757	35 194,6	2'05.554	5 169,2	2'18.849	10 170,0	1'59.908	8 191,8			1'57.757	12 194,6				
43	96 M. HRAVA Kawasaki Ninja 400	CZE	1'57.811	41 192,5	2'04.214	4 185,8	2'25.802	11 170,6	1'59.659	7 184,9	2'22.597	7 173,0	1'57.811	12 192,5				
44	67 T. MORETON Kawasaki Ninja 400	GBR	1'57.941	32 190,4	2'03.848	8 186,8			2'01.903	7 185,2	2'23.797	5 178,5	1'57.941	12 190,4				
45	43 S. RAINERI Kawasaki Ninja 400	ITA	1'58.521	36 185,8	2'23.482	8 171,9	2'19.614	10 171,1	2'24.711	1 171,9	2'05.663	8 183,9	1'58.521	9 185,8				
46	68 J. IOVERNO Yamaha YZF-R3	ITA	1'58.559	38 195,3	2'23.642	10 175,0	2'14.780	8 174,7			2'03.678	9 185,2			1'58.559	5 188,4	2'01.889	6 195,3
47	33 K. HARTMANN Yamaha YZF-R3	FRA	1'58.634	40 200,0	2'04.854	8 178,5	2'17.907	5 180,9	2'01.281	7 182,7	2'14.545	8 180,9	1'58.634	12 200,0				
48	34 M. CARUSI Yamaha YZF-R3	ITA	1'58.966	17 189,4	2'35.099	3 175,3	2'17.400	11 180,6	1'58.966	3 189,4								
49	19 B. MOLINA Yamaha YZF-R3	CHI	1'59.574	43 192,8	2'10.266	5 180,9	2'23.158	11 176,7	1'59.574	7 192,8	2'13.988	8 184,3	1'59.636	12 191,8				
50	32 A. PELIKANOVA Kawasaki Ninja 400	CZE	1'59.658	34 191,4	2'21.076	6 181,5	2'17.306	8 184,6			2'08.443	8 191,1	1'59.658	12 191,4				

29/09/2019

These data/results cannot be reproduced, stored and/or transmitted in whole or in part by any manner of electronic, mechanical, photocopying, recording, broadcasting or otherwise now known or herein after developed without the previous express consent by the copyright owner, except for reproduction in daily press and regular printed publications on sale to the public within 60 days of the event related to those data/results and always provided that copyright symbol appears together as follows below.

© DORNA WSBK ORGANIZATION Srl 2019





Magny-Cours 4.411 m

## Pirelli French Round, 27-29 September 2019

### Best Laps & Speeds

3 / 3

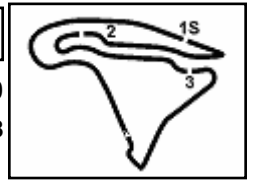
No.	Rider Bike	Nat	Best Lap		FP1		FP2		FP3		SP		LCR		WUP		RC	
			LL	SPD	LL	SPD	LL	SPD	LL	SPD	LL	SPD	LL	SPD	LL	SPD	LL	SPD
51	<b>49 D. DELOUVY</b> Kawasaki Ninja 400	FRA	<b>1'59.978</b>		2'09.036				2'02.793		2'17.935	<b>1'59.978</b>						
			32	187,1	8	177,3			6	185,2	8	178,8	10	<b>187,1</b>				
52	<b>84 K. ALOISI</b> Kawasaki Ninja 400	ITA	<b>2'00.824</b>		2'11.186		2'18.931		<b>2'00.824</b>		2'11.569							
			25	182,1	3	179,4	7	173,6	7	<b>182,1</b>	8	178,2						
53	<b>9 S. NAUD</b> Kawasaki Ninja 400	FRA	<b>2'00.996</b>		2'19.541		2'23.091		2'33.138		2'11.628	<b>2'00.996</b>						
			43	194,9	12	182,1	7	182,7	4	177,9	8	187,8	12	<b>194,9</b>				
54	<b>29 G. CARBONNEL</b> Yamaha YZF-R3	FRA	<b>2'02.404</b>						2'04.881		2'15.033	<b>2'02.404</b>						
			28	182,4					7	173,6	9	168,7	12	<b>182,4</b>				
55	<b>87 J. STROUD</b> Kawasaki Ninja 400	NZL	<b>2'02.850</b>		2'22.601		2'19.555		2'36.668		2'08.442	<b>2'02.850</b>						
			42	188,4	11	176,1	8	179,4	3	172,2	8	182,7	12	<b>188,4</b>				
56	<b>38 I. OFFER</b> Kawasaki Ninja 400	GBR	<b>2'05.090</b>		2'12.783		2'23.115		<b>2'05.090</b>		2'16.256							
			31	183,9	5	177,9	11	176,1	7	<b>183,9</b>	8	178,8						
57	<b>35 F. DE BRUIN</b> Yamaha YZF-R3	NED	<b>2'07.094</b>		2'25.372		2'25.497		2'37.591		<b>2'07.094</b>							
			28	184,6	10	176,4	7	177,3	2	169,8	9	<b>184,6</b>						
58	<b>77 V. SCHWARZ</b> Kawasaki Ninja 400	CZE	<b>2'11.956</b>		2'25.602		2'23.884		2'36.778		<b>2'11.956</b>							
			27	179,7	10	175,6	7	177,9	3	176,4	7	<b>179,7</b>						

29/09/2019

These data/results cannot be reproduced, stored and/or transmitted in whole or in part by any manner of electronic, mechanical, photocopying, recording, broadcasting or otherwise now known or herein after developed without the previous express consent by the copyright owner, except for reproduction in daily press and regular printed publications on sale to the public within 60 days of the event related to those data/results and always provided that copyright symbol appears together as follows below.

© DORNA WSBK ORGANIZATION Srl 2019





Magny-Cours 4.411 m

## Pirelli French Round, 27-29 September 2019 Race Winners

	2017	2018	2019
<b>01 Aragon</b>	Deroue S. (NED) KAW	Meuffels K. (NED) KTM	Gonzalez M. (ESP) KAW
<b>02 Assen</b>	Deroue S. (NED) KAW	Grunwald L. (GER) KTM	Gonzalez M. (ESP) KAW
<b>03 Imola</b>	Garcia M. (ESP) YAM	Carrasco A. (ESP) KAW	Cancelled
<b>04 Jerez</b>	Hendra Pratama G. (INA) YAM		Garcia M. (ESP) KAW Gonzalez M. (ESP) KAW
<b>05 Misano</b>	Perez M. (ESP) HON	Bastianelli M. (ITA) KAW	Carrasco A. (ESP) KAW
<b>06 Donington Park</b>	Perez M. (ESP) HON	Carrasco A. (ESP) KAW	Sabatucci K. (ITA) YAM
<b>07 Portimao</b>	Carrasco A. (ESP) KAW	Deroue S. (NED) KAW	Deroue S. (NED) KAW
<b>08 Magny-Cours</b>	Garcia M. (ESP) YAM	Valle D. (ESP) YAM	Carrasco A. (ESP) KAW
<b>09 Losail</b>			

### 2019

- 3 M. Gonzalez
- 2 A. Carrasco
- 1 S. Deroue
- 1 M. Garcia
- 1 K. Sabatucci

### ALL TIMES

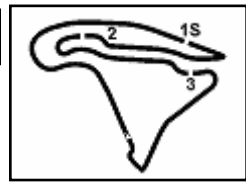
- 5 A. Carrasco
- 4 S. Deroue
- 3 M. Garcia
- 3 M. Gonzalez
- 2 M. Perez
- 2 G. Hendra Pratama
- 1 L. Grunwald
- 1 M. Bastianelli
- 1 K. Sabatucci
- 1 A. Coppola
- 1 D. Valle
- 1 K. Meuffels

29/09/2019

These data/results cannot be reproduced, stored and/or transmitted in whole or in part by any manner of electronic, mechanical, photocopying, recording, broadcasting or otherwise now known or herein after developed without the previous express consent by the copyright owner, except for reproduction in daily press and regular printed publications on sale to the public within 60 days of the event related to those data/results and always provided that copyright symbol appears together as follows below.

© DORNA WSBK ORGANIZATION Srl 2019





Magny-Cours 4.411 m

**Pirelli French Round, 27-29 September 2019**  
**Pirelli Best Lap Award**

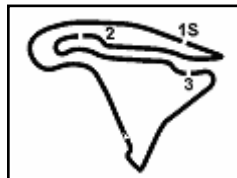
	Points	Points From First	Points From Previous	April 7 ARAGON	April 14 ASSEN	May 12 IMOLA	June 8 JEREZ 1	June 9 JEREZ 2	June 23 MISANO	July 7 DONINGTON PARK	September 8 PORTIMAO	September 29 MAGNY COURS	October 26 LOSAIL						
1 HENDRA PRATAMA Galang (INA)	2						1		1										
2 GONZALEZ Manuel (ESP)	1	1									1								
3 CARRASCO Ana (ESP)	1	1	0	1															
4 DEROUÉ Scott (NED)	1	1	0									1							
5 VERDOÏA Andy (FRA)	1	1	0							1									
6 BONOLI Omar (ITA)	1	1	0		1														
7 MEUFFELS Koen (NED)	1	1	0					1											

29/09/2019 First Line: Championship Standings - Second Line: Ranking Progression

These data/results cannot be reproduced, stored and/or transmitted in whole or in part by any manner of electronic, mechanical, photocopying, recording, broadcasting or otherwise now known or herein after developed without the previous express consent by the copyright owner, except for reproduction in daily press and regular printed publications on sale to the public within 60 days of the event related to those data/results and always provided that copyright symbol appears together as follows below.

© DORNA WSBK ORGANIZATION Srl 2019





## Pirelli French Round, 27-29 September 2019

### Rider's Performance

Rider	Points	Points From First	Points From Previous	April 7 ARAGON		April 14 ASSEN		May 12 IMOLA		June 8 JEREZ 1		June 9 JEREZ 2		June 23 MISANO		July 7 DONINGTON PARK		September 8 PORTIMAO		September 29 MAGNY COURS		October 26 LOSAIL														
				G	R	G	R	G	R	G	R	G	R	G	R	G	R	G	R	G	R	G	R	G	R	G	R	G	R	G	R	G	R	G	R	
1 GONZALEZ	148			1	1	2	1	8		4	4	1	1	2	13		1	2	15	2																
2 CARRASCO	106	42		12	Rt	8	8	3		5	3	3	3	1	16	19	4	3	2	1																
3 DEROUE	106	42	0	14	3		2	9		13	2	23	18	7	40		5	1	1	3																
4 VERDOIA	89	59	17	5	5		9	7		6	5	27	2	3	2	2	6	5	3	4																
5 STEEMAN	69	79	20	8	6		10	16		1	12	5	4	5	14	4	2	10	21	9																
6 GARCIA	68	80	1	23	25		12	11	10		2	1	2	15	23	48		8	4	23	11															
7 JAHNIG	61	87	7	9	4		7	3	6		14	7	6	7	Rt	41	5	20	14	30	21															
8 HENDRA PRATAM	55	93	6	2	Rt		1	19	17		3	6	4	5	4	3	Rt	3	8	4	5															
9 DE CANCELLIS	47	101	8	3	2		4	5	2		10	8	8	9	27	5	Rt	29	19	33	16															
10 KALININ	47	101	0	15	14		6	4	53		29	Rt	16	57	Rt	50	3	21	6	8	10															
11 SABATUCCI	39	109	8					11		34	22	21	52	9	10	1	22	9	36	24																
12 IERACI	30	118	9	36	8		7	4		36	Rt	12	14	Rt	11	Rt	7	Rt	13	7																
13 BUIS	21	127	9	30	16		13	13		19	9	14	10	15	18	23	13	Rt	5	8																
14 BONOLI	19	129	2	13	7		5	6	14		7	11	Rt	41		21	Rt																			
15 MEUFFELS	16	132	3	21	9		19	Rt	25		9	16	Rt	11	Rt	25	8	11	Rt	26	Rt															
16 KAPPLER	16	132	0	11	10		15	23		16	Rt	11	36	18	27	Rt	18	13	9	15																
17 BASTIANELLI	14	134	2	29	26		11	Rt	26		12	Rt	10	25	8	33	Rt	9	Rt	24	26															
18 EDWARDS	14	134	0	28	19		17	Rt	22		11	15	9	37	24	17	Rt	27	11	22	Rt															
19 NEILA	12	136	2	20	20			15		23	21	13	34		43	17	10	7	39	28																
20 DE LA VEGA	11	137	1	16	Rt		Rt	18		15	14	15	39	11	15	14	37	18	12	29																
21 DI SORA	11	137	0					41				21	13	22	11	12	15	19	14																	
22 VOCINO	10	138	1					21				6	6																							
23 PEREZ	10	138	0	18	15		3	17	1		17	17	7	19	17	4	20	24		29	Rt															
24 IOZZO	10	138	0	25	17		10	Rt	32		22	18	Rt	43		26	9	26	Rt	16	13															
25 LOI	10	138	0													12	21	19	24	40	6															
26 OTTEN	10	138	0	26	Rt		14		28		20	Rt				9	6	38	17	14	Rt															
27 SCHOTMAN	9	139	1	17	11		9	12	12		25	19	Rt	13	Rt	37	Rt																			
28 KONIG	9	139	0				18	21	33		35		27	22	8	7	31	26																		
29 PEDENEAU	8	140	1	7	12			22	29		8	13	Rt	24	26	47		36	27	51																
30 ORRADRE	6	142	2							18	10	Rt					15	16	18	19																
31 BRAMICH	6	142	0	34	24			Rt	44		30	26	24	8	Rt	20	10	25	28																	
32 HERNANDEZ MOY.	6	142	0	24	Rt		13	23	5		27	Rt	26	17	10	30	16																			
33 KAWAKAMI	4	144	2	32	22		20	Rt	24		28	Rt	19	23	16	1	Rt	23	22	10	12															

SP = Superpole - R = Race

Ns = Did Not Start - Rt = Retired - Ex = Excluded

29/09/2019

These data/results cannot be reproduced, stored and/or transmitted in whole or in part by any manner of electronic, mechanical, photocopying, recording, broadcasting or otherwise now known or herein after developed without the previous express consent by the copyright owner, except for reproduction in daily press and regular printed publications on sale to the public within 60 days of the event related to those data/results and always provided that copyright symbol appears together as follows below.

© DORNA WSBK ORGANIZATION Srl 2019



Official Fuel Supplier



FKR PERUGIA TIMING

Official Tyre Supplier



Official Timekeeper



