

Pirelli French Round, 27-29 September 2019

Free Practices Combined Results Gr.A after FP2

No.	Rider	Nat	Team	Bike	Class	FP1	FP2	FP3	Time	Gap	Rel.	Avg	LL
1	66 D. OTTEN	NED	MTM Racing Team	Kawasaki Ninja 400	A	2'01.290	2'15.061		2'01.290			130,923	16
2	55 G. HENDRA PRATAMA	INA	Semakin Di Depan Biblion Motoxrcing	Yamaha YZF-R3	A	2'01.326	2'12.218		2'01.326	0.036	0.036	130,884	12
3	22 N. KALININ	UKR	Nutec - RT Motorsports by SKM - Kawasaki	Kawasaki Ninja 400	A	2'01.441	2'15.501		2'01.441	0.151	0.115	130,760	16
4	1 A. CARRASCO	ESP	Kawasaki Provec WorldSSP300	Kawasaki Ninja 400	A	2'01.468	2'15.192		2'01.468	0.178	0.027	130,731	21
5	41 J. JAHNIG	GER	Freudenberg KTM Junior Team	KTM RC 390 R	A	2'01.477	2'15.628		2'01.477	0.187	0.009	130,721	22
6	15 M. BASTIANELLI	ITA	Prodina IRCOS Kawasaki	Kawasaki Ninja 400	A	2'01.489	2'17.200		2'01.489	0.199	0.012	130,708	14
7	31 T. ERHARD	GER	Freudenberg KTM WorldSSP Team	KTM RC 390 R	A	2'01.581	2'17.003		2'01.581	0.291	0.092	130,609	19
8	17 K. MEUFFELS	NED	Kawasaki MOTOPOST	Kawasaki Ninja 400	A	2'01.621	2'15.675		2'01.621	0.331	0.040	130,566	18
9	61 Y. OKAYA	JPN	DS Junior Team	Kawasaki Ninja 400	A	2'02.584	2'19.234		2'02.584	1.294	0.963	129,541	17
10	14 E. DE LA VEGA	FRA	Team MHP Racing-Patrick Pons	Yamaha YZF-R3	A	2'03.014	2'13.914		2'03.014	1.724	0.430	129,088	17
11	7 T. KAWAKAMI	BRA	BCD Yamaha MS Racing	Yamaha YZF-R3	A	2'03.119	2'13.440		2'03.119	1.829	0.105	128,978	15
12	71 T. EDWARDS	AUS	Kawasaki ParkinGO Team	Kawasaki Ninja 400	A	2'03.120	2'16.244		2'03.120	1.830	0.001	128,977	16
13	57 L. LOI	BEL	2R Racing Team	Kawasaki Ninja 400	A	2'03.135	2'17.570		2'03.135	1.845	0.015	128,961	15
14	67 T. MORETON	GBR	ACCR Czech Talent Team - Willi Race	Kawasaki Ninja 400	A	2'03.848			2'03.848	2.558	0.713	128,218	8
15	96 M. HRAVA	CZE	ACCR Czech Talent Team - Willi Race	Kawasaki Ninja 400	A	2'04.214	2'25.802		2'04.214	2.924	0.366	127,841	15
16	13 D. IOZZO	RSA	Nutec - RT Motorsports by SKM - Kawasaki	Kawasaki Ninja 400	A	2'04.266	2'16.072		2'04.266	2.976	0.052	127,787	21
17	33 K. HARTMANN	FRA	Team MHP Racing-Patrick Pons	Yamaha YZF-R3	A	2'04.854	2'17.907		2'04.854	3.564	0.588	127,185	13
18	81 S. MARKARIAN	FRA	Team Fouloi	Yamaha YZF-R3	A	2'05.554	2'18.849		2'05.554	4.264	0.700	126,476	15
19	27 F. ROVELLI	ITA	Kawasaki ParkinGO Team	Kawasaki Ninja 400	A	2'05.919	2'15.002		2'05.919	4.629	0.365	126,110	15
20	85 K. SABATUCCI	ITA	Team Trasimeno Yamaha	Yamaha YZF-R3	A	2'06.256	2'23.237		2'06.256	4.966	0.337	125,773	13
21	23 P. GIACOMINI	ITA	Kawasaki GP Project	Kawasaki Ninja 400	A	2'06.560	2'28.610		2'06.560	5.270	0.304	125,471	13
22	63 A. LONGO	ITA	Kawasaki GP Project	Kawasaki Ninja 400	A	2'08.955	2'17.303		2'08.955	7.665	2.395	123,141	24
23	49 D. DELOUVY	FRA	Flembbo Leader Team	Kawasaki Ninja 400	A	2'09.036			2'09.036	7.746	0.081	123,063	8
24	19 B. MOLINA	CHI	Terra e Moto	Yamaha YZF-R3	A	2'10.266	2'23.158		2'10.266	8.976	1.230	121,901	16
25	84 K. ALOISI	ITA	DS Junior Team	Kawasaki Ninja 400	A	2'11.186	2'18.931		2'11.186	9.896	0.920	121,046	10
26	38 I. OFFER	GBR	Scuderia Maranga Racing	Kawasaki Ninja 400	A	2'12.783	2'23.115		2'12.783	11.493	1.597	119,591	16
27	34 M. CARUSI	ITA	Team Trasimeno Yamaha	Yamaha YZF-R3	A	2'35.099	2'17.400		2'17.400	16.110	4.617	115,572	14
28	10 U. ORRADRE	ESP	BCD Yamaha MS Racing	Yamaha YZF-R3	A	2'32.504	2'19.202		2'19.202	17.912	1.802	114,076	14
29	29 G. CARBONNEL	FRA	Team Evolution GREG06	Yamaha YZF-R3	A								0

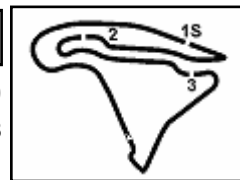
Top 3 Average Time: 2'01.352

27/09/2019

These data/results cannot be reproduced, stored and/or transmitted in whole or in part by any manner of electronic, mechanical, photocopying, recording, broadcasting or otherwise now known or herein after developed without the previous express consent by the copyright owner, except for reproduction in daily press and regular printed publications on sale to the public within 60 days of the event related to those data/results and always provided that copyright symbol appears together as follows below.

© DORNA WSBK ORGANIZATION Srl 2019





Pirelli French Round, 27-29 September 2019

Results Free Practice 2nd Session Gr.A

No.	Rider	Nat	Team	Bike	Class	Time	Gap	Rel.	Laps	Speed	
										Avg	Max
1	55 G. HENDRA PRATAMA	INA	Semakin Di Depan Biblion Motoxrcing	Yamaha YZF-R3	A	2'12.218			6	120,102	182,1
2	7 T. KAWAKAMI	BRA	BCD Yamaha MS Racing	Yamaha YZF-R3	A	2'13.440	1.222	1.222	7	119,002	182,4
3	14 E. DE LA VEGA	FRA	Team MHP Racing-Patrick Pons	Yamaha YZF-R3	A	2'13.914	1.696	0.474	10	118,581	181,8
4	27 F. ROVELLI	ITA	Kawasaki ParkinGO Team	Kawasaki Ninja 400	A	2'15.002	2.784	1.088	12	117,625	178,8
5	66 D. OTTEN	NED	MTM Racing Team	Kawasaki Ninja 400	A	2'15.061	2.843	0.059	9	117,574	181,8
6	1 A. CARRASCO	ESP	Kawasaki Provec WorldSSP300	Kawasaki Ninja 400	A	2'15.192	2.974	0.131	11	117,460	183,7
7	22 N. KALININ	UKR	Nutec - RT Motorsports by SKM - Kawasaki	Kawasaki Ninja 400	A	2'15.501	3.283	0.309	11	117,192	183,7
8	41 J. JAHNIG	GER	Freudenberg KTM Junior Team	KTM RC 390 R	A	2'15.628	3.410	0.127	11	117,082	180,9
9	17 K. MEUFFELS	NED	Kawasaki MOTOPOST	Kawasaki Ninja 400	A	2'15.675	3.457	0.047	12	117,041	186,9
10	13 D. IOZZO	RSA	Nutec - RT Motorsports by SKM - Kawasaki	Kawasaki Ninja 400	A	2'16.072	3.854	0.397	12	116,700	181,5
11	71 T. EDWARDS	AUS	Kawasaki ParkinGO Team	Kawasaki Ninja 400	A	2'16.244	4.026	0.172	9	116,553	179,4
12	31 T. ERHARD	GER	Freudenberg KTM WorldSSP Team	KTM RC 390 R	A	2'17.003	4.785	0.759	12	115,907	184,0
13	15 M. BASTIANELLI	ITA	Prodina IRCOS Kawasaki	Kawasaki Ninja 400	A	2'17.200	4.982	0.197	11	115,741	183,1
14	63 A. LONGO	ITA	Kawasaki GP Project	Kawasaki Ninja 400	A	2'17.303	5.085	0.103	12	115,654	180,0
15	34 M. CARUSI	ITA	Team Trasimeno Yamaha	Yamaha YZF-R3	A	2'17.400	5.182	0.097	11	115,572	180,6
16	57 L. LOI	BEL	2R Racing Team	Kawasaki Ninja 400	A	2'17.570	5.352	0.170	10	115,429	182,1
17	33 K. HARTMANN	FRA	Team MHP Racing-Patrick Pons	Yamaha YZF-R3	A	2'17.907	5.689	0.337	5	115,147	180,9
18	81 S. MARKARIAN	FRA	Team Fouloi	Yamaha YZF-R3	A	2'18.849	6.631	0.942	10	114,366	170,1
19	84 K. ALOISI	ITA	DS Junior Team	Kawasaki Ninja 400	A	2'18.931	6.713	0.082	7	114,298	173,6
20	10 U. ORRADRE	ESP	BCD Yamaha MS Racing	Yamaha YZF-R3	A	2'19.202	6.984	0.271	11	114,076	178,2
21	61 Y. OKAYA	JPN	DS Junior Team	Kawasaki Ninja 400	A	2'19.234	7.016	0.032	12	114,050	182,1
----- Out 107% in this Session -----											
22	38 I. OFFER	GBR	Scuderia Maranga Racing	Kawasaki Ninja 400	A	2'23.115	10.897	3.881	11	110,957	176,2
23	19 B. MOLINA	CHI	Terra e Moto	Yamaha YZF-R3	A	2'23.158	10.940	0.043	11	110,924	176,8
24	85 K. SABATUCCI	ITA	Team Trasimeno Yamaha	Yamaha YZF-R3	A	2'23.237	11.019	0.079	8	110,862	169,3
25	96 M. HRAVA	CZE	ACCR Czech Talent Team - Willi Race	Kawasaki Ninja 400	A	2'25.802	13.584	2.565	11	108,912	170,6
26	23 P. GIACOMINI	ITA	Kawasaki GP Project	Kawasaki Ninja 400	A	2'28.610	16.392	2.808	2	106,854	170,6
27	67 T. MORETON	GBR	ACCR Czech Talent Team - Willi Race	Kawasaki Ninja 400	A				0		174,5
28	49 D. DELOUVY	FRA	Flembbo Leader Team	Kawasaki Ninja 400	A				0		172,2
29	29 G. CARBONNEL	FRA	Team Evolution GREG06	Yamaha YZF-R3	A				0		158,4

Qualifying Lap Time (107% of 2'12.218): 2'21.474

AIR	Humidity:	85%	Temp:	16°C
TRACK	Condition:	Wet	Temp:	19°C

Records	Pole	(SP2)	2018	S.Deroue	1'54.034	139,250	Km/h
	Race	(RC)	2018	M.Perez	1'54.561	138,610	Km/h
	All Times	(SP2)	2018	S.Deroue	1'54.034	139,250	Km/h

27/09/2019 Start 13:30 End 14:02 The results are provisional until the end of the time limit for protests and appeals and the completion of the technical checks.

These data/results cannot be reproduced, stored and/or transmitted in whole or in part by any manner of electronic, mechanical, photocopying, recording, broadcasting or otherwise now known or herein after developed without the previous express consent by the copyright owner, except for reproduction in daily press and regular printed publications on sale to the public within 60 days of the event related to those data/results and always provided that copyright symbol appears together as follows below.

© DORNA WSBK ORGANIZATION Srl 2019



Official Fuel Supplier

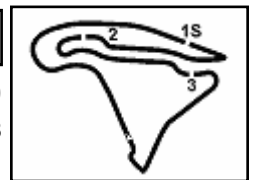


PIRELLI PERUGIA TIMING

Official Tyre Supplier



Official Timekeeper



Pirelli French Round, 27-29 September 2019

Results Free Practice 2nd Session Gr.A

Session Highlights

Local Time	No. Rider	Description
13.17.26		WET PRACTICE - LIGHTS ON
13.30.00		Start
13.32.48	23 P. GIACOMINI	Crashed - Turn 9
13.33.32	67 T. MORETON	Crashed - Turn 2
13.33.54	49 D. DELOUVY	Crashed - Turn 7
13.34.22	13 D. IOZZO	Current Lap Cancelled - Exceeded Track Limits - Turn 6
13.36.43	84 K. ALOISI	Crashed - Turn 5
13.38.31	49 D. DELOUVY	Medical Centre
13.38.51	84 K. ALOISI	Current Lap Cancelled - Exceeded Track Limits - Turn 11
13.45.33	29 G. CARBONNEL	Crashed - Turn 9
13.45.59	33 K. HARTMANN	Crashed - Turn 1
13.46.19	55 G. HENDRA PRATAMA	Crashed - Turn 1
13.46.20	57 L. LOI	Current Lap Cancelled - Exceeded Track Limits - Turn 6
13.50.06	55 G. HENDRA PRATAMA	Medical Centre
13.50.41		DROPS of RAIN in Sector 2
13.50.49	7 T. KAWAKAMI	Crashed - Turn 5
13.51.13	85 K. SABATUCCI	Crashed - Turn 12
13.51.31	85 K. SABATUCCI	Current Lap Cancelled - Exceeded Track Limits - Turn 11
13.51.57		DROPS of RAIN in All Sectors
13.59.27	49 D. DELOUVY	'MUST GO' to Medical Centre
14.01.49	14 E. DE LA VEGA	Crashed - Turn 13
14.02.58		End Of Session

Fastest Laps Sequence

No.	Rider	Nat	Team	Bike	Local Time	Time	Gap	Avg
84	K. ALOISI	ITA	DS Junior Team	Kawasaki Ninja 400	13:35'22.820	2'26.983		108,037
22	N. KALININ	UKR	Nutec - RT Motorsports by SKM - Kawasaki	Kawasaki Ninja 400	13:35'30.798	2'25.131	-1.852	109,416
66	D. OTTEN	NED	MTM Racing Team	Kawasaki Ninja 400	13:35'37.562	2'24.279	-0.852	110,062
7	T. KAWAKAMI	BRA	BCD Yamaha MS Racing	Yamaha YZF-R3	13:35'58.080	2'19.763	-4.516	113,618
14	E. DE LA VEGA	FRA	Team MHP Racing-Patrick Pons	Yamaha YZF-R3	13:36'07.387	2'18.133	-1.630	114,959
14	E. DE LA VEGA	FRA	Team MHP Racing-Patrick Pons	Yamaha YZF-R3	13:38'24.370	2'16.983	-1.150	115,924
55	G. HENDRA PRATAMA	INA	Semakin Di Depan Biblion Motoxrcing	Yamaha YZF-R3	13:39'08.265	2'13.912	-3.071	118,582
55	G. HENDRA PRATAMA	INA	Semakin Di Depan Biblion Motoxrcing	Yamaha YZF-R3	13:43'34.468	2'12.243	-1.669	120,079
55	G. HENDRA PRATAMA	INA	Semakin Di Depan Biblion Motoxrcing	Yamaha YZF-R3	13:45'46.686	2'12.218	-0.025	120,102

Start 27/09/2019 13:30 End 14:02 The results are provisional until the end of the time limit for protests and appeals and the completion of the technical checks.

These data/results cannot be reproduced, stored and/or transmitted in whole or in part by any manner of electronic, mechanical, photocopying, recording, broadcasting or otherwise now known or herein after developed without the previous express consent by the copyright owner, except for reproduction in daily press and regular printed publications on sale to the public within 60 days of the event related to those data/results and always provided that copyright symbol appears together as follows below.

© DORNA WSBK ORGANIZATION Srl 2019



Official Fuel Supplier



PIRELLI

Official Tyre Supplier



Official Timekeeper

Pirelli French Round, 27-29 September 2019

Best Sectors & Speed Free Practice 2nd Session Gr.A

Magny-Cours 4.411 m

BEST LAP			
1	55 G. HENDRA PRATAMA	Yamaha YZF-R3	2'12.218
2	7 T. KAWAKAMI	Yamaha YZF-R3	2'13.440
3	14 E. DE LA VEGA	Yamaha YZF-R3	2'13.914
4	27 F. ROVELLI	Kawasaki Ninja 400	2'15.002
5	66 D. OTTEN	Kawasaki Ninja 400	2'15.061
6	1 A. CARRASCO	Kawasaki Ninja 400	2'15.192
7	22 N. KALININ	Kawasaki Ninja 400	2'15.501
8	41 J. JAHNIG	KTM RC 390 R	2'15.628
9	17 K. MEUFFELS	Kawasaki Ninja 400	2'15.675
10	13 D. IOZZO	Kawasaki Ninja 400	2'16.072
11	71 T. EDWARDS	Kawasaki Ninja 400	2'16.244
12	31 T. ERHARD	KTM RC 390 R	2'17.003
13	15 M. BASTIANELLI	Kawasaki Ninja 400	2'17.200
14	63 A. LONGO	Kawasaki Ninja 400	2'17.303
15	34 M. CARUSI	Yamaha YZF-R3	2'17.400
16	57 L. LOI	Kawasaki Ninja 400	2'17.570
17	33 K. HARTMANN	Yamaha YZF-R3	2'17.907
18	81 S. MARKARIAN	Yamaha YZF-R3	2'18.849
19	84 K. ALOISI	Kawasaki Ninja 400	2'18.931
20	10 U. ORRADRE	Yamaha YZF-R3	2'19.202
21	61 Y. OKAYA	Kawasaki Ninja 400	2'19.234
22	38 I. OFFER	Kawasaki Ninja 400	2'23.115
23	19 B. MOLINA	Yamaha YZF-R3	2'23.158
24	85 K. SABATUCCI	Yamaha YZF-R3	2'23.237
25	96 M. HRAVA	Kawasaki Ninja 400	2'25.802
26	23 P. GIACOMINI	Kawasaki Ninja 400	2'28.610
27	29 G. CARBONNEL	Yamaha YZF-R3	
28	49 D. DELOUVY	Kawasaki Ninja 400	
29	67 T. MORETON	Kawasaki Ninja 400	

SPEED			
1	17 K. MEUFFELS	Kawasaki Ninja 400	186,9
2	31 T. ERHARD	KTM RC 390 R	184,0
3	1 A. CARRASCO	Kawasaki Ninja 400	183,7
4	22 N. KALININ	Kawasaki Ninja 400	183,7
5	15 M. BASTIANELLI	Kawasaki Ninja 400	183,1
6	7 T. KAWAKAMI	Yamaha YZF-R3	182,4
7	55 G. HENDRA PRATAMA	Yamaha YZF-R3	182,1
8	57 L. LOI	Kawasaki Ninja 400	182,1
9	61 Y. OKAYA	Kawasaki Ninja 400	182,1
10	66 D. OTTEN	Kawasaki Ninja 400	181,8
11	14 E. DE LA VEGA	Yamaha YZF-R3	181,8
12	13 D. IOZZO	Kawasaki Ninja 400	181,5
13	41 J. JAHNIG	KTM RC 390 R	180,9
14	33 K. HARTMANN	Yamaha YZF-R3	180,9
15	34 M. CARUSI	Yamaha YZF-R3	180,6
16	63 A. LONGO	Kawasaki Ninja 400	180,0
17	71 T. EDWARDS	Kawasaki Ninja 400	179,4
18	27 F. ROVELLI	Kawasaki Ninja 400	178,8
19	10 U. ORRADRE	Yamaha YZF-R3	178,2
20	19 B. MOLINA	Yamaha YZF-R3	176,8
21	38 I. OFFER	Kawasaki Ninja 400	176,2
22	67 T. MORETON	Kawasaki Ninja 400	174,5
23	84 K. ALOISI	Kawasaki Ninja 400	173,6
24	49 D. DELOUVY	Kawasaki Ninja 400	172,2
25	23 P. GIACOMINI	Kawasaki Ninja 400	170,6
26	96 M. HRAVA	Kawasaki Ninja 400	170,6
27	81 S. MARKARIAN	Yamaha YZF-R3	170,1
28	85 K. SABATUCCI	Yamaha YZF-R3	169,3
29	29 G. CARBONNEL	Yamaha YZF-R3	158,4

SEG. 1		
1	55 G. HENDRA PRATAMA	40.691
2	7 T. KAWAKAMI	41.313
3	41 J. JAHNIG	41.402
4	14 E. DE LA VEGA	41.535
5	22 N. KALININ	41.546
6	66 D. OTTEN	41.580
7	1 A. CARRASCO	41.685
8	71 T. EDWARDS	41.703
9	17 K. MEUFFELS	41.731
10	31 T. ERHARD	41.776
11	33 K. HARTMANN	42.052
12	63 A. LONGO	42.274
13	15 M. BASTIANELLI	42.473
14	81 S. MARKARIAN	42.497
15	13 D. IOZZO	42.509
16	27 F. ROVELLI	42.512
17	34 M. CARUSI	42.712
18	61 Y. OKAYA	42.989
19	57 L. LOI	43.001
20	10 U. ORRADRE	43.024
21	38 I. OFFER	43.510
22	84 K. ALOISI	43.625
23	19 B. MOLINA	43.627
24	85 K. SABATUCCI	44.320
25	96 M. HRAVA	44.925
26	23 P. GIACOMINI	45.224

SEG. 2		
1	55 G. HENDRA PRATAMA	28.899
2	27 F. ROVELLI	29.012
3	34 M. CARUSI	29.069
4	7 T. KAWAKAMI	29.124
5	13 D. IOZZO	29.136
6	66 D. OTTEN	29.205
7	14 E. DE LA VEGA	29.306
8	57 L. LOI	29.346
9	17 K. MEUFFELS	29.373
10	22 N. KALININ	29.443
11	15 M. BASTIANELLI	29.527
12	71 T. EDWARDS	29.669
13	63 A. LONGO	29.712
14	1 A. CARRASCO	29.736
15	41 J. JAHNIG	29.782
16	31 T. ERHARD	29.797
17	61 Y. OKAYA	30.085
18	84 K. ALOISI	30.115
19	10 U. ORRADRE	30.118
20	81 S. MARKARIAN	30.383
21	19 B. MOLINA	30.525
22	38 I. OFFER	30.850
23	33 K. HARTMANN	30.978
24	85 K. SABATUCCI	31.022
25	96 M. HRAVA	31.952
26	67 T. MORETON	32.159
27	23 P. GIACOMINI	33.322
28	29 G. CARBONNEL	34.723

SEG. 3		
1	55 G. HENDRA PRATAMA	29.747
2	7 T. KAWAKAMI	29.806
3	14 E. DE LA VEGA	30.054
4	27 F. ROVELLI	30.180
5	1 A. CARRASCO	30.253
6	66 D. OTTEN	30.313
7	41 J. JAHNIG	30.393
8	13 D. IOZZO	30.598
9	31 T. ERHARD	30.697
10	57 L. LOI	30.924
11	17 K. MEUFFELS	30.962
12	81 S. MARKARIAN	31.003
13	22 N. KALININ	31.019
14	33 K. HARTMANN	31.036
15	15 M. BASTIANELLI	31.088
16	34 M. CARUSI	31.135
17	84 K. ALOISI	31.242
18	71 T. EDWARDS	31.244
19	63 A. LONGO	31.322
20	61 Y. OKAYA	31.590
21	10 U. ORRADRE	31.698
22	85 K. SABATUCCI	32.259
23	19 B. MOLINA	32.485
24	38 I. OFFER	32.816
25	96 M. HRAVA	32.954
26	23 P. GIACOMINI	33.568
27	67 T. MORETON	33.772

SEG. 4		
1	55 G. HENDRA PRATAMA	32.379
2	14 E. DE LA VEGA	32.662
3	27 F. ROVELLI	32.927
4	7 T. KAWAKAMI	33.162
5	22 N. KALININ	33.289
6	17 K. MEUFFELS	33.491
7	1 A. CARRASCO	33.518
8	71 T. EDWARDS	33.628
9	63 A. LONGO	33.653
10	13 D. IOZZO	33.708
11	41 J. JAHNIG	33.736
12	33 K. HARTMANN	33.841
13	34 M. CARUSI	33.949
14	84 K. ALOISI	33.949
15	66 D. OTTEN	33.963
16	31 T. ERHARD	33.982
17	15 M. BASTIANELLI	34.042
18	10 U. ORRADRE	34.128
19	57 L. LOI	34.299
20	61 Y. OKAYA	34.331
21	81 S. MARKARIAN	34.920
22	85 K. SABATUCCI	35.035
23	67 T. MORETON	35.211
24	19 B. MOLINA	35.338
25	96 M. HRAVA	35.722
26	38 I. OFFER	35.725
27	23 P. GIACOMINI	36.496

27/09/2019

These data/results cannot be reproduced, stored and/or transmitted in whole or in part by any manner of electronic, mechanical, photocopying, recording, broadcasting or otherwise now known or herein after developed without the previous express consent by the copyright owner, except for reproduction in daily press and regular printed publications on sale to the public within 60 days of the event related to those data/results and always provided that copyright symbol appears together as follows below.

© DORNA WSBK ORGANIZATION Srl 2019



Official Fuel Supplier

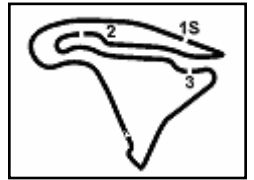


FICR PERUGIA TIMING

Official Tyre Supplier



Official Timekeeper



Magny-Cours 4.411 m

Pirelli French Round, 27-29 September 2019

Ideal Times Free Practice 2nd Session Gr.A

No.	Rider	Nat	Bike	Seg. 1	Seg. 2	Seg. 3	Seg. 4	Ideal Time			
				Diff. 1	Diff. 2	Diff. 3	Diff. 4	Best Lap	Pos.	Diff.	
1	55 G. HENDRA PRATAMA	INA	Yamaha YZF-R3	40.691	28.899 +0.287	29.747 +0.215	32.379	2'11.716			
2	7 T. KAWAKAMI	BRA	Yamaha YZF-R3	41.313 +0.035	29.124	29.806	33.162	2'13.405	1	0.502	
3	14 E. DE LA VEGA	FRA	Yamaha YZF-R3	41.535 +0.027	29.306 +0.321	30.054 +0.009	32.662	2'13.557	2	0.035	
4	27 F. ROVELLI	ITA	Kawasaki Ninja 400	42.512 +0.339	29.012 +0.032	30.180	32.927	2'13.914	3	0.357	
5	66 D. OTTEN	NED	Kawasaki Ninja 400	41.580	29.205	30.313	33.963	2'14.631	4	0.371	
6	1 A. CARRASCO	ESP	Kawasaki Ninja 400	41.685	29.736	30.253	33.518	2'15.002	5		
7	22 N. KALININ	UKR	Kawasaki Ninja 400	41.546	29.443 +0.204	31.019	33.289	2'15.061	6		
8	41 J. JAHNIG	GER	KTM RC 390 R	41.402 +0.315	29.782	30.393	33.736	2'15.192	7	0.204	
9	17 K. MEUFFELS	NED	Kawasaki Ninja 400	41.731 +0.118	29.373	30.962	33.491	2'15.297	8	0.315	
10	13 D. IOZZO	RSA	Kawasaki Ninja 400	42.509	29.136 +0.121	30.598	33.708	2'15.313	9	0.118	
11	71 T. EDWARDS	AUS	Kawasaki Ninja 400	41.703	29.669	31.244	33.628	2'15.628	10	0.121	
12	31 T. ERHARD	GER	KTM RC 390 R	41.776	29.797 +0.649	30.697 +0.102	33.982	2'15.951	11		
13	34 M. CARUSI	ITA	Yamaha YZF-R3	42.712	29.069	31.135 +0.425	33.949	2'16.072	12	0.121	
14	63 A. LONGO	ITA	Kawasaki Ninja 400	42.274 +0.337	29.712	31.322	33.653 +0.005	2'16.244	13	0.751	
15	15 M. BASTIANELLI	ITA	Kawasaki Ninja 400	42.473 +0.070	29.527	31.088	34.042	2'16.865	14	0.535	
16	57 L. LOI	BEL	Kawasaki Ninja 400	43.001	29.346	30.924	34.299	2'17.000	15	0.342	
17	33 K. HARTMANN	FRA	Yamaha YZF-R3	42.052	30.978	31.036	33.841	2'17.130	16	0.070	
18	81 S. MARKARIAN	FRA	Yamaha YZF-R3	42.497	30.383	31.003	34.920 +0.046	2'17.200	17		
19	84 K. ALOISI	ITA	Kawasaki Ninja 400	43.625	30.115	31.242	33.949	2'17.907	18	0.046	
20	10 U. ORRADRE	ESP	Yamaha YZF-R3	43.024	30.118 +0.234	31.698	34.128	2'18.803	19		
21	61 Y. OKAYA	JPN	Kawasaki Ninja 400	42.989 +0.066	30.085	31.590	34.331 +0.173	2'18.931	20	0.234	
22	19 B. MOLINA	CHI	Yamaha YZF-R3	43.627 +0.726	30.525	32.485 +0.343	35.338 +0.114	2'19.234	21	0.239	
23	85 K. SABATUCCI	ITA	Yamaha YZF-R3	44.320 +0.601	31.022	32.259	35.035	2'19.968	22	1.183	
24	38 I. OFFER	GBR	Kawasaki Ninja 400	43.510	30.850	32.816 +0.113	35.725 +0.101	2'20.202	23	0.234	
25	96 M. HRAVA	CZE	Kawasaki Ninja 400	44.925 +0.186	31.952	32.954	35.722 +0.063	2'21.975	24	1.183	
26	23 P. GIACOMINI	ITA	Kawasaki Ninja 400	45.224	33.322	33.568	36.496	2'23.158	25	0.249	
29	G. CARBONNEL	FRA	Yamaha YZF-R3	One or more sectors missing							
49	D. DELOUVY	FRA	Kawasaki Ninja 400	One or more sectors missing							
67	T. MORETON	GBR	Kawasaki Ninja 400	One or more sectors missing							
Overall Ideal Time				40.691	28.899	29.747	32.379	2'11.716			

27/09/2019
These data/results cannot be reproduced, stored and/or transmitted in whole or in part by any manner of electronic, mechanical, photocopying, recording, broadcasting or otherwise now known or herein after developed without the previous express consent by the copyright owner, except for reproduction in daily press and regular printed publications on sale to the public within 60 days of the event related to those data/results and always provided that copyright symbol appears together as follows below.
© DORNA WSBK ORGANIZATION Srl 2019

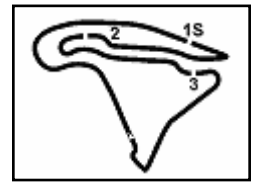




3.5

WorldSSP300

116/08



Magny-Cours 4.411 m

Pirelli French Round, 27-29 September 2019
Chronological Analysis Free Practice 2nd Session Gr.A

1 / 3

1° 55 G. HENDRA PRATAMA (2'12.218)

Lap	Seg.1	Seg.2	Seg.3	Seg.4	Lap Time	km/h	Local Time
1							13:31'43.707
2	1'10.741	32.320	33.984	35.301	2'52.346P	170,9	13:34'36.053
3	43.410	29.978	31.154	33.758	2'18.300	177,0	13:36'54.353
4	41.681	29.348	30.167	32.716	2'13.912	180,6	13:39'08.265
5	41.237	29.097	30.584	33.042	2'13.960	177,9	13:41'22.225
6	41.068	28.899	29.747	32.529	2'12.243	178,5	13:43'34.468
7	40.691	29.186	29.962	32.379	2'12.218	182,1	13:45'46.686

2° 7 T. KAWAKAMI (2'13.440)

Lap	Seg.1	Seg.2	Seg.3	Seg.4	Lap Time	km/h	Local Time
1		30.604	31.947	35.536	172,2	13:33'38.317	
2	44.320	30.691	30.980	33.772	2'19.763	175,0	13:35'58.080
3	42.358	30.550	32.135	33.515	2'18.558	177,9	13:38'16.638
4	41.903	29.484	31.126	33.602	2'16.115	175,6	13:40'32.753
5	41.986	29.656	30.431	33.758	2'15.831	176,8	13:42'48.584
6	42.335	30.673	33.051	35.644	2'21.703	182,4	13:45'10.287
7	43.267	29.879	30.131	33.209	2'16.486	180,0	13:47'26.773
8	41.348	29.124	29.806	33.162	2'13.440	177,9	13:49'40.213

3° 14 E. DE LA VEGA (2'13.914)

Lap	Seg.1	Seg.2	Seg.3	Seg.4	Lap Time	km/h	Local Time
1		31.420	34.214	34.106	174,2	13:33'49.254	
2	42.557	30.102	31.326	34.148	2'18.133	175,0	13:36'07.387
3	42.292	30.435	30.870	33.386	2'16.983	177,3	13:38'24.370
4	42.222	30.434	30.979	33.451	2'17.086	179,1	13:40'41.456
5	41.740	29.673	30.618	33.149	2'15.180	177,3	13:42'56.636
6	41.535	29.446	30.783	33.452	2'15.216	179,4	13:45'11.852
7	41.562	29.627	30.063	32.662	2'13.914	181,8	13:47'25.766
8	42.752	29.934	30.304	36.687	2'19.677P	170,9	13:49'45.443
9	3'22.880	30.680	31.465	35.588	5'00.613P	174,5	13:54'46.056
10	42.493	29.674	30.462	33.140	2'15.769	176,2	13:57'01.825
11	41.716	29.306	30.054	33.004	2'14.080	177,0	13:59'15.905

4° 27 F. ROVELLI (2'15.002)

Lap	Seg.1	Seg.2	Seg.3	Seg.4	Lap Time	km/h	Local Time
1		34.443	36.062	38.430	170,1	13:34'00.466	
2	46.450	31.102	33.212	36.556	2'27.320	173,4	13:36'27.786
3	44.654	31.012	32.901	36.674	2'25.241	176,2	13:38'53.027
4	44.351	30.523	32.501	35.408	2'22.783	177,3	13:41'15.810
5	43.466	30.698	31.818	34.368	2'20.350	173,1	13:43'36.160
6	42.786	30.804	31.354	34.519	2'19.463	178,8	13:45'55.623
7	44.006	29.869	31.670	34.015	2'19.560	176,2	13:48'15.183
8	42.512	29.367	30.667	34.069	2'16.615	177,3	13:50'31.798
9	42.658	29.892	31.273	33.938	2'17.761	176,8	13:52'49.559
10	42.596	29.291	30.477	33.568	2'15.932	177,3	13:55'05.491
11	42.901	29.886	30.705	33.062	2'16.554	177,3	13:57'22.045
12	42.851	29.044	30.180	32.927	2'15.002	176,2	13:59'37.047
13	43.040	29.012	30.427	33.094	2'15.573	172,0	14:01'52.620

5° 66 D. OTTEN (2'15.061)

Lap	Seg.1	Seg.2	Seg.3	Seg.4	Lap Time	km/h	Local Time
1		31.915	33.372	36.245	172,8	13:33'13.283	
2	45.098	31.199	32.422	35.560	2'24.279	178,2	13:35'37.562
3	42.446	30.233	31.309	35.627	2'19.615	181,2	13:37'57.177
4	42.696	30.191	31.942	41.292	2'26.121P	178,8	13:40'23.298
5	2'08.609	29.981	31.306	34.975	3'44.871P	181,8	13:44'08.169
6	42.194	29.856	31.232	34.361	2'17.643	179,1	13:46'25.812
7	41.882	29.538	30.724	34.116	2'16.260	178,5	13:48'42.072
8	41.580	29.205	30.313	33.963	2'15.061	180,0	13:50'57.133
9	44.338	29.696	30.908	34.296	2'19.238	180,0	13:53'16.371

10	41.808	29.863	30.888	41.688	2'24.247P	180,0	13:55'40.618
----	--------	--------	--------	--------	-----------	-------	--------------

6° 1 A. CARRASCO (2'15.192)

Lap	Seg.1	Seg.2	Seg.3	Seg.4	Lap Time	km/h	Local Time
1		33.494	33.248	36.635	175,0	13:34'47.838	
2	43.292	31.388	31.673	35.952	2'22.305	179,1	13:37'10.143
3	43.280	30.411	31.496	34.798	2'19.985	180,0	13:39'30.128
4	42.849	30.484	30.935	34.866	2'19.134	180,3	13:41'49.262
5	42.040	30.158	32.109	35.730	2'20.037	182,1	13:44'09.299
6	42.867	30.872	31.116	34.457	2'19.312	183,7	13:46'28.611
7	42.960	29.848	30.860	34.206	2'17.874	180,3	13:48'46.485
8	42.525	30.025	30.644	34.103	2'17.297	177,3	13:51'03.782
9	43.177	31.212	31.768	34.997	2'21.154	179,4	13:53'24.936
10	42.773	30.447	31.301	35.430	2'19.951	181,2	13:55'44.887
11	42.064	30.040	30.875	33.698	2'16.677	180,6	13:58'01.564
12	41.685	29.736	30.253	33.518	2'15.192	180,6	14:00'16.756

7° 22 N. KALININ (2'15.501)

Lap	Seg.1	Seg.2	Seg.3	Seg.4	Lap Time	km/h	Local Time
1		33.306	35.238	38.189	153,2	13:33'05.667	
2	45.546	31.945	32.728	34.912	2'25.131	175,0	13:35'30.798
3	44.983	32.260	32.279	36.041	2'25.563	177,3	13:37'56.361
4	43.543	30.675	31.932	35.051	2'21.201	170,1	13:40'17.562
5	42.691	30.199	31.750	34.510	2'19.150	181,5	13:42'36.712
6	43.261	30.039	31.683	34.916	2'19.899	176,8	13:44'56.611
7	42.369	29.816	31.331	33.804	2'17.320	182,1	13:47'13.931
8	43.732	30.352	31.586	33.440	2'19.110	174,8	13:49'33.041
9	42.183	29.443	35.967	33.310	2'20.903	178,8	13:51'53.944
10	41.854	30.439	31.750	34.869	2'18.912	183,4	13:54'12.856
11	41.859	30.402	31.460	33.827	2'17.548	181,5	13:56'30.404
12	41.546	29.647	31.019	33.289	2'15.501	183,7	13:58'45.905

8° 41 J. JAHNIG (2'15.628)

Lap	Seg.1	Seg.2	Seg.3	Seg.4	Lap Time	km/h	Local Time
1		32.802	33.966	37.173	170,6	13:33'22.863	
2	45.717	31.866	32.295	36.335	2'26.213	179,7	13:35'49.076
3	42.835	31.388	31.663	35.541	2'21.427	179,1	13:38'10.503
4	42.588	30.626	31.317	34.941	2'19.472	178,8	13:40'29.975
5	42.160	30.483	31.071	34.675	2'18.389	179,1	13:42'48.364
6	42.499	31.041	32.196	40.479	2'26.215P	180,9	13:45'14.579
7	2'32.428	31.422	32.254	35.397	4'11.501P	176,2	13:49'26.080
8	42.538	30.583	31.975	34.964	2'20.060	178,2	13:51'46.140
9	42.473	30.492	31.209	34.216	2'18.390	178,5	13:54'04.530
10	41.930	29.845	30.579	33.739	2'16.093	178,5	13:56'20.623
11	41.402	30.304	31.106	33.774	2'16.586	180,0	13:58'37.209
12	41.717	29.782	30.393	33.736	2'15.628	177,9	14:00'52.837

9° 17 K. MEUFFELS (2'15.675)

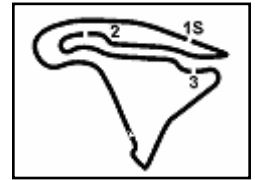
Lap	Seg.1	Seg.2	Seg.3	Seg.4	Lap Time	km/h	Local Time
1		31.457	33.804	36.726	178,5	13:32'57.629	
2	45.247	32.709	33.550	36.238	2'27.744	173,4	13:35'25.373
3	44.011	32.752	33.537	36.096	2'26.396	174,2	13:37'51.769
4	43.674	31.711	32.758	35.265	2'23.408	180,9	13:40'15.177
5	43.097	31.024	32.356	35.389	2'21.866	179,1	13:42'37.043
6	43.147	30.615	31.657	34.447	2'19.866	171,2	13:44'56.909
7	42.405	30.077	31.341	33.759	2'17.582	186,9	13:47'14.491
8	43.682	31.180	31.592	34.343	2'20.797	168,5	13:49'35.288
9	42.691	29.946	31.155	34.163	2'17.955	181,5	13:51'53.243
10	42.439	30.215	31.461	34.909	2'19.024	182,1	13:54'12.267
11	42.351	29.784	31.092	33.904	2'17.131	184,0	13:56'29.398
12	41.731	29.797	31.097	33.639	2'16.264	184,3	13:58'45.662
13	41.849	29.373	30.962	33.491	2'15.675	182,4	14:01'01.337

27/09/2019 P = Pits In/Out - C = Lap Time Cancelled

These data/results cannot be reproduced, stored and/or transmitted in whole or in part by any manner of electronic, mechanical, photocopying, recording, broadcasting or otherwise now known or herein after developed without the previous express consent by the copyright owner, except for reproduction in daily press and regular printed publications on sale to the public within 60 days of the event related to those data/results and always provided that copyright symbol appears together as follows below.

© DORNA WSBK ORGANIZATION Srl 2019





Pirelli French Round, 27-29 September 2019
Chronological Analysis Free Practice 2nd Session Gr.A

Magny-Cours 4.411 m

2 / 3

10° 13 D. IOZZO (2'16.072)								14° 63 A. LONGO (2'17.303)							
Lap	Seg.1	Seg.2	Seg.3	Seg.4	Lap Time	km/h	Local Time	Lap	Seg.1	Seg.2	Seg.3	Seg.4	Lap Time	km/h	Local Time
1		31.574	33.511	36.692		164,4	13:33'10.524	1	46.656	33.135	34.229	38.566	2'30.533	173,1	13:35'22.023
2	44.631	31.115	32.858	35.125	2'23.729C	176,2	13:35'34.253	2	45.167	32.744	34.004	35.952	2'27.867	178,5	13:38'20.423
3	43.375	30.527	32.321	35.516	2'21.739	179,4	13:37'55.992	3	43.902	31.259	33.001	35.400	2'23.562	179,4	13:40'43.985
4	43.710	30.179	32.230	34.814	2'20.933	176,2	13:40'16.925	4	44.098	32.295	32.352	35.315	2'24.060	176,5	13:43'08.045
5	43.090	30.111	31.660	34.616	2'19.477	177,3	13:42'36.402	5	43.361	30.846	32.408	34.719	2'21.334	177,6	13:45'29.379
6	43.374	29.867	31.536	34.342	2'19.119	176,2	13:44'55.521	6	43.926	31.128	32.151	34.674	2'21.879	176,2	13:47'51.258
7	43.200	29.577	31.350	34.123	2'18.250	175,9	13:47'13.771	7	43.281	30.810	31.549	34.327	2'19.967	177,9	13:50'11.225
8	43.922	30.679	31.483	34.582	2'20.666	159,8	13:49'34.437	8	43.114	30.924	31.487	34.120	2'19.645	177,0	13:52'30.870
9	42.965	29.504	31.161	33.945	2'17.575	178,2	13:51'52.012	9	43.117	30.552	32.141	33.653	2'19.463	179,1	13:54'50.333
10	43.595	29.896	31.472	34.987	2'19.950	181,5	13:54'11.962	10	42.611	29.712	31.322	33.658	2'17.303	177,6	13:57'07.636
11	42.871	29.899	31.060	35.424	2'19.254	181,5	13:56'31.216	11	42.274	29.898	31.563	34.254	2'17.989	180,0	13:59'25.625
12	42.509	29.257	30.598	33.708	2'16.072	179,7	13:58'47.288	12	44.090	32.009	33.390	36.307	2'25.796	174,2	14:01'51.421
13	42.531	29.136	30.923	35.266	2'17.856	176,8	14:01'05.144								
11° 71 T. EDWARDS (2'16.244)								15° 34 M. CARUSI (2'17.400)							
Lap	Seg.1	Seg.2	Seg.3	Seg.4	Lap Time	km/h	Local Time	Lap	Seg.1	Seg.2	Seg.3	Seg.4	Lap Time	km/h	Local Time
1		33.091	34.801	40.445		170,3	13:34'05.881	1							13:30'25.016
2	44.443	31.328	32.827	35.682	2'24.280	176,8	13:36'30.161	2	1'41.303	33.793	34.995	36.921	3'27.012P	169,8	13:33'52.028
3	42.955	30.034	31.563	34.680	2'19.232	179,4	13:38'49.393	3	46.109	32.214	34.116	36.343	2'28.782	172,5	13:36'20.810
4	42.680	29.949	31.544	34.158	2'18.331	174,2	13:41'07.724	4	44.506	32.687	33.091	35.378	2'25.662	175,0	13:38'46.472
5	42.421	29.955	31.274	34.065	2'17.715	177,0	13:43'25.439	5	43.746	30.283	32.332	35.432	2'21.793	173,4	13:41'08.265
6	42.195	29.848	31.808	39.510	2'23.361	176,5	13:45'48.800	6	42.744	30.199	31.671	34.316	2'18.930	179,7	13:43'27.195
7	51.276	31.428	32.720	39.129	2'34.553P	176,8	13:48'23.353	7	42.850	29.683	31.436	39.803	2'23.772P	175,9	13:45'50.967
8	5'45.945	31.299	32.266	34.880	7'24.390P	175,6	13:55'47.743	8	2'07.393	30.621	31.445	34.334	3'43.793P	179,1	13:49'34.760
9	42.459	29.777	31.459	34.500	2'18.195	177,9	13:58'05.938	9	43.008	29.231	31.229	33.949	2'17.417	180,6	13:51'52.177
10	41.703	29.669	31.244	33.628	2'16.244	177,6	14:00'22.182	10	43.048	29.559	31.846	34.615	2'19.068	175,0	13:54'11.245
								11	42.712	29.069	31.560	34.059	2'17.400	175,3	13:56'28.645
								12	42.716	29.636	31.135	45.035	2'28.522P	178,8	13:58'57.167
12° 31 T. ERHARD (2'17.003)								16° 57 L. LOI (2'17.570)							
Lap	Seg.1	Seg.2	Seg.3	Seg.4	Lap Time	km/h	Local Time	Lap	Seg.1	Seg.2	Seg.3	Seg.4	Lap Time	km/h	Local Time
1		32.516	34.401	38.651		178,5	13:33'25.536	1							13:32'59.056
2	45.370	32.056	33.232	36.585	2'27.243	180,3	13:35'52.779	2	46.539	32.688	34.532	37.704	2'31.463	174,2	13:35'30.519
3	44.984	33.044	32.724	35.185	2'25.937	177,0	13:38'18.716	3	45.334	32.111	33.393	36.194	2'27.032	178,5	13:37'57.551
4	42.593	30.003	30.825	34.577	2'17.998	180,6	13:40'36.714	4	44.600	31.094	33.164	35.868	2'24.726	180,0	13:40'22.277
5	42.353	30.256	30.774	34.768	2'18.151	180,9	13:42'54.865	5	44.177	31.314	32.915	35.943	2'24.349	180,6	13:42'46.626
6	42.168	29.936	30.992	34.476	2'17.572	180,0	13:45'12.437	6	43.922	30.853	32.337	35.194	2'22.306	177,9	13:45'08.932
7	41.776	30.446	30.799	33.982	2'17.003	184,0	13:47'29.440	7	43.705	32.938	32.278	39.662	2'28.583CP	182,1	13:47'37.515
8	43.026	29.797	30.904	34.427	2'18.154	180,6	13:49'47.594	8	5'10.488	30.408	32.977	36.117	6'49.990P	175,9	13:54'27.505
9	42.107	31.027	32.674	34.967	2'20.775	179,7	13:52'08.369	9	43.562	29.910	31.693	35.365	2'20.530	177,0	13:56'48.035
10	42.641	30.238	30.888	34.804	2'18.571	179,1	13:54'26.940	10	43.199	29.634	31.218	34.430	2'18.481	178,5	13:59'06.516
11	42.987	30.158	31.114	35.151	2'19.410	178,2	13:56'46.350	11	43.001	29.346	30.924	34.299	2'17.570	176,8	14:01'24.086
12	42.377	30.272	30.697	34.507	2'17.853	182,1	13:59'04.203								
13	42.349	30.450	31.022	38.162	2'21.983	180,6	14:01'26.186								
13° 15 M. BASTIANELLI (2'17.200)								17° 33 K. HARTMANN (2'17.907)							
Lap	Seg.1	Seg.2	Seg.3	Seg.4	Lap Time	km/h	Local Time	Lap	Seg.1	Seg.2	Seg.3	Seg.4	Lap Time	km/h	Local Time
1							13:31'06.173	1		35.137	33.862	37.132		172,8	13:33'34.305
2	1'12.090	34.197	35.189	37.549	2'59.025P	175,6	13:34'05.198	2	43.684	32.687	32.775	35.531	2'24.677	175,6	13:35'58.982
3	43.965	32.133	33.070	35.629	2'24.797	175,3	13:36'29.995	3	43.056	32.054	32.557	35.823	2'23.490	177,9	13:38'22.472
4	43.241	30.937	32.519	35.659	2'22.356	183,1	13:38'52.351	4	42.206	32.568	31.598	35.377	2'21.749	180,9	13:40'44.221
5	42.908	30.751	32.123	34.789	2'20.571	178,5	13:41'12.922	5	44.039	31.390	31.903	34.157	2'21.489	180,6	13:43'05.710
6	42.473	29.980	31.357	34.462	2'18.272	178,8	13:43'31.194	6	42.052	30.978	31.036	33.841	2'17.907	174,8	13:45'23.617
7	42.543	29.527	31.088	34.042	2'17.200	181,8	13:45'48.394								
8	52.214	30.358	31.484	34.924	2'28.980	177,9	13:48'17.374								
9	43.765	32.294	34.125	39.633	2'29.817P	175,0	13:50'47.191								
10	2'36.262	30.961	32.508	35.047	4'14.778P	173,9	13:55'01.969								
11	43.112	30.111	31.368	34.094	2'18.685	177,3	13:57'20.654								
12	44.993	32.837	35.486	43.077	2'36.393P	179,1	13:59'57.047								
18° 81 S. MARKARIAN (2'18.849)															
Lap	Seg.1	Seg.2	Seg.3	Seg.4	Lap Time	km/h	Local Time								
1							13:31'47.768								
2	1'10.347	32.577				33.318	37.851	2'54.093P	164,9	13:34'41.861					
3	46.386	32.575	33.009	36.972	2'28.942	164,1	13:37'10.803								
4	44.081	31.432	32.042	36.465	2'24.020	169,5	13:39'34.823								
5	43.824	30.503	31.917	35.671	2'21.915	167,7	13:41'56.738								
6	43.625	31.509	33.942	41.016	2'30.092P	167,4	13:44'26.830								

27/09/2019

P = Pits In/Out - C = Lap Time Cancelled

These data/results cannot be reproduced, stored and/or transmitted in whole or in part by any manner of electronic, mechanical, photocopying, recording, broadcasting or otherwise now known or herein after developed without the previous express consent by the copyright owner, except for reproduction in daily press and regular printed publications on sale to the public within 60 days of the event related to those data/results and always provided that copyright symbol appears together as follows below.

© DORNA WSBK ORGANIZATION Srl 2019



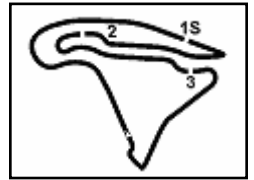
Official Fuel Supplier



Official Tyre Supplier



Official Timekeeper



Pirelli French Round, 27-29 September 2019

Chronological Analysis Free Practice 2nd Session Gr.A

Magny-Cours 4.411 m

3 / 3

7	1'04.825	38.333	31.589	34.920	2'49.667P	149,8	13:47'16.497
8	45.187	33.626	32.403	39.150	2'30.366P	165,9	13:49'46.863
9	4'15.664	32.478	32.950	36.583	5'57.675P	165,9	13:55'44.538
10	44.238	30.786	31.537	35.168	2'21.729	168,5	13:58'06.267
11	42.497	30.383	31.003	34.966	2'18.849	170,1	14:00'25.116

19° 84 K. ALOISI (2'18.931)							
Lap	Seg.1	Seg.2	Seg.3	Seg.4	Lap Time	km/h	Local Time
1		32.782	35.773	37.571		168,2	13:32'55.837
2	46.243	32.165	33.264	35.311	2'26.983	171,4	13:35'22.820
3	44.450				4'25.599CP	173,1	13:39'48.419
4	10'55.745	32.725	33.939	36.166	12'38.575P	171,2	13:52'26.994
5	45.152	31.778	33.248	35.127	2'25.305	172,2	13:54'52.299
6	44.204	30.808	32.406	35.612	2'23.030	173,6	13:57'15.329
7	43.901	30.528	32.142	34.573	2'21.144	172,8	13:59'36.473
8	43.625	30.115	31.242	33.949	2'18.931	172,2	14:01'55.404

20° 10 U. ORRADRE (2'19.202)							
Lap	Seg.1	Seg.2	Seg.3	Seg.4	Lap Time	km/h	Local Time
1		34.679	35.876	38.907		173,1	13:33'38.013
2	45.935	32.958	34.966	37.864	2'31.723	174,2	13:36'09.736
3	45.790	32.072	34.325	37.043	2'29.230	175,6	13:38'38.966
4	44.549	31.694	33.994	36.519	2'26.756	174,2	13:41'05.722
5	44.559	31.060	33.653	35.539	2'24.811	173,4	13:43'30.533
6	43.175	30.813	32.938	35.317	2'22.243	178,2	13:45'52.776
7	43.933	31.029	34.269	35.055	2'24.286	175,3	13:48'17.062
8	43.558	30.384	32.924	34.945	2'21.811	177,9	13:50'38.873
9	43.146	30.382	32.536	35.301	2'21.365	177,6	13:53'00.238
10	43.512	30.210	32.174	34.943	2'20.839	176,8	13:55'21.077
11	43.185	30.118	31.755	34.912	2'19.970	176,2	13:57'41.047
12	43.024	30.352	31.698	34.128	2'19.202	175,3	14:00'00.249

21° 61 Y. OKAYA (2'19.234)							
Lap	Seg.1	Seg.2	Seg.3	Seg.4	Lap Time	km/h	Local Time
1		32.838	35.892	38.494		169,8	13:32'56.418
2	47.441	33.303	34.349	37.399	2'32.492	173,4	13:35'28.910
3	44.876	32.141	33.500	37.491	2'28.008	176,2	13:37'05.918
4	44.502	31.231	32.990	36.252	2'24.975	179,1	13:40'21.893
5	44.310	31.268	32.929	35.784	2'24.291	177,3	13:42'46.184
6	43.650	30.857	32.335	35.596	2'22.438	176,2	13:45'08.622
7	43.818	31.828	32.498	35.672	2'23.816	177,3	13:47'32.438
8	44.442	31.877	32.237	35.904	2'24.460	178,8	13:49'56.898
9	45.913	31.401	32.903	36.131	2'26.348	177,0	13:52'23.246
10	44.099	30.678	32.215	35.498	2'22.490	176,2	13:54'45.736
11	43.031	30.185	31.866	34.742	2'19.824	182,1	13:57'05.560
12	42.989	30.331	31.896	34.331	2'19.547	177,9	13:59'25.107
13	43.055	30.085	31.590	34.504	2'19.234	176,5	14:01'44.341

22° 38 I. OFFER (2'23.115)							
Lap	Seg.1	Seg.2	Seg.3	Seg.4	Lap Time	km/h	Local Time
1		36.234	37.306	40.168		136,0	13:33'12.588
2	48.902	33.986	35.283	39.240	2'37.411	167,4	13:35'49.999
3	45.419	33.428	34.080	36.816	2'29.743	173,6	13:38'19.742
4	44.592	32.395	33.748	36.842	2'27.577	172,5	13:40'47.319
5	44.340	31.751	33.953	37.207	2'27.251	176,2	13:43'14.570
6	44.386	31.815	34.065	36.722	2'26.988	175,9	13:45'41.558
7	44.638	31.859	33.156	36.828	2'26.481	174,8	13:48'08.039
8	44.504	31.790	32.946	36.884	2'26.124	176,2	13:50'34.163
9	44.208	32.237	33.845	37.419	2'27.709	176,2	13:53'01.872
10	44.322	31.154	32.816	36.446	2'24.738	174,8	13:55'26.610
11	43.975	31.190	33.250	35.725	2'24.140	176,2	13:57'50.750
12	43.510	30.850	32.929	35.826	2'23.115	175,9	14:00'13.865

23° 19 B. MOLINA (2'23.158)							
Lap	Seg.1	Seg.2	Seg.3	Seg.4	Lap Time	km/h	Local Time
1		33.385	36.324	39.262		166,7	13:34'15.833
2	47.530	34.173	35.203	36.375	2'33.281	164,9	13:36'49.114
3	44.838	32.341	33.850	36.539	2'27.568	172,8	13:39'16.682
4	44.961	31.517	33.575	36.587	2'26.640	173,1	13:41'43.322
5	44.504	31.343	33.275	36.317	2'25.439	173,4	13:44'08.761
6	43.627	32.639	32.669	35.419	2'24.354	175,6	13:46'33.115
7	43.958	31.539	32.485	37.519	2'25.501	175,3	13:48'58.616
8	44.127	31.395	35.245	36.589	2'27.356	176,8	13:51'25.972
9	44.882	31.486	33.748	36.371	2'26.487	173,9	13:53'52.459
10	44.767	31.006	33.019	35.775	2'24.567	174,5	13:56'17.026
11	44.144	30.979	33.066	35.338	2'23.527	174,8	13:58'40.553
12	44.353	30.525	32.828	35.452	2'23.158	173,9	14:01'03.711

24° 85 K. SABATUCCI (2'23.237)							
Lap	Seg.1	Seg.2	Seg.3	Seg.4	Lap Time	km/h	Local Time
1		36.347	38.371	38.959		159,1	13:34'15.110
2	47.988	34.024	35.839	36.589	2'34.440	155,8	13:36'49.550
3	45.765	33.093	33.623	36.196	2'28.677	166,7	13:39'18.227
4	45.360	32.107	33.231	35.339	2'26.037	166,4	13:41'44.264
5	44.840	31.237	32.657	36.560	2'25.294	168,0	13:44'09.558
6	44.320	31.513	32.788	35.176	2'23.797	169,3	13:46'33.355
7	44.921	31.022	32.259	35.035	2'23.237	168,2	13:48'56.592
8	44.750	31.240			7'34.719CP	165,6	13:56'31.311
9	4'26.411	33.490	35.120	36.901	6'11.922P	157,7	14:02'43.233

25° 96 M. HRAVA (2'25.802)							
Lap	Seg.1	Seg.2	Seg.3	Seg.4	Lap Time	km/h	Local Time
1		40.897	42.159	43.773		132,5	13:33'25.366
2	51.950	36.150	37.708	41.377	2'47.185	145,0	13:36'12.551
3	48.992	36.348	36.662	39.659	2'41.661	154,3	13:38'54.212
4	47.661	34.697	35.309	39.321	2'36.988	163,1	13:41'31.200
5	46.399	34.078	35.396	38.527	2'34.400	159,3	13:44'05.600
6	46.099	33.332	35.177	37.502	2'32.110	169,8	13:46'37.710
7	47.488	33.824	34.743	37.633	2'33.688	168,2	13:49'11.398
8	46.092	33.082	34.573	37.003	2'30.750	164,6	13:51'42.148
9	46.607	32.707	34.539	38.142	2'31.995	165,4	13:54'14.143
10	44.925	33.043	33.837	36.674	2'28.479	170,3	13:56'42.622
11	45.354	32.371	33.373	35.722	2'26.820	169,0	13:59'09.442
12	45.111	31.952	32.954	35.785	2'25.802	170,6	14:01'35.244

26° 23 P. GIACOMINI (2'28.610)							
Lap	Seg.1	Seg.2	Seg.3	Seg.4	Lap Time	km/h	Local Time
1		33.641				170,6	13:55'56.272
2	1'12.734	37.625	35.639	37.670	3'03.668P	155,0	13:58'59.940
3	45.224	33.322	33.568	36.496	2'28.610	170,1	14:01'28.550

27° 67 T. MORETON							
Lap	Seg.1	Seg.2	Seg.3	Seg.4	Lap Time	km/h	Local Time
1		32.159	33.772	35.211		174,5	13:32'53.421

28° 49 D. DELOUVY							
Lap	Seg.1	Seg.2	Seg.3	Seg.4	Lap Time	km/h	Local Time
1							13:30'46.750

29° 29 G. CARBONNEL							
Lap	Seg.1	Seg.2	Seg.3	Seg.4	Lap Time	km/h	Local Time
1							13:42'50.293

27/09/2019 P = Pits In/Out - C = Lap Time Cancelled

These data/results cannot be reproduced, stored and/or transmitted in whole or in part by any manner of electronic, mechanical, photocopying, recording, broadcasting or otherwise now known or herein after developed without the previous express consent by the copyright owner, except for reproduction in daily press and regular printed publications on sale to the public within 60 days of the event related to those data/results and always provided that copyright symbol appears together as follows below.

© DORNA WSBK ORGANIZATION Srl 2019



Official Fuel Supplier

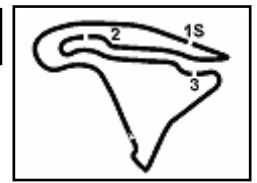


FKR PERUGIA TIMING

Official Tyre Supplier



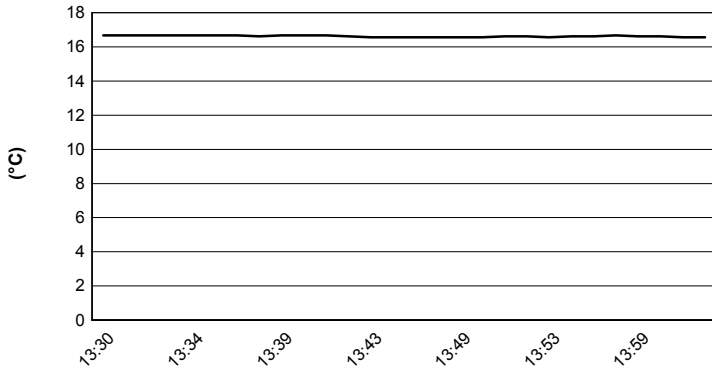
Official Timekeeper



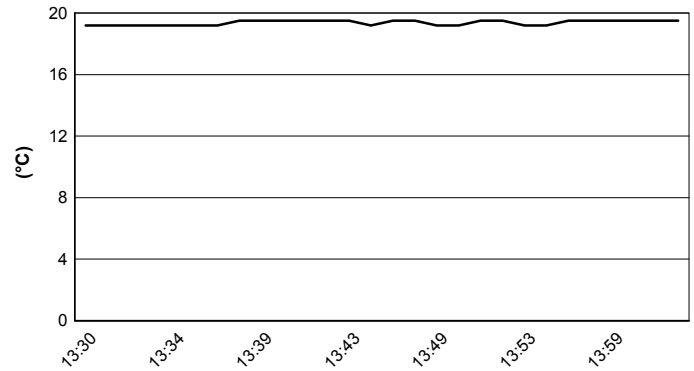
Magny-Cours 4.411 m

Pirelli French Round, 27-29 September 2019
Weather Report Free Practice 2nd Session Gr.A
Session started 13:30 - Session ended 14:02

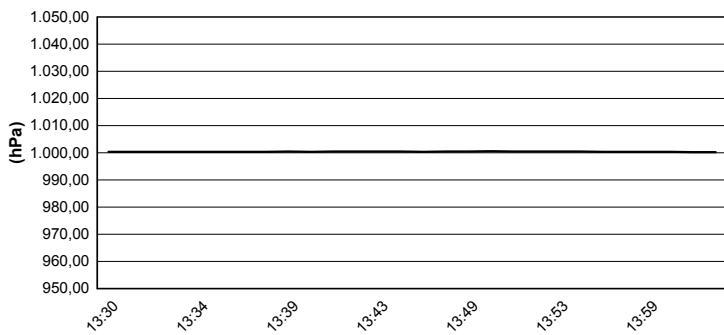
Air Temperature



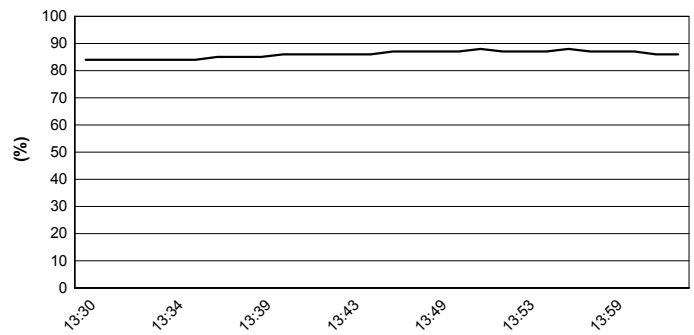
Track Temperature



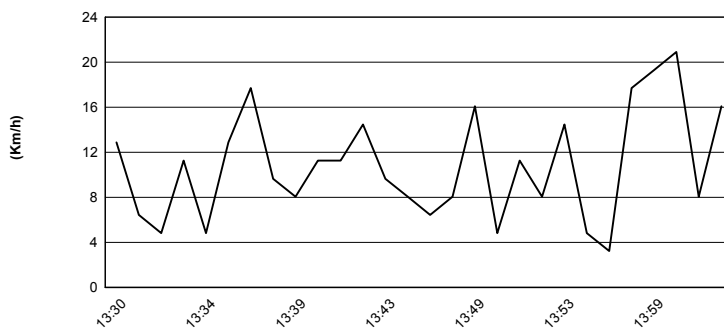
Air Pressure



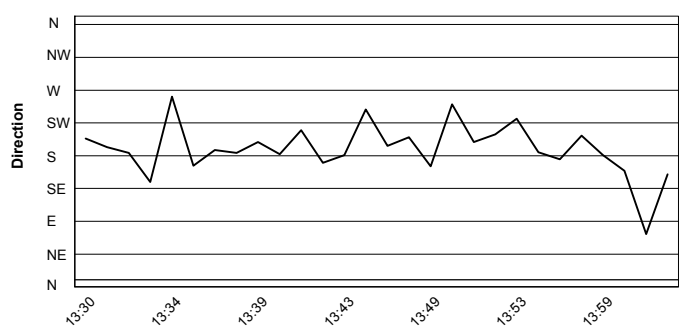
Humidity



Wind Speed



Wind Direction



27/09/2019

These data/results cannot be reproduced, stored and/or transmitted in whole or in part by any manner of electronic, mechanical, photocopying, recording, broadcasting or otherwise now known or herein after developed without the previous express consent by the copyright owner, except for reproduction in daily press and regular printed publications on sale to the public within 60 days of the event related to those data/results and always provided that copyright symbol appears together as follows below.

© DORNA WSBK ORGANIZATION Srl 2019



Official Fuel Supplier

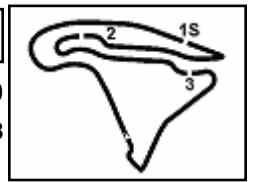


FICR PERUGIA TIMING

Official Tyre Supplier



Official Timekeeper



Magny-Cours 4.411 m

Pirelli French Round, 27-29 September 2019

Best Laps & Speeds Gr.A

1 / 2

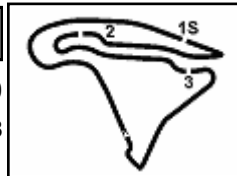
No.	Rider Bike	Nat	Best Lap		FP1		FP2												
			LL	SPD	LL	SPD	LL	SPD											
1	66 D. OTTEN Kawasaki Ninja 400	NED	2'01.290 16 181,8		2'01.290 7 180,6		2'15.061 9 181,8												
2	55 G. HENDRA PRATAMA Yamaha YZF-R3	INA	2'01.326 12 182,1		2'01.326 6 177,9		2'12.218 6 182,1												
3	22 N. KALININ Kawasaki Ninja 400	UKR	2'01.441 16 188,1		2'01.441 5 188,1		2'15.501 11 183,6												
4	1 A. CARRASCO Kawasaki Ninja 400	ESP	2'01.468 21 187,5		2'01.468 10 187,5		2'15.192 11 183,6												
5	41 J. JAHNIG KTM RC 390 R	GER	2'01.477 22 181,2		2'01.477 11 181,2		2'15.628 11 180,9												
6	15 M. BASTIANELLI Kawasaki Ninja 400	ITA	2'01.489 14 186,8		2'01.489 3 186,8		2'17.200 11 183,0												
7	31 T. ERHARD KTM RC 390 R	GER	2'01.581 19 187,1		2'01.581 7 187,1		2'17.003 12 183,9												
8	17 K. MEUFFELS Kawasaki Ninja 400	NED	2'01.621 18 187,8		2'01.621 6 187,8		2'15.675 12 186,8												
9	61 Y. OKAYA Kawasaki Ninja 400	JPN	2'02.584 17 182,1		2'02.584 5 181,8		2'19.234 12 182,1												
10	14 E. DE LA VEGA Yamaha YZF-R3	FRA	2'03.014 17 181,8		2'03.014 7 178,5		2'13.914 10 181,8												
11	7 T. KAWAKAMI Yamaha YZF-R3	BRA	2'03.119 15 182,4		2'03.119 8 180,6		2'13.440 7 182,4												
12	71 T. EDWARDS Kawasaki Ninja 400	AUS	2'03.120 16 181,8		2'03.120 7 181,8		2'16.244 9 179,4												
13	57 L. LOI Kawasaki Ninja 400	BEL	2'03.135 15 182,1		2'03.135 5 181,5		2'17.570 10 182,1												
14	67 T. MORETON Kawasaki Ninja 400	GBR	2'03.848 8 186,8		2'03.848 8 186,8														
15	96 M. HRAVA Kawasaki Ninja 400	CZE	2'04.214 15 185,8		2'04.214 4 185,8		2'25.802 11 170,6												
16	13 D. IOZZO Kawasaki Ninja 400	RSA	2'04.266 21 188,1		2'04.266 9 188,1		2'16.072 12 181,5												
17	33 K. HARTMANN Yamaha YZF-R3	FRA	2'04.854 13 180,9		2'04.854 8 178,5		2'17.907 5 180,9												
18	81 S. MARKARIAN Yamaha YZF-R3	FRA	2'05.554 15 170,0		2'05.554 5 169,2		2'18.849 10 170,0												
19	27 F. ROVELLI Kawasaki Ninja 400	ITA	2'05.919 15 187,8		2'05.919 3 187,8		2'15.002 12 178,8												
20	85 K. SABATUCCI Yamaha YZF-R3	ITA	2'06.256 13 179,1		2'06.256 5 179,1		2'23.237 8 169,2												
21	23 P. GIACOMINI Kawasaki Ninja 400	ITA	2'06.560 13 182,7		2'06.560 11 182,7		2'28.610 2 170,6												
22	63 A. LONGO Kawasaki Ninja 400	ITA	2'08.955 24 180,0		2'08.955 12 180,0		2'17.303 12 180,0												
23	49 D. DELOUVY Kawasaki Ninja 400	FRA	2'09.036 8 177,3		2'09.036 8 177,3														
24	19 B. MOLINA Yamaha YZF-R3	CHI	2'10.266 16 180,9		2'10.266 5 180,9		2'23.158 11 176,7												
25	84 K. ALOISI Kawasaki Ninja 400	ITA	2'11.186 10 179,4		2'11.186 3 179,4		2'18.931 7 173,6												

27/09/2019

These data/results cannot be reproduced, stored and/or transmitted in whole or in part by any manner of electronic, mechanical, photocopying, recording, broadcasting or otherwise now known or herein after developed without the previous express consent by the copyright owner, except for reproduction in daily press and regular printed publications on sale to the public within 60 days of the event related to those data/results and always provided that copyright symbol appears together as follows below.

© DORNA WSBK ORGANIZATION Srl 2019





Magny-Cours 4.411 m

Pirelli French Round, 27-29 September 2019

Best Laps & Speeds Gr.A

2 / 2

No.	Rider Bike	Nat	Best Lap		FP1		FP2						
			LL	SPD	LL	SPD	LL	SPD					
26	38 I. OFFER Kawasaki Ninja 400	GBR	2'12.783		2'12.783		2'23.115						
			16	177,9	5	177,9	11	176,1					
27	34 M. CARUSI Yamaha YZF-R3	ITA	2'17.400		2'35.099		2'17.400						
			14	180,6	3	175,3	11	180,6					
28	10 U. ORRADRE Yamaha YZF-R3	ESP	2'19.202		2'32.504		2'19.202						
			14	178,2	3	176,1	11	178,2					
29	29 G. CARBONNEL Yamaha YZF-R3	FRA											

27/09/2019

These data/results cannot be reproduced, stored and/or transmitted in whole or in part by any manner of electronic, mechanical, photocopying, recording, broadcasting or otherwise now known or herein after developed without the previous express consent by the copyright owner, except for reproduction in daily press and regular printed publications on sale to the public within 60 days of the event related to those data/results and always provided that copyright symbol appears together as follows below.

© DORNA WSBK ORGANIZATION Srl 2019

