

Prosecco DOC UK Round, 5-7 July 2019 Chronological Analysis Race 2

Donington Park 4.023 m

Start at 14:00'07.885

1 / 4

1° 1 J. REA (1'27.851)							
Lap	Seg.1	Seg.2	Seg.3	Seg.4	Lap Time	km/h	Local Time
1		24.149	22.105	23.185	1'31.109	266,9	14:01'38.994
2	18.934	24.173	21.912	23.082	1'28.101	266,9	14:03'07.095
3	18.856	24.166	21.986	23.304	1'28.312	267,5	14:04'35.407
4	18.872	24.253	22.002	23.141	1'28.268	268,2	14:06'03.675
5	18.891	24.280	22.036	23.250	1'28.457	269,6	14:07'32.132
6	18.907	24.313	21.942	23.049	1'28.211	265,6	14:09'00.343
7	19.044	24.223	22.044	23.092	1'28.403	264,9	14:10'28.746
8	18.988	24.200	21.918	23.270	1'28.376	267,5	14:11'57.122
9	18.921	24.266	22.003	23.257	1'28.447	270,9	14:13'25.569
10	18.812	24.253	21.933	23.125	1'28.123	266,9	14:14'53.692
11	18.863	24.236	21.960	23.161	1'28.220	270,9	14:16'21.912
12	18.983	24.495	22.128	22.966	1'28.572	268,2	14:17'50.484
13	19.030	24.249	21.960	23.073	1'28.312	268,2	14:19'18.796
14	18.938	24.158	21.867	23.068	1'28.031	268,9	14:20'46.827
15	18.832	24.201	22.051	23.139	1'28.223	266,9	14:22'15.050
16	19.037	24.208	21.841	23.185	1'28.271	269,6	14:23'43.321
17	18.912	24.038	22.020	23.078	1'28.048	268,9	14:25'11.369
18	18.916	24.181	21.961	23.113	1'28.171	269,6	14:26'39.540
19	18.904	24.108	21.966	23.110	1'28.088	267,5	14:28'07.628
20	19.033	24.200	21.955	22.975	1'28.163	266,9	14:29'35.791
21	18.968	24.311	21.904	22.969	1'28.152	266,9	14:31'03.943
22	18.901	24.090	21.926	22.934	1'27.851	268,9	14:32'31.794
23	18.826	24.065	21.980	23.151	1'28.022	268,2	14:33'59.816
Race Time 33'51.931							

10	18.911	24.208	21.872	23.365	1'28.356	276,5	14:14'54.607
11	18.987	24.279	21.926	23.268	1'28.460	275,8	14:16'23.067
12	18.946	24.117	21.866	23.422	1'28.351	276,5	14:17'51.418
13	18.949	24.203	21.944	23.172	1'28.268	272,3	14:19'19.686
14	18.878	24.313	21.760	23.114	1'28.065	277,9	14:20'47.751
15	18.916	24.316	21.870	23.198	1'28.300	277,2	14:22'16.051
16	18.932	24.206	21.885	23.295	1'28.318	276,5	14:23'44.369
17	18.883	24.243	22.076	23.325	1'28.527	275,8	14:25'12.896
18	19.129	24.352	22.074	23.398	1'28.953	275,8	14:26'41.849
19	19.102	24.409	22.142	23.327	1'28.980	277,2	14:28'10.829
20	19.214	24.331	22.078	23.077	1'28.700	275,8	14:29'39.529
21	18.993	24.337	22.191	23.227	1'28.748	273,7	14:31'08.277
22	19.042	24.212	22.124	23.160	1'28.538	270,9	14:32'36.815
23	19.112	24.436	22.035	23.348	1'28.931	275,8	14:34'05.746
Race Time 33'57.861							

2° 54 T. RAZGATLIOGLU (1'27.773)							
Lap	Seg.1	Seg.2	Seg.3	Seg.4	Lap Time	km/h	Local Time
1		24.234	22.054	23.101	1'31.460	267,5	14:01'39.345
2	18.891	24.196	21.890	23.050	1'28.027	267,5	14:03'07.372
3	18.786	24.156	21.882	22.949	1'27.773	269,6	14:04'35.145
4	19.043	24.205	22.000	23.046	1'28.294	267,5	14:06'03.439
5	18.949	24.331	22.094	23.143	1'28.517	265,6	14:07'31.956
6	18.897	24.286	21.991	23.414	1'28.588	264,3	14:09'00.544
7	19.058	24.181	22.255	22.972	1'28.466	268,9	14:10'29.010
8	18.884	24.236	21.861	23.005	1'27.986	270,2	14:11'56.996
9	18.950	24.277	21.960	23.138	1'28.325	264,9	14:13'25.321
10	18.892	24.297	21.947	22.961	1'28.097	266,2	14:14'53.418
11	18.920	24.331	22.015	22.966	1'28.232	266,9	14:16'21.650
12	18.989	24.616	22.365	23.188	1'29.158	267,5	14:17'50.808
13	18.985	24.214	22.017	23.215	1'28.431	270,9	14:19'19.239
14	18.823	24.137	21.943	23.008	1'27.911	269,6	14:20'47.150
15	18.947	24.304	21.944	23.118	1'28.313	268,9	14:22'15.463
16	18.887	24.250	21.878	23.067	1'28.082	270,2	14:23'43.545
17	18.963	24.136	21.982	23.045	1'28.126	268,9	14:25'11.671
18	18.994	24.318	21.941	22.976	1'28.229	268,2	14:26'39.900
19	18.915	24.148	21.945	23.001	1'28.009	267,5	14:28'07.909
20	18.971	24.229	21.998	23.107	1'28.305	270,2	14:29'36.214
21	18.887	24.233	22.044	22.929	1'28.093	269,6	14:31'04.307
22	18.953	24.200	21.980	22.884	1'28.017	267,5	14:32'32.324
23	18.757	24.119	22.049	22.932	1'27.857	267,5	14:34'00.181
Race Time 33'52.296							

4° 22 A. LOWES (1'28.141)							
Lap	Seg.1	Seg.2	Seg.3	Seg.4	Lap Time	km/h	Local Time
1		24.571	22.207	23.638	1'33.169	272,3	14:01'41.054
2	19.074	24.079	21.950	23.271	1'28.374	267,5	14:03'09.428
3	18.874	24.030	22.097	23.325	1'28.326	268,2	14:04'37.754
4	18.872	24.058	22.294	23.638	1'28.862	268,9	14:06'06.616
5	18.950	24.143	22.052	23.252	1'28.397	268,9	14:07'35.013
6	18.958	24.174	22.042	23.085	1'28.259	267,5	14:09'03.272
7	18.885	24.176	22.001	23.304	1'28.366	270,9	14:10'31.638
8	18.883	24.157	22.190	23.232	1'28.262	270,2	14:11'59.900
9	18.984	24.178	22.153	23.212	1'28.527	267,5	14:13'28.427
10	18.900	24.157	21.967	23.197	1'28.221	270,2	14:14'56.648
11	18.901	24.111	22.099	23.207	1'28.318	268,2	14:16'24.966
12	18.943	24.120	22.006	23.208	1'28.277	268,2	14:17'53.243
13	18.977	24.102	22.006	23.107	1'28.192	270,2	14:19'21.435
14	18.837	24.099	21.986	23.219	1'28.141	270,9	14:20'49.576
15	18.840	24.185	21.953	23.306	1'28.284	269,6	14:22'17.860
16	18.866	24.140	22.261	23.234	1'28.501	270,9	14:23'46.361
17	18.968	24.161	22.093	23.185	1'28.407	270,2	14:25'14.768
18	19.032	24.386	22.046	23.349	1'28.813	270,2	14:26'43.581
19	19.109	24.231	22.110	23.348	1'28.798	269,6	14:28'12.379
20	19.084	24.206	22.089	23.197	1'28.576	273,7	14:29'40.955
21	18.880	24.279	22.072	23.133	1'28.364	265,6	14:31'09.319
22	19.058	24.176	22.128	23.240	1'28.602	267,5	14:32'37.921
23	19.019	24.100	22.025	23.085	1'28.229	267,5	14:34'06.150
Race Time 33'58.265							

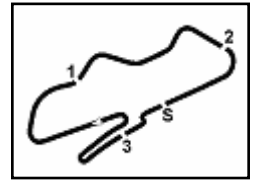
3° 19 A. BAUTISTA (1'28.020)							
Lap	Seg.1	Seg.2	Seg.3	Seg.4	Lap Time	km/h	Local Time
1		24.572	22.066	23.327	1'32.178	277,2	14:01'40.063
2	18.973	24.199	21.917	23.098	1'28.187	275,8	14:03'08.250
3	18.895	24.111	21.912	23.102	1'28.020	275,8	14:04'36.270
4	18.967	24.143	21.946	23.039	1'28.095	277,2	14:06'04.365
5	18.788	24.181	21.996	23.378	1'28.343	277,2	14:07'32.708
6	18.911	24.249	21.961	23.347	1'28.468	276,5	14:09'01.176
7	18.932	24.175	22.008	23.377	1'28.492	262,3	14:10'29.668
8	18.874	24.240	21.911	23.226	1'28.251	277,2	14:11'57.919
9	18.874	24.162	21.967	23.329	1'28.332	275,1	14:13'26.251

5° 91 L. HASLAM (1'28.013)							
Lap	Seg.1	Seg.2	Seg.3	Seg.4	Lap Time	km/h	Local Time
1		24.288	22.030	23.300	1'31.932	269,6	14:01'39.817
2	19.002	24.036	21.951	23.127	1'28.116	273,0	14:03'07.933
3	18.928	23.950	21.856	23.279	1'28.013	270,9	14:04'35.946
4	18.985	23.998	21.896	23.211	1'28.090	272,3	14:06'04.036
5	18.895	24.117	22.055	23.320	1'28.387	268,9	14:07'32.423
6	18.980	24.148	22.003	23.367	1'28.498	267,5	14:09'00.921
7	18.987	24.112	21.949	23.404	1'28.452	273,7	14:10'29.373
8	18.864	24.161	21.942	23.268	1'28.235	270,9	14:11'57.608
9	18.914	24.182	21.972	23.260	1'28.328	273,7	14:13'25.936
10	18.889	24.113	21.940	23.270	1'28.212	270,2	14:14'54.148
11	19.314	24.155	22.010	23.217	1'28.696	270,2	14:16'22.844
12	18.998	24.032	21.942	23.345	1'28.317	270,9	14:17'51.161
13	19.010	24.200	21.916	23.708	1'28.834	272,3	14:19'19.995
14	18.983	24.154	21.979	23.263	1'28.379	271,6	14:20'48.374
15	19.028	24.227	21.973	23.343	1'28.571	270,2	14:22'16.945
16	18.887	24.055	22.250	23.366	1'28.558	273,0	14:23'45.503
17	19.041	24.297	22.203	23.390	1'28.931	268,9	14:25'14.434
18	19.250	24.332	22.048	23.332	1'28.962	269,6	14:26'43.396
19	19.153	24.272	22.095	23.344	1'28.864	270,2	14:28'12.260
20	19.047	24.205	22.072	23.205	1'28.529	268,9	14:29'40.789

07/07/2019

P = Pits In/Out - C = Lap Time Cancelled

These data/results cannot be reproduced, stored and/or transmitted in whole or in part by any manner of electronic, mechanical, photocopying, recording, broadcasting or otherwise now known or herein after developed without the previous express consent by the copyright owner, except for reproduction in daily press and regular printed publications on sale to the public within 60 days of the event related to those data/results and always provided that copyright symbol appears together as follows below.



Donington Park 4.023 m

Prosecco DOC UK Round, 5-7 July 2019 Chronological Analysis Race 2

Start at 14:00'07.885

2 / 4

21	18.920	24.260	22.065	23.525	1'28.770	268,2	14:31'09.559	6	18.961	24.189	22.164	23.310	1'28.624	268,2	14:09'05.699
22	19.004	24.209	22.099	23.301	1'28.613	270,2	14:32'38.172	7	18.955	24.252	22.103	23.274	1'28.584	264,3	14:10'34.283
23	18.946	24.129	21.979	23.423	1'28.477	270,2	14:34'06.649	8	18.879	24.280	22.113	23.493	1'28.765	266,9	14:12'03.048
								9	18.955	24.273	22.064	23.279	1'28.571	266,9	14:13'31.619
								10	18.956	24.276	22.124	23.562	1'28.918	268,2	14:15'00.537
								11	18.983	24.288	22.070	23.402	1'28.743	269,6	14:16'29.280
								12	18.875	24.286	22.055	23.300	1'28.516	269,6	14:17'57.796
								13	18.967	24.459	22.019	23.281	1'28.726	269,6	14:19'26.522
								14	18.927	24.318	22.061	23.291	1'28.597	268,2	14:20'55.119
								15	18.976	24.428	22.064	23.283	1'28.751	268,9	14:22'23.870
								16	18.924	24.240	22.160	23.316	1'28.640	266,2	14:23'52.510
								17	18.955	24.405	22.174	23.205	1'28.739	263,6	14:25'21.249
								18	19.015	24.376	22.162	23.194	1'28.747	267,5	14:26'49.996
								19	19.193	24.421	22.135	23.327	1'29.076	266,2	14:28'19.072
								20	19.037	24.462	22.335	23.184	1'29.018	264,3	14:29'48.090
								21	18.977	24.443	22.287	23.192	1'28.899	264,9	14:31'16.989
								22	19.096	24.503	22.080	23.205	1'28.884	266,2	14:32'45.873
								23	19.003	24.392	22.121	23.277	1'28.793	266,9	14:34'14.666
								Race Time 33'58.764							

6°		76 L. BAZ (1'28.172)					
Lap	Seg.1	Seg.2	Seg.3	Seg.4	Lap Time	km/h	Local Time
1		24.837	22.146	23.558	1'33.387	266,9	14:01'41.272
2	19.068	24.144	22.025	23.290	1'28.527	264,9	14:03'09.799
3	18.914	24.131	22.050	23.215	1'28.310	266,9	14:04'38.109
4	18.846	24.145	22.012	23.280	1'28.283	265,6	14:06'06.392
5	18.870	24.158	22.201	23.031	1'28.260	263,6	14:07'34.652
6	18.808	24.177	22.097	23.192	1'28.274	263,0	14:09'02.926
7	18.820	24.161	22.148	23.192	1'28.321	264,3	14:10'31.247
8	18.865	24.285	21.985	23.188	1'28.323	263,6	14:11'59.570
9	18.856	24.252	22.080	23.201	1'28.389	260,4	14:13'27.959
10	18.845	24.234	21.987	23.231	1'28.297	264,9	14:14'56.256
11	18.894	24.190	22.016	23.168	1'28.268	263,0	14:16'24.524
12	18.890	24.269	22.018	23.165	1'28.342	263,0	14:17'52.866
13	18.911	24.228	21.965	23.146	1'28.250	263,6	14:19'21.116
14	18.808	24.197	22.061	23.106	1'28.172	266,2	14:20'49.288
15	18.836	24.231	21.996	23.271	1'28.334	259,2	14:22'17.622
16	18.868	24.256	22.361	23.551	1'29.036	263,6	14:23'46.658
17	18.938	24.216	22.134	23.327	1'28.615	266,2	14:25'15.273
18	18.939	24.307	22.055	23.373	1'28.674	265,6	14:26'43.947
19	18.981	24.407	22.101	23.285	1'28.774	266,2	14:28'12.721
20	18.950	24.340	22.147	23.366	1'28.803	263,6	14:29'41.524
21	18.920	24.329	22.164	23.286	1'28.699	261,7	14:31'10.223
22	18.971	24.248	22.078	23.249	1'28.546	263,0	14:32'38.769
23	18.890	24.245	22.012	23.341	1'28.488	264,9	14:34'07.257
Race Time 33'59.372							

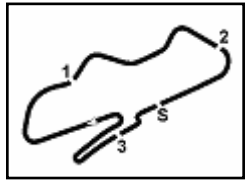
7°		66 T. SYKES (1'27.947)					
Lap	Seg.1	Seg.2	Seg.3	Seg.4	Lap Time	km/h	Local Time
1		24.910	22.090	23.487	1'33.579	272,3	14:01'41.464
2	18.971	24.543	22.112	23.452	1'29.078	265,6	14:03'10.542
3	18.733	24.040	22.132	23.202	1'28.107	268,9	14:04'38.649
4	18.792	24.009	22.075	23.353	1'28.229	270,2	14:06'06.878
5	19.042	24.117	22.094	23.231	1'28.484	268,9	14:07'35.362
6	18.799	24.283	22.015	23.323	1'28.420	269,6	14:09'03.782
7	18.834	24.056	22.047	23.472	1'28.409	270,2	14:10'32.191
8	18.811	24.350	22.198	23.661	1'29.020	268,2	14:12'01.211
9	18.854	24.271	22.351	23.322	1'28.798	268,2	14:13'30.009
10	18.807	24.104	22.206	23.312	1'28.429	267,5	14:14'58.438
11	18.830	24.362	22.100	23.171	1'28.463	267,5	14:16'26.901
12	18.833	24.128	22.065	23.208	1'28.234	268,9	14:17'55.135
13	18.855	24.207	22.124	23.056	1'28.242	268,9	14:19'23.377
14	18.800	24.114	22.056	23.094	1'28.064	268,9	14:20'51.441
15	18.847	24.175	22.132	23.167	1'28.321	266,9	14:22'19.762
16	18.709	24.097	22.054	23.087	1'27.947	267,5	14:23'47.709
17	18.817	24.099	22.082	23.260	1'28.258	268,9	14:25'15.967
18	18.850	24.200	22.422	23.339	1'28.811	269,6	14:26'44.778
19	18.915	24.225	23.284	23.255	1'29.679	268,9	14:28'14.457
20	18.954	24.327	22.286	23.073	1'28.640	267,5	14:29'43.097
21	18.854	24.247	22.243	23.047	1'28.391	267,5	14:31'11.488
22	18.750	24.007	22.301	23.170	1'28.228	267,5	14:32'39.716
23	18.793	24.238	22.229	23.382	1'28.642	268,2	14:34'08.358
Race Time 34'00.473							

8°		60 M. VAN DER MARK (1'28.516)					
Lap	Seg.1	Seg.2	Seg.3	Seg.4	Lap Time	km/h	Local Time
1		24.530	22.227	23.621	1'33.046	267,5	14:01'40.931
2	19.353	24.550	22.100	23.524	1'29.527	268,9	14:03'10.458
3	19.177	24.197	22.131	23.481	1'28.986	269,6	14:04'39.444
4	19.017	24.323	22.230	23.337	1'28.907	266,2	14:06'08.351
5	18.945	24.224	22.118	23.437	1'28.724	266,9	14:07'37.075

9°		7 C. DAVIES (1'28.243)					
Lap	Seg.1	Seg.2	Seg.3	Seg.4	Lap Time	km/h	Local Time
1		24.446	22.197	23.227	1'32.386	275,1	14:01'40.271
2	19.106	24.169	22.218	23.152	1'28.645	273,7	14:03'08.916
3	18.997	24.199	22.219	22.989	1'28.404	272,3	14:04'37.320
4	18.971	24.237	22.210	22.959	1'28.377	271,6	14:06'05.697
5	19.002	24.189	22.155	22.897	1'28.243	271,6	14:07'33.940
6	19.121	24.192	22.185	22.972	1'28.470	272,3	14:09'02.410
7	19.062	24.235	22.247	23.931	1'29.475	270,9	14:10'31.885
8	18.963	24.277	22.168	23.132	1'28.540	273,0	14:12'00.425
9	18.977	24.375	22.272	23.105	1'28.729	270,9	14:13'29.154
10	19.069	24.441	22.365	23.013	1'28.888	272,3	14:14'58.042
11	19.128	24.850	22.379	23.050	1'29.407	273,0	14:16'27.449
12	19.235	24.347	22.396	22.982	1'28.960	270,9	14:17'56.409
13	19.211	24.400	22.315	22.968	1'28.894	271,6	14:19'25.303
14	19.093	24.539	22.319	22.921	1'28.872	271,6	14:20'54.175
15	19.110	24.415	22.307	22.991	1'28.823	272,3	14:22'22.998
16	19.094	24.475	22.421	23.166	1'29.156	270,9	14:23'52.154
17	19.181	24.791	22.282	23.108	1'29.362	274,4	14:25'21.516
18	19.237	24.485	22.362	23.216	1'29.300	273,7	14:26'50.816
19	19.348	24.593	22.407	23.082	1'29.430	273,7	14:28'20.246
20	19.230	24.576	22.520	23.088	1'29.414	270,2	14:29'49.660
21	19.212	24.510	22.551	23.025	1'29.298	269,6	14:31'18.958
22	19.260	24.554	22.516	23.022	1'29.352	271,6	14:32'48.310
23	19.188	24.625	22.499	23.318	1'29.630	271,6	14:34'17.940
Race Time 34'10.055							

10°		33 M. MELANDRI (1'28.634)					
Lap	Seg.1	Seg.2	Seg.3	Seg.4	Lap Time	km/h	Local Time
1		25.272	22.341	23.361	1'34.457	272,3	14:01'42.342
2	18.989	24.372	22.109	23.201	1'28.671	268,9	14:03'11.013
3	18.982	24.272	22.127	23.285	1'28.666	268,9	14:04'39.679
4	19.090	24.340	22.124	23.361	1'28.915	269,6	14:06'08.594
5	18.938	24.202	22.087	23.407	1'28.634	270,9	14:07'37.228
6	19.302	24.345	22.323	23.350	1'29.320	267,5	14:09'06.548
7	19.086	24.446	22.192	23.313	1'29.037	266,9	14:10'35.585
8	19.117	24.494	22.118	23.565	1'29.294	266,2	14:12'04.879
9	19.163	24.598	22.269	23.484	1'29.514	266,2	14:13'34.393
10	19.084	24.606	22.247	23.480	1'29.417	265,6	14:15'03.810
11	19.189	24.532	22.174	23.385	1'29.280	264,9	14:16'33.090
12	19.231	24.384	22.109	23.237	1'28.961	264,9	14:18'02.051
13	19.175	24.525	22.489	23.467	1'29.656	259,8	14:19'31.707
14	19.104	24.565	22.091	23.271	1'29.031	266,9	14:21'00.738
15	19.109	24.510	22.243	23.483	1'29.345	265,6	14:22'30.083
16	19.110	24.499	22.155	23.378	1'29.142	264,9	14:23'59.225

07/07/2019



Prosecco DOC UK Round, 5-7 July 2019 Chronological Analysis Race 2

Donington Park 4.023 m

Start at 14:00'07.885

3 / 4

17	19.134	24.511	22.191	23.590	1'29.426	264,9	14:25'28.651	2	19.376	24.934	22.716	23.820	1'30.846	262,3	14:03'13.864	
18	19.204	24.486	22.361	23.446	1'29.497	263,6	14:26'58.148	3	19.405	24.853	22.851	23.678	1'30.787	251,9	14:04'44.651	
19	19.431	24.681	22.199	23.429	1'29.740	264,3	14:28'27.888	4	19.411	24.617	22.362	23.600	1'29.990	263,6	14:06'14.641	
20	19.318	24.775	22.982	23.608	1'30.683	263,6	14:29'58.571	5	19.347	24.764	22.437	23.501	1'30.049	263,0	14:07'44.690	
21	19.302	24.768	22.434	23.535	1'30.039	263,0	14:31'28.610	6	19.255	24.818	22.340	23.606	1'30.019	264,9	14:09'14.709	
22	19.284	24.478	22.280	23.279	1'29.321	263,6	14:32'57.931	7	19.701	24.931	22.281	23.534	1'30.447	264,9	14:10'45.156	
23	19.148	24.605	22.946	24.301	1'31.000	261,7	14:34'28.931	8	19.380	24.821	22.324	23.562	1'30.087	264,3	14:12'15.243	
									9	19.296	24.983	22.470	23.446	1'30.195	263,0	14:13'45.438
									10	19.252	24.879	22.382	23.584	1'30.097	262,3	14:15'15.535
									11	19.400	24.908	22.279	23.433	1'30.020	264,9	14:16'45.555
									12	19.385	24.690	22.467	23.448	1'29.990	263,6	14:18'15.545
									13	19.325	24.818	22.397	23.345	1'29.885	263,0	14:19'45.430
									14	19.269	24.755	22.295	23.580	1'29.899	262,3	14:21'15.329
									15	19.425	25.131	22.698	23.849	1'31.103	260,4	14:22'46.432
									16	19.376	24.936	22.418	23.574	1'30.304	263,0	14:24'16.736
									17	19.450	25.048	22.512	23.554	1'30.564	261,7	14:25'47.300
									18	19.555	25.567	22.668	23.659	1'31.449	259,8	14:27'18.749
									19	19.353	25.001	22.686	23.917	1'30.957	250,2	14:28'49.706
									20	19.548	25.012	22.619	23.608	1'30.787	257,9	14:30'20.493
									21	19.249	25.289	22.461	23.602	1'30.601	261,7	14:31'51.094
									22	19.402	24.842	22.353	23.440	1'30.037	260,4	14:33'21.131
									23	19.238	24.827	22.527	23.720	1'30.312	259,8	14:34'51.443
									Race Time 34'21.046							

11° 10 P. HICKMAN (1'29.313)							
Lap	Seg.1	Seg.2	Seg.3	Seg.4	Lap Time	km/h	Local Time
1		24.971	22.416	24.047	1'34.783	264,3	14:01'42.668
2	19.140	24.399	22.278	23.741	1'29.558	264,9	14:03'12.226
3	19.240	24.404	22.269	23.726	1'29.639	263,6	14:04'41.865
4	19.116	24.438	22.201	23.669	1'29.424	263,6	14:06'11.289
5	19.059	24.492	22.363	23.586	1'29.500	262,3	14:07'40.789
6	19.239	24.575	22.363	23.549	1'29.726	261,7	14:09'10.515
7	19.179	24.704	22.489	23.663	1'30.035	261,1	14:10'40.550
8	19.073	24.531	22.327	23.502	1'29.433	262,3	14:12'09.983
9	19.096	24.449	22.248	23.697	1'29.490	261,7	14:13'39.473
10	19.181	24.427	22.150	23.601	1'29.359	261,7	14:15'08.832
11	19.232	24.638	22.331	23.551	1'29.752	261,7	14:16'38.584
12	19.147	24.434	22.156	23.576	1'29.313	263,0	14:18'07.897
13	19.189	24.922	22.334	23.505	1'29.950	260,4	14:19'37.847
14	19.160	24.620	22.281	23.575	1'29.636	261,7	14:21'07.483
15	19.187	24.631	22.281	23.914	1'30.013	262,3	14:22'37.496
16	19.100	24.646	22.310	23.585	1'29.641	261,7	14:24'07.137
17	19.197	24.695	22.334	23.574	1'29.800	261,7	14:25'36.937
18	19.303	24.668	22.337	23.611	1'29.919	262,3	14:27'06.856
19	19.266	24.655	22.336	23.460	1'29.717	260,4	14:28'36.573
20	19.122	24.498	22.361	23.423	1'29.404	262,3	14:30'05.977
21	19.090	24.528	22.315	23.502	1'29.435	261,1	14:31'35.412
22	19.062	24.516	22.304	23.580	1'29.462	261,7	14:33'04.874
23	19.128	24.581	22.268	23.585	1'29.562	261,1	14:34'34.436
Race Time 34'26.551							

14° 36 L. MERCADO (1'29.695)							
Lap	Seg.1	Seg.2	Seg.3	Seg.4	Lap Time	km/h	Local Time
1		25.264	22.694	26.277	1'38.023	264,3	14:01'45.908
2	22.416	24.992	22.577	23.644	1'33.629	263,0	14:03'19.537
3	19.310	24.776	22.626	23.604	1'30.316	261,7	14:04'49.853
4	19.190	24.745	22.590	23.459	1'29.984	263,0	14:06'19.837
5	19.304	24.737	22.638	23.554	1'30.233	264,3	14:07'50.070
6	19.435	24.972	22.671	23.825	1'30.903	259,8	14:09'20.973
7	19.320	24.698	22.582	23.508	1'30.108	260,4	14:10'51.081
8	19.277	24.743	22.598	23.384	1'30.002	259,8	14:12'21.083
9	19.411	24.806	22.628	23.414	1'30.259	261,1	14:13'51.342
10	19.329	24.672	22.722	23.458	1'30.181	261,7	14:15'21.523
11	19.295	24.914	22.598	23.567	1'30.374	260,4	14:16'51.897
12	19.444	24.611	22.653	23.642	1'30.350	258,6	14:18'22.247
13	19.404	24.685	22.564	23.365	1'30.018	261,1	14:19'52.265
14	19.276	24.695	22.435	23.804	1'30.210	258,6	14:21'22.475
15	19.412	24.773	22.506	23.576	1'30.267	260,4	14:22'52.742
16	19.371	24.957	22.627	23.455	1'30.410	261,7	14:24'23.152
17	19.289	24.757	22.453	23.440	1'29.939	261,7	14:25'53.091
18	19.392	24.724	22.468	23.322	1'29.906	259,8	14:27'22.997
19	19.428	24.671	22.558	23.572	1'30.229	262,3	14:28'53.226
20	19.309	24.641	22.468	23.445	1'29.863	261,7	14:30'23.089
21	19.299	24.636	22.432	23.328	1'29.695	262,3	14:31'52.784
22	19.299	24.626	22.373	23.518	1'29.816	261,7	14:33'22.600
23	19.185	24.649	22.822	23.439	1'30.095	265,6	14:34'52.695
Race Time 34'44.810							

12° 21 M. RINALDI (1'29.045)							
Lap	Seg.1	Seg.2	Seg.3	Seg.4	Lap Time	km/h	Local Time
1		25.171	22.699	23.890	1'35.381	260,4	14:01'43.266
2	19.458	24.756	22.333	23.679	1'30.226	275,8	14:03'13.492
3	19.196	24.401	22.360	23.466	1'29.423	273,0	14:04'42.915
4	19.144	24.501	22.212	23.482	1'29.339	273,7	14:06'12.254
5	19.241	24.506	22.386	23.480	1'29.613	273,0	14:07'41.867
6	19.240	24.563	22.524	23.830	1'30.157	272,3	14:09'12.024
7	19.208	24.558	22.509	23.590	1'29.865	272,3	14:10'41.889
8	19.288	24.684	22.488	23.503	1'29.963	273,0	14:12'11.852
9	19.323	24.815	22.552	23.719	1'30.409	273,0	14:13'42.261
10	19.176	24.653	22.408	23.769	1'30.006	273,0	14:15'12.267
11	19.331	24.836	22.387	23.671	1'30.225	273,0	14:16'42.492
12	19.329	24.780	22.313	23.725	1'30.147	273,7	14:18'12.639
13	19.143	24.548	22.320	23.618	1'29.629	273,0	14:19'42.268
14	19.131	24.494	22.220	23.487	1'29.332	275,1	14:21'11.600
15	18.996	24.613	22.218	23.504	1'29.331	273,7	14:22'40.931
16	19.097	24.541	22.223	23.453	1'29.314	273,7	14:24'10.245
17	19.116	24.487	22.108	23.359	1'29.070	275,1	14:25'39.315
18	19.087	24.512	22.264	23.651	1'29.514	274,4	14:27'08.829
19	19.102	24.447	22.205	23.291	1'29.045	275,1	14:28'37.874
20	19.110	24.456	22.428	23.396	1'29.390	273,7	14:30'07.264
21	18.929	24.477	22.237	23.410	1'29.053	273,7	14:31'36.317
22	19.087	24.430	22.099	23.430	1'29.046	272,3	14:33'05.363
23	19.392	24.323	22.199	23.363	1'29.277	274,4	14:34'34.640
Race Time 34'26.755							

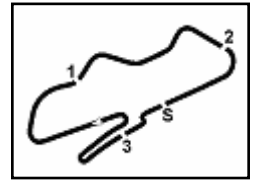
15° 52 A. DELBIANCO (1'29.872)							
Lap	Seg.1	Seg.2	Seg.3	Seg.4	Lap Time	km/h	Local Time
1		25.326	22.580	23.977	1'36.037	259,2	14:01'43.922
2	19.279	24.468	22.489	23.935	1'30.171	259,8	14:03'14.093
3	19.302	24.724	22.516	23.599	1'30.141	256,1	14:04'44.234
4	19.371	24.622	22.432	23.485	1'29.910	257,3	14:06'14.144
5	19.398	24.663	22.498	23.649	1'30.208	257,3	14:07'44.352
6	19.331	24.724	22.467	23.667	1'30.189	257,3	14:09'14.541
7	19.735	24.788	22.644	23.740	1'30.907	255,5	14:10'45.448
8	19.275	24.791	22.474	23.744	1'30.284	258,6	14:12'15.732
9	19.287	24.802	22.417	23.719	1'30.225	256,7	14:13'45.957
10	19.214	24.636	22.379	23.820	1'30.049	260,4	14:15'16.006
11	19.111	24.874	22.374	23.631	1'29.990	259,2	14:16'45.996
12	19.433	24.574	22.299	23.679	1'29.985	259,2	14:18'15.981

13° 11 S. CORTESE (1'29.885)							
Lap	Seg.1	Seg.2	Seg.3	Seg.4	Lap Time	km/h	Local Time
1		25.340	22.808	23.717	1'35.133	260,4	14:01'43.018

07/07/2019 P = Pits In/Out - C = Lap Time Cancelled

These data/results cannot be reproduced, stored and/or transmitted in whole or in part by any manner of electronic, mechanical, photocopying, recording, broadcasting or otherwise now known or herein after developed without the previous express consent by the copyright owner, except for reproduction in daily press and regular printed publications on sale to the public within 60 days of the event related to those data/results and always provided that copyright symbol appears together as follows below.

© DORNA WSBK ORGANIZATION Srl 2019



Donington Park 4.023 m

4 / 4

Prosecco DOC UK Round, 5-7 July 2019 Chronological Analysis Race 2

Start at 14:00'07.885

13	19.221	24.705	22.288	23.658	1'29.872	259,8	14:19'45.853
14	19.244	24.642	22.291	23.740	1'29.917	259,2	14:21'15.770
15	19.335	24.903	22.671	23.975	1'30.884	260,4	14:22'46.654
16	19.318	24.926	22.489	23.666	1'30.399	259,8	14:24'17.053
17	19.386	24.940	22.672	23.703	1'30.701	258,6	14:25'47.754
18	19.400	24.910	22.544	23.678	1'30.532	254,3	14:27'18.286
19	19.585	24.996	22.834	23.743	1'31.158	243,9	14:28'49.444
20	19.606	24.967	22.657	23.663	1'30.893	256,1	14:30'20.337
21	19.544	25.336	22.499	23.790	1'31.169	257,3	14:31'51.506
22	19.478	24.650	22.429	23.743	1'30.300	258,6	14:33'21.806
23	19.501	24.869	23.828	24.633	1'32.831	257,9	14:34'54.637

Race Time 34'46.752

16° 23 R. KIYONARI (1'30.464)

Lap	Seg.1	Seg.2	Seg.3	Seg.4	Lap Time	km/h	Local Time
1		25.460	23.003	24.273	1'36.775	261,7	14:01'44.660
2	19.667	25.135	22.703	23.888	1'31.393	266,9	14:03'16.053
3	19.605	24.934	22.765	23.833	1'31.137	266,2	14:04'47.190
4	19.644	24.942	22.805	23.923	1'31.314	266,9	14:06'18.504
5	19.527	25.223	22.544	23.763	1'31.057	268,9	14:07'49.561
6	19.648	25.085	22.693	24.430	1'31.856	266,9	14:09'21.417
7	19.617	24.986	22.648	23.764	1'31.015	268,2	14:10'52.432
8	19.411	24.974	22.613	23.742	1'30.740	266,9	14:12'23.172
9	19.596	25.014	22.869	23.699	1'31.178	266,2	14:13'54.350
10	19.616	24.963	22.633	23.890	1'31.102	268,2	14:15'25.452
11	19.709	25.130	22.803	23.695	1'31.337	265,6	14:16'56.789
12	19.498	24.835	22.588	23.649	1'30.570	264,9	14:18'27.359
13	19.479	24.881	22.451	23.782	1'30.593	268,2	14:19'57.952
14	19.578	24.888	22.791	23.698	1'30.955	266,9	14:21'28.907
15	19.501	24.928	22.534	23.577	1'30.540	267,5	14:22'59.447
16	19.544	25.039	22.553	23.634	1'30.770	266,9	14:24'30.217
17	19.555	24.961	22.511	24.037	1'31.064	265,6	14:26'01.281
18	19.741	25.071	22.585	23.808	1'31.205	266,2	14:27'32.486
19	19.704	25.038	23.056	23.725	1'31.523	263,6	14:29'04.009
20	19.793	25.182	22.703	23.702	1'31.380	264,9	14:30'35.389
21	19.615	25.024	22.510	23.633	1'30.782	264,9	14:32'06.171
22	19.582	24.919	22.584	23.379	1'30.464	265,6	14:33'36.635
23	19.425	25.071	22.409	23.606	1'30.511	266,9	14:35'07.146

Race Time 34'59.261

RET 81 J. TORRES

Lap	Seg.1	Seg.2	Seg.3	Seg.4	Lap Time	km/h	Local Time
1		24.822	22.456	23.657	1'33.953	266,9	14:01'41.838

Race Time 1'33.953

07/07/2019 P = Pits In/Out - C = Lap Time Cancelled

These data/results cannot be reproduced, stored and/or transmitted in whole or in part by any manner of electronic, mechanical, photocopying, recording, broadcasting or otherwise now known or herein after developed without the previous express consent by the copyright owner, except for reproduction in daily press and regular printed publications on sale to the public within 60 days of the event related to those data/results and always provided that copyright symbol appears together as follows below.

© DORNA WSBK ORGANIZATION Srl 2019