

Donington Park 4.023 m

Prosecco DOC UK Round, 5-7 July 2019

Free Practices Combined Results

No.	Rider	Nat	Team	Bike	Class	FP1	FP2	FP3	Time	Gap	Rel.	Avg	LL
1	66 T. SYKES	GBR	BMW Motorrad WorldSBK Team	BMW S1000 RR		1'27.790	1'27.733	1'40.845	1'27.733			165,078	41
2	22 A. LOWES	GBR	Pata Yamaha WorldSBK Team	Yamaha YZF R1		1'28.416	1'27.751	1'41.853	1'27.751	0.018	0.018	165,044	43
3	54 T. RAZGATLIOGLU	TUR	Turkish Puccetti Racing	Kawasaki ZX-10RR	IND	1'28.167	1'27.775	1'42.942	1'27.775	0.042	0.024	164,999	53
4	1 J. REA	GBR	Kawasaki Racing Team WorldSBK	Kawasaki ZX-10RR		1'28.698	1'27.812	1'40.293	1'27.812	0.079	0.037	164,930	44
5	91 L. HASLAM	GBR	Kawasaki Racing Team WorldSBK	Kawasaki ZX-10RR		1'28.595	1'27.859	1'41.207	1'27.859	0.126	0.047	164,841	38
6	19 A. BAUTISTA	ESP	ARUBA.IT Racing - Ducati	Ducati Panigale V4 R		1'29.220	1'28.005	1'42.039	1'28.005	0.272	0.146	164,568	48
7	11 S. CORTESE	GER	GRT Yamaha WorldSBK	Yamaha YZF R1	IND	1'29.697	1'28.235	1'42.341	1'28.235	0.502	0.230	164,139	46
8	76 L. BAZ	FRA	Ten Kate Racing - Yamaha	Yamaha YZF R1	IND	1'28.482	1'28.257	1'42.159	1'28.257	0.524	0.022	164,098	49
9	7 C. DAVIES	GBR	ARUBA.IT Racing - Ducati	Ducati Panigale V4 R		1'29.381	1'28.414	1'43.695	1'28.414	0.681	0.157	163,807	51
10	81 J. TORRES	ESP	Team Pedercini Racing	Kawasaki ZX-10RR	IND	1'28.580	1'28.483	1'42.086	1'28.483	0.750	0.069	163,679	53
11	60 M. VAN DER MARK	NED	Pata Yamaha WorldSBK Team	Yamaha YZF R1		1'28.529	1'28.810		1'28.529	0.796	0.046	163,594	38
12	10 P. HICKMAN	GBR	BMW Motorrad WorldSBK Team	BMW S1000 RR		1'28.974	1'28.567	1'42.717	1'28.567	0.834	0.038	163,524	51
13	33 M. MELANDRI	ITA	GRT Yamaha WorldSBK	Yamaha YZF R1	IND	1'29.174	1'28.631	1'42.290	1'28.631	0.898	0.064	163,406	47
14	36 L. MERCADO	ARG	Orelac Racing VerdNatura	Kawasaki ZX-10RR	IND	1'29.640	1'28.929	1'41.832	1'28.929	1.196	0.298	162,858	48
15	21 M. RINALDI	ITA	BARNI Racing Team	Ducati Panigale V4 R	IND	1'29.999	1'29.005	1'42.007	1'29.005	1.272	0.076	162,719	40
16	52 A. DELBIANCO	ITA	Althea Mie Racing Team	Honda CBR1000RR	IND	1'30.631	1'29.800	1'41.594	1'29.800	2.067	0.795	161,278	52
17	23 R. KIYONARI	JPN	Moriwaki Althea Honda Team	Honda CBR1000RR		1'30.442	1'30.357	1'41.835	1'30.357	2.624	0.557	160,284	48
18	50 E. LAVERTY	IRL	Team Goeleven	Ducati Panigale V4 R	IND	1'31.141	1'30.409		1'30.409	2.676	0.052	160,192	38

06/07/2019

These data/results cannot be reproduced, stored and/or transmitted in whole or in part by any manner of electronic, mechanical, photocopying, recording, broadcasting or otherwise now known or herein after developed without the previous express consent by the copyright owner, except for reproduction in daily press and regular printed publications on sale to the public within 60 days of the event related to those data/results and always provided that copyright symbol appears together as follows below.

© DORNA WSBK ORGANIZATION Srl 2019

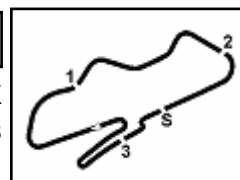
FIKX PERUGIA TIMING



Official Tyre Supplier



Official Timekeeper



Donington Park 4.023 m

1 / 2

Prosecco DOC UK Round, 5-7 July 2019 Results Free Practice 3rd Session

No.	Rider	Nat	Team	Bike	Class	Time	Gap	Rel.	Laps	Speed	
										Avg	Max
1	1 J. REA	GBR	Kawasaki Racing Team WorldSBK	Kawasaki ZX-10RR		1'40.293			6	144,405	254,3
2	66 T. SYKES	GBR	BMW Motorrad WorldSBK Team	BMW S1000 RR		1'40.845	0.552	0.552	6	143,614	253,7
3	91 L. HASLAM	GBR	Kawasaki Racing Team WorldSBK	Kawasaki ZX-10RR		1'41.207	0.914	0.362	3	143,101	254,3
4	52 A. DELBIANCO	ITA	Althea Mie Racing Team	Honda CBR1000RR	IND	1'41.594	1.301	0.387	11	142,556	246,7
5	36 L. MERCADO	ARG	Orelac Racing VerdNatura	Kawasaki ZX-10RR	IND	1'41.832	1.539	0.238	7	142,222	247,9
6	23 R. KIYONARI	JPN	Moriwaki Althea Honda Team	Honda CBR1000RR		1'41.835	1.542	0.003	9	142,218	248,4
7	22 A. LOWES	GBR	Pata Yamaha WorldSBK Team	Yamaha YZF R1		1'41.853	1.560	0.018	4	142,193	250,7
8	21 M. RINALDI	ITA	BARNI Racing Team	Ducati Panigale V4 R	IND	1'42.007	1.714	0.154	10	141,978	253,1
9	19 A. BAUTISTA	ESP	ARUBA.IT Racing - Ducati	Ducati Panigale V4 R		1'42.039	1.746	0.032	8	141,934	253,1
10	81 J. TORRES	ESP	Team Pedercini Racing	Kawasaki ZX-10RR	IND	1'42.086	1.793	0.047	9	141,869	245,6
11	76 L. BAZ	FRA	Ten Kate Racing - Yamaha	Yamaha YZF R1	IND	1'42.159	1.866	0.073	7	141,767	247,3
12	33 M. MELANDRI	ITA	GRT Yamaha WorldSBK	Yamaha YZF R1	IND	1'42.290	1.997	0.131	10	141,586	250,7
13	11 S. CORTESE	GER	GRT Yamaha WorldSBK	Yamaha YZF R1	IND	1'42.341	2.048	0.051	10	141,515	248,4
14	10 P. HICKMAN	GBR	BMW Motorrad WorldSBK Team	BMW S1000 RR		1'42.717	2.424	0.376	9	140,997	247,9
15	54 T. RAZGATLIOGLU	TUR	Turkish Puccetti Racing	Kawasaki ZX-10RR	IND	1'42.942	2.649	0.225	7	140,689	250,7
16	7 C. DAVIES	GBR	ARUBA.IT Racing - Ducati	Ducati Panigale V4 R		1'43.695	3.402	0.753	8	139,667	256,7
----- Out 107% in this Session -----											
17	50 E. LAVERTY	IRL	Team GoEleven	Ducati Panigale V4 R	IND				0		
18	60 M. VAN DER MARK	NED	Pata Yamaha WorldSBK Team	Yamaha YZF R1					0		

Qualifying Lap Time (107% of 1'40.293): **1'47.315**

N.50 (Laverty E.) has been declared unfit after FP2

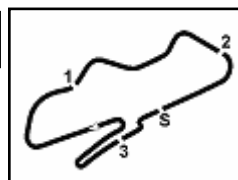
AIR	Humidity:	86%	Temp:	16°C
TRACK	Condition:	Wet	Temp:	18°C

Records	Pole	(SP2)	2017 T.Sykes	1'26.641	167,160	Km/h
	Race	(RC2)	2016 J.Rea	1'27.605	165,320	Km/h
	All Times	(SP2)	2017 T.Sykes	1'26.641	167,160	Km/h

Start 06/07/2019 09:00 End 09:22 The results are provisional until the end of the time limit for protests and appeals and the completion of the technical checks.

These data/results cannot be reproduced, stored and/or transmitted in whole or in part by any manner of electronic, mechanical, photocopying, recording, broadcasting or otherwise now known or herein after developed without the previous express consent by the copyright owner, except for reproduction in daily press and regular printed publications on sale to the public within 60 days of the event related to those data/results and always provided that copyright symbol appears together as follows below.

© DORNA WSBK ORGANIZATION Srl 2019



Prosecco DOC UK Round, 5-7 July 2019

Results Free Practice 3rd Session

Session Highlights

Local Time	No. Rider	Description
08.39.31		DROPS of RAIN in All Sectors
09.00.00		Start
09.00.02		WorldSBK Pit Intervention Time: 48secs
09.16.16	52 A. DELBIANCO	Current Lap Cancelled - Exceeded Track Limits - Turn 10
09.17.39	76 L. BAZ	Current Lap Cancelled - Exceeded Track Limits - Turn 10
09.19.10	22 A. LOWES	On the Gravel - Re-Joined - Turn 8
09.22.16		End Of Session

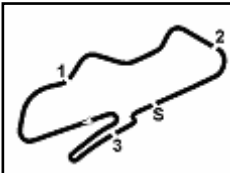
Fastest Laps Sequence

No.	Rider	Nat	Team	Bike	Local Time	Time	Gap	Avg
10	P. HICKMAN	GBR	BMW Motorrad WorldSBK Team	BMW S1000 RR	09:04'12.267	1'48.732		133,197
52	A. DELBIANCO	ITA	Althea Mie Racing Team	Honda CBR1000RR	09:04'28.114	1'46.266	-2.466	136,288
1	J. REA	GBR	Kawasaki Racing Team WorldSBK	Kawasaki ZX-10RR	09:05'16.646	1'42.838	-3.428	140,831
1	J. REA	GBR	Kawasaki Racing Team WorldSBK	Kawasaki ZX-10RR	09:06'57.881	1'41.235	-1.603	143,061
1	J. REA	GBR	Kawasaki Racing Team WorldSBK	Kawasaki ZX-10RR	09:08'38.713	1'40.832	-0.403	143,633
1	J. REA	GBR	Kawasaki Racing Team WorldSBK	Kawasaki ZX-10RR	09:21'00.714	1'40.293	-0.539	144,405

06/07/2019 Start End The results are provisional until the end of the time limit for protests and appeals
 09:00 09:22 and the completion of the technical checks.

These data/results cannot be reproduced, stored and/or transmitted in whole or in part by any manner of electronic, mechanical, photocopying, recording, broadcasting or otherwise now known or herein after developed without the previous express consent by the copyright owner, except for reproduction in daily press and regular printed publications on sale to the public within 60 days of the event related to those data/results and always provided that copyright symbol appears together as follows below.

© DORNA WSBK ORGANIZATION Srl 2019



Prosecco DOC UK Round, 5-7 July 2019 Best Sectors & Speed Free Practice 3rd Session

BEST LAP			
1	1 J. REA	Kawasaki ZX-10RR	1'40.293
2	66 T. SYKES	BMW S1000 RR	1'40.845
3	91 L. HASLAM	Kawasaki ZX-10RR	1'41.207
4	52 A. DELBIANCO	Honda CBR1000RR	1'41.594
5	36 L. MERCADO	Kawasaki ZX-10RR	1'41.832
6	23 R. KIYONARI	Honda CBR1000RR	1'41.835
7	22 A. LOWES	Yamaha YZF R1	1'41.853
8	21 M. RINALDI	Ducati Panigale V4 R	1'42.007
9	19 A. BAUTISTA	Ducati Panigale V4 R	1'42.039
10	81 J. TORRES	Kawasaki ZX-10RR	1'42.086
11	76 L. BAZ	Yamaha YZF R1	1'42.159
12	33 M. MELANDRI	Yamaha YZF R1	1'42.290
13	11 S. CORTESE	Yamaha YZF R1	1'42.341
14	10 P. HICKMAN	BMW S1000 RR	1'42.717
15	54 T. RAZGATLIOGLU	Kawasaki ZX-10RR	1'42.942
16	7 C. DAVIES	Ducati Panigale V4 R	1'43.695
17	50 E. LAVERTY	Ducati Panigale V4 R	
18	60 M. VAN DER MARK	Yamaha YZF R1	

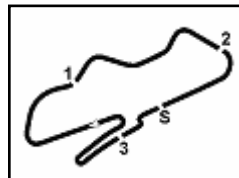
SPEED			
1	7 C. DAVIES	Ducati Panigale V4 R	256,7
2	1 J. REA	Kawasaki ZX-10RR	254,3
3	91 L. HASLAM	Kawasaki ZX-10RR	254,3
4	66 T. SYKES	BMW S1000 RR	253,7
5	21 M. RINALDI	Ducati Panigale V4 R	253,1
6	19 A. BAUTISTA	Ducati Panigale V4 R	253,1
7	33 M. MELANDRI	Yamaha YZF R1	250,7
8	22 A. LOWES	Yamaha YZF R1	250,7
9	54 T. RAZGATLIOGLU	Kawasaki ZX-10RR	250,7
10	23 R. KIYONARI	Honda CBR1000RR	248,4
11	11 S. CORTESE	Yamaha YZF R1	248,4
12	10 P. HICKMAN	BMW S1000 RR	247,9
13	36 L. MERCADO	Kawasaki ZX-10RR	247,9
14	76 L. BAZ	Yamaha YZF R1	247,3
15	52 A. DELBIANCO	Honda CBR1000RR	246,7
16	81 J. TORRES	Kawasaki ZX-10RR	245,6

SEG. 1			SEG. 2			SEG. 3			SEG. 4		
1	1 J. REA	21.169	1	1 J. REA	27.937	1	1 J. REA	25.348	1	1 J. REA	25.783
2	66 T. SYKES	21.170	2	91 L. HASLAM	28.160	2	91 L. HASLAM	25.412	2	36 L. MERCADO	25.794
3	91 L. HASLAM	21.246	3	66 T. SYKES	28.224	3	66 T. SYKES	25.485	3	22 A. LOWES	25.887
4	22 A. LOWES	21.301	4	23 R. KIYONARI	28.291	4	19 A. BAUTISTA	25.520	4	91 L. HASLAM	25.955
5	23 R. KIYONARI	21.487	5	52 A. DELBIANCO	28.300	5	52 A. DELBIANCO	25.541	5	66 T. SYKES	25.966
6	36 L. MERCADO	21.495	6	33 M. MELANDRI	28.304	6	21 M. RINALDI	25.584	6	11 S. CORTESE	26.080
7	76 L. BAZ	21.499	7	22 A. LOWES	28.408	7	36 L. MERCADO	25.647	7	21 M. RINALDI	26.100
8	33 M. MELANDRI	21.538	8	81 J. TORRES	28.434	8	81 J. TORRES	25.662	8	76 L. BAZ	26.106
9	52 A. DELBIANCO	21.572	9	21 M. RINALDI	28.535	9	23 R. KIYONARI	25.672	9	52 A. DELBIANCO	26.120
10	11 S. CORTESE	21.627	10	11 S. CORTESE	28.587	10	54 T. RAZGATLIOGLU	25.681	10	54 T. RAZGATLIOGLU	26.121
11	19 A. BAUTISTA	21.650	11	19 A. BAUTISTA	28.589	11	76 L. BAZ	25.696	11	23 R. KIYONARI	26.130
12	21 M. RINALDI	21.666	12	36 L. MERCADO	28.640	12	22 A. LOWES	25.725	12	81 J. TORRES	26.148
13	10 P. HICKMAN	21.699	13	76 L. BAZ	28.771	13	11 S. CORTESE	25.753	13	19 A. BAUTISTA	26.152
14	81 J. TORRES	21.842	14	10 P. HICKMAN	28.871	14	33 M. MELANDRI	25.758	14	7 C. DAVIES	26.304
15	54 T. RAZGATLIOGLU	21.946	15	7 C. DAVIES	28.915	15	10 P. HICKMAN	25.813	15	33 M. MELANDRI	26.305
16	7 C. DAVIES	22.055	16	54 T. RAZGATLIOGLU	29.194	16	7 C. DAVIES	26.118	16	10 P. HICKMAN	26.334

06/07/2019

These data/results cannot be reproduced, stored and/or transmitted in whole or in part by any manner of electronic, mechanical, photocopying, recording, broadcasting or otherwise now known or herein after developed without the previous express consent by the copyright owner, except for reproduction in daily press and regular printed publications on sale to the public within 60 days of the event related to those data/results and always provided that copyright symbol appears together as follows below.

© DORNA WSBK ORGANIZATION Srl 2019



Donington Park 4.023 m

Prosecco DOC UK Round, 5-7 July 2019

Ideal Times Free Practice 3rd Session

No.	Rider	Nat	Bike	Seg. 1	Seg. 2	Seg. 3	Seg. 4	Ideal Time			
				Diff. 1	Diff. 2	Diff. 3	Diff. 4	Best Lap	Pos.	Diff.	
1	1 J. REA	GBR	Kawasaki ZX-10RR	21.169	27.937	25.348	25.783 +0.056	1'40.237 1'40.293	1	0.056	
2	91 L. HASLAM	GBR	Kawasaki ZX-10RR	21.246 +0.283	28.160 +0.065	25.412 +0.086	25.955	1'40.773 1'41.207	3	0.434	
3	66 T. SYKES	GBR	BMW S1000 RR	21.170	28.224	25.485	25.966	1'40.845 1'40.845	2		
4	22 A. LOWES	GBR	Yamaha YZF R1	21.301 +0.277	28.408 +0.210	25.725 +0.045	25.887	1'41.321 1'41.853	7	0.532	
5	52 A. DELBIANCO	ITA	Honda CBR1000RR	21.572 +0.033	28.300	25.541	26.120 +0.028	1'41.533 1'41.594	4	0.061	
6	36 L. MERCADO	ARG	Kawasaki ZX-10RR	21.495	28.640	25.647	25.794 +0.256	1'41.576 1'41.832	5	0.256	
7	23 R. KIYONARI	JPN	Honda CBR1000RR	21.487 +0.195	28.291 +0.004	25.672 +0.056	26.130	1'41.580 1'41.835	6	0.255	
8	21 M. RINALDI	ITA	Ducati Panigale V4 R	21.666	28.535 +0.099	25.584	26.100 +0.023	1'41.885 1'42.007	8	0.122	
9	33 M. MELANDRI	ITA	Yamaha YZF R1	21.538 +0.265	28.304 +0.120	25.758	26.305	1'41.905 1'42.290	12	0.385	
10	19 A. BAUTISTA	ESP	Ducati Panigale V4 R	21.650 +0.040	28.589	25.520	26.152 +0.088	1'41.911 1'42.039	9	0.128	
11	11 S. CORTESE	GER	Yamaha YZF R1	21.627 +0.042	28.587 +0.114	25.753 +0.138	26.080	1'42.047 1'42.341	13	0.294	
12	76 L. BAZ	FRA	Yamaha YZF R1	21.499	28.771	25.696	26.106 +0.087	1'42.072 1'42.159	11	0.087	
13	81 J. TORRES	ESP	Kawasaki ZX-10RR	21.842	28.434	25.662	26.148	1'42.086 1'42.086	10		
14	10 P. HICKMAN	GBR	BMW S1000 RR	21.699	28.871	25.813	26.334	1'42.717 1'42.717	14		
15	54 T. RAZGATLIOGLU	TUR	Kawasaki ZX-10RR	21.946	29.194	25.681	26.121	1'42.942 1'42.942	15		
16	7 C. DAVIES	GBR	Ducati Panigale V4 R	22.055	28.915 +0.147	26.118 +0.156	26.304	1'43.392 1'43.695	16	0.303	
	50 E. LAVERTY	IRL	Ducati Panigale V4 R	One or more sectors missing							
	60 M. VAN DER MARK	NED	Yamaha YZF R1	One or more sectors missing							
Overall Ideal Time				21.169	27.937	25.348	25.783	1'40.237			

06/07/2019
These data/results cannot be reproduced, stored and/or transmitted in whole or in part by any manner of electronic, mechanical, photocopying, recording, broadcasting or otherwise now known or herein after developed without the previous express consent by the copyright owner, except for reproduction in daily press and regular printed publications on sale to the public within 60 days of the event related to those data/results and always provided that copyright symbol appears together as follows below.
© DORNA WSBK ORGANIZATION Srl 2019

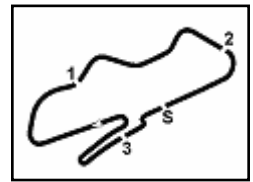
PIRELLI PERUGIA TIMING



Official Tyre Supplier



Official Timekeeper



Prosecco DOC UK Round, 5-7 July 2019 Chronological Analysis Free Practice 3rd Session

Donington Park 4.023 m

1 / 2

1° 1 J. REA (1'40.293)							
Lap	Seg.1	Seg.2	Seg.3	Seg.4	Lap Time	km/h	Local Time
1		30.358	26.659	26.370	250,7	9:03'33.808	
2	21.791	29.088	26.018	25.941	1'42.838	253,1	9:05'16.646
3	21.587	28.253	25.612	25.783	1'41.235	254,3	9:06'57.881
4	21.356	28.111	25.460	25.905	1'40.832	253,1	9:08'38.713
5	21.645	28.346	25.642	28.972	1'44.605P	250,2	9:10'23.318
6	7'36.322	28.644	25.729	26.408	8'57.103P	251,9	9:19'20.421
7	21.169	27.937	25.348	25.839	1'40.293	249,6	9:21'00.714

2° 66 T. SYKES (1'40.845)							
Lap	Seg.1	Seg.2	Seg.3	Seg.4	Lap Time	km/h	Local Time
1		32.537	28.154	28.474	203,1	9:05'04.922	
2	22.929	30.573	26.885	28.837	1'49.224	226,0	9:06'54.146
3	21.982	29.290	25.988	26.395	1'43.655	246,7	9:08'37.801
4	21.523	28.859	25.702	25.974	1'42.058	248,4	9:10'19.859
5	21.170	28.224	25.485	25.966	1'40.845	251,3	9:12'00.704
6	21.642	29.305	25.758	26.508	1'43.213	249,0	9:13'43.917
7	21.183	28.306	25.609	29.971	1'45.069P	253,7	9:15'28.986

3° 91 L. HASLAM (1'41.207)							
Lap	Seg.1	Seg.2	Seg.3	Seg.4	Lap Time	km/h	Local Time
1		30.278	26.338	26.948	249,6	9:16'16.571	
2	21.820	28.850	25.772	26.349	1'42.791	250,7	9:17'59.362
3	21.529	28.225	25.498	25.955	1'41.207	254,3	9:19'40.569
4	21.246	28.160	25.412	26.516	1'41.334	253,7	9:21'21.903

4° 52 A. DELBIANCO (1'41.594)							
Lap	Seg.1	Seg.2	Seg.3	Seg.4	Lap Time	km/h	Local Time
1		34.236	28.298	28.556	232,9	9:02'41.848	
2	22.761	30.061	26.700	26.744	1'46.266	241,2	9:04'28.114
3	22.264	29.181	25.840	26.425	1'43.710	243,4	9:06'11.824
4	22.029	28.902	26.049	26.249	1'43.229	237,0	9:07'55.053
5	21.884	28.887	26.057	26.295	1'43.123	238,5	9:09'38.176
6	21.967	29.198	25.976	26.151	1'43.292	239,1	9:11'21.468
7	21.844	28.994	25.816	26.347	1'43.001	240,1	9:13'04.469
8	22.071	28.972	25.958	26.635	1'43.636	242,3	9:14'48.105
9	21.816	28.631	25.904	26.034	1'42.385C	241,7	9:16'30.490
10	21.605	28.300	25.541	26.148	1'41.594	243,9	9:18'12.084
11	21.572	28.784	25.751	26.308	1'42.415	246,7	9:19'54.499
12	21.906	28.391	25.580	26.120	1'41.997	245,6	9:21'36.496

5° 36 L. MERCADO (1'41.832)							
Lap	Seg.1	Seg.2	Seg.3	Seg.4	Lap Time	km/h	Local Time
1		33.629	27.277	28.361	237,5	9:08'07.050	
2	22.518	29.550	26.521	26.504	1'45.093	243,9	9:09'52.143
3	22.094	29.470	26.212	26.665	1'44.441	242,3	9:11'36.584
4	22.016	29.218	25.990	26.172	1'43.396	246,7	9:13'19.980
5	21.698	29.015	25.958	26.342	1'43.013	247,9	9:15'02.993
6	21.932	28.972	26.004	26.103	1'43.011	243,4	9:16'46.004
7	21.701	28.699	25.826	25.794	1'42.020	245,0	9:18'28.024
8	21.495	28.640	25.647	26.050	1'41.832	247,3	9:20'09.856

6° 23 R. KIYONARI (1'41.835)							
Lap	Seg.1	Seg.2	Seg.3	Seg.4	Lap Time	km/h	Local Time
1		31.082	26.900	27.537	234,9	9:05'39.847	
2	22.925	29.583	26.315	27.034	1'45.857	240,1	9:07'25.704
3	22.255	29.347	26.252	26.712	1'44.566	246,2	9:09'10.270
4	21.949	29.011	25.977	26.593	1'43.530	243,4	9:10'53.800
5	22.059	28.746	26.025	26.791	1'43.621	245,0	9:12'37.421
6	21.937	28.566	25.885	26.483	1'42.871	245,0	9:14'20.292
7	22.063	28.465	25.717	26.412	1'42.657	248,4	9:16'02.949

8	21.722	28.291	25.782	26.177	1'41.972	247,9	9:17'44.921
9	21.682	28.295	25.728	26.130	1'41.835	247,9	9:19'26.756
10	21.487	28.453	25.672	26.307	1'41.919	247,3	9:21'08.675

7° 22 A. LOWES (1'41.853)							
Lap	Seg.1	Seg.2	Seg.3	Seg.4	Lap Time	km/h	Local Time
1		31.134	26.149	29.856	247,3	9:08'29.032	
2	4'54.687	30.826	25.748	26.065	6'17.326P	249,0	9:14'46.358
3	21.578	28.618	25.770	25.887	1'41.853	250,7	9:16'28.211
4	21.650	28.631	25.725	26.019	1'42.025	248,4	9:18'10.236
5	21.301	28.408	47.709	26.202	2'03.620	205,0	9:20'13.856

8° 21 M. RINALDI (1'42.007)							
Lap	Seg.1	Seg.2	Seg.3	Seg.4	Lap Time	km/h	Local Time
1		34.087	28.858	28.750	234,4	9:03'20.391	
2	23.335	31.248	26.661	26.617	1'47.861	234,4	9:05'08.252
3	22.451	29.747	26.182	26.734	1'45.114	244,5	9:06'53.366
4	21.781	29.472	25.792	26.329	1'43.374	249,6	9:08'36.740
5	21.805	29.341	26.358	27.118	1'44.622	242,8	9:10'21.362
6	21.805	29.089	25.922	26.554	1'43.370	245,0	9:12'04.732
7	21.782	29.048	25.876	26.386	1'43.092	248,4	9:13'47.824
8	21.835	28.723	25.837	26.180	1'42.575	249,0	9:15'30.399
9	21.806	28.535	25.676	26.100	1'42.117	253,1	9:17'12.516
10	21.825	28.785	25.641	26.221	1'42.472	249,6	9:18'54.988
11	21.666	28.634	25.584	26.123	1'42.007	251,3	9:20'36.995

9° 19 A. BAUTISTA (1'42.039)							
Lap	Seg.1	Seg.2	Seg.3	Seg.4	Lap Time	km/h	Local Time
1		32.858	27.918	31.740	209,8	9:03'03.195	
2	5'00.169	30.866	26.947	27.645	6'25.627P	234,4	9:09'28.822
3	23.044	30.092	26.321	27.160	1'46.617	239,6	9:11'15.439
4	22.608	29.597	26.148	26.666	1'45.019	239,6	9:13'00.458
5	22.447	29.291	25.933	26.955	1'44.626	246,2	9:14'45.084
6	22.239	29.000	26.058	26.544	1'43.841	247,3	9:16'28.925
7	22.050	28.772	25.582	26.420	1'42.824	245,6	9:18'11.749
8	21.650	28.780	25.697	26.152	1'42.279	251,9	9:19'54.028
9	21.690	28.589	25.520	26.240	1'42.039	253,1	9:21'36.067

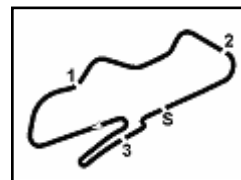
10° 81 J. TORRES (1'42.086)							
Lap	Seg.1	Seg.2	Seg.3	Seg.4	Lap Time	km/h	Local Time
1		34.820	29.526	31.091	222,8	9:04'28.912	
2	23.425	30.668	26.933	27.380	1'48.406	241,7	9:06'17.318
3	22.607	29.686	26.353	26.950	1'45.596	244,5	9:08'02.914
4	22.103	29.193	25.935	26.571	1'43.802	245,6	9:09'46.716
5	22.246	29.645	26.467	26.604	1'44.962	244,5	9:11'31.678
6	22.027	28.947	25.671	26.459	1'43.104	243,9	9:13'14.782
7	22.293	29.101	25.922	26.563	1'43.879	244,5	9:14'58.661
8	22.188	28.684	25.791	26.322	1'42.985	243,9	9:16'41.646
9	21.842	28.434	25.662	26.148	1'42.086	245,6	9:18'23.732
10	21.846	28.505	25.748	26.185	1'42.284	242,3	9:20'06.016

11° 76 L. BAZ (1'42.159)							
Lap	Seg.1	Seg.2	Seg.3	Seg.4	Lap Time	km/h	Local Time
1		31.396	27.208	27.129	239,6	9:05'02.029	
2	22.361	29.779	26.035	26.585	1'44.760	245,6	9:06'46.789
3	22.095	29.502	25.904	26.636	1'44.137	245,0	9:08'30.926
4	21.798	29.155	25.963	26.227	1'43.143	246,2	9:10'14.069
5	21.826	29.432	26.042	30.009	1'47.309P	246,7	9:12'01.378
6	4'26.671	29.772	27.704	26.724	5'50.871CP	247,3	9:17'52.249
7	21.650	29.026	25.989	26.106	1'42.771	243,4	9:19'35.020
8	21.499	28.771	25.696	26.193	1'42.159	246,7	9:21'17.179

06/07/2019 P = Pits In/Out - C = Lap Time Cancelled

These data/results cannot be reproduced, stored and/or transmitted in whole or in part by any manner of electronic, mechanical, photocopying, recording, broadcasting or otherwise now known or herein after developed without the previous express consent by the copyright owner, except for reproduction in daily press and regular printed publications on sale to the public within 60 days of the event related to those data/results and always provided that copyright symbol appears together as follows below.

© DORNA WSBK ORGANIZATION Srl 2019



Donington Park 4.023 m

2 / 2

Prosecco DOC UK Round, 5-7 July 2019 Chronological Analysis Free Practice 3rd Session

12° 33 M. MELANDRI (1'42.290)							
Lap	Seg.1	Seg.2	Seg.3	Seg.4	Lap Time	km/h	Local Time
1		33.079	28.665	29.467		220,9	9:03'56.284
2	23.606	30.345	26.753	27.129	1'47.833	244,5	9:05'44.117
3	22.449	29.417	26.566	27.200	1'45.632	245,6	9:07'29.749
4	22.014	29.026	26.105	26.666	1'43.811	247,9	9:09'13.560
5	21.703	28.724	25.969	26.778	1'43.174	250,2	9:10'56.734
6	21.745	28.695	25.793	26.517	1'42.750	249,6	9:12'39.484
7	21.600	28.741	25.866	26.324	1'42.531	247,9	9:14'22.015
8	23.790	30.859	27.267	27.592	1'49.508	248,4	9:16'11.523
9	21.912	29.241	27.118	26.891	1'45.162	246,7	9:17'56.685
10	21.803	28.424	25.758	26.305	1'42.290	248,4	9:19'38.975
11	21.538	28.304	26.026	26.662	1'42.530	250,7	9:21'21.505

9 22.094 28.915 27.428 26.880 1'45.317 256,7 9:21'31.324

13° 11 S. CORTESE (1'42.341)							
Lap	Seg.1	Seg.2	Seg.3	Seg.4	Lap Time	km/h	Local Time
1		33.712	29.645	30.174		226,0	9:04'08.791
2	23.926	31.547	27.150	28.333	1'50.956	231,4	9:05'59.747
3	22.620	30.158	26.978	27.207	1'46.963	235,9	9:07'46.710
4	22.399	29.831	26.635	26.830	1'45.695	239,6	9:09'32.405
5	22.146	29.496	26.181	26.512	1'44.335	245,6	9:11'16.740
6	22.107	29.863	27.448	27.595	1'47.013	234,9	9:13'03.753
7	22.218	29.302	25.938	26.707	1'44.165	246,2	9:14'47.918
8	21.834	29.349	26.044	26.464	1'43.691	246,2	9:16'31.609
9	21.627	28.723	25.791	26.449	1'42.590	245,0	9:18'14.199
10	21.669	28.701	25.891	26.080	1'42.341	247,3	9:19'56.540
11	21.722	28.587	25.753	26.361	1'42.423	248,4	9:21'38.963

14° 10 P. HICKMAN (1'42.717)							
Lap	Seg.1	Seg.2	Seg.3	Seg.4	Lap Time	km/h	Local Time
1		32.565	28.003	28.550		235,4	9:02'23.535
2	22.857	30.603	27.190	28.082	1'48.732	239,6	9:04'12.267
3	22.712	29.926	26.739	27.350	1'46.727	233,9	9:05'58.994
4	22.386	29.981	26.421	27.134	1'45.922	242,8	9:07'44.916
5	22.267	29.534	26.378	27.142	1'45.321	247,9	9:09'30.237
6	21.923	29.352	26.101	26.726	1'44.102	246,2	9:11'14.339
7	21.873	29.174	25.864	26.696	1'43.607	245,6	9:12'57.946
8	21.904	29.173	26.810	32.101	1'49.988P	243,9	9:14'47.934
9	3'22.159	29.315	26.158	27.026	4'44.658P	246,2	9:19'32.592
10	21.699	28.871	25.813	26.334	1'42.717	246,2	9:21'15.309

15° 54 T. RAZGATLIOGLU (1'42.942)							
Lap	Seg.1	Seg.2	Seg.3	Seg.4	Lap Time	km/h	Local Time
1		32.519	27.651	27.353		241,2	9:08'12.773
2	22.818	30.241	26.485	26.703	1'46.247	247,9	9:09'59.020
3	22.374	29.568	25.915	26.359	1'44.216	250,7	9:11'43.236
4	22.164	29.307	25.916	26.143	1'43.530	247,9	9:13'26.766
5	22.283	29.415	25.845	26.290	1'43.833	249,6	9:15'10.599
6	21.946	29.194	25.681	26.121	1'42.942	248,4	9:16'53.541
7	22.573	30.165	26.856	26.268	1'45.862	238,5	9:18'39.403
8	22.101	30.825	26.459	29.766	1'49.151P	238,5	9:20'28.554

16° 7 C. DAVIES (1'43.695)							
Lap	Seg.1	Seg.2	Seg.3	Seg.4	Lap Time	km/h	Local Time
1		32.472	28.852	28.052		216,5	9:02'47.543
2	23.174	30.927	27.160	26.881	1'48.142	244,5	9:04'35.685
3	22.781	29.991	26.645	26.528	1'45.945	240,1	9:06'21.630
4	22.335	29.368	26.414	26.549	1'44.666	244,5	9:08'06.296
5	22.324	29.419	26.118	26.309	1'44.170	253,1	9:09'50.466
6	22.651	29.483	26.832	31.114	1'50.080P	231,9	9:11'40.546
7	4'55.697	32.865	26.760	26.444	6'21.766P	243,4	9:18'02.312
8	22.055	29.062	26.274	26.304	1'43.695	252,5	9:19'46.007

06/07/2019 P = Pits In/Out - C = Lap Time Cancelled

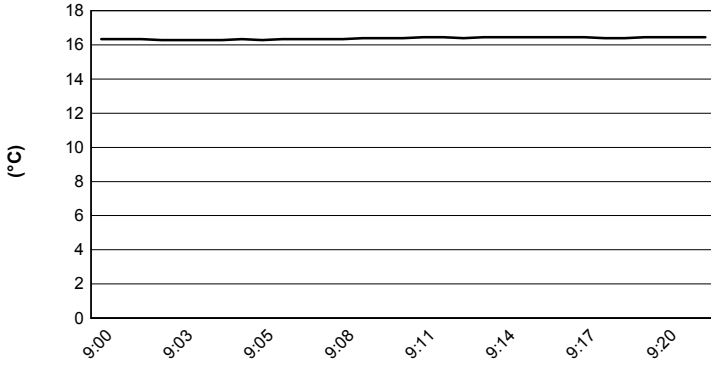
These data/results cannot be reproduced, stored and/or transmitted in whole or in part by any manner of electronic, mechanical, photocopying, recording, broadcasting or otherwise now known or herein after developed without the previous express consent by the copyright owner, except for reproduction in daily press and regular printed publications on sale to the public within 60 days of the event related to those data/results and always provided that copyright symbol appears together as follows below.

© DORNA WSBK ORGANIZATION Srl 2019

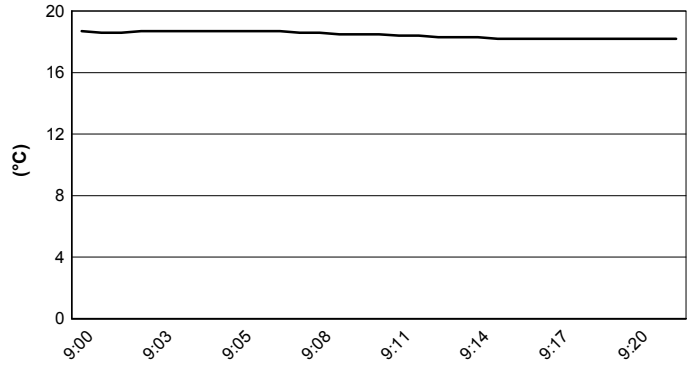


Prosecco DOC UK Round, 5-7 July 2019
Weather Report Free Practice 3rd Session
 Session started 09:00 - Session ended 9:22

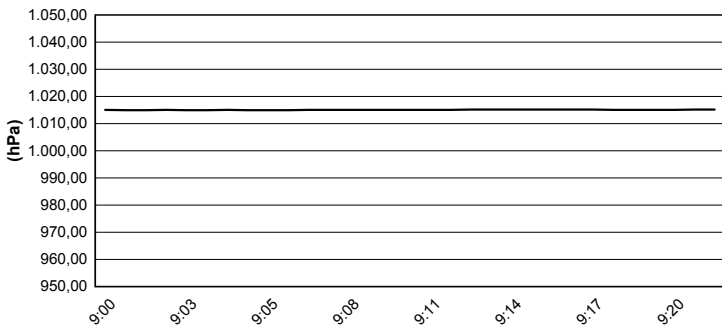
Air Temperature



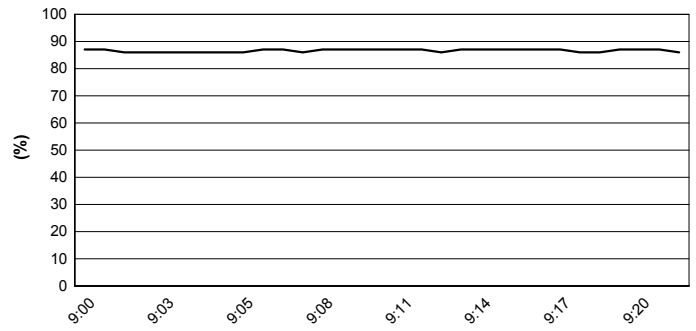
Track Temperature



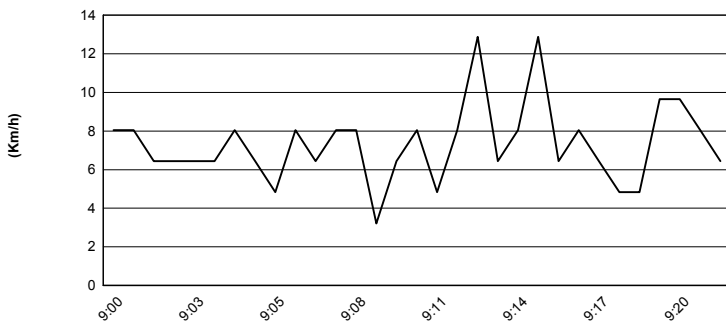
Air Pressure



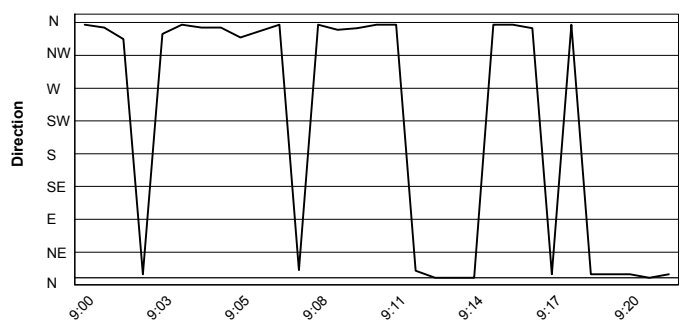
Humidity



Wind Speed



Wind Direction



06/07/2019

These data/results cannot be reproduced, stored and/or transmitted in whole or in part by any manner of electronic, mechanical, photocopying, recording, broadcasting or otherwise now known or herein after developed without the previous express consent by the copyright owner, except for reproduction in daily press and regular printed publications on sale to the public within 60 days of the event related to those data/results and always provided that copyright symbol appears together as follows below.

© DORNA WSBK ORGANIZATION Srl 2019