SUPERSPORT FIM WORLD CHAMPIONSHIP

1.5

WorldSSP

102/08

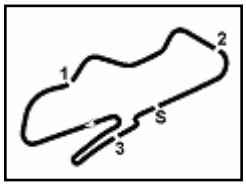

Donington Park 4.023 m

Prosecco DOC UK Round, 5-7 July 2019

Chronological Analysis Free Practice 1st Session

1° 16 J. CLUZEL (1'31.374)

Lap	Seg.1	Seg.2	Seg.3	Seg.4	Lap Time	km/h	Local Time
1		27.012	24.547	27.527		230,9	11:32'57.986
2	20.045	25.273	23.583	24.295	1'33.196	237,0	11:34'31.182
3	19.813	25.089	23.430	23.987	1'32.319	238,0	11:36'03.501
4	19.867	25.646	23.733	23.977	1'33.223	236,4	11:37'36.724
5	19.635	25.047	23.315	25.145	1'33.142	238,0	11:39'09.866
6	19.553	25.284	23.542	27.953	1'36.332	238,5	11:40'46.198
7	19.491	24.961	23.212	24.647	1'32.311	239,6	11:42'18.509
8	19.720	25.173	23.605	27.947	1'36.445P	240,1	11:43'54.954
9	5'13.602	26.605	24.242	24.405	6'28.854P	229,4	11:50'23.808
10	19.768	25.336	23.444	24.007	1'32.555	233,9	11:51'56.363
11	19.725	25.022	23.337	23.814	1'31.898	234,9	11:53'28.261
12	19.585	25.036	41.238	24.399	1'50.258	215,2	11:55'18.519
13	19.581	25.011	23.289	23.830	1'31.711	237,5	11:56'50.230
14	19.640	25.557	23.525	27.045	1'35.767P	236,4	11:58'25.997
15	4'00.809	26.682	24.592	26.030	5'18.113P	229,9	12:03'44.110
16	19.911	25.791	23.464	24.015	1'33.181	234,4	12:05'17.291
17	19.550	**24.918**	23.241	**23.665**	**1'31.374**	235,4	12:06'48.665
18	19.566	24.966	25.389	25.339	1'35.260	223,7	12:08'23.925
19	19.530	24.952	23.223	23.837	1'31.542	236,4	12:09'55.467
20	19.579	25.060	**23.201**	23.669	1'31.509	237,5	12:11'26.976
21	**19.473**	24.986	23.621	28.012	1'36.092P	**240,7**	12:13'03.068

2° 44 L. MAHIAS (1'31.600)

Lap	Seg.1	Seg.2	Seg.3	Seg.4	Lap Time	km/h	Local Time
1		26.317	23.881	24.779		228,9	11:33'03.374
2	20.199	25.352	23.598	24.205	1'33.354	230,9	11:34'36.728
3	19.888	25.052	23.131	24.054	1'32.125	231,9	11:36'08.853
4	19.781	24.993	22.945	24.318	1'32.037	234,4	11:37'40.890
5	19.728	25.026	23.034	24.082	1'31.870	232,9	11:39'12.760
6	19.633	25.000	23.019	24.169	1'31.821	233,9	11:40'44.581
7	19.633	25.709	24.374	27.996	1'37.712P	213,9	11:42'22.293
8	12'18.955	31.691	25.138	24.505	13'40.289P	220,5	11:56'02.582
9	19.789	25.357	23.242	24.529	1'32.917	233,4	11:57'35.499
10	20.601	25.181	23.050	24.039	1'32.871	231,9	11:59'08.370
11	**19.599**	**24.977**	22.955	24.069	**1'31.600**	233,4	12:00'39.970
12	20.025	25.187	23.281	26.441	1'34.934P	234,4	12:02'14.904
13	4'46.542	25.868	23.562	24.284	6'00.256P	230,4	12:08'15.160
14	19.666	25.012	22.993	**23.985**	1'31.656	232,9	12:09'46.816
15	19.746	25.421	23.071	24.113	1'32.351	233,9	12:11'19.167
16	20.371	26.398	23.285	28.127	1'38.181P	233,9	12:12'57.348
17	35.699	25.351	23.205	24.498	1'48.753P	232,9	12:14'46.101
18	19.881	25.019	**22.941**	24.041	1'31.882	**234,9**	12:16'17.983

3° 21 R. KRUMMENACHER (1'31.668)

Lap	Seg.1	Seg.2	Seg.3	Seg.4	Lap Time	km/h	Local Time
1		27.027	24.224	25.158		231,9	11:32'40.489
2	20.064	25.486	23.517	25.161	1'34.228	233,4	11:34'14.717
3	20.188	25.464	23.373	24.195	1'33.220	233,9	11:35'47.937
4	19.784	25.345	23.419	24.411	1'32.959	235,4	11:37'20.896
5	19.775	25.182	23.405	24.224	1'32.586	237,5	11:38'53.482
6	21.099	26.213	23.976	27.913	1'39.201P	235,4	11:40'32.683
7	4'55.089	25.761	23.635	24.503	6'08.988P	235,4	11:46'41.671
8	19.676	25.072	23.380	24.129	1'32.257	235,9	11:48'13.928
9	19.597	25.084	23.304	23.994	1'31.979	234,4	11:49'45.907
10	19.562	25.151	23.460	27.868	1'36.041P	233,4	11:51'21.948
11	6'18.031	26.951	24.152	24.728	7'33.862P	232,9	11:58'55.810
12	19.830	25.368	23.468	24.045	1'32.711	234,4	12:00'28.521
13	19.675	25.115	23.368	23.873	1'32.031	235,9	12:02'00.552
14	19.553	24.993	23.268	23.968	1'31.782	234,4	12:03'32.334
15	19.603	25.071	23.555	23.917	1'32.146	234,4	12:05'04.480
16	19.668	25.117	**23.162**	24.113	1'32.060	**238,0**	12:06'36.540
17	19.599	**24.812**	23.779	**23.819**	1'32.009	234,9	12:08'08.549
18	19.616	25.000	23.320	23.994	1'31.930	234,4	12:09'40.479
19	**19.465**	25.116	23.669	23.868	1'32.118	232,4	12:11'12.597
20	24.311	26.856	24.298	26.545	1'42.010	231,9	12:12'54.607
21	19.516	24.953	23.203	23.996	**1'31.668**	237,5	12:14'26.275
22	20.593	25.726	23.597	24.155	1'34.071	235,4	12:16'00.346

4° 86 A. BADOVINI (1'31.945)

Lap	Seg.1	Seg.2	Seg.3	Seg.4	Lap Time	km/h	Local Time
1		27.368	25.539	25.913		226,5	11:32'37.218
2	20.944	26.248	24.455	25.823	1'37.470	231,4	11:34'14.688
3	20.537	25.448	23.701	24.132	1'33.818	233,4	11:35'48.506
4	19.935	25.383	23.684	24.063	1'33.065	233,9	11:37'21.571
5	19.823	25.238	23.293	24.135	1'32.489	**234,9**	11:38'54.060
6	20.833	26.312	24.287	24.798	1'36.230	231,9	11:40'30.290
7	20.007	25.321	23.688	24.217	1'33.233	232,4	11:42'03.523
8	19.793	24.980	23.514	24.161	1'32.448	231,4	11:43'35.971
9	21.140	26.642	25.101	29.320	1'42.203P	223,2	11:45'18.174
10	10'33.358	26.021	24.179	24.500	11'48.058P	227,9	11:57'06.232
11	20.574	26.031	23.521	24.665	1'34.791	230,9	11:58'41.023
12	19.732	25.039	23.375	**24.018**	1'32.164	231,4	12:00'13.187
13	**19.664**	**24.979**	**23.259**	24.043	**1'31.945**	231,9	12:01'45.132
14	19.696	25.092	23.418	24.453	1'32.659	231,4	12:03'17.791
15	19.843	25.019	23.546	24.135	1'32.543	229,9	12:04'50.334
16	19.792	25.036	23.434	24.106	1'32.368	229,4	12:06'22.702
17	21.222	27.143	25.715	29.445	1'43.525P	216,1	12:08'06.227
18	4'53.888	27.475	25.029	24.981	6'11.373P	225,6	12:14'17.600
19	19.955	25.744	23.560	33.810	1'43.069P	231,9	12:16'00.669

5° 14 J. KENNEDY (1'31.992)

Lap	Seg.1	Seg.2	Seg.3	Seg.4	Lap Time	km/h	Local Time
1		28.067	25.513	25.950		228,9	11:31'45.873
2	20.831	26.250	23.895	24.590	1'35.566	233,4	11:33'21.439
3	19.892	25.709	23.755	24.445	1'33.801	234,9	11:34'55.240
4	19.939	25.657	23.704	24.920	1'34.220	230,9	11:36'29.460
5	19.976	25.257	23.574	24.551	1'33.358	**236,4**	11:38'02.818
6	19.814	25.373	23.521	24.406	1'33.114	235,4	11:39'35.932
7	19.934	25.214	23.580	24.480	1'33.208	232,4	11:41'09.140
8	19.837	25.316	23.553	24.337	1'33.043	232,4	11:42'42.183
9	19.842	25.143	23.498	24.240	1'32.723	229,9	11:44'14.906
10	20.974	26.464	24.873	31.944	1'44.255P	217,8	11:45'59.161
11	10'52.677	29.383	24.289	24.737	12'11.086P	228,4	11:58'10.247
12	20.163	25.250	23.635	24.169	1'33.217	228,9	11:59'43.464
13	19.911	25.027	23.404	24.096	1'32.438	231,4	12:01'15.902
14	19.829	25.075	23.452	24.141	1'32.497	230,9	12:02'48.399
15	19.884	**24.989**	23.320	24.163	1'32.356	231,4	12:04'20.755
16	20.053	25.610	24.092	29.084	1'38.839P	228,9	12:05'59.594
17	4'20.405	27.408	28.674	29.539	5'46.026P	151,0	12:11'45.620
18	19.946	25.217	23.361	24.592	1'33.116	233,4	12:13'18.736
19	19.888	25.437	23.230	24.121	1'32.676	234,4	12:14'51.412
20	**19.694**	25.024	**23.209**	**24.065**	**1'31.992**	232,4	12:16'23.404

6° 64 F. CARICASULO (1'32.054)

Lap	Seg.1	Seg.2	Seg.3	Seg.4	Lap Time	km/h	Local Time
1		27.753	24.863	25.584		231,4	11:32'53.340
2	20.725	26.173	24.091	24.439	1'35.428	233,4	11:34'28.768
3	20.378	25.683	23.750	24.223	1'34.034	234,4	11:36'02.802
4	20.417	26.123	23.670	24.083	1'34.293	236,4	11:37'37.095
5	19.882	**25.025**	23.296	23.851	**1'32.054**	238,0	11:39'09.149
6	20.039	25.375	23.360	24.074	1'32.848	**238,5**	11:40'41.997
7	19.848	25.097	23.259	24.347	1'32.551	238,0	11:42'14.548
8	20.324	26.212	23.317	23.869	1'33.722	234,4	11:43'48.270
9	**19.845**	25.399	**23.213**	**23.740**	1'32.197	234,9	11:45'20.467

05/07/2019 P = Pits In/Out - C = Lap Time Cancelled

These data/results cannot be reproduced, stored and/or transmitted in whole or in part by any manner of electronic, mechanical, photocopying, recording, broadcasting or otherwise now known or herein after developed without the previous express consent by the copyright owner, except for reproduction in daily press and regular printed publications on sale to the public within 60 days of the event related to those data/results and always provided that copyright symbol appears together as follows below.
© DORNA WSBK ORGANIZATION Srl 2019

PIRELLI Official Tyre Supplier

TISSOT SWISS WATCHES SINCE 1853 Official Timekeeper

SUPERSPORT FIM WORLD CHAMPIONSHIP

1.5

WorldSSP

102/08

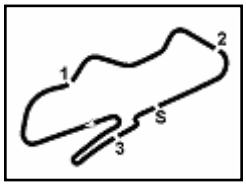

Donington Park 4.023 m

Prosecco DOC UK Round, 5-7 July 2019

Chronological Analysis Free Practice 1st Session

10	19.875	25.235	23.409	30.428	1'38.947CP	234,9	11:46'59.414
11	8'18.161	26.400	23.692	24.469	9'32.722P	233,4	11:56'32.136

7° 3 R. DE ROSA (1'32.058)

Lap	Seg.1	Seg.2	Seg.3	Seg.4	Lap Time	km/h	Local Time
1		27.960	25.264	26.964		227,9	11:31'46.205
2	20.823	26.541	24.258	25.434	1'37.056	233,9	11:33'23.261
3	20.240	25.961	23.626	24.689	1'34.516	236,4	11:34'57.777
4	20.097	25.323	23.603	24.862	1'33.885	236,4	11:36'31.662
5	19.933	25.304	23.450	24.297	1'32.984	237,0	11:38'04.646
6	19.867	25.191	23.377	24.124	1'32.559	237,0	11:39'37.205
7	**19.725**	25.303	23.435	24.601	1'33.064	**238,0**	11:41'10.269
8	21.918	27.495	24.480	29.600	1'43.493P	229,9	11:42'53.762
9	8'38.402	26.712	23.894	24.879	9'53.887P	231,9	11:52'47.649
10	20.492	26.189	24.151	24.499	1'35.331	233,9	11:54'22.980
11	20.151	25.343	23.524	24.328	1'33.346	232,4	11:55'56.326
12	20.045	25.081	23.360	24.177	1'32.663	237,0	11:57'28.989
13	19.831	25.106	23.369	24.428	1'32.734	236,4	11:59'01.723
14	20.397	26.343	24.608	29.017	1'40.365P	226,5	12:00'42.088
15	6'03.403	35.874	24.709	24.642	7'28.628P	231,9	12:08'10.716
16	19.932	24.991	23.376	24.221	1'32.520	233,4	12:09'43.236
17	19.778	25.116	23.312	24.245	1'32.451	**238,0**	12:11'15.687
18	19.874	28.126	26.598	24.893	1'39.491	182,4	12:12'55.178
19	19.805	**24.944**	**23.212**	**24.097**	**1'32.058**	237,0	12:14'27.236
20	20.544	26.621	23.814	24.554	1'35.533	233,4	12:16'02.769

8° 38 H. SOOMER (1'32.166)

Lap	Seg.1	Seg.2	Seg.3	Seg.4	Lap Time	km/h	Local Time
1		26.897	24.866	25.765		226,5	11:32'12.187
2	20.648	25.506	24.099	24.827	1'35.080	231,9	11:33'47.267
3	20.610	25.418	23.840	25.093	1'34.961	230,9	11:35'22.228
4	20.236	25.214	23.709	24.617	1'33.776	231,9	11:36'56.004
5	19.878	25.214	23.947	24.474	1'33.513	**234,4**	11:38'29.517
6	20.084	24.818	23.478	24.286	1'32.666	232,9	11:40'02.183
7	20.318	25.638	23.923	29.035	1'38.914P	231,9	11:41'41.097
8	9'37.517	26.496	23.815	25.911	10'53.739P	233,9	11:52'34.836
9	20.023	25.860	23.951	24.534	1'34.368	232,4	11:54'09.204
10	19.921	25.033	23.510	24.095	1'32.559	229,4	11:55'41.763
11	19.848	24.844	**23.261**	24.302	1'32.255	231,9	11:57'14.018
12	19.764	25.091	23.522	**24.092**	1'32.469	228,9	11:58'46.487
13	19.905	25.006	23.480	24.661	1'33.052	230,4	12:00'19.539
14	20.472	25.504	23.764	29.623	1'39.363P	229,9	12:01'58.902
15	5'17.191	25.245	23.808	24.379	6'30.623P	230,9	12:08'29.525
16	19.909	24.978	23.582	24.253	1'32.722	230,9	12:10'02.247
17	19.906	24.899	23.269	24.317	1'32.391	231,4	12:11'34.638
18	**19.741**	24.924	23.389	24.112	**1'32.166**	232,4	12:13'06.804
19	19.747	**24.753**	23.804	24.337	1'32.641	233,4	12:14'39.445
20	19.770	25.867	23.770	24.697	1'34.104	229,4	12:16'13.549

9° 36 T. GRADINGER (1'32.244)

Lap	Seg.1	Seg.2	Seg.3	Seg.4	Lap Time	km/h	Local Time
1		28.185	25.879	25.909		222,8	11:31'53.501
2	21.146	26.463	24.383	25.464	1'37.456	230,9	11:33'30.957
3	20.565	25.738	23.990	24.840	1'35.133	235,4	11:35'06.090
4	20.852	26.015	23.874	24.631	1'35.372	233,4	11:36'41.462
5	20.313	25.875	24.181	24.712	1'35.081	**236,4**	11:38'16.543
6	20.038	25.392	23.590	24.382	1'33.402	235,4	11:39'49.945
7	19.935	25.375	24.541	24.477	1'34.328	233,4	11:41'24.273
8	19.888	25.555	23.635	24.456	1'33.534	235,4	11:42'57.807
9	19.820	25.152	23.499	24.248	1'32.719	234,9	11:44'30.526
10	19.945	25.966	24.167	29.568	1'39.646P	229,9	11:46'10.172
11	8'26.024	27.530	24.282	24.745	9'42.581P	228,4	11:55'52.753
12	20.043	25.312	23.541	24.376	1'33.272	235,9	11:57'26.025
13	20.313	25.745	23.660	24.248	1'33.966	234,4	11:58'59.991
14	19.862	25.345	23.702	24.186	1'33.095	234,4	12:00'33.086
15	21.159	25.762	23.775	24.431	1'35.127	232,4	12:02'08.213
16	19.899	25.324	23.567	27.906	1'36.696	234,4	12:03'44.909
17	20.177	25.667	24.490	27.619	1'37.953P	213,1	12:05'22.862
18	6'11.925	26.418	24.126	24.324	7'26.793P	226,0	12:12'49.655
19	19.943	25.215	23.422	**24.078**	1'32.658	235,9	12:14'22.313
20	**19.797**	**25.059**	**23.236**	24.152	**1'32.244**	235,9	12:15'54.557

10° 32 I. VINALES (1'32.297)

Lap	Seg.1	Seg.2	Seg.3	Seg.4	Lap Time	km/h	Local Time
1		29.016	27.360	34.013		217,4	11:32'09.559
2	4'57.765	27.664	25.716	31.823	6'22.968P	225,6	11:38'32.527
3	7'15.116	27.464	27.048	35.362	8'44.990P	220,0	11:47'17.517
4	5'30.629	27.957	31.415	35.925	7'05.926P	155,8	11:54'23.443
5	6'59.552	27.738	25.191	25.768	8'18.249P	226,0	12:02'41.692
6	21.638	26.350	24.213	25.063	1'37.264	231,4	12:04'18.956
7	20.759	25.776	24.062	24.366	1'34.963	229,4	12:05'53.919
8	20.653	25.708	24.036	27.320	1'37.717P	230,9	12:07'31.636
9	1'24.879	25.751	24.095	24.237	2'38.962P	231,9	12:10'10.598
10	20.327	25.417	23.669	24.287	1'33.700	232,4	12:11'44.298
11	20.084	25.314	23.797	24.396	1'33.591	234,4	12:13'17.889
12	20.246	25.436	23.661	24.380	1'33.723	231,9	12:14'51.612
13	**19.963**	**25.008**	**23.341**	**23.985**	**1'32.297**	**236,4**	12:16'23.909

11° 2 B. JONES (1'32.550)

Lap	Seg.1	Seg.2	Seg.3	Seg.4	Lap Time	km/h	Local Time
1		27.527	24.836	25.564		222,3	11:31'42.972
2	20.483	25.555	23.815	24.624	1'34.477	228,9	11:33'17.449
3	20.114	25.370	23.565	24.494	1'33.543	230,4	11:34'50.992
4	20.149	25.238	23.504	24.369	1'33.260	229,4	11:36'24.252
5	20.152	25.312	23.487	24.397	1'33.348	230,4	11:37'57.600
6	20.083	25.287	23.391	24.455	1'33.216	230,9	11:39'30.816
7	20.031	25.170	23.482	24.599	1'33.282	231,4	11:41'04.098
8	24.877	29.681	24.595	33.192	1'52.345P	223,2	11:42'56.443
9	8'09.579	28.433	26.607	27.812	9'32.431P	182,1	11:52'28.874
10	20.197	25.865	23.636	24.599	1'34.297	**234,9**	11:54'03.171
11	20.084	25.793	23.492	24.648	1'34.017	229,4	11:55'37.188
12	19.983	25.207	23.330	24.374	1'32.894	231,4	11:57'10.082
13	20.320	28.854	23.670	24.582	1'37.426	230,4	11:58'47.508
14	20.021	25.941	24.752	29.840	1'40.554P	222,3	12:00'28.062
15	7'16.295	26.803	23.873	24.693	8'31.664P	227,9	12:08'59.726
16	19.949	**25.168**	23.236	24.377	1'32.730	232,9	12:10'32.456
17	19.896	25.242	23.235	24.370	1'32.743	230,4	12:12'05.199
18	**19.852**	25.209	**23.221**	**24.268**	**1'32.550**	230,9	12:13'37.749
19	19.953	25.287	23.552	24.658	1'33.450	229,4	12:15'11.199

12° 78 H. OKUBO (1'32.693)

Lap	Seg.1	Seg.2	Seg.3	Seg.4	Lap Time	km/h	Local Time
1		28.273	25.414	25.650		229,4	11:31'55.328
2	21.321	26.355	24.395	25.407	1'37.478	228,9	11:33'32.806
3	20.317	25.908	23.581	24.867	1'34.673	233,9	11:35'07.479
4	20.190	25.923	23.811	24.787	1'34.711	**237,5**	11:36'42.190
5	20.485	26.089	23.982	25.057	1'35.613	232,4	11:38'17.803
6	20.215	25.917	23.798	24.743	1'34.673	**237,5**	11:39'52.476
7	19.985	25.425	23.614	24.463	1'33.487	232,9	11:41'25.963
8	20.107	25.437	23.532	24.613	1'33.689	235,9	11:42'59.652
9	**19.938**	**25.171**	**23.356**	**24.228**	**1'32.693**	232,4	11:44'32.345
10	19.963	25.557	23.720	33.447	1'42.687P	230,9	11:46'15.032
11	10'04.259	26.267	23.945	24.517	11'18.988P	230,4	11:57'34.020
12	20.036	25.364	23.551	33.225	1'42.176	230,4	11:59'16.196
13	20.295	26.316	24.042	24.850	1'35.503	231,4	12:00'51.699
14	20.188	25.680	23.603	24.707	1'34.178	232,9	12:02'25.877

05/07/2019 P = Pits In/Out - C = Lap Time Cancelled

These data/results cannot be reproduced, stored and/or transmitted in whole or in part by any manner of electronic, mechanical, photocopying, recording, broadcasting or otherwise now known or herein after developed without the previous express consent by the copyright owner, except for reproduction in daily press and regular printed publications on sale to the public within 60 days of the event related to those data/results and always provided that copyright symbol appears together as follows below.
© DORNA WSBK ORGANIZATION Srl 2019

PIRELLI Official Tyre Supplier
TISSOT SWISS WATCHES SINCE 1853 Official Timekeeper

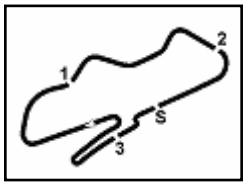

Donington Park 4.023 m

Prosecco DOC UK Round, 5-7 July 2019
Chronological Analysis Free Practice 1st Session

15	21.031	29.093	26.433	31.270	1'47.827P	218,3	12:04'13.704
16	3'22.898	26.122	31.373	30.164	4'50.557P	227,0	12:09'04.261
17	19.969	25.411	23.445	24.952	1'33.777	233,4	12:10'38.038
18	20.144	25.327	23.432	24.502	1'33.405	230,9	12:12'11.443
19	20.360	25.859	1'03.256	27.046	2'16.521	153,6	12:14'27.964
20	20.121	25.968	**23.356**	24.290	1'33.735	233,9	12:16'01.699

13° 56 P. SEBESTYEN (1'32.698)

Lap	Seg.1	Seg.2	Seg.3	Seg.4	Lap Time	km/h	Local Time
1		28.058	25.536	25.570		223,7	11:31'45.376
2	20.503	26.108	24.020	24.901	1'35.532	231,4	11:33'20.908
3	20.148	25.904	23.925	24.838	1'34.815	230,9	11:34'55.723
4	20.021	25.670	23.519	24.663	1'33.873	231,4	11:36'29.596
5	20.120	25.356	23.638	24.688	1'33.802	231,4	11:38'03.398
6	19.790	25.479	23.580	24.291	1'33.140	231,9	11:39'36.538
7	**19.780**	25.320	23.629	24.707	1'33.436	231,4	11:41'09.974
8	20.082	25.847	23.962	31.229	1'41.120P	231,4	11:42'51.094
9	9'29.159	25.939	24.098	24.721	10'43.917P	227,5	11:53'35.011
10	19.846	25.533	23.716	24.384	1'33.479	227,0	11:55'08.490
11	19.993	25.401	23.699	25.204	1'34.297	**234,4**	11:56'42.787
12	19.976	25.659	23.571	24.457	1'33.663	228,4	11:58'16.450
13	19.983	25.358	23.548	24.499	1'33.388	227,9	11:59'49.838
14	20.416	26.139	24.252	29.642	1'40.449P	229,4	12:01'30.287
15	4'56.503	30.112	25.202	24.698	6'16.515P	226,0	12:07'46.802
16	20.075	25.254	**23.364**	24.321	1'33.014	229,9	12:09'19.816
17	20.183	26.129	23.965	24.472	1'34.749	229,4	12:10'54.565
18	19.959	25.668	24.241	24.569	1'34.437	225,6	12:12'29.002
19	19.822	25.246	23.484	**24.188**	1'32.740	231,4	12:14'01.742
20	19.783	**25.245**	23.365	24.305	**1'32.698**	230,9	12:15'34.440

14° 94 C. PEROLARI (1'32.812)

Lap	Seg.1	Seg.2	Seg.3	Seg.4	Lap Time	km/h	Local Time
1		27.505	25.008	25.376		229,9	11:31'44.821
2	20.705	25.995	23.963	24.879	1'35.542	232,4	11:33'20.363
3	20.380	25.916	23.735	24.321	1'34.352	232,9	11:34'54.715
4	20.306	25.662	23.704	24.437	1'34.109	234,4	11:36'28.824
5	20.158	25.504	23.684	24.095	1'33.441	232,9	11:38'02.265
6	20.141	25.404	23.562	24.113	1'33.220	233,9	11:39'35.485
7	20.153	25.560	23.742	24.328	1'33.783	**235,9**	11:41'09.268
8	23.122	27.718	24.626	29.640	1'45.106P	216,9	11:42'54.374
9	7'59.094	25.909	23.881	24.532	9'13.416P	230,9	11:52'07.790
10	20.121	25.409	23.510	24.034	1'33.074	232,9	11:53'40.864
11	20.002	25.426	23.586	**23.934**	1'32.948	233,4	11:55'13.812
12	20.100	25.453	26.037	25.541	1'37.131	178,5	11:56'50.943
13	**19.880**	25.474	23.429	24.029	**1'32.812**	233,9	11:58'23.755
14	21.183	26.388	24.644	27.796	1'40.011P	227,5	12:00'03.766
15	4'19.576	27.915	26.464	29.132	5'43.087P	225,6	12:05'46.853
16	20.652	26.147	24.295	24.601	1'35.695	229,4	12:07'22.548
17	20.204	25.480	25.318	27.803	1'38.805	233,9	12:09'01.353
18	20.002	**25.371**	23.487	28.757	1'37.617P	234,4	12:10'38.970
19	40.068	26.658	24.790	24.884	1'56.400P	216,5	12:12'35.370
20	19.936	25.967	26.183	25.808	1'37.894	215,6	12:14'13.264
21	20.050	25.482	**23.377**	24.282	1'33.191	234,9	12:15'46.455

15° 47 R. HARTOG (1'32.886)

Lap	Seg.1	Seg.2	Seg.3	Seg.4	Lap Time	km/h	Local Time
1		28.770	25.695	26.133		**231,9**	11:31'48.174
2	21.355	27.264	24.668	25.721	1'39.008	**231,9**	11:33'27.182
3	20.666	26.262	24.170	25.105	1'36.203	230,9	11:35'03.385
4	20.594	25.786	23.746	25.115	1'35.241	228,4	11:36'38.626
5	20.749	25.885	24.086	24.917	1'35.637	229,9	11:38'14.263
6	20.290	25.722	23.651	24.595	1'34.258	229,9	11:39'48.521
7	20.682	27.434	26.247	30.715	1'45.078P	202,3	11:41'33.599
8	4'49.320	26.253	23.764	24.901	6'04.238P	229,9	11:47'37.837
9	20.680	26.054	24.377	24.678	1'35.789	226,5	11:49'13.626
10	20.481	25.683	24.067	25.296	1'35.527	227,0	11:50'49.153
11	20.441	25.902	24.013	24.766	1'35.122	227,5	11:52'24.275
12	20.258	25.626	23.813	24.778	1'34.475	228,4	11:53'58.750
13	20.130	25.472	23.562	24.679	1'33.843	228,4	11:55'32.593
14	20.287	25.480	24.022	29.115	1'38.904P	230,9	11:57'11.497
15	8'42.896	26.640	24.580	25.499	9'59.615P	225,1	12:07'11.112
16	20.368	25.949	23.869	25.325	1'35.511	227,9	12:08'46.623
17	20.474	25.815	23.749	24.496	1'34.534	228,9	12:10'21.157
18	20.098	25.376	23.567	24.723	1'33.764	228,4	12:11'54.921
19	20.085	**25.227**	23.508	24.431	1'33.251	229,4	12:13'28.172
20	**20.015**	25.304	**23.330**	**24.237**	**1'32.886**	229,9	12:15'01.058

16° 84 L. CRESSON (1'33.365)

Lap	Seg.1	Seg.2	Seg.3	Seg.4	Lap Time	km/h	Local Time
1		28.980	29.482	27.550		227,5	11:32'01.293
2	20.899	26.683	24.440	25.650	1'37.672	233,4	11:33'38.965
3	20.804	26.208	24.282	25.155	1'36.449	232,9	11:35'15.414
4	20.513	26.187	24.049	24.978	1'35.727	233,4	11:36'51.141
5	20.243	25.763	23.894	24.829	1'34.729	234,9	11:38'25.870
6	20.380	25.867	24.072	24.738	1'35.057	233,4	11:40'00.927
7	22.896	25.954	23.946	24.883	1'37.679	234,9	11:41'38.606
8	20.181	25.732	23.777	24.546	1'34.236	234,9	11:43'12.842
9	20.831	26.048	24.325	27.463	1'38.667P	227,9	11:44'51.509
10	7'20.818	26.429	26.901	27.135	8'41.283P	178,5	11:53'32.792
11	20.239	26.050	24.065	24.691	1'35.045	228,9	11:55'07.837
12	20.308	**25.536**	23.769	24.754	1'34.367	232,4	11:56'42.204
13	21.254	25.751	23.513	24.599	1'35.117	234,9	11:58'17.321
14	**19.959**	25.679	23.699	**24.336**	1'33.673	232,9	11:59'50.994
15	20.028	25.725	23.673	24.478	1'33.904	237,5	12:01'24.898
16	22.122	26.163	24.095	24.610	1'36.990	230,4	12:03'01.888
17	20.118	25.712	23.903	24.557	1'34.290	231,4	12:04'36.178
18	21.044	26.796	24.184	28.281	1'40.305P	227,5	12:06'16.483
19	3'58.273	29.059	25.811	25.534	5'18.677P	216,1	12:11'35.160
20	20.028	25.762	**23.466**	24.413	1'33.669	234,9	12:13'08.829
21	20.078	25.579	23.521	24.740	1'33.918	**238,0**	12:14'42.747
22	19.992	25.545	23.475	24.353	**1'33.365**	234,9	12:16'16.112

17° 10 N. CALERO (1'33.995)

Lap	Seg.1	Seg.2	Seg.3	Seg.4	Lap Time	km/h	Local Time
1		28.174	25.279	31.381		229,4	11:32'01.302
2	21.221	27.112	24.892	25.756	1'38.981	224,2	11:33'40.283
3	20.584	26.875	24.628	25.233	1'37.320	228,4	11:35'17.603
4	20.660	26.391	24.424	25.067	1'36.542	227,9	11:36'54.145
5	20.611	26.144	24.211	24.890	1'35.856	229,4	11:38'30.001
6	20.109	25.869	26.053	28.408	1'40.439	228,4	11:40'10.440
7	20.541	26.024	24.644	25.518	1'36.727	232,4	11:41'47.167
8	21.346	26.822	24.803	25.188	1'38.159	228,9	11:43'25.326
9	20.231	25.817	24.045	24.853	1'34.946	229,4	11:45'00.272
10	20.748	26.859	24.878	28.038	1'40.523P	227,5	11:46'40.795
11	7'53.924	28.657	24.952	25.332	9'12.865P	216,9	11:55'53.660
12	20.235	26.656	26.418	29.038	1'42.347	209,8	11:57'36.007
13	20.302	25.502	23.895	29.070	1'38.769	232,9	11:59'14.776
14	21.416	26.356	24.397	25.020	1'37.189	229,4	12:00'51.965
15	20.361	25.660	**23.506**	**24.635**	1'34.162	**233,9**	12:02'26.127
16	21.085	27.160	25.432	29.683	1'43.360P	219,6	12:04'09.487
17	3'27.431	26.141	26.636	32.374	4'52.582P	226,5	12:09'02.069
18	20.534	26.059	24.141	25.461	1'36.195	230,9	12:10'38.264
19	20.238	**25.301**	23.540	24.916	**1'33.995**	231,9	12:12'12.259
20	**20.071**	25.612	27.229	27.751	1'40.663	228,9	12:13'52.922
21	20.117	25.534	23.698	24.770	1'34.119	231,9	12:15'27.041

05/07/2019 P = Pits In/Out - C = Lap Time Cancelled

These data/results cannot be reproduced, stored and/or transmitted in whole or in part by any manner of electronic, mechanical, photocopying, recording, broadcasting or otherwise now known or herein after developed without the previous express consent by the copyright owner, except for reproduction in daily press and regular printed publications on sale to the public within 60 days of the event related to those data/results and always provided that copyright symbol appears together as follows below.
© DORNA WSBK ORGANIZATION Srl 2019

PIRELLI Official Tyre Supplier
TISSOT SWISS WATCHES SINCE 1853 Official Timekeeper

SUPERSPORT FIM WORLD CHAMPIONSHIP

1.5

WorldSSP

102/08

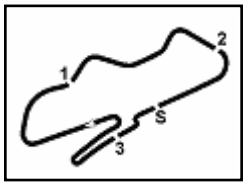

Donington Park 4.023 m

Prosecco DOC UK Round, 5-7 July 2019

Chronological Analysis Free Practice 1st Session

18° 95 J. DANILO (1'34.494)

Lap	Seg.1	Seg.2	Seg.3	Seg.4	Lap Time	km/h	Local Time
1		28.166	25.523	25.836		228,4	11:31'47.360
2	21.078	26.994	24.659	25.114	1'37.845	230,4	11:33'25.205
3	20.831	26.638	24.414	25.867	1'37.750	228,9	11:35'02.955
4	20.924	27.719	24.375	24.602	1'37.620	230,9	11:36'40.575
5	20.559	26.446	24.170	25.191	1'36.366	230,9	11:38'16.941
6	20.526	27.348	24.094	27.843	1'39.811	234,4	11:39'56.752
7	22.443	27.539	24.614	32.481	1'47.077P	229,4	11:41'43.829
8	7'55.472	26.938	24.332	25.496	9'12.238P	227,9	11:50'56.067
9	22.095	26.623	24.017	25.048	1'37.783	230,9	11:52'33.850
10	20.685	26.930	24.040	39.431	1'51.086P	**237,0**	11:54'24.936
11	6'51.789	26.478	24.885	25.343	8'08.495P	230,4	12:02'33.431
12	20.691	26.434	24.001	24.967	1'36.093	230,9	12:04'09.524
13	20.499	26.227	24.137	24.923	1'35.786	228,9	12:05'45.310
14	20.544	26.282	24.177	24.707	1'35.710	228,4	12:07'21.020
15	20.490	26.082	24.155	24.851	1'35.578	228,9	12:08'56.598
16	20.493	26.124	24.053	34.305	1'44.975	229,9	12:10'41.573
17	**20.188**	25.885	23.977	25.830	1'35.880	231,4	12:12'17.453
18	20.325	25.882	23.876	24.562	1'34.645	231,9	12:13'52.098
19	20.334	**25.835**	**23.845**	**24.480**	**1'34.494**	229,9	12:15'26.592

19° 74 J. VAN SIKKELERUS (1'34.530)

Lap	Seg.1	Seg.2	Seg.3	Seg.4	Lap Time	km/h	Local Time
1		28.878	25.922	27.926		218,7	11:32'26.248
2	21.401	27.596	25.178	26.250	1'40.425	228,9	11:34'06.673
3	21.083	26.900	24.643	25.177	1'37.803	226,0	11:35'44.476
4	21.575	28.699	24.273	25.202	1'39.749	**231,9**	11:37'24.225
5	20.510	26.211	24.164	24.969	1'35.854	230,4	11:39'00.079
6	20.686	26.287	24.061	24.903	1'35.937	228,9	11:40'36.016
7	21.065	27.016	24.747	28.609	1'41.437P	224,6	11:42'17.453
8	9'01.765	26.774	24.316	25.548	10'18.403P	229,9	11:52'35.856
9	20.501	26.106	24.065	25.287	1'35.959	230,4	11:54'11.815
10	20.782	26.514	24.187	31.213	1'42.696	229,9	11:55'54.511
11	20.738	25.896	23.994	**24.781**	1'35.409	225,6	11:57'29.920
12	20.299	25.797	23.753	24.884	1'34.733	**231,9**	11:59'04.653
13	20.420	**25.705**	23.749	25.027	1'34.901	231,4	12:00'39.554
14	22.140	26.883	24.509	29.574	1'43.106P	225,6	12:02'22.660
15	5'20.783	27.744	25.408	28.289	6'42.224P	221,9	12:09'04.884
16	20.309	25.861	23.843	24.821	1'34.834	230,9	12:10'39.718
17	**20.239**	25.736	**23.699**	24.856	**1'34.530**	**231,9**	12:12'14.248
18	20.281	25.735	23.960	24.922	1'34.898	231,4	12:13'49.146

20° 22 F. FULIGNI (1'34.631)

Lap	Seg.1	Seg.2	Seg.3	Seg.4	Lap Time	km/h	Local Time
1		28.842	25.908	26.298		229,9	11:31'47.719
2	21.589	27.393	25.049	25.597	1'39.628	234,4	11:33'27.347
3	21.340	26.797	24.673	25.586	1'38.396	233,9	11:35'05.743
4	20.977	26.593	24.489	24.944	1'37.003	**236,4**	11:36'42.746
5	20.650	26.379	24.331	33.683	1'45.043C	235,9	11:38'27.789
6	24.390	26.714	24.989	25.402	1'41.495	225,6	11:40'09.284
7	21.100	26.457	24.697	25.396	1'37.650	233,4	11:41'46.934
8	21.082	26.315	24.460	24.869	1'36.726	234,4	11:43'23.660
9	20.774	26.123	24.580	24.419	1'35.896	231,4	11:44'59.556
10	20.771	26.644	24.535	28.100	1'40.050P	233,4	11:46'39.606
11	4'50.468	26.961	25.082	24.972	6'07.483P	231,9	11:52'47.089
12	20.860	26.242	24.462	24.655	1'36.219	232,9	11:54'23.308
13	20.469	26.188	25.067	24.912	1'36.636	233,9	11:55'59.944
14	20.508	26.088	24.153	24.644	1'35.393	234,9	11:57'35.337
15	21.575	26.286	**24.033**	29.986	1'41.880P	235,4	11:59'17.217
16	4'26.546	27.077	24.566	25.039	5'43.228P	230,9	12:05'00.445
17	20.621	26.577	24.342	24.412	1'35.952	230,9	12:06'36.397
18	20.416	26.294	24.370	24.647	1'35.727	234,4	12:08'12.124
19	20.331	26.030	24.251	24.649	1'35.261	232,9	12:09'47.385
20	**20.180**	25.967	24.074	**24.410**	**1'34.631**	234,4	12:11'22.016
21	20.332	26.341	24.812	24.671	1'36.156	233,9	12:12'58.172
22	20.234	28.346	25.685	27.190	1'41.455	214,4	12:14'39.627
23	20.410	**25.834**	24.052	24.489	1'34.785	235,4	12:16'14.412

21° 30 G. VAN STRAALEN (1'34.868)

Lap	Seg.1	Seg.2	Seg.3	Seg.4	Lap Time	km/h	Local Time
1		28.361	24.963	26.359		229,4	11:31'49.635
2	21.262	26.630	24.696	25.632	1'38.220	**235,4**	11:33'27.855
3	20.890	26.948	24.548	25.063	1'37.449	234,4	11:35'05.304
4	20.563	26.009	24.280	**24.752**	1'35.604	231,9	11:36'40.908
5	20.484	26.642	24.240	25.132	1'36.498	230,4	11:38'17.406
6	20.362	26.004	24.148	25.464	1'35.978	233,9	11:39'53.384
7	20.463	25.823	23.707	28.677	1'38.670P	230,9	11:41'32.054
8	4'53.281	26.382	24.184	25.531	6'09.378P	227,9	11:47'41.432
9	20.518	26.012	23.887	25.039	1'35.456	229,9	11:49'16.888
10	20.426	25.803	24.080	25.242	1'35.551	229,4	11:50'52.439
11	20.380	**25.623**	24.192	24.956	1'35.151	231,4	11:52'27.590
12	20.629	26.412	24.379	25.190	1'36.610	229,4	11:54'04.200
13	20.253	25.787	24.046	25.034	1'35.120	230,4	11:55'39.320
14	**20.245**	25.650	23.824	25.149	**1'34.868**	231,4	11:57'14.188
15	20.569	26.225	23.773	28.542	1'39.109P	231,9	11:58'53.297
16	6'41.365	27.407	24.124	27.781	8'00.677P	229,9	12:06'53.974
17	21.097	25.890	24.007	25.719	1'36.713	228,4	12:08'30.687
18	20.751	25.859	23.943	24.879	1'35.432	229,4	12:10'06.119
19	20.635	25.795	23.851	25.053	1'35.334	228,9	12:11'41.453
20	20.481	26.897	24.447	25.290	1'37.115	228,4	12:13'18.568
21	20.398	26.540	**23.699**	26.542	1'37.179	231,9	12:14'55.747
22	20.550	25.763	23.932	25.198	1'35.443	229,9	12:16'31.190

22° 66 A. TOLEDO (1'36.292)

Lap	Seg.1	Seg.2	Seg.3	Seg.4	Lap Time	km/h	Local Time
1		31.170	26.871	27.459		213,5	11:31'54.932
2	22.566	28.421	25.862	26.580	1'43.429	223,2	11:33'38.361
3	21.922	27.689	24.997	26.083	1'40.691	216,5	11:35'19.052
4	21.342	27.232	24.626	25.457	1'38.657	227,0	11:36'57.709
5	21.150	26.863	24.743	25.797	1'38.553	227,0	11:38'36.262
6	21.554	27.037	24.575	25.915	1'39.081	226,5	11:40'15.343
7	21.047	26.936	24.807	25.571	1'38.361	227,5	11:41'53.704
8	20.856	26.392	24.860	25.434	1'37.542	227,9	11:43'31.246
9	21.208	26.477	24.691	29.375	1'41.751P	227,0	11:45'12.997
10	6'02.289	27.368	24.863	25.714	7'20.234P	226,5	11:52'33.231
11	20.944	26.904	24.718	25.552	1'38.118	223,7	11:54'11.349
12	20.755	26.541	24.360	25.515	1'37.171	227,9	11:55'48.520
13	20.643	26.447	24.462	25.279	1'36.831	226,0	11:57'25.351
14	20.758	26.750	24.391	25.294	1'37.193	226,0	11:59'02.544
15	20.693	26.384	24.274	25.337	1'36.688	229,4	12:00'39.232
16	20.551	**26.197**	**24.040**	29.446	1'40.234P	229,4	12:02'19.466
17	4'05.149	27.616	24.673	25.421	5'22.859P	227,0	12:07'42.325
18	20.877	26.530	24.387	**25.205**	1'36.999	226,5	12:09'19.324
19	**20.459**	26.642	24.217	25.393	1'36.711	**230,9**	12:10'56.035
20	20.529	26.275	24.171	25.317	**1'36.292**	230,4	12:12'32.327
21	20.763	26.384	24.367	25.383	1'36.897	229,4	12:14'09.224
22	20.951	26.381	24.215	29.234	1'40.781P	228,4	12:15'50.005

23° 4 C. STANGE (1'36.327)

Lap	Seg.1	Seg.2	Seg.3	Seg.4	Lap Time	km/h	Local Time
1		30.072	27.389	26.917		207,7	11:32'05.380
2	22.406	28.706	25.862	25.546	1'42.520	224,6	11:33'47.900
3	22.098	27.376	25.422	25.698	1'40.594	223,2	11:35'28.494
4	21.144	27.238	25.069	25.449	1'38.900	222,3	11:37'07.394
5	21.770	27.434	24.954	25.955	1'40.113	227,5	11:38'47.507

05/07/2019 P = Pits In/Out - C = Lap Time Cancelled

These data/results cannot be reproduced, stored and/or transmitted in whole or in part by any manner of electronic, mechanical, photocopying, recording, broadcasting or otherwise now known or herein after developed without the previous express consent by the copyright owner, except for reproduction in daily press and regular printed publications on sale to the public within 60 days of the event related to those data/results and always provided that copyright symbol appears together as follows below.
© DORNA WSBK ORGANIZATION Srl 2019

PIRELLI Official Tyre Supplier

TISSOT SWISS WATCHES SINCE 1853 Official Timekeeper

Prosecco DOC UK Round, 5-7 July 2019
Chronological Analysis Free Practice 1st Session

6	21.372	27.523	24.961	25.539	1'39.395	220,9	11:40'26.902
7	21.255	27.168	24.744	28.894	1'42.061P	224,6	11:42'08.963
8	9'05.983	27.434	24.649	25.396	10'23.462P	222,3	11:52'32.425
9	21.008	27.113	24.542	25.249	1'37.912	228,9	11:54'10.337
10	20.576	26.751	24.352	25.152	1'36.831	227,9	11:55'47.168
11	20.577	26.818	24.380	25.128	1'36.903	228,9	11:57'24.071
12	21.028	26.847	24.548	25.087	1'37.510	223,2	11:59'01.581
13	20.868	**26.504**	24.233	28.964	1'40.569P	229,9	12:00'42.150
14	5'41.675	27.651	24.666	25.411	6'59.403P	223,2	12:07'41.553
15	20.981	26.586	24.287	**24.962**	1'36.816	223,7	12:09'18.369
16	20.876	26.725	24.389	25.081	1'37.071	226,0	12:10'55.440
17	20.540	26.597	**23.927**	25.263	**1'36.327**	**230,4**	12:12'31.767
18	**20.431**	26.650	24.094	25.224	1'36.399	228,4	12:14'08.166
19	20.983	26.622	24.266	25.189	1'37.060	224,6	12:15'45.226

24° — **53 G. SCONZA (1'37.941)**

Lap	Seg.1	Seg.2	Seg.3	Seg.4	Lap Time	km/h	Local Time
1		30.911	26.906	28.046		218,7	11:31'57.557
2	23.309	28.565	25.695	26.892	1'44.461	225,6	11:33'42.018
3	22.342	28.512	25.718	26.821	1'43.393	225,6	11:35'25.411
4	23.022	28.447	25.677	26.161	1'43.307	224,6	11:37'08.718
5	22.059	27.795	25.264	26.345	1'41.463	223,7	11:38'50.181
6	22.412	27.797	25.062	25.821	1'41.092	219,6	11:40'31.273
7	21.848	27.475	25.118	25.855	1'40.296	225,1	11:42'11.569
8	21.958	27.951	24.710	25.616	1'40.235	227,0	11:43'51.804
9	21.851	27.402	24.799	30.019	1'44.071P	223,7	11:45'35.875
10	8'07.131	28.552	25.210	25.879	9'26.772P	218,7	11:55'02.647
11	21.881	27.370	24.750	26.005	1'40.006	224,2	11:56'42.653
12	21.839	26.915	24.537	26.646	1'39.937	225,1	11:58'22.590
13	22.148	27.376	24.692	25.734	1'39.950	224,2	12:00'02.540
14	21.839	27.035	24.803	25.518	1'39.195	226,0	12:01'41.735
15	21.518	27.302	24.579	25.448	1'38.847	227,5	12:03'20.582
16	21.614	27.160	24.974	25.866	1'39.614	223,7	12:05'00.196
17	21.638	26.996	24.583	25.629	1'38.846	226,5	12:06'39.042
18	21.724	27.297	24.607	25.448	1'39.076	227,9	12:08'18.118
19	**21.298**	26.959	25.005	**25.244**	1'38.506	224,6	12:09'56.624
20	22.066	30.229	24.965	35.859	1'53.119P	224,2	12:11'49.743
21	1'36.455	27.077	24.526	25.717	2'53.775P	227,0	12:14'43.518
22	21.353	**26.789**	**24.241**	25.558	**1'37.941**	**229,4**	12:16'21.459

25° — **40 A. GYORFI (1'38.963)**

Lap	Seg.1	Seg.2	Seg.3	Seg.4	Lap Time	km/h	Local Time
1		30.562	27.325	29.407		200,8	11:32'02.065
2	22.420	28.389	26.506	27.090	1'44.405	218,3	11:33'46.470
3	22.167	29.927	25.819	26.625	1'44.538	220,5	11:35'31.008
4	21.659	27.891	25.530	26.180	1'41.260	225,1	11:37'12.268
5	21.614	27.712	25.358	26.101	1'40.785	223,7	11:38'53.053
6	21.483	27.719	25.123	26.046	1'40.371	**227,9**	11:40'33.424
7	21.239	27.311	25.138	25.835	1'39.523	225,6	11:42'12.947
8	21.246	27.749	25.170	30.750	1'44.915P	223,2	11:43'57.862
9	4'13.852	29.938	31.430	28.673	5'43.893P	156,7	11:49'41.755
10	22.701	35.636	25.971	26.224	1'50.532	220,9	11:51'32.287
11	21.269	27.314	25.172	**25.734**	1'39.489	223,2	11:53'11.776
12	21.116	27.345	25.312	25.774	1'39.547	223,7	11:54'51.323
13	22.161	32.703	27.508	34.624	1'56.996P	197,5	11:56'48.319
14	4'08.900	33.569	26.170	29.720	5'38.359P	213,1	12:02'26.678
15	21.500	27.454	25.296	26.179	1'40.429	218,7	12:04'07.107
16	21.397	27.451	25.454	26.404	1'40.706	217,4	12:05'47.813
17	21.592	35.538	31.270	31.554	1'59.954	184,3	12:07'47.767
18	21.433	27.179	25.094	26.012	1'39.718	221,4	12:09'27.485
19	24.746	33.191	27.486	26.305	1'51.728	200,4	12:11'19.213
20	21.212	28.554	25.464	27.329	1'42.559	226,0	12:13'01.772
21	**20.999**	27.048	27.159	27.499	1'42.705	170,3	12:14'44.477
22	21.288	**27.030**	**24.770**	25.875	**1'38.963**	**227,9**	12:16'23.440

26° — **67 G. MATERN (1'39.629)**

Lap	Seg.1	Seg.2	Seg.3	Seg.4	Lap Time	km/h	Local Time
1		30.445	27.190	27.380		215,2	11:32'30.710
2	22.835	28.509	26.079	27.022	1'44.445	220,5	11:34'15.155
3	22.219	28.391	25.606	27.055	1'43.271	221,4	11:35'58.426
4	22.138	28.152	25.849	26.951	1'43.090	219,6	11:37'41.516
5	22.185	27.829	25.950	26.497	1'42.461	221,9	11:39'23.977
6	21.734	27.815	25.512	26.590	1'41.651	216,1	11:41'05.628
7	21.749	27.769	25.415	26.618	1'41.551	**224,2**	11:42'47.179
8	21.663	27.936	25.469	25.960	1'41.028	220,5	11:44'28.207
9	21.849	29.848	25.326	32.262	1'49.285P	222,3	11:46'17.492
10	5'10.244	28.444	25.873	26.944	6'31.505P	220,0	11:52'48.997
11	21.735	28.038	25.254	26.443	1'41.470	221,4	11:54'30.467
12	21.728	27.759	25.205	26.301	1'40.993	220,9	11:56'11.460
13	21.590	27.332	25.080	26.202	1'40.204	222,8	11:57'51.664
14	21.432	27.304	25.059	**25.834**	**1'39.629**	220,9	11:59'31.293
15	**21.283**	**27.168**	**25.023**	26.183	1'39.657	222,3	12:01'10.950
16	21.866	27.703	26.208	31.165	1'46.942P	221,9	12:02'57.892
17	5'16.566	27.956	25.748	26.766	6'37.036P	220,0	12:09'34.928
18	21.821	28.053	25.687	27.259	1'42.820	220,9	12:11'17.748
19	21.685	28.464	25.609	26.197	1'41.955	222,8	12:12'59.703
20	21.972	27.926	25.588	29.942	1'45.428P	222,8	12:14'45.131

27° — **11 K. SMITH**

Lap	Seg.1	Seg.2	Seg.3	Seg.4	Lap Time	km/h	Local Time
1		27.773	25.004	**25.941**		227,0	11:31'45.978
2	**20.510**	**26.646**	**23.931**	1'34.576	2'45.663P	**233,4**	11:34'31.641

05/07/2019 P = Pits In/Out - C = Lap Time Cancelled

These data/results cannot be reproduced, stored and/or transmitted in whole or in part by any manner of electronic, mechanical, photocopying, recording, broadcasting or otherwise now known or herein after developed without the previous express consent by the copyright owner, except for reproduction in daily press and regular printed publications on sale to the public within 60 days of the event related to those data/results and always provided that copyright symbol appears together as follows below.
© DORNA WSBK ORGANIZATION Srl 2019

PIRELLI Official Tyre Supplier
TISSOT SWISS WATCHES SINCE 1853 Official Timekeeper