

## Prosecco DOC UK Round, 5-7 July 2019

### Results Warm Up

No.	Rider	Nat	Team	Bike	Class	Time	Gap	Rel.	Laps	Speed	
										Avg	Max
1	16 J. CLUZEL	FRA	GMT94 YAMAHA	Yamaha YZF R6		<b>1'31.141</b>			8	158,905	<b>243,9</b>
2	64 F. CARICASULO	ITA	BARDAHL Evan Bros. WorldSSP Team	Yamaha YZF R6		<b>1'31.265</b>	0.124	0.124	9	158,690	<b>246,7</b>
3	21 R. KRUMMENACHER	SUI	BARDAHL Evan Bros. WorldSSP Team	Yamaha YZF R6		<b>1'31.277</b>	0.136	0.012	9	158,669	<b>241,2</b>
4	44 L. MAHIAS	FRA	Kawasaki Puccetti Racing	Kawasaki ZX-6R		<b>1'31.452</b>	0.311	0.175	8	158,365	<b>241,2</b>
5	32 I. VINALES	ESP	Kallio Racing	Yamaha YZF R6		<b>1'31.544</b>	0.403	0.092	9	158,206	<b>245,0</b>
6	38 H. SOOMER	EST	MPM WILSport Racedays	Honda CBR600RR		<b>1'31.549</b>	0.408	0.005	9	158,197	<b>240,1</b>
7	3 R. DE ROSA	ITA	MV AGUSTA Reparto Corse	MV Agusta F3 675		<b>1'31.729</b>	0.588	0.180	9	157,887	<b>247,3</b>
8	36 T. GRADINGER	AUT	Kallio Racing	Yamaha YZF R6		<b>1'31.777</b>	0.636	0.048	9	157,804	<b>243,9</b>
9	78 H. OKUBO	JPN	Kawasaki Puccetti Racing	Kawasaki ZX-6R		<b>1'31.799</b>	0.658	0.022	8	157,766	<b>242,8</b>
10	86 A. BADOVINI	ITA	Team Pedercini Racing	Kawasaki ZX-6R		<b>1'31.896</b>	0.755	0.097	9	157,600	<b>239,1</b>
11	11 K. SMITH	GBR	Team Pedercini Racing	Kawasaki ZX-6R	ESS	<b>1'31.935</b>	0.794	0.039	9	157,533	<b>243,9</b>
12	94 C. PEROLARI	FRA	GMT94 YAMAHA	Yamaha YZF R6		<b>1'31.988</b>	0.847	0.053	7	157,442	<b>240,7</b>
13	2 B. JONES	GBR	Appleyard Macadam Integro	Yamaha YZF R6		<b>1'32.228</b>	1.087	0.240	9	157,033	<b>243,4</b>
14	56 P. SEBESTYEN	HUN	CIA Landlord Insurance Honda	Honda CBR600RR		<b>1'32.652</b>	1.511	0.424	9	156,314	<b>240,1</b>
15	10 N. CALERO	ESP	Orelac Racing VerdNatura	Kawasaki ZX-6R		<b>1'32.696</b>	1.555	0.044	7	156,240	<b>241,2</b>
16	84 L. CRESSON	BEL	Kallio Racing	Yamaha YZF R6		<b>1'32.737</b>	1.596	0.041	9	156,171	<b>244,5</b>
17	47 R. HARTOG	NED	Team Hartog - Against Cancer	Kawasaki ZX-6R		<b>1'32.955</b>	1.814	0.218	8	155,804	<b>235,4</b>
18	14 J. KENNEDY	IRL	Appleyard Macadam Integro	Yamaha YZF R6		<b>1'33.067</b>	1.926	0.112	2	155,617	<b>243,9</b>
19	30 G. VAN STRAALEN	NED	EAB Racing Team	Kawasaki ZX-6R		<b>1'33.235</b>	2.094	0.168	9	155,337	<b>243,4</b>
20	95 J. DANILO	FRA	CIA Landlord Insurance Honda	Honda CBR600RR		<b>1'33.247</b>	2.106	0.012	7	155,317	<b>241,7</b>
21	4 C. STANGE	GER	GEMAR - Ciociaria Corse WorldSSP Team	Honda CBR600RR		<b>1'33.442</b>	2.301	0.195	8	154,992	<b>238,0</b>
22	74 J. VAN SIKKELERUS	NED	MPM WILSport Racedays	Honda CBR600RR		<b>1'33.540</b>	2.399	0.098	9	154,830	<b>238,5</b>
23	22 F. FULIGNI	ITA	MV AGUSTA Reparto Corse	MV Agusta F3 675		<b>1'33.577</b>	2.436	0.037	9	154,769	<b>242,8</b>
24	66 A. TOLEDO	ESP	MS Racing	Yamaha YZF R6		<b>1'34.536</b>	3.395	0.959	9	153,199	<b>240,1</b>
25	53 G. SCONZA	ITA	GEMAR - Ciociaria Corse WorldSSP Team	Honda CBR600RR		<b>1'35.530</b>	4.389	0.994	9	151,605	<b>234,9</b>
26	40 A. GYORFI	HUN	Team Toth	Yamaha YZF R6		<b>1'36.154</b>	5.013	0.624	8	150,621	<b>233,4</b>
----- Out 107% in this Session -----											
27	67 G. MATERN	FRA	Flembo Leader Team	Kawasaki ZX-6R	ESS	<b>1'38.174</b>	7.033	2.020	8	147,522	<b>231,9</b>

Qualifying Lap Time (107% of 1'31.141): 1'37.522

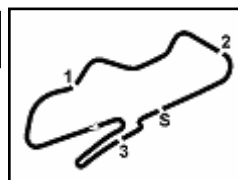
AIR	Humidity:	65%	Temp:	15°C
TRACK	Condition:	Dry	Temp:	27°C

Records	Pole (QP)	2015 K.Sofuoglu	1'29.925	161,050	Km/h
	Race (RC)	2015 J.Cluzel	1'30.425	160,160	Km/h
	All Times (QP)	2015 K.Sofuoglu	1'29.925	161,050	Km/h

Start 07/07/2019 09:25 End 09:41 The results are provisional until the end of the time limit for protests and appeals and the completion of the technical checks.

These data/results cannot be reproduced, stored and/or transmitted in whole or in part by any manner of electronic, mechanical, photocopying, recording, broadcasting or otherwise now known or herein after developed without the previous express consent by the copyright owner, except for reproduction in daily press and regular printed publications on sale to the public within 60 days of the event related to those data/results and always provided that copyright symbol appears together as follows below.

© DORNA WSBK ORGANIZATION Srl 2019



## Prosecco DOC UK Round, 5-7 July 2019

### Results Warm Up

#### Session Highlights

Local Time	No. Rider	Description
09.25.00		Start
09.25.03		WorldSSP Pit Intervention Time: 1min 03secs
09.26.21	94 C. PEROLARI	Current Lap Cancelled - Exceeded Track Limits - Turn 10
09.28.01	4 C. STANGE	Current Lap Cancelled - Exceeded Track Limits - Turn 10
09.28.13	67 G. MATERN	Current Lap Cancelled - Exceeded Track Limits - Turn 10
09.28.19	40 A. GYORFI	Current Lap Cancelled - Exceeded Track Limits - Turn 10
09.29.43	14 J. KENNEDY	Crashed - Turn 11
09.30.26	86 A. BADOVINI	Current Lap Cancelled - Exceeded Track Limits - Turn 10
09.31.21	66 A. TOLEDO	Current Lap Cancelled - Exceeded Track Limits - Turn 10
09.33.25	64 F. CARICASULO	On the Gravel - Re-Joined - Turn 1
09.36.01	84 L. CRESSON	Current Lap Cancelled - Exceeded Track Limits - Turn 10
09.37.38	4 C. STANGE	Current Lap Cancelled - Exceeded Track Limits - Turn 10
09.37.52	95 J. DANILO	Crashed - Turn 11
09.41.50		End Of Session

#### Fastest Laps Sequence

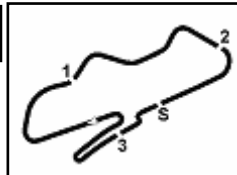
No.	Rider	Nat	Team	Bike	Local Time	Time	Gap	Avg
21	R. KRUMMENACHER	SUI	BARDAHL Evan Bros. WorldSSP Team	Yamaha YZF R6	09:28'10.585	<b>1'32.092</b>		157,264
44	L. MAHIAS	FRA	Kawasaki Puccetti Racing	Kawasaki ZX-6R	09:30'53.434	<b>1'31.851</b>	-0.241	157,677
16	J. CLUZEL	FRA	GMT94 YAMAHA	Yamaha YZF R6	09:31'01.955	<b>1'31.623</b>	-0.228	158,069
16	J. CLUZEL	FRA	GMT94 YAMAHA	Yamaha YZF R6	09:32'33.151	<b>1'31.196</b>	-0.427	158,810
16	J. CLUZEL	FRA	GMT94 YAMAHA	Yamaha YZF R6	09:35'35.920	<b>1'31.141</b>	-0.055	158,905

Start 09:25 End 09:41 The results are provisional until the end of the time limit for protests and appeals and the completion of the technical checks.

07/07/2019

These data/results cannot be reproduced, stored and/or transmitted in whole or in part by any manner of electronic, mechanical, photocopying, recording, broadcasting or otherwise now known or herein after developed without the previous express consent by the copyright owner, except for reproduction in daily press and regular printed publications on sale to the public within 60 days of the event related to those data/results and always provided that copyright symbol appears together as follows below.

© DORNA WSBK ORGANIZATION Srl 2019



## Prosecco DOC UK Round, 5-7 July 2019

### Best Sectors & Speed Warm Up

BEST LAP			
1	16 J. CLUZEL	Yamaha YZF R6	1'31.141
2	64 F. CARICASULO	Yamaha YZF R6	1'31.265
3	21 R. KRUMMENACHER	Yamaha YZF R6	1'31.277
4	44 L. MAHIAS	Kawasaki ZX-6R	1'31.452
5	32 I. VINALES	Yamaha YZF R6	1'31.544
6	38 H. SOOMER	Honda CBR600RR	1'31.549
7	3 R. DE ROSA	MV Austa F3 675	1'31.729
8	36 T. GRADINGER	Yamaha YZF R6	1'31.777
9	78 H. OKUBO	Kawasaki ZX-6R	1'31.799
10	86 A. BADOVINI	Kawasaki ZX-6R	1'31.896
11	11 K. SMITH	Kawasaki ZX-6R	1'31.935
12	94 C. PEROLARI	Yamaha YZF R6	1'31.988
13	2 B. JONES	Yamaha YZF R6	1'32.228
14	56 P. SEBESTYEN	Honda CBR600RR	1'32.652
15	10 N. CALERO	Kawasaki ZX-6R	1'32.696
16	84 L. CRESSON	Yamaha YZF R6	1'32.737
17	47 R. HARTOG	Kawasaki ZX-6R	1'32.955
18	14 J. KENNEDY	Yamaha YZF R6	1'33.067
19	30 G. VAN STRAALEN	Kawasaki ZX-6R	1'33.235
20	95 J. DANILO	Honda CBR600RR	1'33.247
21	4 C. STANGE	Honda CBR600RR	1'33.442
22	74 J. VAN SIKKELERUS	Honda CBR600RR	1'33.540
23	22 F. FULIGNI	MV Austa F3 675	1'33.577
24	66 A. TOLEDO	Yamaha YZF R6	1'34.536
25	53 G. SCONZA	Honda CBR600RR	1'35.530
26	40 A. GYORFI	Yamaha YZF R6	1'36.154
27	67 G. MATERN	Kawasaki ZX-6R	1'38.174

SPEED			
1	3 R. DE ROSA	MV Agusta F3 675	247.3
2	64 F. CARICASULO	Yamaha YZF R6	246.7
3	32 I. VINALES	Yamaha YZF R6	245.0
4	84 L. CRESSON	Yamaha YZF R6	244.5
5	14 J. KENNEDY	Yamaha YZF R6	243.9
6	11 K. SMITH	Kawasaki ZX-6R	243.9
7	16 J. CLUZEL	Yamaha YZF R6	243.9
8	36 T. GRADINGER	Yamaha YZF R6	243.9
9	2 B. JONES	Yamaha YZF R6	243.4
10	30 G. VAN STRAALEN	Kawasaki ZX-6R	243.4
11	22 F. FULIGNI	MV Agusta F3 675	242.8
12	78 H. OKUBO	Kawasaki ZX-6R	242.8
13	95 J. DANILO	Honda CBR600RR	241.7
14	44 L. MAHIAS	Kawasaki ZX-6R	241.2
15	21 R. KRUMMENACHER	Yamaha YZF R6	241.2
16	10 N. CALERO	Kawasaki ZX-6R	241.2
17	94 C. PEROLARI	Yamaha YZF R6	240.7
18	56 P. SEBESTYEN	Honda CBR600RR	240.1
19	38 H. SOOMER	Honda CBR600RR	240.1
20	66 A. TOLEDO	Yamaha YZF R6	240.1
21	86 A. BADOVINI	Kawasaki ZX-6R	239.1
22	74 J. VAN SIKKELERUS	Honda CBR600RR	238.5
23	4 C. STANGE	Honda CBR600RR	238.0
24	47 R. HARTOG	Kawasaki ZX-6R	235.4
25	53 G. SCONZA	Honda CBR600RR	234.9
26	40 A. GYORFI	Yamaha YZF R6	233.4
27	67 G. MATERN	Kawasaki ZX-6R	231.9

SEG. 1		
1	16 J. CLUZEL	19.382
2	21 R. KRUMMENACHER	19.501
3	32 I. VINALES	19.529
4	38 H. SOOMER	19.553
5	3 R. DE ROSA	19.559
6	44 L. MAHIAS	19.592
7	36 T. GRADINGER	19.600
8	94 C. PEROLARI	19.653
9	64 F. CARICASULO	19.664
10	78 H. OKUBO	19.675
11	14 J. KENNEDY	19.688
12	11 K. SMITH	19.700
13	2 B. JONES	19.701
14	86 A. BADOVINI	19.707
15	56 P. SEBESTYEN	19.716
16	84 L. CRESSON	19.774
17	30 G. VAN STRAALEN	19.885
18	4 C. STANGE	19.915
19	95 J. DANILO	19.918
20	10 N. CALERO	19.929
21	47 R. HARTOG	19.969
22	74 J. VAN SIKKELERUS	20.024
23	22 F. FULIGNI	20.081
24	66 A. TOLEDO	20.338
25	53 G. SCONZA	20.367
26	40 A. GYORFI	20.730
27	67 G. MATERN	21.134

SEG. 2		
1	32 I. VINALES	24.729
2	16 J. CLUZEL	24.771
3	38 H. SOOMER	24.820
4	44 L. MAHIAS	24.824
5	36 T. GRADINGER	24.826
6	86 A. BADOVINI	24.849
7	3 R. DE ROSA	24.877
8	78 H. OKUBO	24.911
9	21 R. KRUMMENACHER	24.957
10	30 G. VAN STRAALEN	24.965
11	2 B. JONES	24.977
12	11 K. SMITH	24.995
13	64 F. CARICASULO	25.008
14	10 N. CALERO	25.043
15	94 C. PEROLARI	25.053
16	56 P. SEBESTYEN	25.095
17	47 R. HARTOG	25.172
18	14 J. KENNEDY	25.332
19	84 L. CRESSON	25.354
20	4 C. STANGE	25.377
21	95 J. DANILO	25.465
22	22 F. FULIGNI	25.534
23	74 J. VAN SIKKELERUS	25.638
24	66 A. TOLEDO	25.735
25	53 G. SCONZA	25.940
26	40 A. GYORFI	26.136
27	67 G. MATERN	26.857

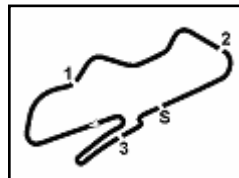
SEG. 3		
1	64 F. CARICASULO	22.798
2	16 J. CLUZEL	22.819
3	44 L. MAHIAS	22.848
4	21 R. KRUMMENACHER	22.879
5	36 T. GRADINGER	22.901
6	78 H. OKUBO	22.905
7	3 R. DE ROSA	22.906
8	2 B. JONES	22.979
9	38 H. SOOMER	22.987
10	32 I. VINALES	22.988
11	86 A. BADOVINI	23.016
12	11 K. SMITH	23.018
13	84 L. CRESSON	23.066
14	94 C. PEROLARI	23.067
15	14 J. KENNEDY	23.076
16	47 R. HARTOG	23.241
17	56 P. SEBESTYEN	23.244
18	4 C. STANGE	23.252
19	95 J. DANILO	23.314
20	66 A. TOLEDO	23.316
21	74 J. VAN SIKKELERUS	23.321
22	30 G. VAN STRAALEN	23.351
23	10 N. CALERO	23.381
24	22 F. FULIGNI	23.414
25	53 G. SCONZA	23.754
26	40 A. GYORFI	24.136
27	67 G. MATERN	24.404

SEG. 4		
1	64 F. CARICASULO	23.630
2	16 J. CLUZEL	23.791
3	3 R. DE ROSA	23.840
4	21 R. KRUMMENACHER	23.877
5	32 I. VINALES	23.912
6	11 K. SMITH	23.998
7	44 L. MAHIAS	24.028
8	38 H. SOOMER	24.031
9	94 C. PEROLARI	24.044
10	86 A. BADOVINI	24.158
11	78 H. OKUBO	24.162
12	95 J. DANILO	24.190
13	2 B. JONES	24.216
14	36 T. GRADINGER	24.243
15	56 P. SEBESTYEN	24.272
16	22 F. FULIGNI	24.284
17	4 C. STANGE	24.339
18	84 L. CRESSON	24.341
19	10 N. CALERO	24.343
20	74 J. VAN SIKKELERUS	24.434
21	47 R. HARTOG	24.544
22	14 J. KENNEDY	24.653
23	66 A. TOLEDO	24.662
24	30 G. VAN STRAALEN	24.723
25	40 A. GYORFI	25.148
26	53 G. SCONZA	25.153
27	67 G. MATERN	25.779

07/07/2019

These data/results cannot be reproduced, stored and/or transmitted in whole or in part by any manner of electronic, mechanical, photocopying, recording, broadcasting or otherwise now known or herein after developed without the previous express consent by the copyright owner, except for reproduction in daily press and regular printed publications on sale to the public within 60 days of the event related to those data/results and always provided that copyright symbol appears together as follows below.

© DORNA WSBK ORGANIZATION Srl 2019



Donington Park 4.023 m

## Prosecco DOC UK Round, 5-7 July 2019

### Ideal Times Warm Up

No.	Rider	Nat	Bike	Seg. 1	Seg. 2	Seg. 3	Seg. 4	Ideal Time		
				Diff. 1	Diff. 2	Diff. 3	Diff. 4	Best Lap	Pos.	Diff.
1	16 J. CLUZEL	FRA	Yamaha YZF R6	19.382 +0.099	24.771 +0.150	22.819 +0.129	23.791	1'30.763 1'31.141	1	0.378
2	64 F. CARICASULO	ITA	Yamaha YZF R6	19.664 +0.148	25.008 +0.017	22.798	23.630	1'31.100 1'31.265	2	0.165
3	32 I. VINALES	ESP	Yamaha YZF R6	19.529 +0.175	24.729	22.988 +0.015	23.912 +0.196	1'31.158 1'31.544	5	0.386
4	3 R. DE ROSA	ITA	MV Agusta F3 675	19.559	24.877	22.906 +0.289	23.840 +0.258	1'31.182 1'31.729	7	0.547
5	21 R. KRUMMENACHER	SUI	Yamaha YZF R6	19.501 +0.025	24.957	22.879	23.877 +0.038	1'31.214 1'31.277	3	0.063
6	44 L. MAHIAS	FRA	Kawasaki ZX-6R	19.592 +0.136	24.824	22.848 +0.017	24.028 +0.007	1'31.292 1'31.452	4	0.160
7	38 H. SOOMER	EST	Honda CBR600RR	19.553	24.820	22.987 +0.083	24.031 +0.075	1'31.391 1'31.549	6	0.158
8	36 T. GRADINGER	AUT	Yamaha YZF R6	19.600 +0.185	24.826	22.901	24.243 +0.022	1'31.570 1'31.777	8	0.207
9	78 H. OKUBO	JPN	Kawasaki ZX-6R	19.675 +0.146	24.911	22.905	24.162	1'31.653 1'31.799	9	0.146
10	11 K. SMITH	GBR	Kawasaki ZX-6R	19.700 +0.001	24.995 +0.064	23.018 +0.159	23.998	1'31.711 1'31.935	11	0.224
11	86 A. BADOVINI	ITA	Kawasaki ZX-6R	19.707 +0.160	24.849 +0.006	23.016	24.158	1'31.730 1'31.896	10	0.166
12	94 C. PEROLARI	FRA	Yamaha YZF R6	19.653 +0.103	25.053 +0.029	23.067 +0.039	24.044	1'31.817 1'31.988	12	0.171
13	2 B. JONES	GBR	Yamaha YZF R6	19.701 +0.027	24.977 +0.045	22.979 +0.003	24.216 +0.280	1'31.873 1'32.228	13	0.355
14	56 P. SEBESTYEN	HUN	Honda CBR600RR	19.716	25.095 +0.111	23.244 +0.103	24.272 +0.111	1'32.327 1'32.652	14	0.325
15	84 L. CRESSON	BEL	Yamaha YZF R6	19.774 +0.047	25.354 +0.017	23.066	24.341 +0.138	1'32.535 1'32.737	16	0.202
16	10 N. CALERO	ESP	Kawasaki ZX-6R	19.929	25.043	23.381	24.343	1'32.696 1'32.696	15	
17	14 J. KENNEDY	IRL	Yamaha YZF R6	19.688 +0.172	25.332 +0.146	23.076	24.653	1'32.749 1'33.067	18	0.318
18	4 C. STANGE	GER	Honda CBR600RR	19.915	25.377 +0.364	23.252 +0.115	24.339 +0.080	1'32.883 1'33.442	21	0.559
19	95 J. DANILO	FRA	Honda CBR600RR	19.918 +0.071	25.465 +0.201	23.314 +0.088	24.190	1'32.887 1'33.247	20	0.360
20	30 G. VAN STRAALEN	NED	Kawasaki ZX-6R	19.885 +0.204	24.965	23.351	24.723 +0.107	1'32.924 1'33.235	19	0.311
21	47 R. HARTOG	NED	Kawasaki ZX-6R	19.969 +0.029	25.172	23.241	24.544	1'32.926 1'32.955	17	0.029
22	22 F. FULIGNI	ITA	MV Agusta F3 675	20.081 +0.037	25.534 +0.184	23.414	24.284 +0.043	1'33.313 1'33.577	23	0.264
23	74 J. VAN SIKKELERUS	NED	Honda CBR600RR	20.024	25.638 +0.004	23.321 +0.049	24.434 +0.070	1'33.417 1'33.540	22	0.123
24	66 A. TOLEDO	ESP	Yamaha YZF R6	20.338 +0.057	25.735 +0.035	23.316 +0.198	24.662 +0.195	1'34.051 1'34.536	24	0.485
25	53 G. SCONZA	ITA	Honda CBR600RR	20.367 +0.005	25.940	23.754 +0.311	25.153	1'35.214 1'35.530	25	0.316
26	40 A. GYORFI	HUN	Yamaha YZF R6	20.730 +0.004	26.136	24.136	25.148	1'36.150 1'36.154	26	0.004
27	67 G. MATERN	FRA	Kawasaki ZX-6R	21.134	26.857	24.404	25.779	1'38.174 1'38.174	27	
<b>Overall Ideal Time</b>				19.382	24.729	22.798	23.630	1'30.539		

07/07/2019

These data/results cannot be reproduced, stored and/or transmitted in whole or in part by any manner of electronic, mechanical, photocopying, recording, broadcasting or otherwise now known or herein after developed without the previous express consent by the copyright owner, except for reproduction in daily press and regular printed publications on sale to the public within 60 days of the event related to those data/results and always provided that copyright symbol appears together as follows below.

© DORNA WSBK ORGANIZATION Srl 2019

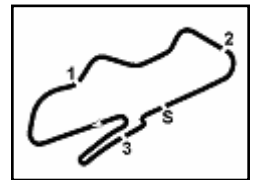
FICR PERUGIA TIMING



Official Tyre Supplier



Official Timekeeper



## Prosecco DOC UK Round, 5-7 July 2019

### Chronological Analysis Warm Up

1° 16 J. CLUZEL (1'31.141)						
Lap	Seg.1	Seg.2	Seg.3	Seg.4	Lap Time	Local Time
1		26.807	23.919	24.246		237,5 9:27'57.435
2	20.173	25.429	23.272	24.023	1'32.897	240,7 9:29'30.332
3	19.617	24.983	23.067	23.956	1'31.623	241,2 9:31'01.955
4	19.501	24.904	22.934	23.857	1'31.196	241,7 9:32'33.151
5	19.463	<b>24.771</b>	<b>22.819</b>	24.575	1'31.628	<b>243,9</b> 9:34'04.779
6	19.481	24.921	22.948	<b>23.791</b>	<b>1'31.141</b>	242,8 9:35'35.920
7	20.130	25.617	23.438	23.880	1'33.065	239,6 9:37'08.985
8	<b>19.382</b>	24.967	22.987	23.826	1'31.162	242,3 9:38'40.147
9	19.540	24.851	22.869	24.199	1'31.459	242,3 9:40'11.606

2° 64 F. CARICASULO (1'31.265)						
Lap	Seg.1	Seg.2	Seg.3	Seg.4	Lap Time	Local Time
1		27.452	23.904	24.365		243,4 9:26'40.238
2	19.855	25.261	23.105	24.419	1'32.640	<b>246,7</b> 9:28'12.878
3	19.675	25.295	23.085	27.893	1'35.948	<b>246,7</b> 9:29'48.826
4	19.983	<b>25.008</b>	23.012	24.206	1'32.209	244,5 9:31'21.035
5	19.678	25.012	23.084	23.748	1'31.522	243,4 9:32'52.557
6	47.873	27.268	23.383	24.769	2'03.293	240,7 9:34'55.850
7	19.834	25.179	23.090	23.784	1'31.887	242,8 9:36'27.737
8	19.795	25.142	23.088	24.127	1'32.152	243,9 9:37'59.889
9	<b>19.664</b>	25.240	22.900	23.844	1'31.648	241,7 9:39'31.537
10	19.812	25.025	<b>22.798</b>	<b>23.630</b>	<b>1'31.265</b>	241,2 9:41'02.802

3° 21 R. KRUMMENACHER (1'31.277)						
Lap	Seg.1	Seg.2	Seg.3	Seg.4	Lap Time	Local Time
1		27.376	23.800	24.468		239,6 9:26'38.493
2	19.827	25.246	23.142	<b>23.877</b>	1'32.092	239,6 9:28'10.585
3	19.614	25.038	23.055	25.226	1'32.933	239,1 9:29'43.518
4	19.620	24.968	23.081	24.246	1'31.915	239,1 9:31'15.433
5	19.638	25.119	22.943	23.964	1'31.664	239,6 9:32'47.097
6	19.658	25.061	23.071	23.982	1'31.772	240,7 9:34'18.869
7	19.576	25.253	23.544	28.470	1'36.843P	<b>241,2</b> 9:35'55.712
8	1'17.345	25.746	23.344	24.425	2'30.860P	239,1 9:38'26.572
9	<b>19.501</b>	24.991	22.932	24.458	1'31.882	240,1 9:39'58.454
10	19.526	<b>24.957</b>	<b>22.879</b>	23.915	<b>1'31.277</b>	240,7 9:41'29.731

4° 44 L. MAHIAS (1'31.452)						
Lap	Seg.1	Seg.2	Seg.3	Seg.4	Lap Time	Local Time
1		26.345	24.265	24.973		231,9 9:27'49.037
2	19.815	25.271	23.251	24.209	1'32.546	235,4 9:29'21.583
3	19.779	25.106	22.914	24.052	1'31.851	236,4 9:30'53.434
4	19.686	25.025	<b>22.848</b>	24.188	1'31.747	238,0 9:32'25.181
5	19.728	<b>24.824</b>	22.865	24.035	<b>1'31.452</b>	<b>241,2</b> 9:33'56.633
6	<b>19.592</b>	25.029	23.010	24.058	1'31.689	238,5 9:35'28.322
7	19.785	24.976	23.085	24.123	1'31.969	237,0 9:37'00.291
8	19.616	24.916	22.883	24.072	1'31.487	237,5 9:38'31.778
9	19.863	24.952	22.966	<b>24.028</b>	1'31.809	236,4 9:40'03.587

5° 32 I. VINALES (1'31.544)						
Lap	Seg.1	Seg.2	Seg.3	Seg.4	Lap Time	Local Time
1		26.979	23.899	24.689		237,0 9:26'44.068
2	19.926	25.149	23.372	24.320	1'32.767	238,5 9:28'16.835
3	20.097	25.025	23.191	24.317	1'32.630	241,2 9:29'49.465
4	19.718	24.932	23.188	24.337	1'32.175	241,7 9:31'21.640
5	19.554	25.073	23.261	25.239	1'33.127	<b>245,0</b> 9:32'54.767
6	19.677	24.832	23.073	24.077	1'31.659	243,4 9:34'26.426
7	19.749	24.820	23.774	24.752	1'33.095	240,1 9:35'59.521
8	19.937	24.822	23.227	<b>23.912</b>	1'31.898	240,1 9:37'31.419
9	<b>19.529</b>	25.006	<b>22.988</b>	24.127	1'31.650	241,2 9:39'03.069
10	19.704	<b>24.729</b>	23.003	24.108	<b>1'31.544</b>	241,7 9:40'34.613

6° 38 H. SOOMER (1'31.549)						
Lap	Seg.1	Seg.2	Seg.3	Seg.4	Lap Time	Local Time
1		26.953	24.454	24.517		234,9 9:26'44.834
2	20.353	25.421	23.326	24.165	1'33.265	239,1 9:28'18.099
3	19.924	25.184	23.450	24.333	1'32.891	239,1 9:29'50.990
4	19.873	25.358	23.338	24.205	1'32.774	237,5 9:31'23.764
5	19.703	24.895	<b>22.987</b>	24.105	1'31.690	238,5 9:32'55.454
6	<b>19.553</b>	<b>24.820</b>	23.070	24.106	<b>1'31.549</b>	<b>240,1</b> 9:34'27.003
7	19.579	24.828	23.234	<b>24.031</b>	1'31.672	237,5 9:35'58.675
8	20.475	25.174	23.708	24.255	1'33.612	234,9 9:37'32.287
9	19.568	25.055	23.110	24.320	1'32.053	238,0 9:39'04.340
10	19.799	24.948	23.035	24.073	1'31.855	237,0 9:40'36.195

7° 3 R. DE ROSA (1'31.729)						
Lap	Seg.1	Seg.2	Seg.3	Seg.4	Lap Time	Local Time
1		26.938	23.963	24.886		237,5 9:26'39.918
2	19.951	25.269	23.160	25.103	1'33.483	245,6 9:28'13.401
3	19.681	25.088	23.417	28.180	1'36.366	245,0 9:29'49.767
4	19.833	24.952	23.114	24.369	1'32.268	241,7 9:31'22.035
5	19.622	24.895	23.166	24.444	1'32.127	<b>247,3</b> 9:32'54.162
6	19.684	24.925	<b>22.906</b>	24.349	1'31.864	243,4 9:34'26.026
7	<b>19.559</b>	<b>24.877</b>	23.195	24.098	<b>1'31.729</b>	243,9 9:35'57.755
8	19.741	25.004	23.276	24.197	1'32.218	245,0 9:37'29.973
9	19.829	25.129	23.137	23.929	1'32.024	238,0 9:39'01.997
10	19.783	25.112	23.141	<b>23.840</b>	1'31.876	238,0 9:40'33.873

8° 36 T. GRADINGER (1'31.777)						
Lap	Seg.1	Seg.2	Seg.3	Seg.4	Lap Time	Local Time
1		27.433	24.544	25.171		239,6 9:26'41.915
2	19.988	25.362	23.465	24.335	1'33.150	241,2 9:28'15.065
3	19.743	25.146	23.103	25.453	1'33.445	239,6 9:29'48.510
4	19.873	25.146	23.058	24.789	1'32.866	242,8 9:31'21.376
5	<b>19.600</b>	25.144	23.035	24.347	1'32.126	242,8 9:32'53.502
6	19.677	25.189	22.915	24.987	1'32.768	243,4 9:34'26.270
7	19.642	24.914	23.107	<b>24.243</b>	1'31.906	<b>243,9</b> 9:35'58.176
8	19.732	24.921	23.016	24.487	1'32.156	242,8 9:37'30.332
9	19.764	26.086	23.450	24.294	1'33.594	237,0 9:39'03.926
10	19.785	<b>24.826</b>	<b>22.901</b>	24.265	<b>1'31.777</b>	239,6 9:40'35.703

9° 78 H. OKUBO (1'31.799)						
Lap	Seg.1	Seg.2	Seg.3	Seg.4	Lap Time	Local Time
1		28.291	24.499	25.846		237,5 9:26'48.292
2	20.606	25.914	23.658	25.398	1'35.576	239,6 9:28'23.868
3	20.328	25.533	23.350	24.465	1'33.676	238,0 9:29'57.544
4	20.037	25.245	23.896	29.720	1'38.898P	238,5 9:31'36.442
5	2'20.443	26.835	29.171	28.791	3'45.240P	234,9 9:35'21.682
6	19.974	25.316	23.537	24.426	1'33.253	237,0 9:36'54.935
7	19.902	25.252	23.198	24.293	1'32.645	239,1 9:38'27.580
8	<b>19.675</b>	25.110	22.969	24.446	1'32.200	240,7 9:39'59.780
9	19.821	<b>24.911</b>	<b>22.905</b>	<b>24.162</b>	<b>1'31.799</b>	<b>242,8</b> 9:41'31.579

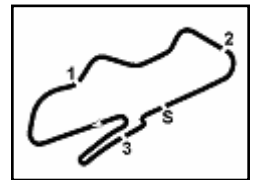
10° 86 A. BADOVINI (1'31.896)						
Lap	Seg.1	Seg.2	Seg.3	Seg.4	Lap Time	Local Time
1		26.705	23.980	25.627		233,9 9:27'22.912
2	20.023	25.331	25.142	24.771	1'35.267	236,4 9:28'58.179
3	19.887	25.265	25.714	25.602	1'36.468C	237,5 9:30'34.647
4	20.244	25.278	23.283	24.260	1'33.065	237,5 9:32'07.712
5	19.794	25.146	23.169	24.198	1'32.307	<b>239,1</b> 9:33'40.019
6	19.740	24.917	28.096	25.907	1'38.660	<b>239,1</b> 9:35'18.679
7	19.733	25.008	23.194	24.186	1'32.121	237,0 9:36'50.800
8	19.769	26.789	24.692	24.952	1'36.202	227,5 9:38'27.002

07/07/2019 P = Pits In/Out - C = Lap Time Cancelled

These data/results cannot be reproduced, stored and/or transmitted in whole or in part by any manner of electronic, mechanical, photocopying, recording, broadcasting or otherwise now known or herein after developed without the previous express consent by the copyright owner, except for reproduction in daily press and regular printed publications on sale to the public within 60 days of the event related to those data/results and always provided that copyright symbol appears together as follows below.

© DORNA WSBK ORGANIZATION Srl 2019





## Prosecco DOC UK Round, 5-7 July 2019

### Chronological Analysis Warm Up

Donington Park 4.023 m

**2 / 3**

9	<b>19.707</b>	<b>24.849</b>	23.046	24.519	1'32.121	238,5	9:39'59.123	8	20.062	25.459	23.536	24.555	1'33.612	233,9	9:40'45.962
10	19.867	24.855	<b>23.016</b>	<b>24.158</b>	<b>1'31.896</b>	<b>239,1</b>	9:41'31.019								

11° 11 K. SMITH (1'31.935)							
Lap	Seg.1	Seg.2	Seg.3	Seg.4	Lap Time	km/h	Local Time
1		26.916	23.876	25.126		240,1	9:26'39.666
2	19.976	25.259	23.168	24.541	1'32.944	242,3	9:28'12.610
3	19.711	25.316	24.439	26.084	1'35.550	241,7	9:29'48.160
4	19.850	25.299	23.119	24.222	1'32.490	239,1	9:31'20.650
5	19.723	25.348	23.315	24.138	1'32.524	<b>243,9</b>	9:32'53.174
6	19.908	25.090	<b>23.018</b>	24.150	1'32.166	239,6	9:34'25.340
7	<b>19.700</b>	<b>24.995</b>	23.267	24.105	1'32.067	239,6	9:35'57.407
8	19.749	25.114	23.470	24.467	1'32.800	237,5	9:37'30.207
9	19.801	25.016	23.257	24.005	1'32.079	239,6	9:39'02.286
10	19.701	25.059	23.177	<b>23.998</b>	<b>1'31.935</b>	238,5	9:40'34.221

16° 84 L. CRESSON (1'32.737)							
Lap	Seg.1	Seg.2	Seg.3	Seg.4	Lap Time	km/h	Local Time
1			28.412	24.995	25.291	240,7	9:26'43.083
2	20.151	25.738	23.730	24.926	1'34.545	243,4	9:28'17.628
3	20.049	25.365	23.531	24.667	1'33.612	240,1	9:29'51.240
4	19.943	25.485	23.559	24.438	1'33.425	<b>244,5</b>	9:31'24.665
5	19.851	25.464	23.800	24.675	1'33.790	240,1	9:32'58.455
6	19.946	25.390	23.086	24.403	1'32.825	241,7	9:34'31.280
7	<b>19.774</b>	<b>25.354</b>	24.198	24.598	1'33.924C	243,4	9:36'05.204
8	19.821	25.371	<b>23.066</b>	24.479	<b>1'32.737</b>	239,6	9:37'37.941
9	19.953	25.668	23.386	<b>24.341</b>	1'33.348	238,0	9:39'11.289
10	19.897	25.476	23.333	24.398	1'33.104	235,9	9:40'44.393

12° 94 C. PEROLARI (1'31.988)							
Lap	Seg.1	Seg.2	Seg.3	Seg.4	Lap Time	km/h	Local Time
1		27.086	24.277	25.028	C	237,5	9:26'39.122
2	19.985	25.459	23.081	24.283	1'32.808	240,1	9:28'11.930
3	19.808	25.274	23.269	24.234	1'32.585	239,6	9:29'44.515
4	19.756	25.082	23.106	<b>24.044</b>	<b>1'31.988</b>	239,6	9:31'16.503
5	<b>19.653</b>	<b>25.053</b>	<b>23.067</b>	25.147	1'32.920	239,6	9:32'49.423
6	27.616	25.619	25.647	24.725	1'43.607	172,5	9:34'33.030
7	20.484	25.788	23.372	24.477	1'34.121	<b>240,7</b>	9:36'07.151
8	19.897	25.544	23.280	30.696	1'39.417P	239,6	9:37'46.568

17° 47 R. HARTOG (1'32.955)							
Lap	Seg.1	Seg.2	Seg.3	Seg.4	Lap Time	km/h	Local Time
1			27.300	23.944	25.403	233,9	9:27'38.177
2	20.333	25.719	25.038	25.496	1'36.586	233,9	9:29'14.763
3	20.541	25.581	23.406	25.405	1'34.933	233,4	9:30'49.696
4	20.328	25.423	23.410	24.853	1'34.014	233,4	9:32'23.710
5	20.005	25.386	23.347	24.892	1'33.630	234,9	9:33'57.340
6	19.998	<b>25.172</b>	<b>23.241</b>	<b>24.544</b>	<b>1'32.955</b>	<b>235,4</b>	9:35'30.295
7	20.112	25.332	23.528	25.152	1'34.124	233,4	9:37'04.419
8	19.974	25.497	23.483	25.179	1'34.133	230,9	9:38'38.552
9	<b>19.969</b>	25.201	23.345	25.638	1'34.153	233,9	9:40'12.705

13° 2 B. JONES (1'32.228)							
Lap	Seg.1	Seg.2	Seg.3	Seg.4	Lap Time	km/h	Local Time
1		27.681	23.923	24.896		238,0	9:26'38.868
2	19.974	25.254	23.139	25.032	1'33.399	239,1	9:28'12.267
3	19.717	25.336	23.137	24.463	1'32.653	<b>243,4</b>	9:29'44.920
4	<b>19.701</b>	25.060	24.591	24.761	1'34.113	240,7	9:31'19.033
5	19.927	25.313	<b>22.979</b>	24.271	1'32.490	237,0	9:32'51.523
6	20.246	25.423	23.193	24.407	1'33.269	235,9	9:34'24.792
7	19.881	25.161	23.171	24.265	1'32.478	237,0	9:35'57.270
8	23.270	25.678	23.237	24.300	1'36.485	238,0	9:37'33.755
9	19.728	25.022	22.982	24.496	<b>1'32.228</b>	238,0	9:39'05.983
10	20.021	<b>24.977</b>	23.123	<b>24.216</b>	1'32.337	236,4	9:40'38.320

18° 14 J. KENNEDY (1'33.067)							
Lap	Seg.1	Seg.2	Seg.3	Seg.4	Lap Time	km/h	Local Time
1			27.300	23.950	24.951	237,0	9:26'39.346
2	19.860	25.478	<b>23.076</b>	<b>24.653</b>	<b>1'33.067</b>	243,4	9:28'12.413
3	<b>19.688</b>	<b>25.332</b>	23.123	3'40.536	4'48.679P	<b>243,9</b>	9:33'01.092

19° 30 G. VAN STRAALLEN (1'33.235)							
Lap	Seg.1	Seg.2	Seg.3	Seg.4	Lap Time	km/h	Local Time
1			27.597	27.157	26.392	237,5	9:26'52.432
2	20.607	26.154	23.996	25.664	1'36.421	240,1	9:28'28.853
3	20.324	25.305	23.609	25.077	1'34.315	240,7	9:30'03.168
4	20.285	25.578	23.659	24.924	1'34.446	<b>243,4</b>	9:31'37.614
5	20.191	25.288	23.419	24.816	1'33.714	237,5	9:33'11.328
6	20.089	<b>24.965</b>	<b>23.351</b>	<b>24.830</b>	<b>1'33.235</b>	241,2	9:34'44.563
7	19.999	25.233	23.404	<b>24.723</b>	1'33.359	239,6	9:36'17.922
8	<b>19.885</b>	25.273	23.492	25.720	1'34.370	238,0	9:37'52.292
9	20.016	25.210	23.541	24.850	1'33.617	236,4	9:39'25.909
10	20.080	25.125	23.552	24.945	1'33.702	236,4	9:40'59.611

14° 56 P. SEBESTYEN (1'32.652)							
Lap	Seg.1	Seg.2	Seg.3	Seg.4	Lap Time	km/h	Local Time
1		27.289	23.981	24.971		236,4	9:26'46.723
2	20.115	25.405	23.414	24.440	1'33.374	239,1	9:28'20.097
3	19.976	25.252	<b>23.244</b>	24.387	1'32.859	237,0	9:29'52.956
4	19.797	25.279	23.311	<b>24.272</b>	1'32.659	237,5	9:31'25.615
5	<b>19.716</b>	25.206	23.347	24.383	<b>1'32.652</b>	<b>240,1</b>	9:32'58.267
6	19.901	25.138	23.311	24.359	1'32.709	238,0	9:34'30.976
7	19.940	<b>25.095</b>	23.499	24.362	1'32.896	238,0	9:36'03.872
8	19.824	25.197	23.282	24.380	1'32.683	237,0	9:37'36.555
9	23.461	27.585	24.098	24.658	1'39.802	231,4	9:39'16.357
10	19.892	25.502	23.353	24.586	1'33.333	234,9	9:40'49.690

20° 95 J. DANILO (1'33.247)							
Lap	Seg.1	Seg.2	Seg.3	Seg.4	Lap Time	km/h	Local Time
1			28.125	24.791	24.953	238,5	9:26'48.513
2	21.833	25.785	24.302	25.498	1'37.418	<b>241,7</b>	9:28'25.931
3	20.127	26.087	23.592	24.991	1'34.797	238,0	9:30'00.728
4	20.090	25.814	23.557	24.475	1'33.936	235,9	9:31'34.664
5	20.188	25.999	23.485	24.404	1'34.076	237,0	9:33'08.740
6	20.072	25.782	23.473	24.261	1'33.588	239,1	9:34'42.328
7	19.989	25.666	23.402	<b>24.190</b>	<b>1'33.247</b>	238,5	9:36'15.575
8	<b>19.918</b>	<b>25.465</b>	<b>23.314</b>	1'14.440	2'23.137P	237,5	9:38'38.712

15° 10 N. CALERO (1'32.696)							
Lap	Seg.1	Seg.2	Seg.3	Seg.4	Lap Time	km/h	Local Time
1		28.978	24.486	27.512		237,5	9:26'47.512
2	26.119	25.809	24.062	25.867	1'41.857	236,4	9:28'29.369
3	20.092	25.309	23.598	25.012	1'34.011	<b>241,2</b>	9:30'03.380
4	21.903	25.967	25.469	31.059	1'44.398P	236,4	9:31'47.778
5	3'01.630	26.009	24.063	24.690	4'16.392P	230,4	9:36'04.170
6	<b>19.929</b>	<b>25.043</b>	<b>23.381</b>	<b>24.343</b>	<b>1'32.696</b>	238,0	9:37'36.866
7	21.248	25.656	23.945	24.635	1'35.484	237,0	9:39'12.350

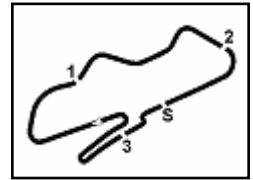
21° 4 C. STANGE (1'33.442)							
Lap	Seg.1	Seg.2	Seg.3	Seg.4	Lap Time	km/h	Local Time
1			27.549	24.695	25.102	236,4	9:26'42.345
2	20.098	25.661	23.624	24.776	1'34.159C	235,4	9:28'16.504
3	20.521	<b>25.377</b>	23.573	24.736	1'34.207	233,9	9:29'50.711

07/07/2019 P = Pits In/Out - C = Lap Time Cancelled

These data/results cannot be reproduced, stored and/or transmitted in whole or in part by any manner of electronic, mechanical, photocopying, recording, broadcasting or otherwise now known or herein after developed without the previous express consent by the copyright owner, except for reproduction in daily press and regular printed publications on sale to the public within 60 days of the event related to those data/results and always provided that copyright symbol appears together as follows below.

© DORNA WSBK ORGANIZATION Srl 2019





Donington Park 4.023 m

**3 / 3**

## Prosecco DOC UK Round, 5-7 July 2019 Chronological Analysis Warm Up

4	19.990	25.785	25.382	28.616	1'39.773P	<b>238,0</b>	9:31'30.484	2	21.674	27.143	27.210	26.281	1'42.308C	<b>233,4</b>	9:28'36.085
5	1'55.162	26.309	23.640	24.780	3'09.891P	232,4	9:34'40.375	3	20.946	26.490	24.539	25.404	1'37.379	230,9	9:30'13.464
6	20.102	25.717	23.309	<b>24.339</b>	1'33.467	232,4	9:36'13.842	4	<b>20.730</b>	26.469	25.977	25.826	1'39.002	232,4	9:31'52.466
7	20.049	25.647	24.759	25.289	1'35.744C	233,4	9:37'49.586	5	20.888	27.271	24.366	25.481	1'38.006	231,9	9:33'30.472
8	19.978	25.543	<b>23.252</b>	25.002	1'33.775	232,9	9:39'23.361	6	20.738	26.446	24.174	25.406	1'36.764	231,9	9:35'07.236
9	<b>19.915</b>	25.741	23.367	24.419	<b>1'33.442</b>	229,9	9:40'56.803	7	24.246	27.983	25.083	30.965	1'48.277	226,5	9:36'55.513
								8	20.823	26.342	24.828	25.566	1'37.559	227,0	9:38'33.072
								9	20.734	<b>26.136</b>	<b>24.136</b>	<b>25.148</b>	<b>1'36.154</b>	227,9	9:40'09.226

**22° 74 J. VAN SIKKELERUS (1'33.540)**

Lap	Seg.1	Seg.2	Seg.3	Seg.4	Lap Time	km/h	Local Time
1		27.354	24.757	25.419		237,0	9:26'50.942
2	23.433	26.158	23.904	25.459	1'38.954	<b>238,5</b>	9:28'29.896
3	20.213	25.704	23.546	24.913	1'34.376	236,4	9:30'04.272
4	20.301	25.807	23.520	24.692	1'34.320	237,0	9:31'38.592
5	20.243	25.793	23.635	25.418	1'35.089	237,5	9:33'13.681
6	20.840	26.208	23.379	25.149	1'35.576	237,0	9:34'49.257
7	20.136	25.677	<b>23.321</b>	24.631	1'33.765	235,4	9:36'23.022
8	<b>20.024</b>	25.642	23.370	24.504	<b>1'33.540</b>	234,9	9:37'56.562
9	20.129	<b>25.638</b>	23.347	<b>24.434</b>	1'33.548	235,4	9:39'30.110
10	20.144	27.513	24.500	26.793	1'38.950	230,9	9:41'09.060

**27° 67 G. MATERN (1'38.174)**

Lap	Seg.1	Seg.2	Seg.3	Seg.4	Lap Time	km/h	Local Time
1		28.353	27.899	28.735		<b>231,9</b>	9:26'48.988
2	22.148	27.123	26.591	26.501	1'42.363C	230,4	9:28'31.351
3	21.306	26.978	24.798	26.297	1'39.379	229,4	9:30'10.730
4	21.306	26.911	24.529	25.856	1'38.602	228,4	9:31'49.332
5	<b>21.134</b>	<b>26.857</b>	<b>24.404</b>	<b>25.779</b>	<b>1'38.174</b>	229,9	9:33'27.506
6	21.628	27.196	24.536	30.297	1'43.657P	230,4	9:35'11.163
7	1'49.908	27.357	24.941	26.652	3'08.858P	226,0	9:38'20.021
8	21.494	27.104	24.666	26.442	1'39.706	225,6	9:39'59.727
9	21.485	27.130	24.807	26.278	1'39.700	228,4	9:41'39.427

**23° 22 F. FULIGNI (1'33.577)**

Lap	Seg.1	Seg.2	Seg.3	Seg.4	Lap Time	km/h	Local Time
1		27.780	26.976	31.288		238,5	9:26'52.047
2	20.595	26.338	24.019	24.930	1'35.882	242,3	9:28'27.929
3	20.241	25.977	23.849	24.706	1'34.773	241,2	9:30'02.702
4	20.342	25.772	23.668	24.915	1'34.697	<b>242,8</b>	9:31'37.399
5	20.277	25.805	23.666	24.595	1'34.343	242,3	9:33'11.742
6	20.175	<b>25.534</b>	23.599	24.364	1'33.672	<b>242,8</b>	9:34'45.414
7	20.146	26.095	23.727	<b>24.284</b>	1'34.252	240,1	9:36'19.666
8	20.087	25.733	23.681	24.552	1'34.053	240,1	9:37'53.719
9	<b>20.081</b>	25.726	24.064	28.348	1'38.219	238,5	9:39'31.938
10	20.118	25.718	<b>23.414</b>	24.327	<b>1'33.577</b>	240,7	9:41'05.515

**24° 66 A. TOLEDO (1'34.536)**

Lap	Seg.1	Seg.2	Seg.3	Seg.4	Lap Time	km/h	Local Time
1		28.750	25.124	25.409		227,9	9:26'49.635
2	21.281	26.017	23.913	25.530	1'36.741	235,9	9:28'26.376
3	20.622	25.939	23.537	25.225	1'35.323	233,4	9:30'01.699
4	20.419	26.179	26.462	25.452	1'38.512C	236,4	9:31'40.211
5	20.430	26.017	23.512	24.791	1'34.750	234,9	9:33'14.961
6	20.488	<b>25.735</b>	<b>23.316</b>	25.135	1'34.674	238,0	9:34'49.635
7	20.399	25.896	23.716	<b>24.662</b>	1'34.673	<b>240,1</b>	9:36'24.308
8	20.395	25.770	23.514	24.857	<b>1'34.536</b>	233,4	9:37'58.844
9	20.383	26.188	23.416	25.038	1'35.025	234,9	9:39'33.869
10	<b>20.338</b>	25.895	23.537	24.892	1'34.662	234,9	9:41'08.531

**25° 53 G. SCONZA (1'35.530)**

Lap	Seg.1	Seg.2	Seg.3	Seg.4	Lap Time	km/h	Local Time
1		28.528	26.900	26.990		234,4	9:26'47.952
2	20.850	26.583	24.264	25.631	1'37.328	<b>234,9</b>	9:28'25.280
3	20.574	26.284	23.985	25.292	1'36.135	233,9	9:30'01.415
4	20.476	26.190	23.801	25.308	1'35.775	232,9	9:31'37.190
5	20.902	26.124	<b>23.754</b>	25.449	1'36.229	234,4	9:33'13.419
6	20.510	26.115	23.773	25.618	1'36.016	232,4	9:34'49.435
7	20.372	<b>25.940</b>	24.065	<b>25.153</b>	<b>1'35.530</b>	233,4	9:36'24.965
8	<b>20.367</b>	26.094	23.855	25.381	1'35.697	232,4	9:38'00.662
9	20.373	26.241	23.919	26.010	1'36.543	231,9	9:39'37.205
10	20.560	26.666	24.332	25.628	1'37.186	230,9	9:41'14.391

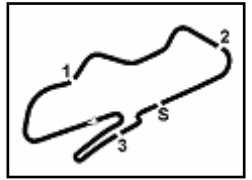
**26° 40 A. GYORFI (1'36.154)**

Lap	Seg.1	Seg.2	Seg.3	Seg.4	Lap Time	km/h	Local Time
1		30.369	26.243	29.069		225,6	9:26'53.777

07/07/2019 P = Pits In/Out - C = Lap Time Cancelled

These data/results cannot be reproduced, stored and/or transmitted in whole or in part by any manner of electronic, mechanical, photocopying, recording, broadcasting or otherwise now known or herein after developed without the previous express consent by the copyright owner, except for reproduction in daily press and regular printed publications on sale to the public within 60 days of the event related to those data/results and always provided that copyright symbol appears together as follows below.

© DORNA WSBK ORGANIZATION Srl 2019



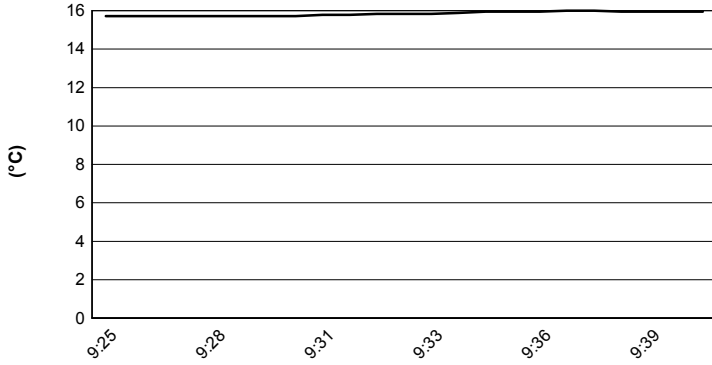
Donington Park 4.023 m

## Prosecco DOC UK Round, 5-7 July 2019

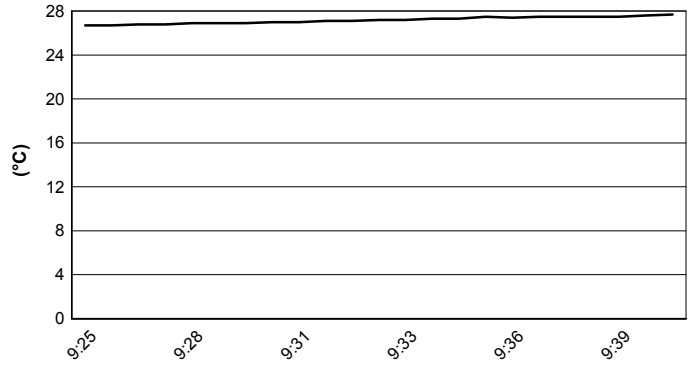
### Weather Report Warm Up

Session started 09:25 - Session ended 9:41

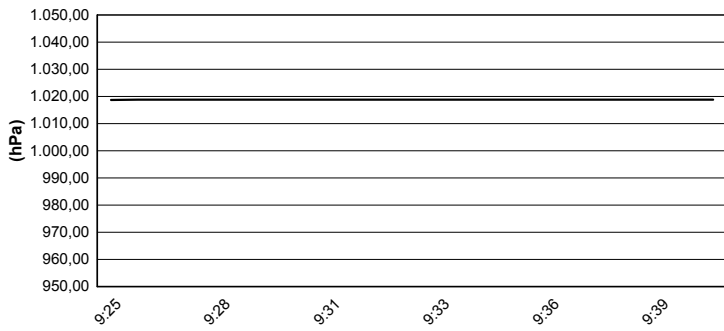
#### Air Temperature



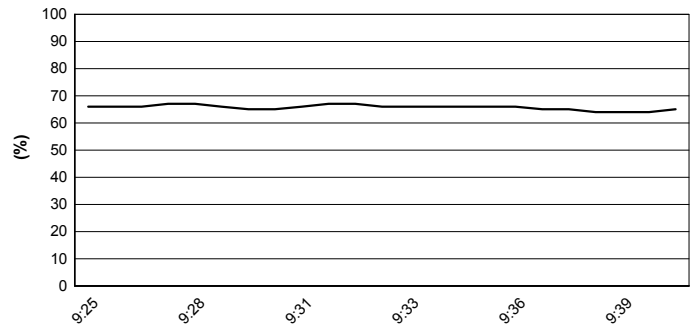
#### Track Temperature



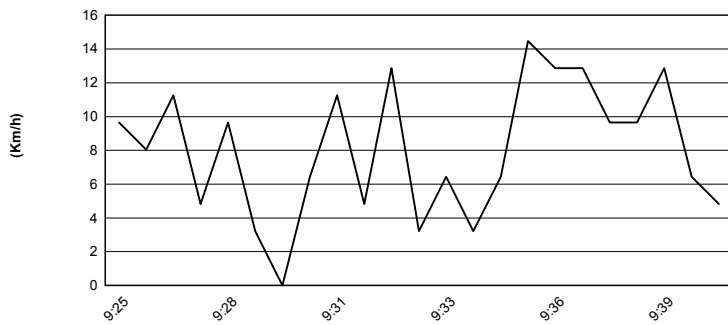
#### Air Pressure



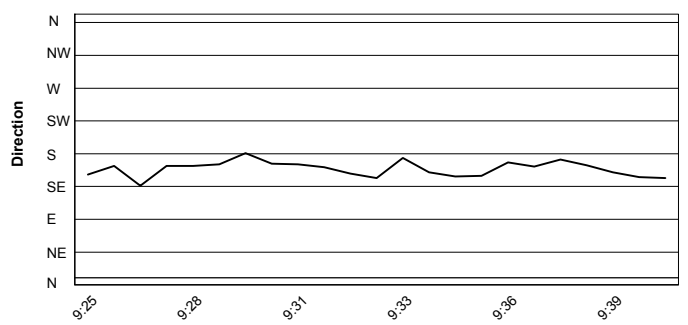
#### Humidity



#### Wind Speed



#### Wind Direction

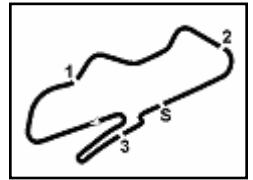


07/07/2019

These data/results cannot be reproduced, stored and/or transmitted in whole or in part by any manner of electronic, mechanical, photocopying, recording, broadcasting or otherwise now known or herein after developed without the previous express consent by the copyright owner, except for reproduction in daily press and regular printed publications on sale to the public within 60 days of the event related to those data/results and always provided that copyright symbol appears together as follows below.

© DORNA WSBK ORGANIZATION Srl 2019





Donington Park 4.023 m

## Prosecco DOC UK Round, 5-7 July 2019

### Starting Grid

20 Laps x 4,023 km = 80,460 km

1	64 CARICASULO F. Yamaha 1'31.092	2	44 MAHIAS L. Kawasaki 1'31.812	3	3 DE ROSA R. MV Agusta 1'31.849	
2	4	16 CLUZEL J. Yamaha 1'31.862	5	2 JONES B. Yamaha 1'31.908	6	86 BADOVINI A. Kawasaki 1'31.908
3	7	78 OKUBO H. Kawasaki 1'32.078	8	32 VINALES I. Yamaha 1'32.180	9	38 SOOMER H. Honda 1'32.187
4	10	11 SMITH K. Kawasaki 1'32.267	11	21 KRUMMENACHER R. Yamaha 1'32.434	12	94 PEROLARI C. Yamaha 1'32.627
5	13	14 KENNEDY J. Yamaha 1'32.642	14	56 SEBESTYEN P. Honda 1'32.684	15	36 GRADINGER T. Yamaha 1'32.713
6	16	47 HARTOG R. Kawasaki 1'33.189	17	84 CRESSON L. Yamaha 1'33.701	18	95 DANILO J. Honda 1'34.845
7	19	22 FULIGNI F. MV Agusta 1'34.963	20	30 VAN STRAALEN G. Kawasaki 1'34.970	21	10 CALERO N. Kawasaki 1'35.247
8	22	4 STANGE C. Honda 1'35.546	23	53 SCONZA G. Honda 1'36.479	24	74 VAN SIKKELERUS J Honda
9	25	66 TOLEDO A. Yamaha	26	40 GYORFI A. Yamaha		

07/07/2019 The Race Director .....

These data/results cannot be reproduced, stored and/or transmitted in whole or in part by any manner of electronic, mechanical, photocopying, recording, broadcasting or otherwise now known or herein after developed without the previous express consent by the copyright owner, except for reproduction in daily press and regular printed publications on sale to the public within 60 days of the event related to those data/results and always provided that copyright symbol appears together as follows below.

© DORNA WSBK ORGANIZATION Srl 2019

FIKR PERUGIA TIMING



Official Tyre Supplier



Official Timekeeper