

## Prosecco DOC UK Round, 5-7 July 2019

### Free Practices Combined Results Gr.B

Donington Park 4.023 m

No.	Rider	Nat	Team	Bike	Class	FP1	FP2	FP3	Time	Gap	Rel.	Avg	LL
1	<b>18 M. GONZALEZ</b>	ESP	Kawasaki ParkinGO Team	Kawasaki Ninja 400	B	1'42.637	<b>1'41.711</b>	1'53.694	<b>1'41.711</b>			142,392	32
2	<b>25 A. VERDOÍA</b>	FRA	BCD Yamaha MS Racing	Yamaha YZF-R3	B	1'42.128	<b>1'41.831</b>	1'51.141	<b>1'41.831</b>	0.120	0.120	142,224	36
3	<b>95 S. DEROUE</b>	NED	Kawasaki MOTOPOST	Kawasaki Ninja 400	B	1'43.101	<b>1'41.913</b>	1'54.423	<b>1'41.913</b>	0.202	0.082	142,109	34
4	<b>42 M. GARCIA</b>	ESP	DS Junior Team	Kawasaki Ninja 400	B	1'42.618	<b>1'42.315</b>	1'59.517	<b>1'42.315</b>	0.604	0.402	141,551	27
5	<b>72 V. STEEMAN</b>	NED	Freudenberg KTM Junior Team	KTM RC 390 R	B	1'43.050	<b>1'42.380</b>	1'51.555	<b>1'42.380</b>	0.669	0.065	141,461	32
6	<b>20 D. LOUREIRO</b>	RSA	Nutec - RT Motorsports by SKM - Kawasaki	Kawasaki Ninja 400	B	1'43.194	<b>1'42.817</b>	1'54.203	<b>1'42.817</b>	1.106	0.437	140,860	37
7	<b>88 B. IERACI</b>	ITA	Kawasaki GP Project	Kawasaki Ninja 400	B	1'43.647	<b>1'43.019</b>	1'57.169	<b>1'43.019</b>	1.308	0.202	140,584	28
8	<b>97 M. KAPPLER</b>	GER	Freudenberg KTM WorldSSP Team	KTM RC 390 R	B	1'44.571	<b>1'43.443</b>	1'53.921	<b>1'43.443</b>	1.732	0.424	140,008	37
9	<b>69 J. BUIS</b>	NED	MTM Racing Team	Kawasaki Ninja 400	B	1'44.124	<b>1'43.473</b>	1'58.732	<b>1'43.473</b>	1.762	0.030	139,967	36
10	<b>21 B. SANCHEZ</b>	ESP	Scuderia Maranga Racing	Kawasaki Ninja 400	B	<b>1'43.523</b>	1'43.526	1'55.060	<b>1'43.523</b>	1.812	0.050	139,899	33
11	<b>64 H. DE CANCELLIS</b>	FRA	Team Trasimeno Yamaha	Yamaha YZF-R3	B	<b>1'43.604</b>	1'43.999	1'54.573	<b>1'43.604</b>	1.893	0.081	139,790	32
12	<b>46 S. DI SORA</b>	FRA	Flembo Leader Team	Kawasaki Ninja 400	B	1'44.422	<b>1'43.796</b>	2'00.502	<b>1'43.796</b>	2.085	0.192	139,531	38
13	<b>44 T. BRAMICH</b>	AUS	Carl Cox-RT Motorsports by SKM-Kawasaki	Kawasaki Ninja 400	B	1'45.010	<b>1'43.848</b>	1'54.567	<b>1'43.848</b>	2.137	0.052	139,462	36
14	<b>36 B. NEILA</b>	ESP	BCD Yamaha MS Racing	Yamaha YZF-R3	B	<b>1'44.090</b>	1'44.451	1'54.131	<b>1'44.090</b>	2.379	0.242	139,137	34
15	<b>35 F. DE BRUIN</b>	NED	Team Trasimeno Yamaha	Yamaha YZF-R3	B	1'44.593	<b>1'44.224</b>	1'55.368	<b>1'44.224</b>	2.513	0.134	138,958	35
16	<b>58 T. FINOCCHIARO</b>	GBR	Transmec KTM Racing Junior Team	KTM RC 390 R	B	1'46.310	<b>1'44.579</b>		<b>1'44.579</b>	2.868	0.355	138,487	29
17	<b>78 J. FORAY</b>	FRA	Prodina IRCOS Kawasaki	Kawasaki Ninja 400	B	1'45.428	<b>1'44.663</b>	1'59.556	<b>1'44.663</b>	2.952	0.084	138,376	33
18	<b>65 J. FACCO</b>	ITA	Semakin Di Depan Biblion Motoxrcing	Yamaha YZF-R3	B	<b>1'44.923</b>	1'45.103	1'57.884	<b>1'44.923</b>	3.212	0.260	138,033	30
19	<b>3 M. PEDENEAU</b>	FRA	Team MHP Racing-Patrick Pons	Yamaha YZF-R3	B	<b>1'45.062</b>	1'45.074	2'00.286	<b>1'45.062</b>	3.351	0.139	137,850	30
20	<b>39 J. PEREZ GONZALEZ</b>	ESP	DS Junior Team	Kawasaki Ninja 400	B	<b>1'45.280</b>	1'45.404	1'58.514	<b>1'45.280</b>	3.569	0.218	137,565	36
21	<b>12 R. DORE</b>	FRA	Team MHP Racing-Patrick Pons	Yamaha YZF-R3	B	1'46.926	<b>1'45.432</b>	1'57.493	<b>1'45.432</b>	3.721	0.152	137,366	36
22	<b>32 A. PELIKANOVA</b>	CZE	Kawasaki GP Project	Kawasaki Ninja 400	B	1'47.199	<b>1'45.597</b>	1'56.523	<b>1'45.597</b>	3.886	0.165	137,152	31
23	<b>93 A. QUINET</b>	FRA	TGP Racing	Honda CBR500R	B	1'47.978	<b>1'46.120</b>	1'54.886	<b>1'46.120</b>	4.409	0.523	136,476	33
24	<b>77 V. SCHWARZ</b>	CZE	ACCR Czech Talent Team - Willi Race	Kawasaki Ninja 400	B	1'46.813	<b>1'46.652</b>		<b>1'46.652</b>	4.941	0.532	135,795	29
25	<b>76 L. VERWEY</b>	GBR	Team XG Racing	Kawasaki Ninja 400	B	1'47.264	<b>1'47.111</b>	1'57.703	<b>1'47.111</b>	5.400	0.459	135,213	33
26	<b>9 S. NAUD</b>	FRA	2R Racing Team	Kawasaki Ninja 400	B	1'51.117	<b>1'47.315</b>	1'56.803	<b>1'47.315</b>	5.604	0.204	134,956	33
27	<b>54 B. SOFUOGLU</b>	TUR	Turkish Puccetti Racing by TSM	Kawasaki Ninja 400	B								0

Top 3 Average Time: 1'41.818

06/07/2019

These data/results cannot be reproduced, stored and/or transmitted in whole or in part by any manner of electronic, mechanical, photocopying, recording, broadcasting or otherwise now known or herein after developed without the previous express consent by the copyright owner, except for reproduction in daily press and regular printed publications on sale to the public within 60 days of the event related to those data/results and always provided that copyright symbol appears together as follows below.

© DORNA WSBK ORGANIZATION Srl 2019



Official Fuel Supplier

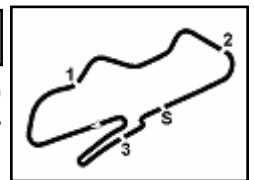


FKR PERUGIA TIMING

Official Tyre Supplier



Official Timekeeper



## Prosecco DOC UK Round, 5-7 July 2019

### Results Free Practice 3rd Session Gr.B

No.	Rider	Nat	Team	Bike	Class	Time	Gap	Rel.	Laps	Speed	
										Avg	Max
1	25 A. VERDOÍA	FRA	BCD Yamaha MS Racing	Yamaha YZF-R3	B	1'51.141			5	130,310	178,5
2	72 V. STEEMAN	NED	Freudenberg KTM Junior Team	KTM RC 390 R	B	1'51.555	0.414	0.414	5	129,827	177,3
3	18 M. GONZALEZ	ESP	Kawasaki ParkinGO Team	Kawasaki Ninja 400	B	1'53.694	2.553	2.139	5	127,384	179,1
4	97 M. KAPPLER	GER	Freudenberg KTM WorldSSP Team	KTM RC 390 R	B	1'53.921	2.780	0.227	7	127,130	176,2
5	36 B. NEILA	ESP	BCD Yamaha MS Racing	Yamaha YZF-R3	B	1'54.131	2.990	0.210	5	126,896	176,2
6	20 D. LOUREIRO	RSA	Nutec - RT Motorsports by SKM - Kawasaki	Kawasaki Ninja 400	B	1'54.203	3.062	0.072	6	126,816	178,5
7	95 S. DEROUE	NED	Kawasaki MOTOPOST	Kawasaki Ninja 400	B	1'54.423	3.282	0.220	6	126,572	176,2
8	44 T. BRAMICH	AUS	Carl Cox-RT Motorsports by SKM-Kawasaki	Kawasaki Ninja 400	B	1'54.567	3.426	0.144	6	126,413	179,1
9	64 H. DE CANCELLIS	FRA	Team Trasimeno Yamaha	Yamaha YZF-R3	B	1'54.573	3.432	0.006	5	126,407	173,1
10	93 A. QUINET	FRA	TGP Racing	Honda CBR500R	B	1'54.886	3.745	0.313	5	126,062	170,1
11	21 B. SANCHEZ	ESP	Scuderia Maranga Racing	Kawasaki Ninja 400	B	1'55.060	3.919	0.174	6	125,872	175,0
12	35 F. DE BRUIN	NED	Team Trasimeno Yamaha	Yamaha YZF-R3	B	1'55.368	4.227	0.308	5	125,536	173,1
13	32 A. PELIKANOVA	CZE	Kawasaki GP Project	Kawasaki Ninja 400	B	1'56.523	5.382	1.155	1	124,291	173,3
14	9 S. NAUD	FRA	2R Racing Team	Kawasaki Ninja 400	B	1'56.803	5.662	0.280	6	123,993	176,5
15	88 B. IERACI	ITA	Kawasaki GP Project	Kawasaki Ninja 400	B	1'57.169	6.028	0.366	3	123,606	175,0
16	12 R. DORE	FRA	Team MHP Racing-Patrick Pons	Yamaha YZF-R3	B	1'57.493	6.352	0.324	5	123,265	171,4
17	76 L. VERWEY	GBR	Team XG Racing	Kawasaki Ninja 400	B	1'57.703	6.562	0.210	5	123,045	171,1
18	65 J. FACCO	ITA	Semakin Di Depan Biblion Motocrossing	Yamaha YZF-R3	B	1'57.884	6.743	0.181	4	122,856	172,8
19	39 J. PEREZ GONZALEZ	ESP	DS Junior Team	Kawasaki Ninja 400	B	1'58.514	7.373	0.630	5	122,203	173,1
20	69 J. BUIS	NED	MTM Racing Team	Kawasaki Ninja 400	B	1'58.732	7.591	0.218	6	121,979	173,3
----- Out 107% in this Session -----											
21	42 M. GARCIA	ESP	DS Junior Team	Kawasaki Ninja 400	B	1'59.517	8.376	0.785	1	121,178	173,6
22	78 J. FORAY	FRA	Prodina IRCOS Kawasaki	Kawasaki Ninja 400	B	1'59.556	8.415	0.039	4	121,138	176,8
23	3 M. PEDENEAU	FRA	Team MHP Racing-Patrick Pons	Yamaha YZF-R3	B	2'00.286	9.145	0.730	2	120,403	172,2
24	46 S. DI SORA	FRA	Flembo Leader Team	Kawasaki Ninja 400	B	2'00.502	9.361	0.216	6	120,187	177,0
25	77 V. SCHWARZ	CZE	ACCR Czech Talent Team - Willi Race	Kawasaki Ninja 400	B				0		167,9
26	58 T. FINOCCHIARO	GBR	Transmec KTM Racing Junior Team	KTM RC 390 R	B				0		176,2
27	54 B. SOFUOGLU	TUR	Turkish Puccetti Racing by TSM	Kawasaki Ninja 400	B				0		

Qualifying Lap Time (107% of 1'51.141): 1'58.922

N.54 (Sofuoglu B.) doesn't participate to this event

AIR	Humidity:	86%	Temp:	16°C
TRACK	Condition:	Wet	Temp:	18°C

Records	Pole	(SP2)	2018 A.Carrasco	1'42.758	140,940	Km/h
	Race	(RC)	2018 A.Carrasco	1'43.170	140,380	Km/h
	All Times	(FP2)	2019 M.Gonzalez	1'41.711	142,390	Km/h

Start                      End                      The results are provisional until the end of the time limit for protests and appeals  
06/07/2019              10:25                      10:41                      and the completion of the technical checks.

These data/results cannot be reproduced, stored and/or transmitted in whole or in part by any manner of electronic, mechanical, photocopying, recording, broadcasting or otherwise now known or herein after developed without the previous express consent by the copyright owner, except for reproduction in daily press and regular printed publications on sale to the public within 60 days of the event related to those data/results and always provided that copyright symbol appears together as follows below.

© DORNA WSBK ORGANIZATION Srl 2019



Official Fuel Supplier

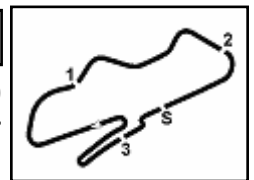


PIRELLI PERUGIA TIMING

Official Tyre Supplier



Official Timekeeper



## Prosecco DOC UK Round, 5-7 July 2019

### Results Free Practice 3rd Session Gr.B

#### Session Highlights

Local Time	No. Rider	Description
10.24.15		DROPS of RAIN in All Sectors
10.25.00		Start
10.28.20	95 S. DEROUE	Current Lap Cancelled - Exceeded Track Limits - Turn 10
10.29.44	39 J. PEREZ GONZALEZ	Current Lap Cancelled - Exceeded Track Limits - Turn 10
10.30.35	77 V. SCHWARZ	Crashed - Turn 8
10.31.15	58 T. FINOCCHIARO	Crashed - Turn 12
10.31.45	58 T. FINOCCHIARO	Medical Centre
10.36.43	32 A. PELIKANOVA	Crashed - Turn 8
10.41.57		End Of Session

#### Fastest Laps Sequence

No.	Rider	Nat	Team	Bike	Local Time	Time	Gap	Avg
72	V. STEEMAN	NED	Freudenberg KTM Junior Team	KTM RC 390 R	10:29'58.553	<b>1'55.413</b>		125,487
72	V. STEEMAN	NED	Freudenberg KTM Junior Team	KTM RC 390 R	10:31'51.874	<b>1'53.321</b>	-2.092	127,803
72	V. STEEMAN	NED	Freudenberg KTM Junior Team	KTM RC 390 R	10:33'44.253	<b>1'52.379</b>	-0.942	128,875
25	A. VERDOÍA	FRA	BCD Yamaha MS Racing	Yamaha YZF-R3	10:34'47.214	<b>1'51.796</b>	-0.583	129,547
72	V. STEEMAN	NED	Freudenberg KTM Junior Team	KTM RC 390 R	10:35'35.808	<b>1'51.555</b>	-0.241	129,827
25	A. VERDOÍA	FRA	BCD Yamaha MS Racing	Yamaha YZF-R3	10:36'38.355	<b>1'51.141</b>	-0.414	130,310

06/07/2019 Start 10:25 End 10:41 The results are provisional until the end of the time limit for protests and appeals and the completion of the technical checks.

These data/results cannot be reproduced, stored and/or transmitted in whole or in part by any manner of electronic, mechanical, photocopying, recording, broadcasting or otherwise now known or herein after developed without the previous express consent by the copyright owner, except for reproduction in daily press and regular printed publications on sale to the public within 60 days of the event related to those data/results and always provided that copyright symbol appears together as follows below.

© DORNA WSBK ORGANIZATION Srl 2019



**Prosecco DOC UK Round, 5-7 July 2019**  
**Best Sectors & Speed Free Practice 3rd Session Gr.B**

BEST LAP			
1	25 A. VERDOÍA	Yamaha YZF-R3	1'51.141
2	72 V. STEEMAN	KTM RC 390 R	1'51.555
3	18 M. GONZALEZ	Kawasaki Ninja 400	1'53.694
4	97 M. KAPPLER	KTM RC 390 R	1'53.921
5	36 B. NEILA	Yamaha YZF-R3	1'54.131
6	20 D. LOUREIRO	Kawasaki Ninja 400	1'54.203
7	95 S. DEROUE	Kawasaki Ninja 400	1'54.423
8	44 T. BRAMICH	Kawasaki Ninja 400	1'54.567
9	64 H. DE CANCELLIS	Yamaha YZF-R3	1'54.573
10	93 A. QUINET	Honda CBR500R	1'54.886
11	21 B. SANCHEZ	Kawasaki Ninja 400	1'55.060
12	35 F. DE BRUIN	Yamaha YZF-R3	1'55.368
13	32 A. PELIKANNOVA	Kawasaki Ninja 400	1'56.523
14	9 S. NAUD	Kawasaki Ninja 400	1'56.803
15	88 B. IERACI	Kawasaki Ninja 400	1'57.169
16	12 R. DORE	Yamaha YZF-R3	1'57.493
17	76 L. VERWEY	Kawasaki Ninja 400	1'57.703
18	65 J. FACCO	Yamaha YZF-R3	1'57.884
19	39 J. PEREZ GONZALEZ	Kawasaki Ninja 400	1'58.514
20	69 J. BUIS	Kawasaki Ninja 400	1'58.732
21	42 M. GARCIA	Kawasaki Ninja 400	1'59.517
22	78 J. FORAY	Kawasaki Ninja 400	1'59.556
23	3 M. PEDENEAU	Yamaha YZF-R3	2'00.286
24	46 S. DI SORA	Kawasaki Ninja 400	2'00.502
25	54 B. SOFUOGLU	Kawasaki Ninja 400	
26	58 T. FINOCCHIARO	KTM RC 390 R	
27	77 V. SCHWARZ	Kawasaki Ninja 400	

SPEED			
1	18 M. GONZALEZ	Kawasaki Ninja 400	179,1
2	44 T. BRAMICH	Kawasaki Ninja 400	179,1
3	25 A. VERDOÍA	Yamaha YZF-R3	178,5
4	20 D. LOUREIRO	Kawasaki Ninja 400	178,5
5	72 V. STEEMAN	KTM RC 390 R	177,3
6	46 S. DI SORA	Kawasaki Ninja 400	177,0
7	78 J. FORAY	Kawasaki Ninja 400	176,8
8	9 S. NAUD	Kawasaki Ninja 400	176,5
9	95 S. DEROUE	Kawasaki Ninja 400	176,2
10	58 T. FINOCCHIARO	KTM RC 390 R	176,2
11	97 M. KAPPLER	KTM RC 390 R	176,2
12	36 B. NEILA	Yamaha YZF-R3	176,2
13	21 B. SANCHEZ	Kawasaki Ninja 400	175,0
14	88 B. IERACI	Kawasaki Ninja 400	175,0
15	42 M. GARCIA	Kawasaki Ninja 400	173,6
16	32 A. PELIKANNOVA	Kawasaki Ninja 400	173,3
17	69 J. BUIS	Kawasaki Ninja 400	173,3
18	35 F. DE BRUIN	Yamaha YZF-R3	173,1
19	64 H. DE CANCELLIS	Yamaha YZF-R3	173,1
20	39 J. PEREZ GONZALEZ	Kawasaki Ninja 400	173,1
21	65 J. FACCO	Yamaha YZF-R3	172,8
22	3 M. PEDENEAU	Yamaha YZF-R3	172,2
23	12 R. DORE	Yamaha YZF-R3	171,4
24	76 L. VERWEY	Kawasaki Ninja 400	171,1
25	93 A. QUINET	Honda CBR500R	170,1
26	77 V. SCHWARZ	Kawasaki Ninja 400	167,9

SEG. 1		
1	25 A. VERDOÍA	23.653
2	72 V. STEEMAN	24.056
3	18 M. GONZALEZ	24.549
4	20 D. LOUREIRO	24.568
5	21 B. SANCHEZ	24.624
6	97 M. KAPPLER	24.639
7	95 S. DEROUE	24.643
8	32 A. PELIKANNOVA	24.652
9	35 F. DE BRUIN	24.658
10	64 H. DE CANCELLIS	24.663
11	44 T. BRAMICH	24.766
12	36 B. NEILA	24.773
13	93 A. QUINET	24.854
14	9 S. NAUD	24.890
15	65 J. FACCO	24.961
16	88 B. IERACI	24.991
17	76 L. VERWEY	25.024
18	12 R. DORE	25.029
19	39 J. PEREZ GONZALEZ	25.111
20	78 J. FORAY	25.481
21	69 J. BUIS	25.544
22	46 S. DI SORA	25.669
23	42 M. GARCIA	25.750
24	77 V. SCHWARZ	25.980
25	3 M. PEDENEAU	26.309

SEG. 2		
1	25 A. VERDOÍA	30.160
2	72 V. STEEMAN	30.317
3	18 M. GONZALEZ	30.489
4	95 S. DEROUE	30.805
5	97 M. KAPPLER	30.808
6	93 A. QUINET	30.813
7	64 H. DE CANCELLIS	30.821
8	36 B. NEILA	30.871
9	21 B. SANCHEZ	30.875
10	20 D. LOUREIRO	30.948
11	32 A. PELIKANNOVA	30.968
12	44 T. BRAMICH	31.026
13	76 L. VERWEY	31.201
14	35 F. DE BRUIN	31.399
15	39 J. PEREZ GONZALEZ	31.518
16	9 S. NAUD	31.565
17	12 R. DORE	31.592
18	65 J. FACCO	31.916
19	88 B. IERACI	32.209
20	77 V. SCHWARZ	32.263
21	69 J. BUIS	32.290
22	78 J. FORAY	32.370
23	3 M. PEDENEAU	32.458
24	46 S. DI SORA	32.569
25	42 M. GARCIA	32.840
26	58 T. FINOCCHIARO	33.257

SEG. 3		
1	25 A. VERDOÍA	28.388
2	72 V. STEEMAN	28.614
3	44 T. BRAMICH	28.896
4	18 M. GONZALEZ	28.984
5	97 M. KAPPLER	29.005
6	95 S. DEROUE	29.289
7	20 D. LOUREIRO	29.317
8	36 B. NEILA	29.323
9	35 F. DE BRUIN	29.355
10	64 H. DE CANCELLIS	29.355
11	93 A. QUINET	29.459
12	21 B. SANCHEZ	29.500
13	58 T. FINOCCHIARO	29.885
14	32 A. PELIKANNOVA	29.948
15	88 B. IERACI	29.975
16	9 S. NAUD	30.070
17	65 J. FACCO	30.137
18	69 J. BUIS	30.243
19	78 J. FORAY	30.273
20	12 R. DORE	30.279
21	42 M. GARCIA	30.342
22	76 L. VERWEY	30.379
23	46 S. DI SORA	30.435
24	3 M. PEDENEAU	30.539
25	39 J. PEREZ GONZALEZ	30.568
26	77 V. SCHWARZ	31.731

SEG. 4		
1	72 V. STEEMAN	28.568
2	25 A. VERDOÍA	28.635
3	20 D. LOUREIRO	28.979
4	36 B. NEILA	29.164
5	97 M. KAPPLER	29.338
6	93 A. QUINET	29.392
7	21 B. SANCHEZ	29.514
8	18 M. GONZALEZ	29.628
9	95 S. DEROUE	29.686
10	64 H. DE CANCELLIS	29.734
11	44 T. BRAMICH	29.750
12	12 R. DORE	29.783
13	35 F. DE BRUIN	29.790
14	32 A. PELIKANNOVA	29.800
15	88 B. IERACI	29.956
16	39 J. PEREZ GONZALEZ	30.078
17	76 L. VERWEY	30.134
18	69 J. BUIS	30.210
19	65 J. FACCO	30.276
20	9 S. NAUD	30.278
21	42 M. GARCIA	30.585
22	78 J. FORAY	30.852
23	3 M. PEDENEAU	30.980
24	46 S. DI SORA	31.261
25	77 V. SCHWARZ	31.704

06/07/2019

These data/results cannot be reproduced, stored and/or transmitted in whole or in part by any manner of electronic, mechanical, photocopying, recording, broadcasting or otherwise now known or herein after developed without the previous express consent by the copyright owner, except for reproduction in daily press and regular printed publications on sale to the public within 60 days of the event related to those data/results and always provided that copyright symbol appears together as follows below.

© DORNA WSBK ORGANIZATION Srl 2019



Official Fuel Supplier



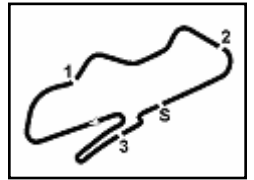
FICR PERUGIA TIMING

Official Tyre Supplier



SWISS WATCHES SINCE 1853

Official Timekeeper



## Prosecco DOC UK Round, 5-7 July 2019

### Ideal Times Free Practice 3rd Session Gr.B

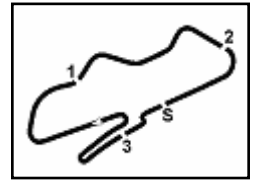
Donington Park 4.023 m

No.	Rider	Nat	Bike	Seg. 1	Seg. 2	Seg. 3	Seg. 4	Ideal Time			
				Diff. 1	Diff. 2	Diff. 3	Diff. 4	Best Lap	Pos.	Diff.	
1	25 A. VERDOÍA	FRA	Yamaha YZF-R3	23.653	30.160 +0.305	28.388	28.635	<b>1'50.836</b>			
2	72 V. STEEMAN	NED	KTM RC 390 R	24.056	30.317	28.614	28.568	<b>1'51.555</b>	1	0.305	
3	18 M. GONZALEZ	ESP	Kawasaki Ninja 400	24.549 +0.044	30.489	28.984	29.628	<b>1'53.650</b>	2		
4	97 M. KAPPLER	GER	KTM RC 390 R	24.639 +0.049	30.808	29.005	29.338 +0.082	<b>1'53.790</b>	3	0.044	
5	20 D. LOUREIRO	RSA	Kawasaki Ninja 400	24.568 +0.055	30.948 +0.336	29.317	28.979	<b>1'53.812</b>	4	0.131	
6	36 B. NEILA	ESP	Yamaha YZF-R3	24.773	30.871	29.323	29.164	<b>1'54.131</b>	5		
7	95 S. DEROUE	NED	Kawasaki Ninja 400	24.643	30.805	29.289	29.686	<b>1'54.423</b>	6	0.391	
8	44 T. BRAMICH	AUS	Kawasaki Ninja 400	24.766	31.026	28.896	29.750 +0.129	<b>1'54.438</b>	7		
9	21 B. SANCHEZ	ESP	Kawasaki Ninja 400	24.624	30.875 +0.068	29.500 +0.339	29.514 +0.140	<b>1'54.513</b>	8	0.129	
10	93 A. QUINET	FRA	Honda CBR500R	24.854	30.813	29.459 +0.190	29.392 +0.178	<b>1'54.518</b>	9	0.547	
11	64 H. DE CANCELLIS	FRA	Yamaha YZF-R3	24.663	30.821	29.355	29.734	<b>1'54.573</b>	10	0.368	
12	35 F. DE BRUIN	NED	Yamaha YZF-R3	24.658	31.399 +0.100	29.355	29.790 +0.066	<b>1'55.202</b>	11	0.368	
13	32 A. PELIKANOVA	CZE	Kawasaki Ninja 400	24.652 +0.597	30.968 +0.558	29.948	29.800	<b>1'55.368</b>	12	0.166	
14	12 R. DORE	FRA	Yamaha YZF-R3	25.029	31.592	30.279 +0.193	29.783 +0.617	<b>1'56.683</b>	13	1.155	
15	76 L. VERWEY	GBR	Kawasaki Ninja 400	25.024	31.201	30.379 +0.965	30.134	<b>1'56.738</b>	14	0.810	
16	9 S. NAUD	FRA	Kawasaki Ninja 400	24.890	31.565	30.070	30.278	<b>1'56.803</b>	15	0.965	
17	88 B. IERACI	ITA	Kawasaki Ninja 400	24.991 +0.031	32.209 +0.007	29.975	29.956	<b>1'57.131</b>	16	0.038	
18	39 J. PEREZ GONZALEZ	ESP	Kawasaki Ninja 400	25.111	31.518	30.568	30.078 +1.239	<b>1'57.275</b>	17	1.239	
19	65 J. FACCO	ITA	Yamaha YZF-R3	24.961 +0.226	31.916 +0.037	30.137 +0.146	30.276 +0.185	<b>1'57.290</b>	18	0.594	
20	69 J. BUIS	NED	Kawasaki Ninja 400	25.544	32.290	30.243 +0.283	30.210 +0.162	<b>1'58.287</b>	19	0.445	
21	78 J. FORAY	FRA	Kawasaki Ninja 400	25.481 +0.348	32.370 +0.125	30.273 +0.107	30.852	<b>1'58.976</b>	20	0.580	
22	42 M. GARCIA	ESP	Kawasaki Ninja 400	25.750	32.840	30.342	30.585	<b>1'59.517</b>	21		
23	46 S. DI SORA	FRA	Kawasaki Ninja 400	25.669	32.569	30.435 +0.390	31.261 +0.178	<b>1'59.934</b>	22	0.568	
24	3 M. PEDENEAU	FRA	Yamaha YZF-R3	26.309	32.458	30.539	30.980	<b>2'00.286</b>	23		
54	B. SOFUOGLU	TUR	Kawasaki Ninja 400	One or more sectors missing							
58	T. FINOCCHIARO	GBR	KTM RC 390 R	One or more sectors missing							
77	V. SCHWARZ	CZE	Kawasaki Ninja 400	One or more sectors missing							
<b>Overall Ideal Time</b>				23.653	30.160	28.388	28.568	<b>1'50.769</b>			

06/07/2019  
These data/results cannot be reproduced, stored and/or transmitted in whole or in part by any manner of electronic, mechanical, photocopying, recording, broadcasting or otherwise now known or herein after developed without the previous express consent by the copyright owner, except for reproduction in daily press and regular printed publications on sale to the public within 60 days of the event related to those data/results and always provided that copyright symbol appears together as follows below.  
© DORNA WSBK ORGANIZATION Srl 2019







## Prosecco DOC UK Round, 5-7 July 2019 Chronological Analysis Free Practice 3rd Session Gr.B

Donington Park 4.023 m

1 / 2

1° 25 A. VERDOÍA (1'51.141)							
Lap	Seg.1	Seg.2	Seg.3	Seg.4	Lap Time	km/h	Local Time
1		33.714	30.090	29.645		173,6	10:31'01.682
2	24.498	30.971	29.502	28.765	1'53.736	<b>178,5</b>	10:32'55.418
3	24.095	30.175	28.703	28.823	1'51.796	175,6	10:34'47.214
4	<b>23.653</b>	30.465	<b>28.388</b>	<b>28.635</b>	<b>1'51.141</b>	175,9	10:36'38.355
5	24.211	<b>30.160</b>	28.516	29.359	1'52.246	176,2	10:38'30.601
6	23.941	30.247	28.477	28.984	1'51.649	174,2	10:40'22.250

2° 72 V. STEEMAN (1'51.555)							
Lap	Seg.1	Seg.2	Seg.3	Seg.4	Lap Time	km/h	Local Time
1		33.415	31.193	30.366		173,1	10:28'03.140
2	25.250	31.593	29.561	29.009	1'55.413	175,6	10:29'58.553
3	24.380	30.881	29.190	28.870	1'53.321	176,5	10:31'51.874
4	24.314	30.564	28.649	28.852	1'52.379	<b>177,3</b>	10:33'44.253
5	<b>24.056</b>	<b>30.317</b>	<b>28.614</b>	<b>28.568</b>	<b>1'51.555</b>	176,2	10:35'35.808
6	24.214	31.245	30.038	37.050	2'02.547P	174,5	10:37'38.355

3° 18 M. GONZALEZ (1'53.694)							
Lap	Seg.1	Seg.2	Seg.3	Seg.4	Lap Time	km/h	Local Time
1		33.638	29.880	32.420		177,0	10:31'10.754
2	25.707	31.869	29.077	29.887	1'56.540	175,3	10:33'07.294
3	24.593	<b>30.489</b>	<b>28.984</b>	<b>29.628</b>	<b>1'53.694</b>	175,6	10:35'00.988
4	24.665	30.793	29.171	29.933	1'54.562	174,2	10:36'55.550
5	24.788	31.038	29.131	30.219	1'55.176	177,9	10:38'50.726
6	<b>24.549</b>	30.929	29.051	29.743	1'54.272	<b>179,1</b>	10:40'44.998

4° 97 M. KAPPLER (1'53.921)							
Lap	Seg.1	Seg.2	Seg.3	Seg.4	Lap Time	km/h	Local Time
1		34.933	31.159	31.252		170,6	10:28'03.912
2	25.955	32.896	30.020	30.866	1'59.737	174,5	10:30'03.649
3	25.849	31.417	29.557	30.328	1'57.151	174,2	10:32'00.800
4	25.108	31.068	29.286	29.767	1'55.229	174,5	10:33'56.029
5	<b>24.639</b>	30.872	29.444	<b>29.338</b>	1'54.293	173,3	10:35'50.322
6	24.853	31.669	29.216	30.087	1'55.825	<b>176,2</b>	10:37'46.147
7	24.909	30.938	29.417	29.600	1'54.864	174,7	10:39'41.011
8	24.688	<b>30.808</b>	<b>29.005</b>	29.420	<b>1'53.921</b>	174,2	10:41'34.932

5° 36 B. NEILA (1'54.131)							
Lap	Seg.1	Seg.2	Seg.3	Seg.4	Lap Time	km/h	Local Time
1		34.188	30.217	30.267		175,6	10:31'02.801
2	25.101	31.677	29.774	29.336	1'55.888	172,0	10:32'58.689
3	<b>24.773</b>	<b>30.871</b>	<b>29.323</b>	<b>29.164</b>	<b>1'54.131</b>	171,1	10:34'52.820
4	24.858	31.089	29.338	29.190	1'54.475	174,7	10:36'47.295
5	24.961	31.571	29.925	30.628	1'57.085	<b>176,2</b>	10:38'44.380
6	26.572	33.231	30.979	40.307	2'11.089P	168,2	10:40'55.469

6° 20 D. LOUREIRO (1'54.203)							
Lap	Seg.1	Seg.2	Seg.3	Seg.4	Lap Time	km/h	Local Time
1		35.663	32.186	43.706		171,1	10:29'45.981
2	25.924	32.645	30.473	29.888	1'58.930	176,5	10:31'44.911
3	25.202	32.048	30.512	30.527	1'58.289	175,3	10:33'43.200
4	24.623	31.284	<b>29.317</b>	<b>28.979</b>	<b>1'54.203</b>	<b>178,5</b>	10:35'37.403
5	<b>24.568</b>	<b>30.948</b>	29.633	31.392	1'56.541	174,2	10:37'33.944
6	25.044	31.472	29.815	30.299	1'56.630	177,3	10:39'30.574
7	24.735	30.991	29.449	30.875	1'56.050	174,2	10:41'26.624

7° 95 S. DEROUE (1'54.423)								
Lap	Seg.1	Seg.2	Seg.3	Seg.4	Lap Time	km/h	Local Time	
1		34.444	32.753	32.216		C	171,4	10:28'35.418
2	25.956	33.142	31.331	31.150	2'01.579	173,3	10:30'36.997	

3	25.569	32.431	30.844	30.564	1'59.408	172,5	10:32'36.405
4	25.054	32.224	30.246	30.259	1'57.783	172,8	10:34'34.188
5	24.722	31.532	30.028	30.012	1'56.294	171,7	10:36'30.482
6	24.970	31.674	30.052	33.274	1'59.970	173,6	10:38'30.452
7	<b>24.643</b>	<b>30.805</b>	<b>29.289</b>	<b>29.686</b>	<b>1'54.423</b>	<b>176,2</b>	10:40'24.875

8° 44 T. BRAMICH (1'54.567)							
Lap	Seg.1	Seg.2	Seg.3	Seg.4	Lap Time	km/h	Local Time
1		36.151	32.024	33.151		170,9	10:29'44.906
2	26.487	32.874	30.637	30.600	2'00.598	173,9	10:31'45.504
3	25.147	31.657	30.002	30.082	1'56.888	177,6	10:33'42.392
4	25.071	31.501	29.305	29.907	1'55.784	176,8	10:35'38.176
5	<b>24.766</b>	<b>31.026</b>	<b>28.896</b>	<b>29.879</b>	<b>1'54.567</b>	<b>179,1</b>	10:37'32.743
6	25.660	31.685	29.660	<b>29.750</b>	1'56.755	177,3	10:39'29.498
7	25.242	31.781	29.478	30.812	1'57.313	177,3	10:41'26.811

9° 64 H. DE CANCELLIS (1'54.573)							
Lap	Seg.1	Seg.2	Seg.3	Seg.4	Lap Time	km/h	Local Time
1		35.546	31.914	32.627		164,1	10:30'57.952
2	26.063	32.389	30.280	30.486	1'59.218	172,0	10:32'57.170
3	24.794	30.857	29.523	29.884	1'55.058	<b>173,1</b>	10:34'52.228
4	<b>24.663</b>	<b>30.821</b>	<b>29.355</b>	<b>29.734</b>	<b>1'54.573</b>	172,5	10:36'46.801
5	24.957	31.468	30.251	33.816	2'00.492	172,5	10:38'47.293
6	25.025	32.334	31.224	38.414	2'06.997P	170,3	10:40'54.290

10° 93 A. QUINET (1'54.886)							
Lap	Seg.1	Seg.2	Seg.3	Seg.4	Lap Time	km/h	Local Time
1		33.897	30.668	30.410		166,1	10:31'02.707
2	25.389	32.025	30.089	29.722	1'57.225	166,4	10:32'59.932
3	<b>24.854</b>	<b>30.813</b>	29.649	29.570	<b>1'54.886</b>	169,5	10:34'54.818
4	25.026	30.927	29.553	<b>29.392</b>	1'54.898	169,3	10:36'49.716
5	25.028	30.819	<b>29.459</b>	30.594	1'55.900	169,0	10:38'45.616
6	25.004	31.579	29.543	30.259	1'56.385	<b>170,1</b>	10:40'42.001

11° 21 B. SANCHEZ (1'55.060)							
Lap	Seg.1	Seg.2	Seg.3	Seg.4	Lap Time	km/h	Local Time
1		35.584	32.150	31.556		164,4	10:29'09.987
2	25.727	32.132	29.858	30.146	1'57.863	170,9	10:31'07.850
3	24.926	31.262	<b>29.500</b>	29.657	1'55.345	171,4	10:33'03.195
4	24.757	<b>30.875</b>	30.282	<b>29.514</b>	1'55.428	170,6	10:34'58.623
5	<b>24.624</b>	30.943	29.839	29.654	<b>1'55.060</b>	169,5	10:36'53.683
6	24.701	31.025	29.865	30.157	1'55.748	169,8	10:38'49.431
7	24.701	31.382	29.947	29.968	1'55.998	<b>175,0</b>	10:40'45.429

12° 35 F. DE BRUIN (1'55.368)							
Lap	Seg.1	Seg.2	Seg.3	Seg.4	Lap Time	km/h	Local Time
1		34.384	30.953	31.832		169,3	10:30'48.458
2	26.065	32.384	30.708	30.746	1'59.903	171,1	10:32'48.361
3	25.188	<b>31.399</b>	30.009	<b>29.790</b>	1'56.386	<b>173,1</b>	10:34'44.747
4	<b>24.658</b>	31.499	<b>29.355</b>	29.856	<b>1'55.368</b>	172,0	10:36'40.115
5	25.622	32.715	30.516	31.557	2'00.410	172,0	10:38'40.525
6	26.024	33.356	31.664	31.589	2'02.633	168,2	10:40'43.158

13° 32 A. PELIKANOVA (1'56.523)							
Lap	Seg.1	Seg.2	Seg.3	Seg.4	Lap Time	km/h	Local Time
1		32.965	30.832	30.680		170,6	10:33'35.981
2	25.249	31.526	<b>29.948</b>	<b>29.800</b>	<b>1'56.523</b>	<b>173,3</b>	10:35'32.504

14° 9 S. NAUD (1'56.803)							
Lap	Seg.1	Seg.2	Seg.3	Seg.4	Lap Time	km/h	Local Time
1		37.330	33.486	34.716		167,7	10:28'41.272

06/07/2019 P = Pits In/Out - C = Lap Time Cancelled

These data/results cannot be reproduced, stored and/or transmitted in whole or in part by any manner of electronic, mechanical, photocopying, recording, broadcasting or otherwise now known or herein after developed without the previous express consent by the copyright owner, except for reproduction in daily press and regular printed publications on sale to the public within 60 days of the event related to those data/results and always provided that copyright symbol appears together as follows below.

© DORNA WSBK ORGANIZATION Srl 2019



Official Fuel Supplier

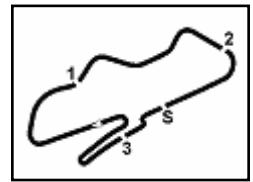


FKR PERUGIA TIMING

Official Tyre Supplier



Official Timekeeper



Donington Park 4.023 m

## Prosecco DOC UK Round, 5-7 July 2019

### Chronological Analysis Free Practice 3rd Session Gr.B

2 / 2

Lap	Seg.1	Seg.2	Seg.3	Seg.4	Lap Time	km/h	Local Time
2	27.591	34.011	31.488	32.192	2'05.282	169,8	10:30'46.554
3	26.193	32.378	31.135	30.851	2'00.557	170,1	10:32'47.111
4	25.347	31.694	30.792	30.578	1'58.411	170,6	10:34'45.522
5	<b>24.890</b>	<b>31.565</b>	<b>30.070</b>	<b>30.278</b>	<b>1'56.803</b>	174,2	10:36'42.325
6	25.260	32.024	30.718	31.141	1'59.143	<b>176,5</b>	10:38'41.468
7	25.479	32.944	30.711	31.081	2'00.215	170,6	10:40'41.683

15° 88 B. IERACI (1'57.169)							
Lap	Seg.1	Seg.2	Seg.3	Seg.4	Lap Time	km/h	Local Time
1		33.973	31.111	30.431		172,5	10:34'10.620
2	<b>24.991</b>	35.138	30.165	30.120	2'00.414	173,9	10:36'11.034
3	25.078	<b>32.209</b>	30.306	30.101	1'57.694	174,7	10:38'08.728
4	25.022	32.216	<b>29.975</b>	<b>29.956</b>	<b>1'57.169</b>	<b>175,0</b>	10:40'05.897

16° 12 R. DORE (1'57.493)							
Lap	Seg.1	Seg.2	Seg.3	Seg.4	Lap Time	km/h	Local Time
1		35.756	32.689	32.308		161,2	10:31'32.784
2	26.636	33.585	30.719	<b>29.783</b>	2'00.723	167,4	10:33'33.507
3	25.469	32.364	<b>30.279</b>	31.329	1'59.441	167,4	10:35'32.948
4	<b>25.029</b>	<b>31.592</b>	30.472	30.400	<b>1'57.493</b>	169,8	10:37'30.441
5	26.052	32.672	30.688	30.459	1'59.871	167,9	10:39'30.312
6	25.600	31.989	30.348	30.275	1'58.212	<b>171,4</b>	10:41'28.524

17° 76 L. VERWEY (1'57.703)							
Lap	Seg.1	Seg.2	Seg.3	Seg.4	Lap Time	km/h	Local Time
1		37.495	34.151	35.142		166,1	10:27'57.858
2	27.518	34.655	31.644	31.603	2'05.420	170,6	10:30'03.278
3	26.086	32.788	31.133	30.596	2'00.603	<b>171,1</b>	10:32'03.881
4	25.490	31.654	<b>30.379</b>	30.219	1'57.742	170,3	10:34'01.623
5	<b>25.024</b>	<b>31.201</b>	31.344	<b>30.134</b>	<b>1'57.703</b>	168,7	10:35'59.326
6	25.286	31.716	30.949	35.571	2'03.522P	170,6	10:38'02.848

18° 65 J. FACCO (1'57.884)							
Lap	Seg.1	Seg.2	Seg.3	Seg.4	Lap Time	km/h	Local Time
1		33.329	30.890	30.768		167,2	10:33'53.798
2	25.110	32.350	30.763	<b>30.276</b>	1'58.499	170,6	10:35'52.297
3	<b>24.961</b>	<b>31.916</b>	30.727	31.121	1'58.725	170,6	10:37'51.022
4	25.268	32.011	<b>30.137</b>	30.502	1'57.918	<b>172,8</b>	10:39'48.940
5	25.187	31.953	30.283	30.461	<b>1'57.884</b>	170,6	10:41'46.824

19° 39 J. PEREZ GONZALEZ (1'58.514)							
Lap	Seg.1	Seg.2	Seg.3	Seg.4	Lap Time	km/h	Local Time
1		34.238	37.701	33.351		170,1	10:30'13.992
2	26.891	33.310	32.619	31.038	2'03.858	167,7	10:32'17.850
3	25.968	31.939	31.102	30.795	1'59.804	168,7	10:34'17.654
4	25.578	32.165	30.880	<b>30.078</b>	1'58.701	169,8	10:36'16.355
5	<b>25.111</b>	<b>31.518</b>	<b>30.568</b>	31.317	<b>1'58.514</b>	<b>173,1</b>	10:38'14.869
6	25.618	31.571	30.916	31.450	1'59.555	169,8	10:40'14.424

20° 69 J. BUIS (1'58.732)							
Lap	Seg.1	Seg.2	Seg.3	Seg.4	Lap Time	km/h	Local Time
1		38.287	32.850	32.277		166,1	10:29'11.162
2	26.636	33.268	31.184	31.098	2'02.186	172,5	10:31'13.348
3	26.113	32.601	31.010	31.119	2'00.843	171,7	10:33'14.191
4	25.960	32.616	30.695	30.612	1'59.883	171,1	10:35'14.074
5	25.671	32.476	30.614	<b>30.210</b>	1'58.971	170,6	10:37'13.045
6	25.809	32.804	<b>30.243</b>	30.464	1'59.320	<b>173,3</b>	10:39'12.365
7	<b>25.544</b>	<b>32.290</b>	30.526	30.372	<b>1'58.732</b>	172,5	10:41'11.097

21° 42 M. GARCIA (1'59.517)							
Lap	Seg.1	Seg.2	Seg.3	Seg.4	Lap Time	km/h	Local Time
1							

22° 78 J. FORAY (1'59.556)							
Lap	Seg.1	Seg.2	Seg.3	Seg.4	Lap Time	km/h	Local Time
1		37.266	32.355	32.257		169,5	10:32'40.537
2	26.371	33.129	30.913	31.051	2'01.464	172,5	10:34'42.001
3	25.829	32.495	30.380	<b>30.852</b>	<b>1'59.556</b>	170,1	10:36'41.557
4	<b>25.481</b>	<b>32.370</b>	<b>30.273</b>	31.870	1'59.994	176,2	10:38'41.551
5	25.741	33.115	30.369	31.320	2'00.545	<b>176,8</b>	10:40'42.096

23° 3 M. PEDENEAU (2'00.286)							
Lap	Seg.1	Seg.2	Seg.3	Seg.4	Lap Time	km/h	Local Time
1		41.809	36.055	39.544		124,5	10:32'05.433
2	<b>26.309</b>	<b>32.458</b>	<b>30.539</b>	<b>30.980</b>	<b>2'00.286</b>	<b>172,2</b>	10:34'05.719
3	28.536	42.617	32.621	33.414	2'17.188P	168,5	10:36'22.907

24° 46 S. DI SORA (2'00.502)							
Lap	Seg.1	Seg.2	Seg.3	Seg.4	Lap Time	km/h	Local Time
1		38.879	33.013	34.525		168,7	10:29'36.376
2	27.855	34.268	31.417	32.323	2'05.863	172,5	10:31'42.239
3	26.216	33.213	31.086	31.299	2'01.814	172,8	10:33'44.053
4	<b>25.669</b>	<b>32.569</b>	30.825	31.439	<b>2'00.502</b>	173,6	10:35'44.555
5	26.082	32.716	30.950	31.786	2'01.534	175,0	10:37'46.089
6	26.576	33.360	30.800	<b>31.261</b>	2'01.997	174,5	10:39'48.086
7	25.864	32.914	<b>30.435</b>	31.304	2'00.517	<b>177,0</b>	10:41'48.603

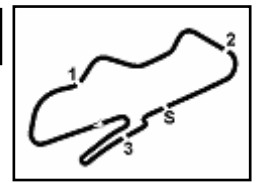
25° 77 V. SCHWARZ							
Lap	Seg.1	Seg.2	Seg.3	Seg.4	Lap Time	km/h	Local Time
1		34.413	<b>31.731</b>	<b>31.704</b>		<b>167,9</b>	10:29'15.839

06/07/2019 P = Pits In/Out - C = Lap Time Cancelled

These data/results cannot be reproduced, stored and/or transmitted in whole or in part by any manner of electronic, mechanical, photocopying, recording, broadcasting or otherwise now known or herein after developed without the previous express consent by the copyright owner, except for reproduction in daily press and regular printed publications on sale to the public within 60 days of the event related to those data/results and always provided that copyright symbol appears together as follows below.

© DORNA WSBK ORGANIZATION Srl 2019

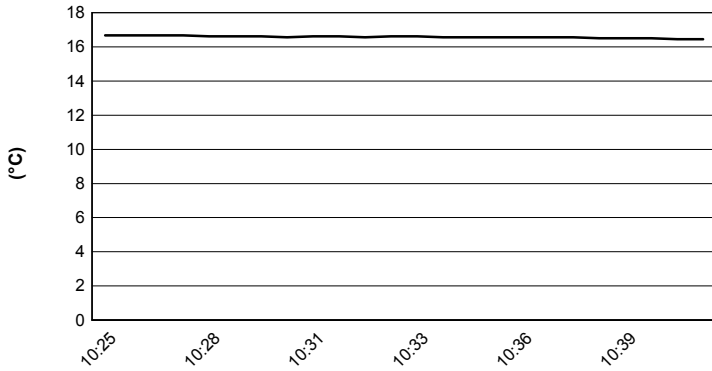




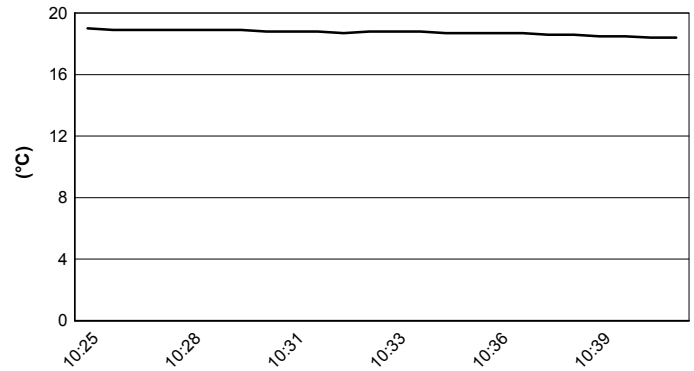
Donington Park 4.023 m

**Prosecco DOC UK Round, 5-7 July 2019**  
**Weather Report Free Practice 3rd Session Gr.B**  
Session started 10:25 - Session ended 10:41

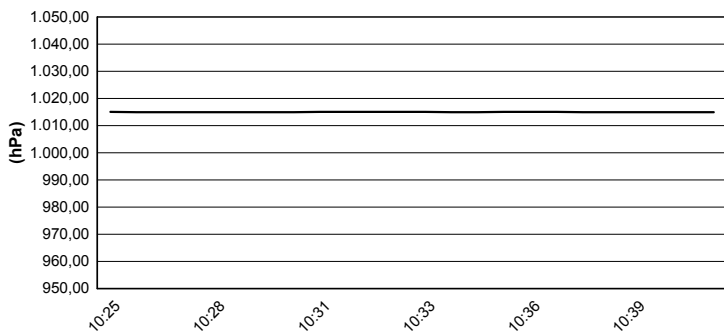
**Air Temperature**



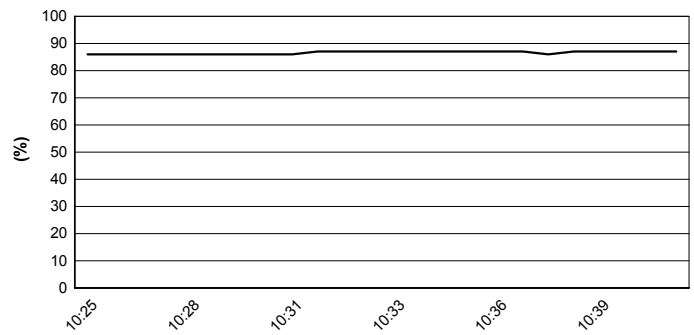
**Track Temperature**



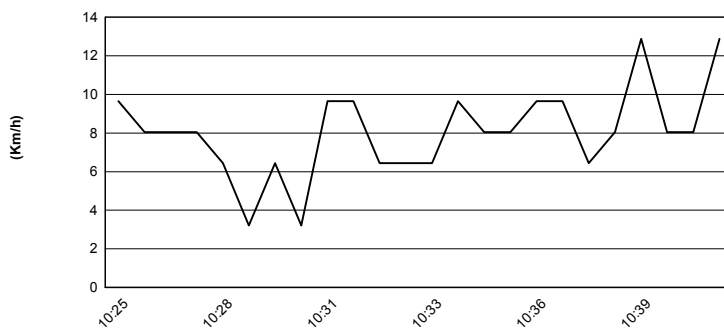
**Air Pressure**



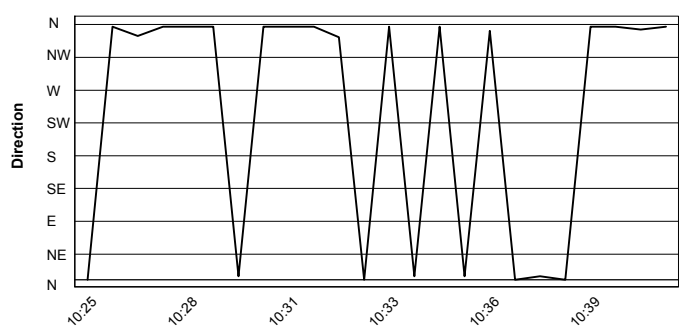
**Humidity**



**Wind Speed**



**Wind Direction**



06/07/2019

These data/results cannot be reproduced, stored and/or transmitted in whole or in part by any manner of electronic, mechanical, photocopying, recording, broadcasting or otherwise now known or herein after developed without the previous express consent by the copyright owner, except for reproduction in daily press and regular printed publications on sale to the public within 60 days of the event related to those data/results and always provided that copyright symbol appears together as follows below.

© DORNA WSBK ORGANIZATION Srl 2019



Official Fuel Supplier



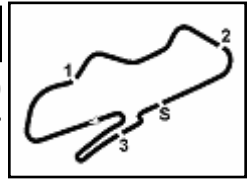
FICR PERUGIA TIMING

Official Tyre Supplier



Official Timekeeper





## Prosecco DOC UK Round, 5-7 July 2019

### Free Practices Combined Times

Donington Park 4.023 m

No.	Rider	Nat	Team	Bike	Class	Time			Gap	Rel.	Avg	LL	
1	<b>18 M. GONZALEZ</b>	ESP	Kawasaki ParkinGO Team	Kawasaki Ninja 400	B	1'42.637	<b>1'41.711</b>	1'53.694	<b>1'41.711</b>		142,392	32	
2	<b>25 A. VERDOÍA</b>	FRA	BCD Yamaha MS Racing	Yamaha YZF-R3	B	1'42.128	<b>1'41.831</b>	1'51.141	<b>1'41.831</b>	0.120	0.120	142,224	36
3	<b>95 S. DEROUE</b>	NED	Kawasaki MOTOPOST	Kawasaki Ninja 400	B	1'43.101	<b>1'41.913</b>	1'54.423	<b>1'41.913</b>	0.202	0.082	142,109	34
4	<b>42 M. GARCIA</b>	ESP	DS Junior Team	Kawasaki Ninja 400	B	1'42.618	<b>1'42.315</b>	1'59.517	<b>1'42.315</b>	0.604	0.402	141,551	27
5	<b>6 R. SCHOTMAN</b>	NED	Kawasaki MOTOPOST	Kawasaki Ninja 400	A	1'43.841	<b>1'42.349</b>	1'44.470	<b>1'42.349</b>	0.638	0.034	141,504	35
6	<b>72 V. STEEMAN</b>	NED	Freudenberg KTM Junior Team	KTM RC 390 R	B	1'43.050	<b>1'42.380</b>	1'51.555	<b>1'42.380</b>	0.669	0.031	141,461	32
7	<b>22 N. KALININ</b>	UKR	Nutec - RT Motorsports by SKM - Kawasaki	Kawasaki Ninja 400	A	1'43.744	<b>1'42.437</b>	1'43.378	<b>1'42.437</b>	0.726	0.057	141,383	35
8	<b>55 G. HENDRA PRATAMA</b>	INA	Semakin Di Depan Biblion Motocrossing	Yamaha YZF-R3	A	1'43.347	<b>1'42.463</b>	1'43.551	<b>1'42.463</b>	0.752	0.026	141,347	36
9	<b>28 O. BONOLI</b>	ITA	Team Trasimeno Yamaha	Yamaha YZF-R3	A	1'45.091	<b>1'42.506</b>	1'48.380	<b>1'42.506</b>	0.795	0.043	141,287	36
10	<b>15 M. BASTIANELLI</b>	ITA	Prodina IRCOS Kawasaki	Kawasaki Ninja 400	A	1'44.466	<b>1'42.562</b>	1'47.381	<b>1'42.562</b>	0.851	0.056	141,210	31
11	<b>41 J. JAHNIG</b>	GER	Freudenberg KTM Junior Team	KTM RC 390 R	A	1'44.106	<b>1'42.787</b>	1'43.999	<b>1'42.787</b>	1.076	0.225	140,901	34
12	<b>20 D. LOUREIRO</b>	RSA	Nutec - RT Motorsports by SKM - Kawasaki	Kawasaki Ninja 400	B	1'43.194	<b>1'42.817</b>	1'54.203	<b>1'42.817</b>	1.106	0.030	140,860	37
13	<b>88 B. IERACI</b>	ITA	Kawasaki GP Project	Kawasaki Ninja 400	B	1'43.647	<b>1'43.019</b>	1'57.169	<b>1'43.019</b>	1.308	0.202	140,584	28
14	<b>8 M. PEREZ</b>	ESP	Scuderia Maranga Racing	Kawasaki Ninja 400	A	1'44.337	<b>1'43.073</b>	1'46.052	<b>1'43.073</b>	1.362	0.054	140,510	34
15	<b>27 F. ROVELLI</b>	ITA	Kawasaki ParkinGO Team	Kawasaki Ninja 400	A	1'45.090	<b>1'43.183</b>	1'49.898	<b>1'43.183</b>	1.472	0.110	140,360	27
16	<b>94 E. MCGLINCHEY</b>	GBR	Flembo Leader Team	Kawasaki Ninja 400	A	1'45.730	<b>1'43.245</b>	1'49.722	<b>1'43.245</b>	1.534	0.062	140,276	33
17	<b>1 A. CARRASCO</b>	ESP	Kawasaki Provec WorldSSP300	Kawasaki Ninja 400	A	1'43.706	<b>1'43.376</b>	1'44.287	<b>1'43.376</b>	1.665	0.131	140,098	31
18	<b>17 K. MEUFFELS</b>	NED	Freudenberg KTM WorldSSP Team	KTM RC 390 R	A	1'47.349	<b>1'43.435</b>	1'46.177	<b>1'43.435</b>	1.724	0.059	140,018	23
19	<b>97 M. KAPPLER</b>	GER	Freudenberg KTM WorldSSP Team	KTM RC 390 R	B	1'44.571	<b>1'43.443</b>	1'53.921	<b>1'43.443</b>	1.732	0.008	140,008	37
20	<b>69 J. BUIS</b>	NED	MTM Racing Team	Kawasaki Ninja 400	B	1'44.124	<b>1'43.473</b>	1'58.732	<b>1'43.473</b>	1.762	0.030	139,967	36
21	<b>21 B. SANCHEZ</b>	ESP	Scuderia Maranga Racing	Kawasaki Ninja 400	B	1'43.523	1'43.526	1'55.060	<b>1'43.523</b>	1.812	0.050	139,899	33
22	<b>64 H. DE CANCELLIS</b>	FRA	Team Trasimeno Yamaha	Yamaha YZF-R3	B	1'43.604	1'43.999	1'54.573	<b>1'43.604</b>	1.893	0.081	139,790	32
23	<b>13 D. IOZZO</b>	RSA	Nutec - RT Motorsports by SKM - Kawasaki	Kawasaki Ninja 400	A	1'45.426	<b>1'43.645</b>	1'48.948	<b>1'43.645</b>	1.934	0.041	139,735	34
24	<b>52 O. KÖNIG</b>	CZE	ACCR Czech Talent Team - Willi Race	Kawasaki Ninja 400	A	1'45.065	<b>1'43.661</b>	1'44.168	<b>1'43.661</b>	1.950	0.016	139,713	27
25	<b>46 S. DI SORA</b>	FRA	Flembo Leader Team	Kawasaki Ninja 400	B	1'44.422	<b>1'43.796</b>	2'00.502	<b>1'43.796</b>	2.085	0.135	139,531	38
26	<b>44 T. BRAMICH</b>	AUS	Carl Cox-RT Motorsports by SKM-Kawasaki	Kawasaki Ninja 400	B	1'45.010	<b>1'43.848</b>	1'54.567	<b>1'43.848</b>	2.137	0.052	139,462	36
27	<b>61 Y. OKAYA</b>	JPN	DS Junior Team	Kawasaki Ninja 400	A	1'45.525	<b>1'44.066</b>	1'53.769	<b>1'44.066</b>	2.355	0.218	139,169	38
28	<b>85 K. SABATUCCI</b>	ITA	Team Trasimeno Yamaha	Yamaha YZF-R3	A	1'45.316	<b>1'44.066</b>	1'49.070	<b>1'44.066</b>	2.355		139,169	36
29	<b>36 B. NEILA</b>	ESP	BCD Yamaha MS Racing	Yamaha YZF-R3	B	1'44.090	1'44.451	1'54.131	<b>1'44.090</b>	2.379	0.024	139,137	34
30	<b>66 D. OTTEN</b>	NED	MTM Racing Team	Kawasaki Ninja 400	A	1'45.570	<b>1'44.099</b>	1'45.554	<b>1'44.099</b>	2.388	0.009	139,125	35
31	<b>14 E. DE LA VEGA</b>	FRA	Team MHP Racing-Patrick Pons	Yamaha YZF-R3	A	1'44.592	<b>1'44.112</b>	1'47.963	<b>1'44.112</b>	2.401	0.013	139,108	35
32	<b>16 M. LUNA BAYEN</b>	ESP	Kawasaki GP Project	Kawasaki Ninja 400	A	1'46.089	<b>1'44.168</b>	1'57.891	<b>1'44.168</b>	2.457	0.056	139,033	33
33	<b>35 F. DE BRUIN</b>	NED	Team Trasimeno Yamaha	Yamaha YZF-R3	B	1'44.593	<b>1'44.224</b>	1'55.368	<b>1'44.224</b>	2.513	0.056	138,958	35
34	<b>23 P. GIACOMINI</b>	ITA	Kawasaki GP Project	Kawasaki Ninja 400	A	1'45.852	<b>1'44.495</b>	1'51.036	<b>1'44.495</b>	2.784	0.271	138,598	31
35	<b>58 T. FINOCCHIARO</b>	GBR	Transmec KTM Racing Junior Team	KTM RC 390 R	B	1'46.310	<b>1'44.579</b>		<b>1'44.579</b>	2.868	0.084	138,487	29
36	<b>7 T. KAWAKAMI</b>	BRA	BCD Yamaha MS Racing	Yamaha YZF-R3	A	1'45.479	<b>1'44.582</b>	1'46.145	<b>1'44.582</b>	2.871	0.003	138,483	35
37	<b>84 K. ALOISI</b>	ITA	DS Junior Team	Kawasaki Ninja 400	A	1'45.997	<b>1'44.661</b>	1'49.837	<b>1'44.661</b>	2.950	0.079	138,378	37
38	<b>78 J. FORAY</b>	FRA	Prodina IRCOS Kawasaki	Kawasaki Ninja 400	B	1'45.428	<b>1'44.663</b>	1'59.556	<b>1'44.663</b>	2.952	0.002	138,376	33
39	<b>47 F. HERNANDEZ MOYAN</b>	ESP	BCD Yamaha MS Racing	Yamaha YZF-R3	A	1'44.680	1'44.872	1'45.864	<b>1'44.680</b>	2.969	0.017	138,353	38
40	<b>65 J. FACCO</b>	ITA	Semakin Di Depan Biblion Motocrossing	Yamaha YZF-R3	B	1'44.923	1'45.103	1'57.884	<b>1'44.923</b>	3.212	0.243	138,033	30
41	<b>3 M. PEDENEAU</b>	FRA	Team MHP Racing-Patrick Pons	Yamaha YZF-R3	B	1'45.062	1'45.074	2'00.286	<b>1'45.062</b>	3.351	0.139	137,850	30
42	<b>74 K. VERWEY</b>	GBR	Team XG Racing	Kawasaki Ninja 400	A	1'45.937	<b>1'45.098</b>	1'47.329	<b>1'45.098</b>	3.387	0.036	137,803	36
43	<b>71 T. EDWARDS</b>	AUS	Kawasaki ParkinGO Team	Kawasaki Ninja 400	A	1'45.196		1'49.233	<b>1'45.196</b>	3.485	0.098	137,674	11
44	<b>39 J. PEREZ GONZALEZ</b>	ESP	DS Junior Team	Kawasaki Ninja 400	B	1'45.280	1'45.404	1'58.514	<b>1'45.280</b>	3.569	0.084	137,565	36
45	<b>12 R. DORE</b>	FRA	Team MHP Racing-Patrick Pons	Yamaha YZF-R3	B	1'46.926	<b>1'45.432</b>	1'57.493	<b>1'45.432</b>	3.721	0.152	137,366	36
46	<b>32 A. PELIKANOVA</b>	CZE	Kawasaki GP Project	Kawasaki Ninja 400	B	1'47.199	<b>1'45.597</b>	1'56.523	<b>1'45.597</b>	3.886	0.165	137,152	31
47	<b>57 L. LOI</b>	BEL	2R Racing Team	Kawasaki Ninja 400	A	1'46.365	<b>1'45.804</b>	1'48.412	<b>1'45.804</b>	4.093	0.207	136,883	30
48	<b>33 K. HARTMANN</b>	FRA	Team MHP Racing-Patrick Pons	Yamaha YZF-R3	A	1'47.237	<b>1'46.062</b>	1'50.727	<b>1'46.062</b>	4.351	0.258	136,550	34
49	<b>93 A. QUINET</b>	FRA	TGP Racing	Honda CBR500R	B	1'47.978	<b>1'46.120</b>	1'54.886	<b>1'46.120</b>	4.409	0.058	136,476	33
50	<b>77 V. SCHWARZ</b>	CZE	ACCR Czech Talent Team - Willi Race	Kawasaki Ninja 400	B	1'46.813	<b>1'46.652</b>		<b>1'46.652</b>	4.941	0.532	135,795	29
51	<b>76 L. VERWEY</b>	GBR	Team XG Racing	Kawasaki Ninja 400	B	1'47.264	<b>1'47.111</b>	1'57.703	<b>1'47.111</b>	5.400	0.459	135,213	33
52	<b>9 S. NAUD</b>	FRA	2R Racing Team	Kawasaki Ninja 400	B	1'51.117	<b>1'47.315</b>	1'56.803	<b>1'47.315</b>	5.604	0.204	134,956	33
53	<b>19 B. MOLINA</b>	CHI	Terra e Moto	Yamaha YZF-R3	A	1'49.928	<b>1'47.415</b>	2'03.498	<b>1'47.415</b>	5.704	0.100	134,830	31
54	<b>54 B. SOFUOGLU</b>	TUR	Turkish Puccetti Racing by TSM	Kawasaki Ninja 400	B							0	

06/07/2019

These data/results cannot be reproduced, stored and/or transmitted in whole or in part by any manner of electronic, mechanical, photocopying, recording, broadcasting or otherwise now known or herein after developed without the previous express consent by the copyright owner, except for reproduction in daily press and regular printed publications on sale to the public within 60 days of the event related to those data/results and always provided that copyright symbol appears together as follows below.

© DORNA WSBK ORGANIZATION Srl 2019

