

Pirelli Italian Round, 10-12 May 2019

Biographical Entry List

Imola Circuit 4.936 m

No.	Rider (Abbreviation)	Nat	Bike Team	Wins 2019	Podiums 2019	Pole 2019	Races 2019	Tyres	Class
Age	Date of Birth	Place of Birth							
1	1 REA Jonathan (Rea)	GBR	Kawasaki ZX-10RR Kawasaki Racing Team WorldSBK	71	145	17	254	Pirelli	
	32 02/02/1987	Ballymena			11	1	11		
2	2 CAMIER Leon (Cam)	GBR	Honda CBR1000RR Moriwaki Althea Honda Team		9		215	Pirelli	
	32 04/08/1986	Ashford Kent					10		
3	7 DAVIES Chaz (Dav)	GBR	Ducati Panigale V4 R ARUBA.IT Racing - Ducati	29	81	6	188	Pirelli	
	32 10/02/1987	Knighton			2		11		
4	11 CORTESE Sandro (Cor)	GER	Yamaha YZF R1 GRT Yamaha WorldSBK				11	Pirelli	IND
	29 06/01/1990	Ochsenhausen					11		
5	19 BAUTISTA Alvaro (Bau)	ESP	Ducati Panigale V4 R ARUBA.IT Racing - Ducati	11	11	3	11	Pirelli	
	34 21/11/1984	Talavera de la Reina		11	11	3	11		
6	21 RINALDI Michael Ruben (Rin)	ITA	Ducati Panigale V4 R BARNI Racing Team				27	Pirelli	IND
	23 21/12/1995	Rimini					11		
7	22 LOWES Alex (Low)	GBR	Yamaha YZF R1 Pata Yamaha WorldSBK Team	1	15	1	140	Pirelli	
	28 14/09/1990	Lincoln			4		11		
8	23 KIYONARI Ryuichi (Kiy)	JPN	Honda CBR1000RR Moriwaki Althea Honda Team	3	6		64	Pirelli	
	36 23/09/1982	Saitama					11		
9	28 REITERBERGER Markus (Rei)	GER	BMW S1000 RR BMW Motorrad WorldSBK Team				49	Pirelli	
	25 09/03/1994	Trostberg					11		
10	33 MELANDRI Marco (Mel)	ITA	Yamaha YZF R1 GRT Yamaha WorldSBK	22	73	4	164	Pirelli	IND
	36 07/08/1982	Ravenna			1		11		
11	50 LAVERTY Eugene (Lav)	IRL	Ducati Panigale V4 R Team Gooleven	13	35	3	162	Pirelli	IND
	32 03/06/1986	Toomebridge					11		
12	52 DELBIANCO Alessandro (Del)	ITA	Honda CBR1000RR Althea Mie Racing Team				11	Pirelli	IND
	21 31/07/1997	Rimini					11		
13	54 RAZGATLIOGLU Toprak (Raz)	TUR	Kawasaki ZX-10RR Turkish Puccetti Racing		2		35	Pirelli	IND
	22 16/10/1996	Sakarya					11		
14	60 VAN DER MARK Michael (vdM)	NED	Yamaha YZF R1 Pata Yamaha WorldSBK Team	2	23	1	114	Pirelli	
	26 26/10/1992	Gouda			2		11		
15	66 SYKES Tom (Syk)	GBR	BMW S1000 RR BMW Motorrad WorldSBK Team	34	108	48	270	Pirelli	
	33 19/08/1985	Huddersfield					11		
16	80 BARBERA Hector (Bar)	ESP	Kawasaki ZX-10RR Orelac Racing VerdNatura				2	Pirelli	IND
	32 02/11/1986	Dos Aguas					2		
17	81 TORRES Jordi (Tor)	ESP	Kawasaki ZX-10RR Team Pedercini Racing	1	4		110	Pirelli	IND
	31 27/08/1987	Terrassa					11		
18*	87 ZANETTI Lorenzo (Zan)	ITA	Ducati Panigale V4 R Motocorsa Racing				27	Pirelli	IND
	31 10/08/1987	Brescia							
19	91 HASLAM Leon (Has)	GBR	Kawasaki ZX-10RR Kawasaki Racing Team WorldSBK	5	41	3	228	Pirelli	
	35 31/05/1983	Derby			2		11		

10/05/2019

* = Wild Card

** = One Event

These data/results cannot be reproduced, stored and/or transmitted in whole or in part by any manner of electronic, mechanical, photocopying, recording, broadcasting or otherwise now known or herein after developed without the previous express consent by the copyright owner, except for reproduction in daily press and regular printed publications on sale to the public within 60 days of the event related to those data/results and always provided that copyright symbol appears together as follows below.

© DORNA WSBK ORGANIZATION Srl 2019

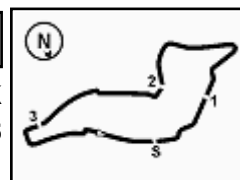
FIKX PERUGIA TIMING



Official Tyre Supplier



Official Timekeeper



Imola Circuit 4.936 m

1 / 2

Pirelli Italian Round, 10-12 May 2019

Results Free Practice 1st Session

No.	Rider	Nat	Team	Bike	Class	Time	Gap	Rel.	Laps	Speed	
										Avg	Max
1	1 J. REA	GBR	Kawasaki Racing Team WorldSBK	Kawasaki ZX-10RR		1'46.636			21	166,638	282,2
2	7 C. DAVIES	GBR	ARUBA.IT Racing - Ducati	Ducati Panigale V4 R		1'46.924	0.288	0.288	22	166,189	285,9
3	19 A. BAUTISTA	ESP	ARUBA.IT Racing - Ducati	Ducati Panigale V4 R		1'47.270	0.634	0.346	21	165,653	280,7
4	91 L. HASLAM	GBR	Kawasaki Racing Team WorldSBK	Kawasaki ZX-10RR		1'47.434	0.798	0.164	20	165,400	276,4
5	66 T. SYKES	GBR	BMW Motorrad WorldSBK Team	BMW S1000 RR		1'47.552	0.916	0.118	18	165,219	277,1
6	60 M. VAN DER MARK	NED	Pata Yamaha WorldSBK Team	Yamaha YZF R1		1'47.559	0.923	0.007	20	165,208	278,5
7	21 M. RINALDI	ITA	BARNI Racing Team	Ducati Panigale V4 R	IND	1'47.828	1.192	0.269	18	164,796	283,7
8	33 M. MELANDRI	ITA	GRT Yamaha WorldSBK	Yamaha YZF R1	IND	1'47.973	1.337	0.145	20	164,574	275,0
9	22 A. LOWES	GBR	Pata Yamaha WorldSBK Team	Yamaha YZF R1		1'48.011	1.375	0.038	15	164,517	274,3
10	54 T. RAZGATLIOGLU	TUR	Turkish Puccetti Racing	Kawasaki ZX-10RR	IND	1'48.319	1.683	0.308	22	164,049	278,5
11	28 M. REITERBERGER	GER	BMW Motorrad WorldSBK Team	BMW S1000 RR		1'48.430	1.794	0.111	19	163,881	278,5
12	11 S. CORTESE	GER	GRT Yamaha WorldSBK	Yamaha YZF R1	IND	1'48.457	1.821	0.027	15	163,840	270,9
13	81 J. TORRES	ESP	Team Pedercini Racing	Kawasaki ZX-10RR	IND	1'48.808	2.172	0.351	18	163,312	277,1
14	87 L. ZANETTI	ITA	Motocorsa Racing	Ducati Panigale V4 R	IND	1'48.908	2.272	0.100	16	163,162	280,0
15	2 L. CAMIER	GBR	Moriwaki Althea Honda Team	Honda CBR1000RR		1'49.302	2.666	0.394	22	162,573	270,9
16	80 H. BARBERA	ESP	Orelac Racing VerdNatura	Kawasaki ZX-10RR	IND	1'49.739	3.103	0.437	21	161,926	274,3
17	23 R. KIYONARI	JPN	Moriwaki Althea Honda Team	Honda CBR1000RR		1'50.024	3.388	0.285	20	161,507	274,3
18	52 A. DELBIANCO	ITA	Althea Mie Racing Team	Honda CBR1000RR	IND	1'50.750	4.114	0.726	19	160,448	266,8
19	50 E. LAVERTY	IRL	Team Goeven	Ducati Panigale V4 R	IND	1'51.747	5.111	0.997	3	159,016	267,5

Qualifying Lap Time (107% of 1'46.636): **1'54.102**

AIR	Humidity:	54%	Temp:	20°C
TRACK	Condition:	Dry	Temp:	28°C

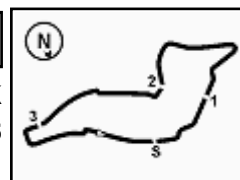
Records	Pole	(SP2)	2016	C.Davies	1'45.598	168,280	Km/h
	Race	(RC1)	2017	C.Davies	1'46.393	167,020	Km/h
	All Times	(SP2)	2016	C.Davies	1'45.598	168,280	Km/h

Start 10/05/2019 10:30
End 11:33

The results are provisional until the end of the time limit for protests and appeals and the completion of the technical checks.

These data/results cannot be reproduced, stored and/or transmitted in whole or in part by any manner of electronic, mechanical, photocopying, recording, broadcasting or otherwise now known or herein after developed without the previous express consent by the copyright owner, except for reproduction in daily press and regular printed publications on sale to the public within 60 days of the event related to those data/results and always provided that copyright symbol appears together as follows below.

© DORNA WSBK ORGANIZATION Srl 2019



Pirelli Italian Round, 10-12 May 2019

Results Free Practice 1st Session

Session Highlights

Local Time	No. Rider	Description
10.30.00		Start
10.31.06	50 E. LAVERTY	Technical Problem - Re-Joined - Turn 4
10.32.54		WorldSBK Pit Intervention Time: 1min 3sec
10.35.18	33 M. MELANDRI	Current Lap Cancelled - Exceeded Track Limits - Turn 14
10.35.30	80 H. BARBERA	Current Lap Cancelled - Exceeded Track Limits - Turn 14
10.35.50	28 M. REITERBERGER	Current Lap Cancelled - Exceeded Track Limits - Turn 14
10.35.51	23 R. KIYONARI	Current Lap Cancelled - Exceeded Track Limits - Turn 14
10.39.21	80 H. BARBERA	Current Lap Cancelled - Exceeded Track Limits - Turn 14
10.39.30	80 H. BARBERA	On Asphalt - Re-Joined - Turn 12
10.40.01	60 M. VAN DER MARK	On Asphalt - Re-Joined - Turn 11
10.40.35	28 M. REITERBERGER	On Asphalt - Re-Joined - Turn 2
10.41.43	87 L. ZANETTI	Current Lap Cancelled - Exceeded Track Limits - Turn 14
10.43.38	87 L. ZANETTI	Current Lap Cancelled - Exceeded Track Limits - Turn 14
10.45.03	7 C. DAVIES	Current Lap Cancelled - Exceeded Track Limits - Turn 14
10.48.33	50 E. LAVERTY	Crashed - Turn 12
10.48.35		RED FLAG
10.51.57	50 E. LAVERTY	Medical Centre
10.53.06	50 E. LAVERTY	Entered Pits
11.00.00		Session Restart
11.01.22	11 S. CORTESE	Current Lap Cancelled - Exceeded Track Limits - Turn 14
11.03.10	33 M. MELANDRI	Current Lap Cancelled - Exceeded Track Limits - Turn 14
11.06.57	52 A. DELBIANCO	Current Lap Cancelled - Exceeded Track Limits - Turn 14
11.09.25	33 M. MELANDRI	Current Lap Cancelled - Exceeded Track Limits - Turn 21
11.11.31	19 A. BAUTISTA	On Asphalt - Re-Joined - Turn 14
11.30.19	87 L. ZANETTI	Current Lap Cancelled - Exceeded Track Limits - Turn 14
11.33.57		End Of Session

Fastest Laps Sequence

No.	Rider	Nat	Team	Bike	Local Time	Time	Gap	Avg
1	J. REA	GBR	Kawasaki Racing Team WorldSBK	Kawasaki ZX-10RR	10:33'45.989	1'48.901		163,172
1	J. REA	GBR	Kawasaki Racing Team WorldSBK	Kawasaki ZX-10RR	10:35'34.655	1'48.666	-0.235	163,525
91	L. HASLAM	GBR	Kawasaki Racing Team WorldSBK	Kawasaki ZX-10RR	10:35'36.613	1'48.545	-0.121	163,707
7	C. DAVIES	GBR	ARUBA.IT Racing - Ducati	Ducati Panigale V4 R	10:36'29.474	1'48.230	-0.315	164,184
1	J. REA	GBR	Kawasaki Racing Team WorldSBK	Kawasaki ZX-10RR	10:37'22.073	1'47.418	-0.812	165,425
1	J. REA	GBR	Kawasaki Racing Team WorldSBK	Kawasaki ZX-10RR	10:39'08.944	1'46.871	-0.547	166,271
1	J. REA	GBR	Kawasaki Racing Team WorldSBK	Kawasaki ZX-10RR	11:07'16.048	1'46.855	-0.016	166,296
1	J. REA	GBR	Kawasaki Racing Team WorldSBK	Kawasaki ZX-10RR	11:09'02.684	1'46.636	-0.219	166,638

Start 10:30 End 11:33 The results are provisional until the end of the time limit for protests and appeals and the completion of the technical checks.

These data/results cannot be reproduced, stored and/or transmitted in whole or in part by any manner of electronic, mechanical, photocopying, recording, broadcasting or otherwise now known or herein after developed without the previous express consent by the copyright owner, except for reproduction in daily press and regular printed publications on sale to the public within 60 days of the event related to those data/results and always provided that copyright symbol appears together as follows below.

© DORNA WSBK ORGANIZATION Srl 2019

Pirelli Italian Round, 10-12 May 2019 Best Sectors & Speed Free Practice 1st Session

BEST LAP			
1	1 J. REA	Kawasaki ZX-10RR	1'46.636
2	7 C. DAVIES	Ducati Panigale V4 R	1'46.924
3	19 A. BAUTISTA	Ducati Panigale V4 R	1'47.270
4	91 L. HASLAM	Kawasaki ZX-10RR	1'47.434
5	66 T. SYKES	BMW S1000 RR	1'47.552
6	60 M. VAN DER MARK	Yamaha YZF R1	1'47.559
7	21 M. RINALDI	Ducati Panigale V4 R	1'47.828
8	33 M. MELANDRI	Yamaha YZF R1	1'47.973
9	22 A. LOWES	Yamaha YZF R1	1'48.011
10	54 T. RAZGATLIOGLU	Kawasaki ZX-10RR	1'48.319
11	28 M. REITERBERGER	BMW S1000 RR	1'48.430
12	11 S. CORTESE	Yamaha YZF R1	1'48.457
13	81 J. TORRES	Kawasaki ZX-10RR	1'48.808
14	87 L. ZANETTI	Ducati Panigale V4 R	1'48.908
15	2 L. CAMIER	Honda CBR1000RR	1'49.302
16	80 H. BARBERA	Kawasaki ZX-10RR	1'49.739
17	23 R. KIYONARI	Honda CBR1000RR	1'50.024
18	52 A. DELBIANCO	Honda CBR1000RR	1'50.750
19	50 E. LAVERTY	Ducati Panigale V4 R	1'51.747

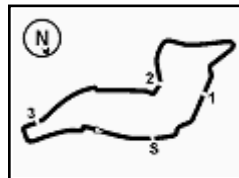
SPEED			
1	7 C. DAVIES	Ducati Panigale V4 R	285.9
2	21 M. RINALDI	Ducati Panigale V4 R	283.7
3	1 J. REA	Kawasaki ZX-10RR	282.2
4	19 A. BAUTISTA	Ducati Panigale V4 R	280.7
5	87 L. ZANETTI	Ducati Panigale V4 R	280.0
6	54 T. RAZGATLIOGLU	Kawasaki ZX-10RR	278.5
7	28 M. REITERBERGER	BMW S1000 RR	278.5
8	60 M. VAN DER MARK	Yamaha YZF R1	278.5
9	66 T. SYKES	BMW S1000 RR	277.1
10	81 J. TORRES	Kawasaki ZX-10RR	277.1
11	91 L. HASLAM	Kawasaki ZX-10RR	276.4
12	33 M. MELANDRI	Yamaha YZF R1	275.0
13	22 A. LOWES	Yamaha YZF R1	274.3
14	80 H. BARBERA	Kawasaki ZX-10RR	274.3
15	23 R. KIYONARI	Honda CBR1000RR	274.3
16	11 S. CORTESE	Yamaha YZF R1	270.9
17	2 L. CAMIER	Honda CBR1000RR	270.9
18	50 E. LAVERTY	Ducati Panigale V4 R	267.5
19	52 A. DELBIANCO	Honda CBR1000RR	266.8

SEG. 1			SEG. 2			SEG. 3			SEG. 4		
1	7 C. DAVIES	22.598	1	66 T. SYKES	33.375	1	1 J. REA	28.065	1	1 J. REA	22.344
2	19 A. BAUTISTA	22.601	2	7 C. DAVIES	33.397	2	7 C. DAVIES	28.231	2	22 A. LOWES	22.464
3	1 J. REA	22.645	3	1 J. REA	33.406	3	19 A. BAUTISTA	28.270	3	7 C. DAVIES	22.474
4	21 M. RINALDI	22.654	4	19 A. BAUTISTA	33.517	4	66 T. SYKES	28.387	4	66 T. SYKES	22.523
5	91 L. HASLAM	22.840	5	91 L. HASLAM	33.553	5	60 M. VAN DER MARK	28.461	5	91 L. HASLAM	22.543
6	60 M. VAN DER MARK	22.886	6	60 M. VAN DER MARK	33.573	6	91 L. HASLAM	28.489	6	60 M. VAN DER MARK	22.563
7	66 T. SYKES	22.901	7	33 M. MELANDRI	33.619	7	11 S. CORTESE	28.524	7	28 M. REITERBERGER	22.602
8	54 T. RAZGATLIOGLU	22.912	8	22 A. LOWES	33.663	8	33 M. MELANDRI	28.599	8	33 M. MELANDRI	22.617
9	87 L. ZANETTI	22.983	9	21 M. RINALDI	33.683	9	22 A. LOWES	28.610	9	19 A. BAUTISTA	22.625
10	81 J. TORRES	22.987	10	28 M. REITERBERGER	33.690	10	21 M. RINALDI	28.638	10	54 T. RAZGATLIOGLU	22.651
11	22 A. LOWES	23.000	11	11 S. CORTESE	33.870	11	2 L. CAMIER	28.647	11	21 M. RINALDI	22.745
12	33 M. MELANDRI	23.025	12	54 T. RAZGATLIOGLU	33.919	12	28 M. REITERBERGER	28.675	12	11 S. CORTESE	22.768
13	28 M. REITERBERGER	23.039	13	81 J. TORRES	34.155	13	81 J. TORRES	28.689	13	81 J. TORRES	22.815
14	11 S. CORTESE	23.174	14	87 L. ZANETTI	34.193	14	54 T. RAZGATLIOGLU	28.704	14	80 H. BARBERA	22.883
15	2 L. CAMIER	23.259	15	80 H. BARBERA	34.195	15	87 L. ZANETTI	28.752	15	23 R. KIYONARI	22.959
16	80 H. BARBERA	23.278	16	2 L. CAMIER	34.221	16	23 R. KIYONARI	28.985	16	87 L. ZANETTI	22.979
17	23 R. KIYONARI	23.284	17	23 R. KIYONARI	34.396	17	80 H. BARBERA	29.049	17	2 L. CAMIER	23.083
18	50 E. LAVERTY	23.473	18	52 A. DELBIANCO	34.485	18	52 A. DELBIANCO	29.113	18	52 A. DELBIANCO	23.102
19	52 A. DELBIANCO	23.671	19	50 E. LAVERTY	34.766	19	50 E. LAVERTY	29.432	19	50 E. LAVERTY	23.696

10/05/2019

These data/results cannot be reproduced, stored and/or transmitted in whole or in part by any manner of electronic, mechanical, photocopying, recording, broadcasting or otherwise now known or herein after developed without the previous express consent by the copyright owner, except for reproduction in daily press and regular printed publications on sale to the public within 60 days of the event related to those data/results and always provided that copyright symbol appears together as follows below.

© DORNA WSBK ORGANIZATION Srl 2019



Pirelli Italian Round, 10-12 May 2019

Ideal Times Free Practice 1st Session

Imola Circuit 4.936 m

No.	Rider	Nat	Bike	Seg. 1	Seg. 2	Seg. 3	Seg. 4	Ideal Time		
				Diff. 1	Diff. 2	Diff. 3	Diff. 4	Best Lap	Pos.	Diff.
1	1 J. REA	GBR	Kawasaki ZX-10RR	22.645 +0.130	33.406 +0.005	28.065 +0.026	22.344 +0.015	1'46.460 1'46.636	1	0.176
2	7 C. DAVIES	GBR	Ducati Panigale V4 R	22.598 +0.078	33.397 +0.137	28.231	22.474 +0.009	1'46.700 1'46.924	2	0.224
3	19 A. BAUTISTA	ESP	Ducati Panigale V4 R	22.601 +0.199	33.517 +0.031	28.270	22.625 +0.027	1'47.013 1'47.270	3	0.257
4	66 T. SYKES	GBR	BMW S1000 RR	22.901 +0.014	33.375 +0.352	28.387	22.523	1'47.186 1'47.552	5	0.366
5	91 L. HASLAM	GBR	Kawasaki ZX-10RR	22.840 +0.009	33.553	28.489	22.543	1'47.425 1'47.434	4	0.009
6	60 M. VAN DER MARK	NED	Yamaha YZF R1	22.886 +0.048	33.573	28.461 +0.004	22.563 +0.024	1'47.483 1'47.559	6	0.076
7	21 M. RINALDI	ITA	Ducati Panigale V4 R	22.654 +0.108	33.683	28.638	22.745	1'47.720 1'47.828	7	0.108
8	22 A. LOWES	GBR	Yamaha YZF R1	23.000	33.663 +0.071	28.610 +0.119	22.464 +0.084	1'47.737 1'48.011	9	0.274
9	33 M. MELANDRI	ITA	Yamaha YZF R1	23.025	33.619	28.599	22.617 +0.113	1'47.860 1'47.973	8	0.113
10	28 M. REITERBERGER	GER	BMW S1000 RR	23.039 +0.168	33.690 +0.042	28.675	22.602 +0.214	1'48.006 1'48.430	11	0.424
11	54 T. RAZGATLIOGLU	TUR	Kawasaki ZX-10RR	22.912 +0.100	33.919	28.704	22.651 +0.033	1'48.186 1'48.319	10	0.133
12	11 S. CORTESE	GER	Yamaha YZF R1	23.174 +0.027	33.870	28.524	22.768 +0.094	1'48.336 1'48.457	12	0.121
13	81 J. TORRES	ESP	Kawasaki ZX-10RR	22.987 +0.059	34.155	28.689	22.815 +0.103	1'48.646 1'48.808	13	0.162
14	87 L. ZANETTI	ITA	Ducati Panigale V4 R	22.983	34.193	28.752	22.979 +0.001	1'48.907 1'48.908	14	0.001
15	2 L. CAMIER	GBR	Honda CBR1000RR	23.259	34.221	28.647 +0.092	23.083	1'49.210 1'49.302	15	0.092
16	80 H. BARBERA	ESP	Kawasaki ZX-10RR	23.278 +0.029	34.195 +0.148	29.049	22.883 +0.157	1'49.405 1'49.739	16	0.334
17	23 R. KIYONARI	JPN	Honda CBR1000RR	23.284	34.396	28.985 +0.293	22.959 +0.107	1'49.624 1'50.024	17	0.400
18	52 A. DELBIANCO	ITA	Honda CBR1000RR	23.671 +0.022	34.485 +0.233	29.113 +0.040	23.102 +0.084	1'50.371 1'50.750	18	0.379
19	50 E. LAVERTY	IRL	Ducati Panigale V4 R	23.473 +0.173	34.766 +0.207	29.432	23.696	1'51.367 1'51.747	19	0.380
Overall Ideal Time				22.598	33.375	28.065	22.344	1'46.382		

10/05/2019

These data/results cannot be reproduced, stored and/or transmitted in whole or in part by any manner of electronic, mechanical, photocopying, recording, broadcasting or otherwise now known or herein after developed without the previous express consent by the copyright owner, except for reproduction in daily press and regular printed publications on sale to the public within 60 days of the event related to those data/results and always provided that copyright symbol appears together as follows below.

© DORNA WSBK ORGANIZATION Srl 2019

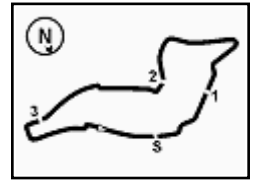
FICR PERUGIA TIMING



Official Tyre Supplier



Official Timekeeper



Imola Circuit 4.936 m

1 / 4

Pirelli Italian Round, 10-12 May 2019
Chronological Analysis Free Practice 1st Session

1° 1 J. REA (1'46.636)							
Lap	Seg.1	Seg.2	Seg.3	Seg.4	Lap Time	km/h	Local Time
1		35.768	29.343	22.893	214,9	10:31'57.088	
2	23.264	34.138	28.802	22.697	1'48.901	277,1	10:33'45.989
3	22.982	33.792	29.290	22.602	1'48.666	275,7	10:35'34.655
4	22.852	33.591	28.442	22.533	1'47.418	278,5	10:37'22.073
5	22.817	33.468	28.242	22.344	1'46.871	279,3	10:39'08.944
6	24.283	35.351	29.300	40.715	2'09.649P	271,5	10:41'18.529
7					18'18.077P		10:59'36.670
8	48.365	37.056	29.075	23.297	2'17.793P	214,0	11:01'54.463
9	23.002	33.593	28.247	22.665	1'47.507	278,5	11:03'41.970
10	22.911	33.597	28.290	22.425	1'47.223	278,5	11:05'29.193
11	22.821	33.406	28.279	22.349	1'46.855	280,7	11:07'16.048
12	22.775	33.411	28.091	22.359	1'46.636	280,7	11:09'02.684
13	22.645	36.731	29.847	40.234	2'09.457P	281,4	11:11'12.141
14					6'50.188P		11:18'02.329
15	49.914	34.989	30.458	22.836	2'18.197P	134,6	11:20'20.526
16	22.816	33.718	28.096	22.435	1'47.065	281,4	11:22'07.591
17	22.754	33.552	28.253	22.810	1'47.369	282,2	11:23'54.960
18	22.912	33.456	28.065	22.494	1'46.927	278,5	11:25'41.887
19	22.750	33.515	28.643	22.512	1'47.420	281,4	11:27'29.307
20	22.840	33.584	28.241	22.599	1'47.264	280,0	11:29'16.571
21	23.029	33.615	28.300	22.423	1'47.367	277,1	11:31'03.938
22	22.745	33.511	28.395	22.493	1'47.144	279,3	11:32'51.082

11	12'24.984	34.583	28.989	22.791	13'51.347P	191,3	11:02'46.965
12	22.999	33.899	28.594	22.694	1'48.186	267,5	11:04'35.151
13	22.793	34.409	28.838	23.329	1'49.369	276,4	11:06'24.520
14	22.885	33.623	28.641	22.754	1'47.903	269,5	11:08'12.423
15	22.804	33.744	28.450	22.726	1'47.724	277,1	11:10'00.147
16	22.751	33.762	30.852	23.288	1'50.653	274,3	11:11'50.800
17	22.785	33.656	28.536	22.982	1'47.959	275,7	11:13'38.759
18	24.947	37.285	30.276	38.563	2'11.071P	280,0	11:15'49.830
19	9'13.188	35.756	31.957	22.751	10'43.652P	195,1	11:26'33.482
20	22.734	33.517	28.395	22.732	1'47.378	278,5	11:28'20.860
21	22.800	33.548	28.270	22.652	1'47.270	280,7	11:30'08.130
22	22.601	33.739	28.408	22.870	1'47.618	280,7	11:31'55.748

2° 7 C. DAVIES (1'46.924)							
Lap	Seg.1	Seg.2	Seg.3	Seg.4	Lap Time	km/h	Local Time
1		38.441	33.130	23.391	170,2	10:32'51.680	
2	23.660	34.095	29.110	22.699	1'49.564	259,8	10:34'41.244
3	23.010	33.816	28.586	22.818	1'48.230	276,4	10:36'29.474
4	22.858	33.889	30.328	23.052	1'50.127	273,6	10:38'19.601
5	22.692	35.414	29.731	23.082	1'50.919	280,7	10:40'10.520
6	22.712	33.661	28.381	22.521	1'47.275	277,8	10:41'57.795
7	22.627	35.874	30.328	23.801	1'52.630	284,4	10:43'50.425
8	22.975	33.857	31.106	22.882	1'50.820C	278,5	10:45'41.245
9	22.598	33.634	28.445	22.486	1'47.163	285,9	10:47'28.408
10	22.871	36.374	34.856	42.975	2'17.076CP	277,1	10:49'45.484
11	11'47.884	37.291	29.955	27.654	13'22.784P	190,6	11:03'08.268
12	22.840	33.869	28.521	22.533	1'47.763	281,4	11:04'56.031
13	23.407	33.774	29.162	22.636	1'48.979	257,3	11:06'45.010
14	22.723	33.413	28.373	22.612	1'47.121	282,2	11:08'32.131
15	22.713	33.618	28.654	22.524	1'47.509	282,2	11:10'19.640
16	22.787	33.428	28.496	22.698	1'47.409	282,2	11:12'07.049
17	22.744	33.495	28.368	22.474	1'47.081	282,9	11:13'54.130
18	23.628	35.724	31.015	37.475	2'07.842P	283,7	11:16'01.972
19	6'58.704	35.610	32.244	22.731	8'29.289P	208,2	11:24'31.261
20	22.766	33.397	28.258	22.764	1'47.185	281,4	11:26'18.446
21	23.923	34.753	32.688	22.893	1'54.257	264,9	11:28'12.703
22	22.621	33.416	28.750	22.585	1'47.372	284,4	11:30'00.075
23	22.676	33.534	28.231	22.483	1'46.924	284,4	11:31'46.999

4° 91 L. HASLAM (1'47.434)							
Lap	Seg.1	Seg.2	Seg.3	Seg.4	Lap Time	km/h	Local Time
1		36.124	29.461	23.139	203,5	10:31'57.854	
2	23.302	34.410	29.365	23.137	1'50.214	268,2	10:33'48.068
3	23.021	33.885	28.776	22.863	1'48.545	268,2	10:35'36.613
4	22.957	33.714	28.618	22.693	1'47.982	269,5	10:37'24.595
5	22.917	33.868	28.650	22.697	1'48.132	275,7	10:39'12.727
6	24.841	35.752	28.988	23.170	1'52.751	275,0	10:41'05.478
7	23.056	33.910	28.707	16'55.828	18'21.501P	272,2	10:59'26.979
8	58.891	35.729	29.293	23.665	2'27.578P	214,9	11:01'54.557
9	23.340	33.986	28.610	22.863	1'48.799	259,2	11:03'43.356
10	22.840	33.739	28.557	22.937	1'48.073	270,2	11:05'31.429
11	23.543	35.261	30.593	23.190	1'52.587	262,9	11:07'24.016
12	22.902	33.711	28.927	22.825	1'48.365	275,0	11:09'12.381
13	23.007	34.009	28.598	22.819	1'48.433	275,7	11:11'00.814
14	22.998	33.876	28.537	23.999	1'49.410	270,9	11:12'50.224
15	27.013	37.049	30.580	6'14.736	7'49.378P	226,6	11:20'39.602
16	42.030	36.344	31.914	23.107	2'13.395P	152,9	11:22'52.997
17	22.923	33.654	28.572	22.833	1'47.982	275,0	11:24'40.979
18	23.393	35.111	31.794	22.623	1'52.921	275,7	11:26'33.900
19	22.849	33.553	28.489	22.543	1'47.434	272,2	11:28'21.334
20	27.298	39.411	30.304	27.930	2'04.943	276,4	11:30'26.277
21	23.088	33.699	28.673	22.552	1'48.012	273,6	11:32'14.289

3° 19 A. BAUTISTA (1'47.270)							
Lap	Seg.1	Seg.2	Seg.3	Seg.4	Lap Time	km/h	Local Time
1		35.697	29.522	23.872	196,1	10:32'15.573	
2	23.023	34.263	28.771	23.142	1'49.199	261,0	10:34'04.772
3	23.271	34.009	28.600	22.807	1'48.687	249,6	10:35'53.459
4	22.854	33.835	28.618	23.547	1'48.854	267,5	10:37'42.313
5	22.862	33.701	28.507	22.796	1'47.866	268,2	10:39'30.179
6	23.030	33.820	28.416	23.704	1'48.970	261,7	10:41'19.149
7	22.889	33.936	28.378	22.625	1'47.828	270,2	10:43'06.977
8	22.980	33.806	28.364	22.730	1'47.880	266,2	10:44'54.857
9	22.765	33.839	28.883	23.058	1'48.545	270,9	10:46'43.402
10	23.216	37.610	33.028	38.362	2'12.216CP	261,7	10:48'55.618

5° 66 T. SYKES (1'47.552)							
Lap	Seg.1	Seg.2	Seg.3	Seg.4	Lap Time	km/h	Local Time
1							10:30'43.672
2	49.214	37.046	31.707	24.098	2'22.065P	166,3	10:33'05.737
3	23.245	34.076	29.060	22.965	1'49.346	271,5	10:34'55.083
4	23.080	33.813	28.821	22.697	1'48.411	266,8	10:36'43.494
5	23.017	34.066	30.609	23.446	1'51.138	273,6	10:38'34.632
6	23.033	33.375	34.399	23.129	1'53.936	268,8	10:40'28.568
7	22.947	33.620	28.463	22.918	1'47.948	275,7	10:42'16.516
8	23.604	34.372	32.665	23.090	1'53.731	275,0	10:44'10.247
9	22.901	33.550	30.334	23.767	1'50.552	275,7	10:46'00.799
10	22.943	33.551	28.733	22.726	1'47.953	270,9	10:47'48.752
11	23.539	34.982	36.075	15'16.668	16'51.264P	257,3	11:04'40.016
12	50.466	38.548	29.873	23.036	2'21.923P	118,1	11:07'01.939
13	23.040	35.338	29.214	23.715	1'51.307	275,7	11:08'53.246
14	22.984	33.615	28.487	22.582	1'47.668	275,7	11:10'40.914
15	23.385	34.723	30.614	11'39.607	13'08.329P	261,0	11:23'49.243
16	40.254	34.876	29.799	23.105	2'08.034P	197,9	11:25'57.277
17	23.058	33.764	28.475	22.673	1'47.970	274,3	11:27'45.247
18	24.114	34.517	29.757	23.006	1'51.394	275,7	11:29'36.641
19	22.915	33.727	28.387	22.523	1'47.552	277,1	11:31'24.193

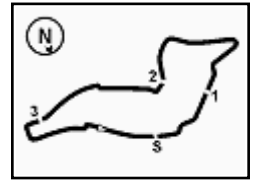
6° 60 M. VAN DER MARK (1'47.559)							
Lap	Seg.1	Seg.2	Seg.3	Seg.4	Lap Time	km/h	Local Time
1							10:29'59.319
2	42.103	36.802	30.796	24.134	2'13.835P	176,3	10:32'13.154

10/05/2019 P = Pits In/Out - C = Lap Time Cancelled

These data/results cannot be reproduced, stored and/or transmitted in whole or in part by any manner of electronic, mechanical, photocopying, recording, broadcasting or otherwise now known or herein after developed without the previous express consent by the copyright owner, except for reproduction in daily press and regular printed publications on sale to the public within 60 days of the event related to those data/results and always provided that copyright symbol appears together as follows below.

© DORNA WSBK ORGANIZATION Srl 2019





Imola Circuit 4.936 m

2 / 4

Pirelli Italian Round, 10-12 May 2019 Chronological Analysis Free Practice 1st Session

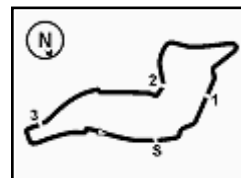
3	23.681	34.594	29.505	23.293	1'51.073	253,1	10:34'04.227	20	23.067	33.896	28.698	22.617	1'48.278	275,0	11:29'49.965
4	24.577	35.083	32.976	2'21.513	3'54.149P	263,6	10:37'58.376	21	23.025	33.619	28.599	22.730	1'47.973	273,6	11:31'37.938
5	41.725	36.850	29.004	22.966	2'10.545P	206,2	10:40'08.921								
6	23.295	34.140	29.266	22.754	1'49.455	270,9	10:41'58.376								
7	23.027	33.958	28.935	22.889	1'48.809	271,5	10:43'47.185								
8	23.255	33.986	28.958	23.079	1'49.278	269,5	10:45'36.463								
9	23.068	34.021	28.826	22.929	1'48.844	276,4	10:47'25.307								
10	26.449	35.196	33.118	10'46.074	12'20.837P	266,2	10:59'46.144								
11	39.220	36.953	29.228	23.062	2'08.463P	218,8	11:01'54.607								
12	23.074	33.729	28.552	22.752	1'48.107	267,5	11:03'42.714								
13	23.078	33.768	28.687	22.932	1'48.465	271,5	11:05'31.179								
14	23.892	35.599	29.027	9'21.486	10'50.004P	275,7	11:16'21.183								
15	38.441	34.288	28.800	22.867	2'04.396P	210,7	11:18'25.579								
16	23.120	33.772	28.630	22.850	1'48.372	274,3	11:20'13.951								
17	23.176	34.458	29.135	3'27.833	4'54.602P	273,6	11:25'08.553								
18	50.991	39.510	28.734	22.761	2'21.996P	125,1	11:27'30.549								
19	22.934	33.573	28.465	22.587	1'47.559	277,1	11:29'18.108								
20	22.886	33.719	28.464	22.665	1'47.734	278,5	11:31'05.842								
21	22.909	33.709	28.461	22.563	1'47.642	275,0	11:32'53.484								

9°								22 A. LOWES (1'48.011)							
Lap	Seg.1	Seg.2	Seg.3	Seg.4	Lap Time	km/h	Local Time	Lap	Seg.1	Seg.2	Seg.3	Seg.4	Lap Time	km/h	Local Time
1							10:29'55.022	1							
2	47.148	36.989	30.569	24.150	2'18.856P	139,3	10:32'13.878	2	23.489	34.519	29.340	3'31.380	4'58.728P	264,9	10:37'12.606
3	40.166	35.176	31.781	23.508	2'10.631P	198,3	10:39'23.237	4	23.730	34.590	29.314	23.376	1'51.010	268,8	10:41'14.247
5	23.464	34.185	28.922	23.047	1'49.618	272,2	10:43'03.865	6	23.324	33.978	28.926	23.277	1'49.505	263,6	10:44'53.370
7	23.393	34.238	29.108	23.065	1'49.804	274,3	10:46'43.174	8	23.306	33.977	37.788	16'31.244	18'06.315P	270,2	11:04'49.489
9	37.645	35.114	29.439	27.299	2'09.497P	208,6	11:06'58.986	10	23.146	33.753	28.610	22.758	1'48.267	273,6	11:08'47.253
11	26.764	37.520	31.599	12'52.702	14'28.585P	248,4	11:25'03.849	12	23.000	33.734	28.729	22.548	1'48.011	272,9	11:31'05.264
13	54.083	36.880	29.123	58.454	2'58.540P	119,2	11:28'02.389	14	45.134	42.461	30.879	23.291	2'21.765P	179,2	11:30'24.154
15	23.321	33.663	28.628	22.464	1'48.076	270,2	11:32'12.230	16							

7°								21 M. RINALDI (1'47.828)							
Lap	Seg.1	Seg.2	Seg.3	Seg.4	Lap Time	km/h	Local Time	Lap	Seg.1	Seg.2	Seg.3	Seg.4	Lap Time	km/h	Local Time
1		35.800	29.785	23.762		214,4	10:32'17.613	1							
2	23.234	34.472	29.171	23.401	1'50.278	254,9	10:34'07.891	2	40.010	36.683	30.339	23.622	2'10.654P	197,2	10:32'05.074
3	22.992	34.101	28.930	23.067	1'49.090	266,8	10:35'56.981	3	23.576	34.530	29.478	23.417	1'51.001	257,9	10:33'56.075
4	23.029	33.985	28.676	22.995	1'48.685	266,2	10:37'45.666	4	23.434	34.132	29.202	22.975	1'49.743	271,5	10:35'45.818
5	23.033	36.596	30.668	39.791	2'10.088P	273,6	10:39'55.754	5	26.766	34.735	29.160	22.875	1'53.536	275,0	10:37'39.354
6	7'12.781	34.711	28.998	23.143	8'39.633P	160,6	10:48'35.387	6	23.092	34.412	29.806	22.952	1'50.262	278,5	10:39'29.616
7	24.505	37.531	33.548	38.401	2'13.985CP	262,3	10:50'49.372	7	24.786	37.219	29.468	23.431	1'54.904	274,3	10:41'24.520
8	9'52.721	34.771	29.405	23.194	11'20.091P	224,7	11:02'09.463	8	23.242	34.355	29.026	23.298	1'49.921	274,3	10:43'14.441
9	22.918	33.865	29.003	22.973	1'48.759	272,9	11:03'58.222	9	23.170	34.191	29.103	23.082	1'49.546	272,2	10:45'03.987
10	22.861	34.018	28.936	23.002	1'48.817	273,6	11:05'47.039	10	23.158	34.295	29.490	14'24.884	15'51.827P	275,0	11:00'55.814
11	22.756	34.081	28.812	23.054	1'48.703	277,8	11:07'35.742	11	37.813	35.565	29.822	26.774	2'09.974P	208,6	11:03'05.788
12	22.915	34.223	32.545	37.646	2'07.329P	272,9	11:09'43.071	12	23.302	34.302	29.228	22.923	1'49.755	272,2	11:04'55.543
13	6'44.314	41.336	29.328	23.439	8'18.417P	206,2	11:18'01.488	13	26.928	40.441	29.469	23.573	2'00.411	276,4	11:06'55.954
14	22.854	33.876	28.656	22.794	1'48.180	279,3	11:19'49.668	14	23.340	34.152	28.830	22.958	1'49.280	274,3	11:08'45.234
15	22.875	33.902	28.731	37.401	2'02.909P	277,1	11:21'52.577	15	23.286	34.270	28.954	22.838	1'49.348	273,6	11:10'34.582
16	4'15.864	35.583	29.249	23.210	5'43.906P	200,5	11:27'36.483	16	26.320	35.315	29.558	23.147	1'54.340	272,2	11:12'28.922
17	22.762	33.683	28.638	22.745	1'47.828	280,0	11:29'24.311	17	23.069	34.104	28.930	22.718	1'48.821	275,7	11:14'17.743
18	23.800	34.883	30.053	23.496	1'52.232	283,7	11:31'16.543	18	23.022	33.959	28.717	22.651	1'48.349	274,3	11:16'06.092
19	22.654	33.798	28.814	23.138	1'48.404	280,7	11:33'04.947	19	23.419	34.966	29.024	6'32.697	8'00.106P	275,0	11:24'06.198

10°								54 T. RAZGATLIOGLU (1'48.319)							
Lap	Seg.1	Seg.2	Seg.3	Seg.4	Lap Time	km/h	Local Time	Lap	Seg.1	Seg.2	Seg.3	Seg.4	Lap Time	km/h	Local Time
1							10:29'54.420	1							
2	40.010	36.683	30.339	23.622	2'10.654P	197,2	10:32'05.074	2	23.012	33.919	28.704	22.684	1'48.319	276,4	11:30'02.459
3	23.576	34.530	29.478	23.417	1'51.001	257,9	10:33'56.075	23	22.912	34.067	29.095	22.852	1'48.926	276,4	11:31'51.385
4	23.434	34.132	29.202	22.975	1'49.743	271,5	10:35'45.818								
5	26.766	34.735	29.160	22.875	1'53.536	275,0	10:37'39.354								
6	23.092	34.412	29.806	22.952	1'50.262	278,5	10:39'29.616								
7	24.786	37.219	29.468	23.431	1'54.904	274,3	10:41'24.520								
8	23.242	34.355	29.026	23.298	1'49.921	274,3	10:43'14.441								
9	23.170	34.191	29.103	23.082	1'49.546	272,2	10:45'03.987								
10	23.158	34.295	29.490	14'24.884	15'51.827P	275,0	11:00'55.814								
11	37.813	35.565	29.822	26.774	2'09.974P	208,6	11:03'05.788								
12	23.302	34.302	29.228	22.923	1'49.755	272,2	11:04'55.543								
13	26.928	40.441	29.469	23.573	2'00.411	276,4	11:06'55.954								
14	23.340	34.152	28.830	22.958	1'49.280	274,3	11:08'45.234								
15	23.286	34.270	28.954	22.838	1'49.348	273,6	11:10'34.582								
16	26.320	35.315	29.558	23.147	1'54.340	272,2	11:12'28.922								
17	23.069	34.104	28.930	22.718	1'48.821	275,7	11:14'17.743								
18	23.022	33.959	28.717	22.651	1'48.349	274,3	11:16'06.092								
19	23.419	34.966	29.024	6'32.697	8'00.106P	275,0	11:24'06.198								
20	37.454	35.039	29.181	22.811	2'04.485P	208,2	11:26'10.683								
21	28.337	39.305	32.916	22.899	2'03.457	272,9	11:28'14.140								
22	23.012	33.919	28.704	22.684	1'48.319	276,4	11:30'02.459								
23	22.912	34.067	29.095	22.852	1'48.926	276,4	11:31'51.385								

8°								33 M. MELANDRI (1'47.973)							
Lap	Seg.1	Seg.2	Seg.3	Seg.4	Lap Time	km/h	Local Time	Lap	Seg.1	Seg.2	Seg.3	Seg.4	Lap Time	km/h	Local Time
1							10:29'59.447	1							
2	42.503	37.776	30.495	24.028	2'14.802P	170,2	10:32'14.249	2	23.449	34.642	30.842	23.151	1'52.084C	271,5	10:36'28.375
3	23.841	35.013	29.091	23.096	1'51.041	235,5	10:34'05.290	3							



Imola Circuit 4.936 m

14	24.798	35.504	29.569	23.058	1'52.929	253,7	11:12'27.954	13	23.231	34.421	28.810	22.979	1'49.441	280,0	11:25'09.561
15	23.071	33.906	28.890	22.745	1'48.612	277,1	11:14'16.566	14	23.148	34.407	28.992	23.106	1'49.653	274,3	11:26'59.214
16	23.106	33.845	29.018	22.767	1'48.736	276,4	11:16'05.302	15	26.502	37.222	34.608	23.642	1'50.974	259,2	11:29'01.188
17	23.964	36.435	30.252	8'07.796	9'38.447P	264,9	11:25'43.749	16	23.724	38.823	30.146	24.214	1'56.907C	279,3	11:30'58.095
18	39.646	36.006	29.891	22.976	2'08.519P	179,8	11:27'52.268	17	22.983	34.193	28.752	22.980	1'48.908	274,3	11:32'47.003
19	23.897	35.655	30.030	22.602	1'52.184	277,8	11:29'44.452								
20	23.207	33.732	28.675	22.816	1'48.430	277,8	11:31'32.882								

12° 11 S. CORTESE (1'48.457)

Lap	Seg.1	Seg.2	Seg.3	Seg.4	Lap Time	km/h	Local Time
1					2'12.068P	156,4	10:30'03.084
2	40.188	37.147	30.425	24.308	2'12.068P	156,4	10:32'15.152
3	24.095	34.913	29.482	23.840	1'52.330	229,0	10:34'07.482
4	23.948	34.901	29.945	24.961	1'53.755	257,9	10:36'01.237
5	23.848	34.963	29.558	23.435	1'51.804	250,2	10:37'53.041
6	24.369	36.579	31.131	20'22.193	21'54.272P	249,0	10:59'47.313
7	39.701	38.370	30.775	23.518	2'12.364CP	191,6	11:01'59.677
8	23.441	34.273	29.501	23.211	1'50.426	245,1	11:03'50.103
9	23.293	34.931	32.893	23.435	1'54.552	270,9	11:05'44.655
10	23.299	34.317	29.419	23.116	1'50.151	257,3	11:07'34.806
11	23.424	34.341	29.259	23.095	1'50.119	257,3	11:09'24.925
12	25.371	38.851	30.537	11'12.343	12'47.102P	262,3	11:22'12.027
13	42.976	37.768	32.010	23.610	2'16.364P	193,0	11:24'28.391
14	23.439	34.237	28.784	22.934	1'49.394	245,6	11:26'17.785
15	23.201	33.870	28.524	22.862	1'48.457	262,3	11:28'06.242
16	23.174	34.038	28.832	22.768	1'48.812	268,8	11:29'55.054

13° 81 J. TORRES (1'48.808)

Lap	Seg.1	Seg.2	Seg.3	Seg.4	Lap Time	km/h	Local Time
1					2'12.249P	168,3	10:33'55.871
2	40.461	36.943	30.435	24.410	2'12.249P	168,3	10:35'47.870
3	24.049	34.852	29.710	23.388	1'51.999	245,1	10:37'38.557
4	23.662	34.518	29.342	23.165	1'50.687	254,3	10:39'31.971
5	23.515	34.629	31.725	23.545	1'53.414	266,8	10:41'22.004
6	23.253	34.435	29.196	23.149	1'50.033	270,9	10:43'12.021
7	23.331	34.365	28.897	23.424	1'50.017	265,5	11:00'11.784
8	23.592	35.301	29.479	15'31.391	16'59.763P	267,5	11:02'19.416
9	39.560	35.553	29.338	23.181	2'07.632P	213,2	11:04'09.668
10	23.367	34.608	29.153	23.124	1'50.252	265,5	11:05'59.287
11	23.230	34.338	28.995	23.056	1'49.619	269,5	11:19'00.024
12	23.366	34.573	29.543	11'33.255	13'00.737P	275,0	11:21'07.095
13	38.807	35.305	29.719	23.240	2'07.071P	211,5	11:22'56.900
14	23.341	34.470	29.142	22.852	1'49.805	266,8	11:24'45.797
15	22.989	34.193	28.900	22.815	1'48.897	275,0	11:26'35.223
16	23.119	34.291	29.110	22.906	1'49.426	277,1	11:28'24.073
17	22.987	34.205	28.744	22.914	1'48.850	275,7	11:30'21.945
18	24.390	40.362	29.766	23.354	1'57.872	277,1	11:32'10.753
19	23.046	34.155	28.689	22.918	1'48.808	272,9	

14° 87 L. ZANETTI (1'48.908)

Lap	Seg.1	Seg.2	Seg.3	Seg.4	Lap Time	km/h	Local Time
1					2'15.542CP	206,2	10:40'07.227
2	40.537	39.524	30.832	24.649	2'15.542CP	206,2	10:42'22.769
3	24.116	35.192	30.732	23.594	1'53.634C	268,8	10:44'16.403
4	23.623	34.950	29.587	23.300	1'51.460	275,7	10:46'07.863
5	23.557	34.854	29.319	23.417	1'51.147	272,9	10:47'59.010
6	23.692	37.440	37.707	11'58.211	13'37.050P	257,9	11:01'36.060
7	39.543	37.333	33.367	24.707	2'14.950P	188,6	11:03'51.010
8	23.490	34.646	29.085	23.579	1'50.800	252,5	11:05'41.810
9	24.671	36.452	30.267	23.188	1'54.578	265,5	11:07'36.388
10	23.113	34.424	29.325	23.188	1'50.050	266,2	11:09'26.438
11	23.573	34.937	30.002	10'14.622	11'43.134P	265,5	11:21'09.572
12	41.891	36.024	29.407	23.226	2'10.548P	195,1	11:23'20.120

15° 2 L. CAMIER (1'49.302)

Lap	Seg.1	Seg.2	Seg.3	Seg.4	Lap Time	km/h	Local Time
1					2'14.200P	172,1	10:32'27.108
2	40.755	37.730	30.971	24.744	2'14.200P	172,1	10:34'20.812
3	24.599	35.632	29.772	23.701	1'53.704	237,0	10:36'12.288
4	23.915	34.917	29.331	23.313	1'51.476	255,5	10:38'02.904
5	23.541	34.545	29.267	23.263	1'50.616	265,5	10:39'53.512
6	23.633	34.437	29.225	23.313	1'50.608	266,8	10:41'43.963
7	23.599	34.487	29.119	23.246	1'50.451	266,2	10:43'34.428
8	23.614	34.566	29.033	23.252	1'50.465	264,2	10:45'10.664
9	24.779	36.470	30.408	14'44.579	16'16.236P	247,3	11:01'57.952
10	38.008	35.954	29.820	23.506	2'07.288P	205,5	11:03'52.069
11	23.564	37.143	29.276	24.134	1'54.117	264,2	11:05'41.977
12	23.426	34.406	28.900	23.176	1'49.908	267,5	11:07'40.093
13	23.548	34.537	36.378	23.653	1'58.116	260,4	11:09'29.788
14	23.283	34.251	28.989	23.172	1'49.695	269,5	11:16'42.470
15	23.368	34.363	28.882	5'46.069	7'12.682P	268,2	11:18'52.778
16	41.242	36.074	29.401	23.591	2'10.308P	183,5	11:20'42.224
17	23.324	34.221	28.785	23.116	1'49.446	270,9	11:22'35.742
18	24.274	35.836	29.387	24.021	1'53.518	268,8	11:24'32.347
19	23.337	34.490	35.492	23.286	1'56.605	269,5	11:26'21.773
20	23.330	34.320	28.647	23.129	1'49.426	268,2	11:28'15.231
21	23.391	34.254	28.875	26.938	1'53.458	268,2	11:30'04.679
22	23.295	34.254	28.736	23.163	1'49.448	270,9	11:31'53.981
23	23.259	34.221	28.739	23.083	1'49.302	270,2	

16° 80 H. BARBERA (1'49.739)

Lap	Seg.1	Seg.2	Seg.3	Seg.4	Lap Time	km/h	Local Time
1					2'09.244P	195,4	10:32'20.414
2	38.228	36.486	30.549	23.981	2'09.244P	195,4	10:34'14.714
3	24.397	35.429	30.377	24.097	1'54.300	228,5	10:36'08.795
4	24.048	34.983	31.285	23.765	1'54.081C	247,9	10:38'03.804
5	24.348	36.460	30.932	23.269	1'55.009	229,0	10:39'59.334
6	23.453	34.330	34.184	23.563	1'55.530C	249,0	10:41'51.461
7	23.517	34.845	29.645	24.120	1'52.127	266,8	10:43'43.084
8	23.737	34.742	29.861	23.283	1'51.623	256,1	10:45'34.324
9	23.603	34.507	29.549	23.581	1'51.240	256,7	10:47'28.022
10	23.873	36.590	29.881	23.354	1'53.698	251,9	11:00'05.359
11	23.526	35.127	33.911	11'04.773	12'37.337P	261,7	11:02'11.658
12	37.756	35.020	29.788	23.735	2'06.299P	211,1	11:04'10.795
13	23.813	38.498	33.125	23.701	1'59.137	255,5	11:06'01.642
14	23.669	34.610	29.458	23.110	1'50.847	258,5	11:07'52.741
15	23.726	34.337	29.596	23.440	1'51.099	274,3	11:09'54.441
16	23.989	41.654	32.093	23.964	2'01.700	254,9	11:22'53.704
17	23.628	34.762	29.561	11'31.312	12'59.263P	263,6	11:25'11.254
18	43.913	36.602	33.697	23.338	2'17.550P	159,4	11:27'01.038
19	23.278	34.195	29.202	23.109	1'49.784	272,2	11:29'03.353
20	23.633	39.080	36.085	23.517	2'02.315	273,6	11:30'53.092
21	23.307	34.343	29.049	23.040	1'49.739	270,9	11:32'52.140
22	28.176	37.761	30.228	22.883	1'59.048	268,8	

17° 23 R. KIYONARI (1'50.024)

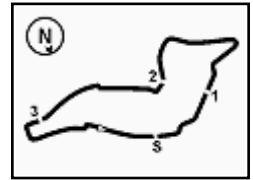
Lap	Seg.1	Seg.2	Seg.3	Seg.4	Lap Time	km/h	Local Time
1					2'25.069P	174,3	10:32'40.200
2	48.962	40.042	31.601	24.464	2'25.069P	174,3	10:34'35.169
3	24.647	36.495	30.155	23.672	1'54.969	239,6	10:36'32.708
4	24.103	35.954	33.613	23.869	1'57.539C	254,9	

10/05/2019 P = Pits In/Out - C = Lap Time Cancelled

These data/results cannot be reproduced, stored and/or transmitted in whole or in part by any manner of electronic, mechanical, photocopying, recording, broadcasting or otherwise now known or herein after developed without the previous express consent by the copyright owner, except for reproduction in daily press and regular printed publications on sale to the public within 60 days of the event related to those data/results and always provided that copyright symbol appears together as follows below.

© DORNA WSBK ORGANIZATION Srl 2019





Imola Circuit 4.936 m

4 / 4

Pirelli Italian Round, 10-12 May 2019 Chronological Analysis Free Practice 1st Session

5	24.000	35.442	29.445	23.457	1'52.344	268,8	10:38'25.052
6	23.786	35.553	29.631	23.317	1'52.287	259,8	10:40'17.339
7	24.070	35.061	29.453	23.723	1'52.307	257,3	10:42'09.646
8	24.373	37.167	30.154	4'49.015	6'20.709P	254,9	10:48'30.355
9					1'19.533CP		10:49'49.888
10					10'05.051P		10:59'54.939
11	42.378	36.575	30.864	27.882	2'17.699P	200,9	11:02'12.638
12	24.070	35.621	29.453	23.226	1'52.370	248,4	11:04'05.008
13	23.706	34.677	29.306	23.221	1'50.910	269,5	11:05'55.918
14	23.476	34.566	29.082	23.205	1'50.329	271,5	11:07'46.247
15	23.469	34.754	29.084	22.959	1'50.266	264,9	11:09'36.513
16	23.516	34.479	29.055	7'38.781	9'05.831P	267,5	11:18'42.344
17	43.975	35.320	29.695	23.820	2'12.810P	178,0	11:20'55.154
18	24.127	35.247	29.845	3'45.482	5'14.701P	266,2	11:26'09.855
19	42.230	41.509	30.335	23.196	2'17.270P	198,7	11:28'27.125
20	23.538	35.014	28.985	23.067	1'50.604	267,5	11:30'17.729
21	23.284	34.396	29.278	23.066	1'50.024	274,3	11:32'07.753

18° 52 A. DELBIANCO (1'50.750)

Lap	Seg.1	Seg.2	Seg.3	Seg.4	Lap Time	km/h	Local Time
1							10:29'52.644
2	42.368	40.287	32.547	24.381	2'19.583P	181,9	10:32'12.227
3	24.715	35.519	29.960	23.416	1'53.610	247,9	10:34'05.837
4	24.226	35.525	30.159	7'14.584	8'44.494P	246,7	10:42'50.331
5	40.837	36.934	30.175	23.622	2'11.568P	149,7	10:45'01.899
6	23.923	34.949	29.830	23.102	1'51.804	264,9	10:46'53.703
7	23.763	34.732	29.620	23.348	1'51.463C	266,8	10:48'45.166
8	29.444	39.065	36.613	9'01.987	10'47.109P	161,3	10:59'32.275
9	55.273	36.825	29.888	23.167	2'25.153P	201,6	11:01'57.428
10	23.704	34.710	29.517	23.653	1'51.584	263,6	11:03'49.012
11	23.778	35.033	29.277	23.737	1'51.825	264,2	11:05'40.837
12	25.548	34.819	33.339	25.492	1'59.198C	232,9	11:07'40.035
13	28.283	37.062	29.749	23.244	1'58.338	238,0	11:09'38.373
14	23.866	34.801	29.495	23.390	1'51.552	264,2	11:11'29.925
15	24.726	36.481	31.964	7'41.972	9'15.143P	263,6	11:20'45.068
16	41.429	38.737	29.447	23.133	2'12.746P	170,5	11:22'57.814
17	23.693	34.718	29.153	23.186	1'50.750	266,2	11:24'48.564
18	23.717	34.485	29.113	23.546	1'50.861	266,2	11:26'39.425
19	24.739	38.677	30.560	23.345	1'57.321	263,6	11:28'36.746
20	23.795	34.749	29.291	23.126	1'50.961	264,2	11:30'27.707

19° 50 E. LAVERTY (1'51.747)

Lap	Seg.1	Seg.2	Seg.3	Seg.4	Lap Time	km/h	Local Time
1		45.993	33.107	41.664		187,0	10:33'05.125
2	8'45.593	38.945	31.940	24.433	10'20.911P	146,2	10:43'26.036
3	24.238	35.469	29.609	24.221	1'53.537	265,5	10:45'19.573
4	23.646	34.973	29.432	23.696	1'51.747	266,2	10:47'11.320

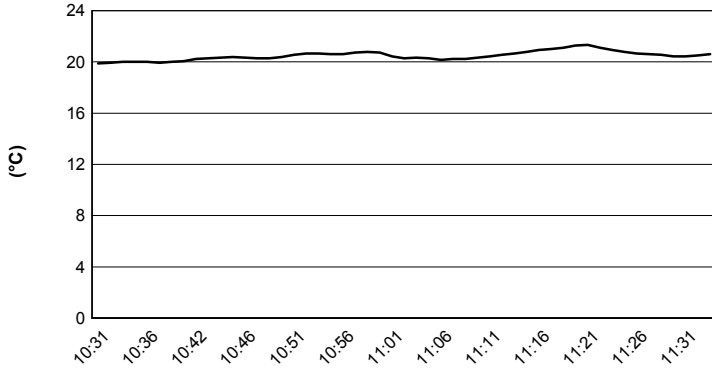
10/05/2019 P = Pits In/Out - C = Lap Time Cancelled

These data/results cannot be reproduced, stored and/or transmitted in whole or in part by any manner of electronic, mechanical, photocopying, recording, broadcasting or otherwise now known or herein after developed without the previous express consent by the copyright owner, except for reproduction in daily press and regular printed publications on sale to the public within 60 days of the event related to those data/results and always provided that copyright symbol appears together as follows below.

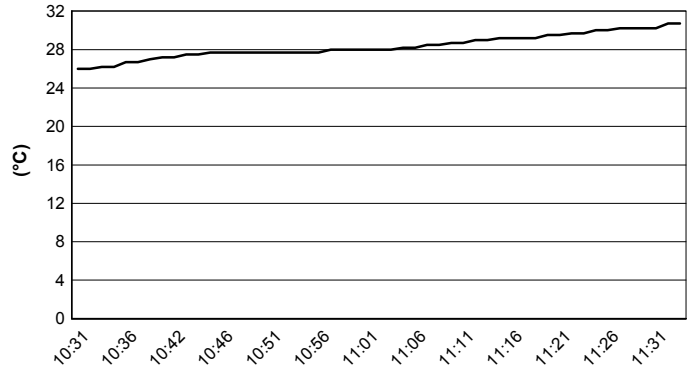
© DORNA WSBK ORGANIZATION Srl 2019

Pirelli Italian Round, 10-12 May 2019
Weather Report Free Practice 1st Session
 Session started 10:30 - Session ended 11:33

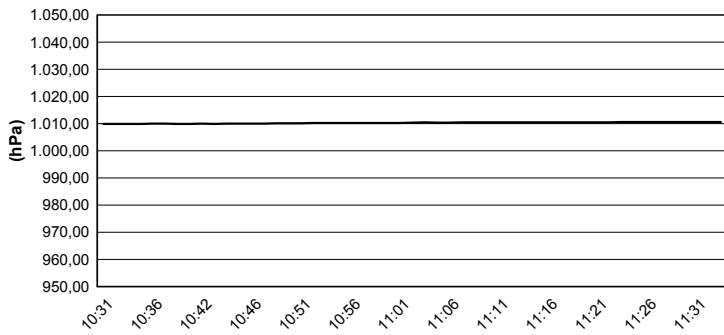
Air Temperature



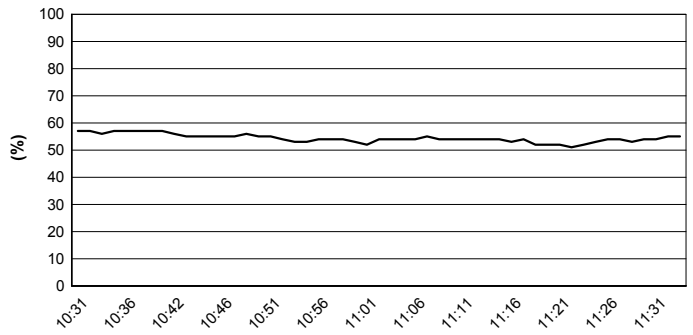
Track Temperature



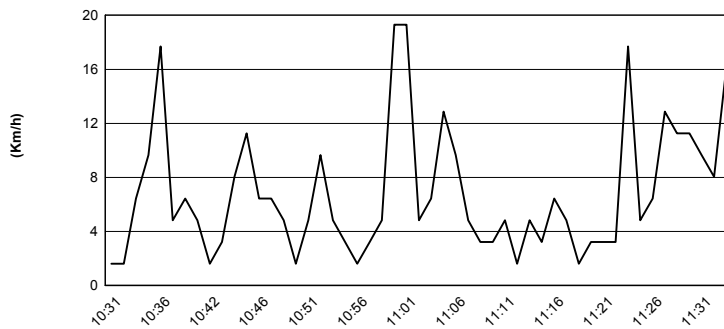
Air Pressure



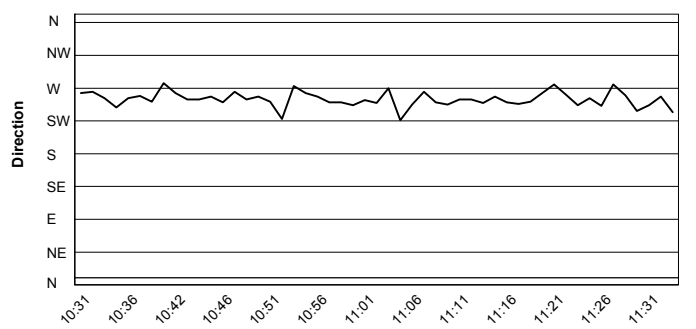
Humidity



Wind Speed



Wind Direction



10/05/2019

These data/results cannot be reproduced, stored and/or transmitted in whole or in part by any manner of electronic, mechanical, photocopying, recording, broadcasting or otherwise now known or herein after developed without the previous express consent by the copyright owner, except for reproduction in daily press and regular printed publications on sale to the public within 60 days of the event related to those data/results and always provided that copyright symbol appears together as follows below.

© DORNA WSBK ORGANIZATION Srl 2019