

Imola Circuit 4.936 m

1 / 2

Pirelli Italian Round, 10-12 May 2019

Results Warm Up

No.	Rider	Nat	Team	Bike	Class	Time	Gap	Rel.	Laps	Speed	
										Avg	Max
1	1 J. REA	GBR	Kawasaki Racing Team WorldSBK	Kawasaki ZX-10RR		1'58.703			7	149,698	259,2
2	91 L. HASLAM	GBR	Kawasaki Racing Team WorldSBK	Kawasaki ZX-10RR		2'00.051	1.348	1.348	6	148,017	250,7
3	52 A. DELBIANCO	ITA	Althea Mie Racing Team	Honda CBR1000RR	IND	2'00.243	1.540	0.192	7	147,781	250,7
4	60 M. VAN DER MARK	NED	Pata Yamaha WorldSBK Team	Yamaha YZF R1		2'00.555	1.852	0.312	8	147,398	254,3
5	22 A. LOWES	GBR	Pata Yamaha WorldSBK Team	Yamaha YZF R1		2'00.798	2.095	0.243	8	147,102	240,7
6	23 R. KIYONARI	JPN	Moriwaki Althea Honda Team	Honda CBR1000RR		2'00.925	2.222	0.127	8	146,947	236,5
7	21 M. RINALDI	ITA	BARNI Racing Team	Ducati Panigale V4 R	IND	2'01.279	2.576	0.354	6	146,518	243,4
8	19 A. BAUTISTA	ESP	ARUBA.IT Racing - Ducati	Ducati Panigale V4 R		2'01.456	2.753	0.177	7	146,305	242,3
9	66 T. SYKES	GBR	BMW Motorrad WorldSBK Team	BMW S1000 RR		2'01.725	3.022	0.269	6	145,982	240,7
10	33 M. MELANDRI	ITA	GRT Yamaha WorldSBK	Yamaha YZF R1	IND	2'01.819	3.116	0.094	8	145,869	248,4
11	7 C. DAVIES	GBR	ARUBA.IT Racing - Ducati	Ducati Panigale V4 R		2'02.041	3.338	0.222	6	145,604	246,7
12	28 M. REITERBERGER	GER	BMW Motorrad WorldSBK Team	BMW S1000 RR		2'02.188	3.485	0.147	7	145,428	246,7
13	11 S. CORTESE	GER	GRT Yamaha WorldSBK	Yamaha YZF R1	IND	2'02.426	3.723	0.238	7	145,146	237,0
14	46 T. BRIDEWELL	GBR	Team GoEleven	Ducati Panigale V4 R	IND	2'02.547	3.844	0.121	5	145,002	240,7
15	80 H. BARBERA	ESP	Orelac Racing VerdNatura	Kawasaki ZX-10RR	IND	2'03.348	4.645	0.801	7	144,061	238,6
16	87 L. ZANETTI	ITA	Motocorsa Racing	Ducati Panigale V4 R	IND	2'04.376	5.673	1.028	7	142,870	247,9
17	81 J. TORRES	ESP	Team Pedercini Racing	Kawasaki ZX-10RR	IND	2'04.571	5.868	0.195	6	142,646	237,5
18	54 T. RAZGATLIOGLU	TUR	Turkish Puccetti Racing	Kawasaki ZX-10RR	IND	2'05.022	6.319	0.451	7	142,132	247,9

AIR	Humidity:	84%	Temp:	12°C
TRACK	Condition:	Wet	Temp:	14°C

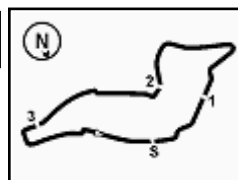
Records	Pole (SP)	2019	C.Davies	1'45.180	168,940	Km/h
	Race (RC1)	2019	J.Rea	1'46.023	167,600	Km/h
	All Times (SP)	2019	C.Davies	1'45.180	168,940	Km/h

Start 12/05/2019 09:00
End 09:17

The results are provisional until the end of the time limit for protests and appeals and the completion of the technical checks.

These data/results cannot be reproduced, stored and/or transmitted in whole or in part by any manner of electronic, mechanical, photocopying, recording, broadcasting or otherwise now known or herein after developed without the previous express consent by the copyright owner, except for reproduction in daily press and regular printed publications on sale to the public within 60 days of the event related to those data/results and always provided that copyright symbol appears together as follows below.

© DORNA WSBK ORGANIZATION Srl 2019


Pirelli Italian Round, 10-12 May 2019
Results Warm Up
Session Highlights

Local Time	No. Rider	Description
08.42.13		WET PRACTICE
09.00.00		Start
09.00.06		WorldSBK Pit Intervention Time: 1min 3sec
09.11.47	28 M. REITERBERGER	On the Gravel - Re-Joined - Turn 19
09.12.03	87 L. ZANETTI	On the Gravel - Re-Joined - Turn 2
09.16.28	21 M. RINALDI	On Asphalt - Re-Joined - Turn 11
09.17.28		End Of Session

Fastest Laps Sequence

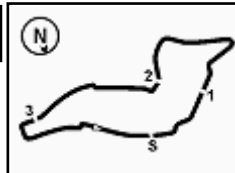
No.	Rider	Nat	Team	Bike	Local Time	Time	Gap	Avg
1	J. REA	GBR	Kawasaki Racing Team WorldSBK	Kawasaki ZX-10RR	09:04'16.870	2'02.854		144,640
1	J. REA	GBR	Kawasaki Racing Team WorldSBK	Kawasaki ZX-10RR	09:06'17.209	2'00.339	-2.515	147,663
1	J. REA	GBR	Kawasaki Racing Team WorldSBK	Kawasaki ZX-10RR	09:08'17.331	2'00.122	-0.217	147,930
1	J. REA	GBR	Kawasaki Racing Team WorldSBK	Kawasaki ZX-10RR	09:10'16.870	1'59.539	-0.583	148,651
1	J. REA	GBR	Kawasaki Racing Team WorldSBK	Kawasaki ZX-10RR	09:16'18.497	1'58.703	-0.836	149,698

12/05/2019 Start End The results are provisional until the end of the time limit for protests and appeals
 09:00 09:17 and the completion of the technical checks.

These data/results cannot be reproduced, stored and/or transmitted in whole or in part by any manner of electronic, mechanical, photocopying, recording, broadcasting or otherwise now known or herein after developed without the previous express consent by the copyright owner, except for reproduction in daily press and regular printed publications on sale to the public within 60 days of the event related to those data/results and always provided that copyright symbol appears together as follows below.

© DORNA WSBK ORGANIZATION Srl 2019





Imola Circuit 4.936 m

Pirelli Italian Round, 10-12 May 2019 Best Sectors & Speed Warm Up

BEST LAP		
1	1 J. REA	Kawasaki ZX-10RR 1'58.703
2	91 L. HASLAM	Kawasaki ZX-10RR 2'00.051
3	52 A. DELBIANCO	Honda CBR1000RR 2'00.243
4	60 M. VAN DER MARK	Yamaha YZF R1 2'00.555
5	22 A. LOWES	Yamaha YZF R1 2'00.798
6	23 R. KIYONARI	Honda CBR1000RR 2'00.925
7	21 M. RINALDI	Ducati Panigale V4 R 2'01.279
8	19 A. BAUTISTA	Ducati Panigale V4 R 2'01.456
9	66 T. SYKES	BMW S1000 RR 2'01.725
10	33 M. MELANDRI	Yamaha YZF R1 2'01.819
11	7 C. DAVIES	Ducati Panigale V4 R 2'02.041
12	28 M. REITERBERGER	BMW S1000 RR 2'02.188
13	11 S. CORTESE	Yamaha YZF R1 2'02.426
14	46 T. BRIDEWELL	Ducati Panigale V4 R 2'02.547
15	80 H. BARBERA	Kawasaki ZX-10RR 2'03.348
16	87 L. ZANETTI	Ducati Panigale V4 R 2'04.376
17	81 J. TORRES	Kawasaki ZX-10RR 2'04.571
18	54 T. RAZGATLIOGLU	Kawasaki ZX-10RR 2'05.022

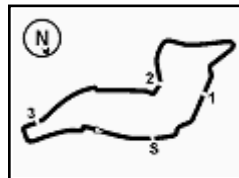
SPEED		
1	1 J. REA	Kawasaki ZX-10RR 259,2
2	60 M. VAN DER MARK	Yamaha YZF R1 254,3
3	91 L. HASLAM	Kawasaki ZX-10RR 250,7
4	52 A. DELBIANCO	Honda CBR1000RR 250,7
5	33 M. MELANDRI	Yamaha YZF R1 248,4
6	54 T. RAZGATLIOGLU	Kawasaki ZX-10RR 247,9
7	87 L. ZANETTI	Ducati Panigale V4 R 247,9
8	7 C. DAVIES	Ducati Panigale V4 R 246,7
9	28 M. REITERBERGER	BMW S1000 RR 246,7
10	21 M. RINALDI	Ducati Panigale V4 R 243,4
11	19 A. BAUTISTA	Ducati Panigale V4 R 242,3
12	22 A. LOWES	Yamaha YZF R1 240,7
13	46 T. BRIDEWELL	Ducati Panigale V4 R 240,7
14	66 T. SYKES	BMW S1000 RR 240,7
15	80 H. BARBERA	Kawasaki ZX-10RR 238,6
16	81 J. TORRES	Kawasaki ZX-10RR 237,5
17	11 S. CORTESE	Yamaha YZF R1 237,0
18	23 R. KIYONARI	Honda CBR1000RR 236,5

SEG. 1		SEG. 2		SEG. 3		SEG. 4	
1	1 J. REA 25.101	1	1 J. REA 37.461	1	1 J. REA 31.335	1	1 J. REA 24.806
2	19 A. BAUTISTA 25.180	2	22 A. LOWES 37.562	2	91 L. HASLAM 31.759	2	52 A. DELBIANCO 24.918
3	91 L. HASLAM 25.195	3	60 M. VAN DER MARK 37.647	3	60 M. VAN DER MARK 31.822	3	91 L. HASLAM 25.195
4	22 A. LOWES 25.206	4	91 L. HASLAM 37.727	4	52 A. DELBIANCO 31.946	4	23 R. KIYONARI 25.447
5	7 C. DAVIES 25.263	5	52 A. DELBIANCO 37.822	5	23 R. KIYONARI 31.989	5	60 M. VAN DER MARK 25.508
6	21 M. RINALDI 25.302	6	23 R. KIYONARI 37.959	6	19 A. BAUTISTA 32.015	6	22 A. LOWES 25.600
7	60 M. VAN DER MARK 25.376	7	21 M. RINALDI 37.981	7	21 M. RINALDI 32.046	7	11 S. CORTESE 25.624
8	33 M. MELANDRI 25.476	8	19 A. BAUTISTA 38.028	8	22 A. LOWES 32.074	8	66 T. SYKES 25.696
9	23 R. KIYONARI 25.530	9	33 M. MELANDRI 38.049	9	66 T. SYKES 32.109	9	7 C. DAVIES 25.761
10	52 A. DELBIANCO 25.557	10	66 T. SYKES 38.065	10	7 C. DAVIES 32.282	10	80 H. BARBERA 25.783
11	28 M. REITERBERGER 25.560	11	7 C. DAVIES 38.277	11	11 S. CORTESE 32.312	11	21 M. RINALDI 25.837
12	66 T. SYKES 25.620	12	28 M. REITERBERGER 38.299	12	33 M. MELANDRI 32.349	12	33 M. MELANDRI 25.842
13	46 T. BRIDEWELL 25.723	13	46 T. BRIDEWELL 38.417	13	46 T. BRIDEWELL 32.404	13	19 A. BAUTISTA 25.879
14	11 S. CORTESE 25.764	14	80 H. BARBERA 38.575	14	80 H. BARBERA 32.438	14	28 M. REITERBERGER 25.890
15	81 J. TORRES 25.871	15	11 S. CORTESE 38.726	15	28 M. REITERBERGER 32.439	15	87 L. ZANETTI 25.995
16	80 H. BARBERA 25.952	16	81 J. TORRES 39.259	16	81 J. TORRES 32.767	16	46 T. BRIDEWELL 26.003
17	87 L. ZANETTI 25.994	17	87 L. ZANETTI 39.354	17	87 L. ZANETTI 33.033	17	54 T. RAZGATLIOGLU 26.151
18	54 T. RAZGATLIOGLU 26.120	18	54 T. RAZGATLIOGLU 39.436	18	54 T. RAZGATLIOGLU 33.207	18	81 J. TORRES 26.446

12/05/2019

These data/results cannot be reproduced, stored and/or transmitted in whole or in part by any manner of electronic, mechanical, photocopying, recording, broadcasting or otherwise now known or herein after developed without the previous express consent by the copyright owner, except for reproduction in daily press and regular printed publications on sale to the public within 60 days of the event related to those data/results and always provided that copyright symbol appears together as follows below.

© DORNA WSBK ORGANIZATION Srl 2019



Imola Circuit 4.936 m

Pirelli Italian Round, 10-12 May 2019

Ideal Times Warm Up

No.	Rider	Nat	Bike	Seg. 1	Seg. 2	Seg. 3	Seg. 4	Ideal Time			
				Diff. 1	Diff. 2	Diff. 3	Diff. 4	Best Lap	Pos.	Diff.	
1	1 J. REA	GBR	Kawasaki ZX-10RR	25.101	37.461	31.335	24.806	1'58.703	1'58.703	1	
2	91 L. HASLAM	GBR	Kawasaki ZX-10RR	25.195	37.727	31.759 +0.105	25.195 +0.070	1'59.876	2'00.051	2	0.175
3	52 A. DELBIANCO	ITA	Honda CBR1000RR	25.557	37.822	31.946	24.918	2'00.243	2'00.243	3	
4	60 M. VAN DER MARK	NED	Yamaha YZF R1	25.376	37.647	31.822	25.508 +0.202	2'00.353	2'00.555	4	0.202
5	22 A. LOWES	GBR	Yamaha YZF R1	25.206 +0.218	37.562	32.074	25.600 +0.138	2'00.442	2'00.798	5	0.356
6	23 R. KIYONARI	JPN	Honda CBR1000RR	25.530	37.959	31.989	25.447	2'00.925	2'00.925	6	
7	19 A. BAUTISTA	ESP	Ducati Panigale V4 R	25.180 +0.187	38.028 +0.167	32.015	25.879	2'01.102	2'01.456	8	0.354
8	21 M. RINALDI	ITA	Ducati Panigale V4 R	25.302	37.981	32.046	25.837 +0.113	2'01.166	2'01.279	7	0.113
9	66 T. SYKES	GBR	BMW S1000 RR	25.620 +0.132	38.065	32.109 +0.098	25.696 +0.005	2'01.490	2'01.725	9	0.235
10	7 C. DAVIES	GBR	Ducati Panigale V4 R	25.263 +0.147	38.277	32.282 +0.311	25.761	2'01.583	2'02.041	11	0.458
11	33 M. MELANDRI	ITA	Yamaha YZF R1	25.476	38.049 +0.103	32.349	25.842	2'01.716	2'01.819	10	0.103
12	28 M. REITERBERGER	GER	BMW S1000 RR	25.560	38.299	32.439	25.890	2'02.188	2'02.188	12	
13	11 S. CORTESE	GER	Yamaha YZF R1	25.764	38.726	32.312	25.624	2'02.426	2'02.426	13	
14	46 T. BRIDEWELL	GBR	Ducati Panigale V4 R	25.723	38.417	32.404	26.003	2'02.547	2'02.547	14	
15	80 H. BARBERA	ESP	Kawasaki ZX-10RR	25.952 +0.195	38.575 +0.405	32.438	25.783	2'02.748	2'03.348	15	0.600
16	81 J. TORRES	ESP	Kawasaki ZX-10RR	25.871	39.259 +0.099	32.767 +0.129	26.446	2'04.343	2'04.571	17	0.228
17	87 L. ZANETTI	ITA	Ducati Panigale V4 R	25.994	39.354	33.033	25.995	2'04.376	2'04.376	16	
18	54 T. RAZGATLIOGLU	TUR	Kawasaki ZX-10RR	26.120	39.436 +0.108	33.207	26.151	2'04.914	2'05.022	18	0.108
Overall Ideal Time				25.101	37.461	31.335	24.806	1'58.703			

12/05/2019

These data/results cannot be reproduced, stored and/or transmitted in whole or in part by any manner of electronic, mechanical, photocopying, recording, broadcasting or otherwise now known or herein after developed without the previous express consent by the copyright owner, except for reproduction in daily press and regular printed publications on sale to the public within 60 days of the event related to those data/results and always provided that copyright symbol appears together as follows below.

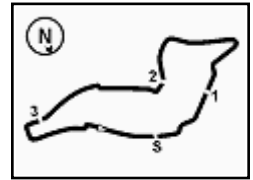
© DORNA WSBK ORGANIZATION Srl 2019

PIRELLI PERUGIA TIMING


Official Tyre Supplier



Official Timekeeper



Imola Circuit 4.936 m

2 / 2

Pirelli Italian Round, 10-12 May 2019 Chronological Analysis Warm Up

2	41.595	42.210	35.772	27.110	2'26.687P	200,1	9:02'36.018	1											9:01'17.875
3	26.581	39.100	33.088	26.384	2'05.153	228,5	9:04'41.171	2	43.690	46.673	37.474	29.107	2'36.944P	187,6	9:03'54.819				
4	25.705	38.331	32.904	26.091	2'03.031	240,2	9:06'44.202	3	27.940	42.638	34.614	27.542	2'12.734	229,0	9:06'07.553				
5	25.972	38.568	32.719	26.066	2'03.325	236,5	9:08'47.527	4	28.920	42.206	35.063	27.398	2'13.587	247,9	9:08'21.140				
6	25.750	38.538	32.649	32.755	2'09.692	242,9	9:10'57.219	5	27.747	40.887	34.942	27.984	2'11.560	233,9	9:10'32.700				
7	26.244	38.619	33.040	26.431	2'04.334	239,1	9:13'01.553	6	26.401	40.800	33.474	26.555	2'07.230	242,3	9:12'39.930				
8	25.560	38.299	32.439	25.890	2'02.188	246,7	9:15'03.741	7	26.189	39.436	33.334	26.500	2'05.459	242,9	9:14'45.389				
								8	26.120	39.544	33.207	26.151	2'05.022	247,3	9:16'50.411				

13° 11 S. CORTESE (2'02.426)							
Lap	Seg.1	Seg.2	Seg.3	Seg.4	Lap Time	km/h	Local Time
1							9:00'00.287
2	47.064	46.397	37.800	28.541	2'39.802P	155,5	9:02'40.089
3	28.154	41.806	34.688	27.652	2'12.300	206,6	9:04'52.389
4	27.055	40.223	33.973	26.969	2'08.220	227,5	9:07'00.609
5	26.517	39.752	33.228	26.431	2'05.928	233,9	9:09'06.537
6	26.423	39.497	32.808	25.840	2'04.568	219,2	9:11'11.105
7	25.984	38.924	32.501	25.848	2'03.257	232,4	9:13'14.362
8	25.764	38.726	32.312	25.624	2'02.426	237,0	9:15'16.788

14° 46 T. BRIDEWELL (2'02.547)							
Lap	Seg.1	Seg.2	Seg.3	Seg.4	Lap Time	km/h	Local Time
1							9:03'21.336
2	27.166	40.416	33.400	26.792	2'07.774	221,9	9:05'29.110
3	26.194	39.410	33.353	37.970	2'16.927P	231,4	9:07'46.037
4	1'56.983	39.395	32.722	26.287	3'35.387P	195,4	9:11'21.424
5	25.943	38.453	32.461	26.017	2'02.874	234,9	9:13'24.298
6	25.723	38.417	32.404	26.003	2'02.547	240,7	9:15'26.845

15° 80 H. BARBERA (2'03.348)							
Lap	Seg.1	Seg.2	Seg.3	Seg.4	Lap Time	km/h	Local Time
1							9:01'04.727
2	41.951	43.992	36.491	28.642	2'31.076P	179,8	9:03'35.803
3	27.544	42.225	34.617	27.275	2'11.661	206,6	9:05'47.464
4	26.533	39.576	33.291	26.734	2'06.134	227,0	9:07'53.598
5	28.100	41.778	34.170	26.793	2'10.841	238,6	9:10'04.439
6	25.952	38.790	33.194	26.598	2'04.534	235,5	9:12'08.973
7	26.029	38.575	32.837	26.210	2'03.651	227,5	9:14'12.624
8	26.147	38.980	32.438	25.783	2'03.348	218,3	9:16'15.972

16° 87 L. ZANETTI (2'04.376)							
Lap	Seg.1	Seg.2	Seg.3	Seg.4	Lap Time	km/h	Local Time
1							9:00'17.102
2	43.260	46.545	36.654	28.157	2'34.616P	169,1	9:02'51.718
3	28.096	42.596	35.002	27.820	2'13.514	231,9	9:05'05.232
4	27.318	41.270	34.288	27.258	2'10.134	234,4	9:07'15.366
5	26.476	40.378	33.512	26.633	2'06.999	235,5	9:09'22.365
6	26.286	39.860	33.371	26.766	2'06.283	243,4	9:11'28.648
7	32.532	44.843	33.033	26.577	2'16.985	247,9	9:13'45.633
8	25.994	39.354	33.033	25.995	2'04.376	219,2	9:15'50.009

17° 81 J. TORRES (2'04.571)							
Lap	Seg.1	Seg.2	Seg.3	Seg.4	Lap Time	km/h	Local Time
1							9:02'13.371
2	45.437	47.204	36.508	31.476	2'40.625P	149,9	9:04'53.996
3	27.711	40.589	33.904	27.541	2'09.745	202,0	9:07'03.741
4	26.527	39.524	33.420	27.099	2'06.570	224,2	9:09'10.311
5	26.199	39.534	33.114	26.603	2'05.450	237,5	9:11'15.761
6	26.250	39.259	32.767	26.613	2'04.889	232,4	9:13'20.650
7	25.871	39.358	32.896	26.446	2'04.571	234,9	9:15'25.221

18° 54 T. RAZGATLIOGLU (2'05.022)							
Lap	Seg.1	Seg.2	Seg.3	Seg.4	Lap Time	km/h	Local Time

12/05/2019 P = Pits In/Out - C = Lap Time Cancelled

These data/results cannot be reproduced, stored and/or transmitted in whole or in part by any manner of electronic, mechanical, photocopying, recording, broadcasting or otherwise now known or herein after developed without the previous express consent by the copyright owner, except for reproduction in daily press and regular printed publications on sale to the public within 60 days of the event related to those data/results and always provided that copyright symbol appears together as follows below.

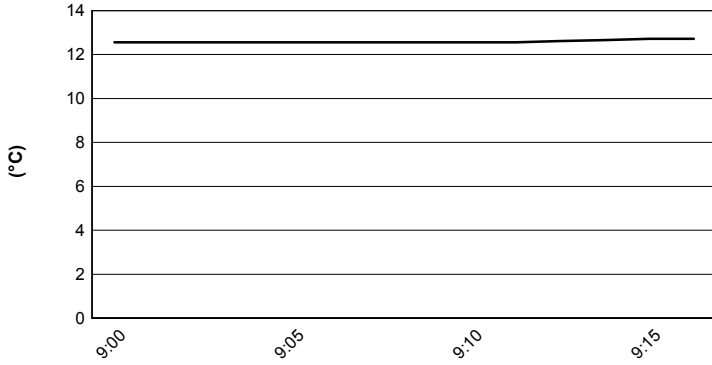
© DORNA WSBK ORGANIZATION Srl 2019

Pirelli Italian Round, 10-12 May 2019

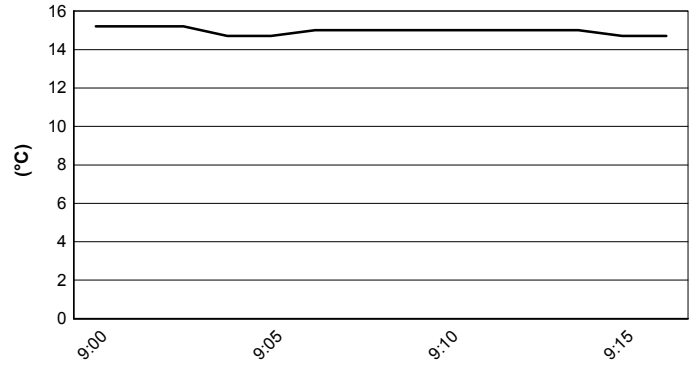
Weather Report Warm Up

Session started 09:00 - Session ended 9:17

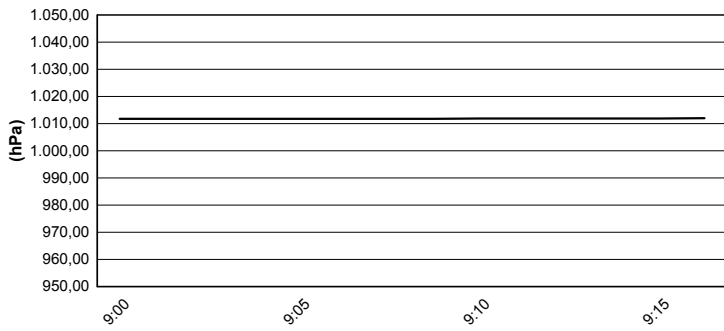
Air Temperature



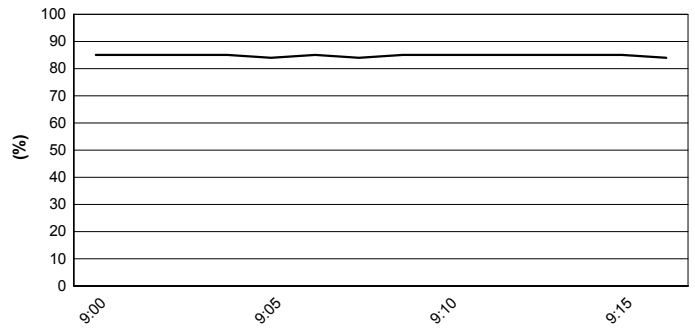
Track Temperature



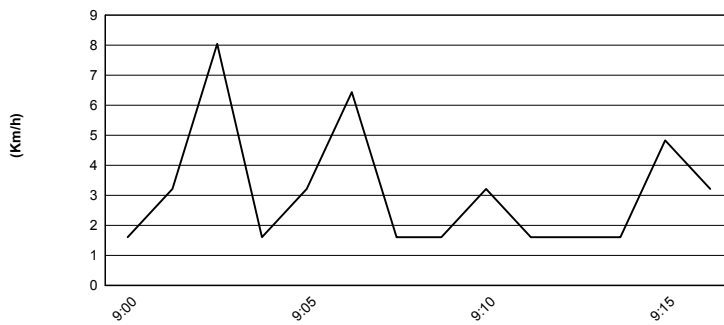
Air Pressure



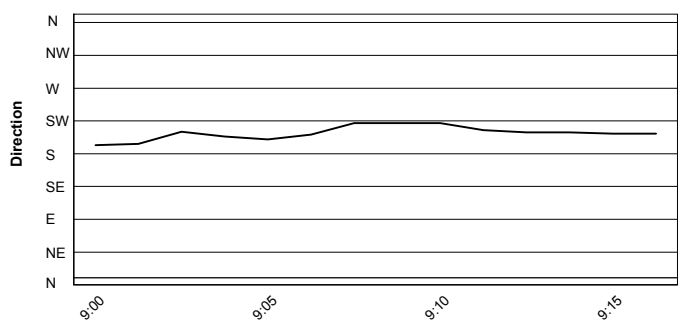
Humidity



Wind Speed



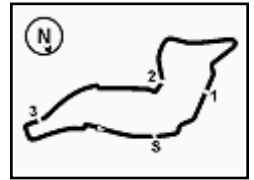
Wind Direction



12/05/2019

These data/results cannot be reproduced, stored and/or transmitted in whole or in part by any manner of electronic, mechanical, photocopying, recording, broadcasting or otherwise now known or herein after developed without the previous express consent by the copyright owner, except for reproduction in daily press and regular printed publications on sale to the public within 60 days of the event related to those data/results and always provided that copyright symbol appears together as follows below.

© DORNA WSBK ORGANIZATION Srl 2019



Imola Circuit 4.936 m

Pirelli Italian Round, 10-12 May 2019
Starting Grid - Tissot Superpole Race
10 Laps x 4,936 km = 49,360 km

Pos	Number	Name	Team	Time
1	7	DAVIES C.	Ducati	1'45.180
2	1	REA J.	Kawasaki	1'45.307
3	19	BAUTISTA A.	Ducati	1'46.081
4	91	HASLAM L.	Kawasaki	1'46.288
5	22	LOWES A.	Yamaha	1'46.306
6	66	SYKES T.	BMW	1'46.358
7	28	REITERBERGER M.	BMW	1'46.599
8	60	VAN DER MARK M.	Yamaha	1'46.794
9	81	TORRES J.	Kawasaki	1'46.844
10	11	CORTESE S.	Yamaha	1'47.073
11	54	RAZGATLIOGLU T.	Kawasaki	1'47.169
12	33	MELANDRI M.	Yamaha	1'47.222
13	87	ZANETTI L.	Ducati	1'47.418
14	80	BARBERA H.	Kawasaki	1'48.254
15	23	KIYONARI R.	Honda	1'48.290
16	46	BRIDEWELL T.	Ducati	1'48.743
17	21	RINALDI M.	Ducati	1'48.783
18	52	DELBIANCO A.	Honda	1'49.084

12/05/2019 The Race Director

These data/results cannot be reproduced, stored and/or transmitted in whole or in part by any manner of electronic, mechanical, photocopying, recording, broadcasting or otherwise now known or herein after developed without the previous express consent by the copyright owner, except for reproduction in daily press and regular printed publications on sale to the public within 60 days of the event related to those data/results and always provided that copyright symbol appears together as follows below.

© DORNA WSBK ORGANIZATION Srl 2019

FKR PERUGIA TIMING



Official Tyre Supplier



Official Timekeeper