

Pirelli Italian Round, 10-12 May 2019

Results Race

Laps 17 = 83,912 Km - Time of Race 31'43.818 - Avg. 158,672 km/h

Pos	Grid	No. Rider	Nat	Team	Bike	Class	LL	Int.	Race Time	Rel.	Fastest Lap	Speed	Qualifying	Speed
1	1	21 R. KRUMMENACHER	SUI	BARDAHL Evan Bros. WorldSSP Team	Yamaha YZF R6		17	FL	12:47'43.082		1'51.186	252,5	1'50.239	248,4
2	2	64 F. CARICASULO	ITA	BARDAHL Evan Bros. WorldSSP Team	Yamaha YZF R6		17	FL	12:47'43.316	0.234	1'51.221	254,3	1'50.671	250,7
3	6	3 R. DE ROSA	ITA	MV AGUSTA Reparto Corse	MV Agusta F3 675		17	FL	12:47'56.494	13.178	1'51.446	253,1	1'51.444	249,0
4	5	78 H. OKUBO	JPN	Kawasaki Puccetti Racing	Kawasaki ZX-6R		17	FL	12:48'00.143	3.649	1'51.874	250,7	1'51.387	246,7
5	8	86 A. BADOVINI	ITA	Team Pedercini Racing	Kawasaki ZX-6R		17	FL	12:48'00.577	0.434	1'52.207	246,7	1'51.886	245,1
6	12	32 I. VINALES	ESP	Kallio Racing	Yamaha YZF R6		16	I3.1	12:47'57.218	1 Lap	1'52.263	248,4	1'52.576	246,7
7	3	16 J. CLUZEL	FRA	GMT94 YAMAHA	Yamaha YZF R6		16	I3.1	12:48'00.328	3.110	1'51.442	253,1	1'51.188	249,0
8	7	44 L. MAHIAS	FRA	Kawasaki Puccetti Racing	Kawasaki ZX-6R		16	I3	12:47'48.975	-	1'51.368	248,4	1'51.668	246,7
9	11	38 H. SOOMER	EST	MPM WILSport Racedays	Honda CBR600RR		16	I3	12:47'51.700	2.725	1'52.967	247,9	1'52.526	247,3
10	13	56 P. SEBESTYEN	HUN	CIA Landlord Insurance Honda	Honda CBR600RR		16	I3	12:47'51.959	0.259	1'52.990	247,3	1'52.695	243,4
11	19	95 J. DANILO	FRA	CIA Landlord Insurance Honda	Honda CBR600RR		16	I3	12:47'55.047	3.088	1'52.949	247,3	1'53.239	243,4
12	16	84 L. CRESSON	BEL	Kallio Racing	Yamaha YZF R6		16	I3	12:47'55.272	0.225	1'52.869	253,1	1'52.871	250,7
13	18	11 K. SMITH	GBR	Team Pedercini Racing	Kawasaki ZX-6R	ESS	16	I3	12:47'56.514	1.242	1'53.222	251,3	1'53.127	247,3
14	17	22 F. FULIGNI	ITA	MV AGUSTA Reparto Corse	MV Agusta F3 675		16	I2	12:47'31.836	-	1'53.445	248,4	1'53.055	245,6
15	15	6 M. HERRERA	ESP	MS Racing	Yamaha YZF R6		16	I2	12:47'32.473	0.637	1'53.363	248,4	1'52.786	244,0
16	22	47 R. HARTOG	NED	Team Hartog - Against Cancer	Kawasaki ZX-6R		16	I2	12:47'43.369	10.896	1'53.658	244,5	1'54.457	240,7
17	21	74 J. VAN SIKKELERUS	NED	MPM WILSport Racedays	Honda CBR600RR		16	I2	12:47'48.188	4.819	1'54.089	243,4	1'54.094	241,2
18	10	12 L. OTTAVIANI	ITA	SGM Tecnic	Yamaha YZF R6		16	I2	12:47'50.418	2.230	1'53.136	245,6	1'52.283	242,3
19	23	10 N. CALERO	ESP	Orelac Racing VerdNatura	Kawasaki ZX-6R		16	I1	12:47'30.608	-	1'55.000	241,8	1'54.968	241,8
-----Not Classified-----														
NC	9	55 M. ROCCOLI	ITA	Team Rosso Corsa	Yamaha YZF R6		16		12:47'37.142		1'51.985	249,0	1'52.213	244,5
RET	24	15 A. COPPOLA	ITA	GEMAR - Ciocciaria Corse WorldSSP Team	Honda CBR600RR		12		12:41'00.074		1'55.014	239,6	1'55.121	241,2
RET	20	61 G. RUIU	ITA	Team Toth	Yamaha YZF R6		11		12:39'10.034		1'52.736	250,2	1'53.536	244,0
RET	14	30 G. VAN STRAALEN	NED	EAB Racing Team	Kawasaki ZX-6R		10		12:36'41.703		1'53.241	247,3	1'52.718	245,6
RET	4	36 T. GRADINGER	AUT	Kallio Racing	Yamaha YZF R6		9		12:34'33.198		1'51.218	253,1	1'51.329	247,3
RET		34 F. MASSEI	ITA	DK MOTORSPORT	Yamaha YZF R6	ESS	0		12:17'07.454			172,9		229,5

AIR	Humidity:	77%	Temp:	14°C
TRACK	Condition:	Dry	Temp:	18°C

Records	Pole (SP)	2019	R.Krummenacher	1'50.239	161,19 Km/h
	Race (RC)	2015	J.Cluzel	1'51.101	159,94 Km/h
	All Times (SP)	2019	R.Krummenacher	1'50.239	161,19 Km/h
Race Fastest Lap		Lap 16	R.Krummenacher	1'51.186	159,82 Km/h

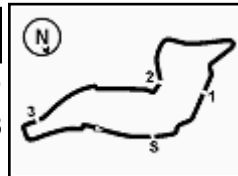
LAP LEADERS				
No. Rider	From	To	Laps	Total
16 J. CLUZEL	1	6	6	6
21 R. KRUMMENACHER	7	12	6	
64 F. CARICASULO	13	16	4	4
21 R. KRUMMENACHER	17	17	1	7

TOTAL LEADER LAPS	
No. Rider	Laps
21 R. KRUMMENACHER	27
64 F. CARICASULO	16
36 T. GRADINGER	3
16 J. CLUZEL	2
3 R. DE ROSA	1
74 J. VAN SIKKELERUS	1

Start 12:05/2019 End 12:16/2019 The results are provisional until the end of the time limit for protests and appeals and the completion of the technical checks.

These data/results cannot be reproduced, stored and/or transmitted in whole or in part by any manner of electronic, mechanical, photocopying, recording, broadcasting or otherwise now known or herein after developed without the previous express consent by the copyright owner, except for reproduction in daily press and regular printed publications on sale to the public within 60 days of the event related to those data/results and always provided that copyright symbol appears together as follows below.

© DORNA WSBK ORGANIZATION Srl 2019



Pirelli Italian Round, 10-12 May 2019

Results Race

Race Highlights

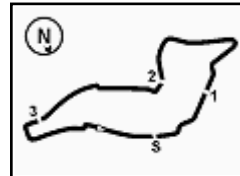
Time	No. Rider	Description
11.40.18		WorldSBK Works on bikes are allowed
12.13.07		Warm-up Lap Start
12.14.17		DROPS of RAIN in Sector 4
12.16.03		Start
12.17.20		WHITE FLAG
12.17.51	34 Massei	Technical Problem - Turn 11
12.18.33	34 Massei	Out
12.19.03		No Jump Start
12.19.28		DROPS of RAIN in Sector 2
12.31.11		DROPS of RAIN in Sector 1
12.34.50	44 Mahias	Crashed - Turn 22
12.34.50	36 Gradinger	Crashed - Turn 22
12.35.06	44 Mahias	Re-joined
12.35.55	36 Gradinger	Out
12.36.42		2/3 of Race Distance Completed
12.36.52	30 van Straalen	Stop - Technical Problem
12.37.05	30 van Straalen	Entered Pits
12.37.41		DROPS of RAIN in Sector 1
12.37.44	30 van Straalen	Retired
12.38.14		Incident Involving 16, 44 and 36 under investigation
12.39.41	61 Ruiu	Entered Pits
12.40.09		DROPS of RAIN in Sector 2
12.40.28	61 Ruiu	Retired
12.41.21	15 Coppola	Entered Pits
12.41.54		Incident Involving 16, 44 and 36 investigated after the race
12.42.21	15 Coppola	Retired
12.43.10		DROPS of RAIN in Sector 4
12.48.01		RED FLAG
12.49.56	55 Roccoli	Crashed - Turn 18
12.50.40		Podium Confirmed
12.52.08	55 Roccoli	Medical Centre
12.52.14	55 Roccoli	Out
12.53.01	55 Roccoli	Not Classified for not entering within 5 minutes after red flag
12.53.12		End Of Session

Start End The results are provisional until the end of the time limit for protests and appeals
12/05/2019 12:16 12:53 and the completion of the technical checks.

These data/results cannot be reproduced, stored and/or transmitted in whole or in part by any manner of electronic, mechanical, photocopying, recording, broadcasting or otherwise now known or herein after developed without the previous express consent by the copyright owner, except for reproduction in daily press and regular printed publications on sale to the public within 60 days of the event related to those data/results and always provided that copyright symbol appears together as follows below.

© DORNA WSBK ORGANIZATION Srl 2019





Imola Circuit 4.936 m

1 / 4

Pirelli Italian Round, 10-12 May 2019
Lap Chart Race

Lap

	1	2	3	4	5	6	7	8	9	10	11	12	13	14	15	16	17
1	16	16	16	16	16	16	21	21	21	21	21	21	64	64	64	64	21
2	21	21	21	21	21	21	64	64	64	64	64	64	21	21	21	21	64
3	64	64	64	64	64	64	16	16	16	3	3	3	3	3	3	3	3
4	55	44	44	44	44	44	44	44	44	16	55	55	55	55	78	78	78
5	44	55	55	55	36	36	36	36	36	55	86	78	78	78	55	55	86
6	3	36	36	36	3	3	3	3	3	86	78	86	86	86	86	86	
7	36	3	3	3	55	55	55	55	55	78	32	32	32	32	32	32	
8	32	32	86	86	86	86	86	86	86	32	16	16	16	16	16	16	
9	86	86	32	32	32	32	32	32	78	38	38	38	38	44	44	44	
10	56	78	78	78	78	78	78	78	32	56	56	56	56	38	38	38	
11	6	56	56	56	56	56	56	56	56	44	44	44	44	56	56	56	
12	78	38	38	38	38	38	38	38	38	95	95	95	95	95	95	95	
13	38	11	95	95	95	95	95	95	95	61	61	84	84	84	84	84	
14	12	12	12	12	84	84	84	84	84	84	11	11	11	11	11	11	
15	11	6	11	84	61	61	61	61	61	11	11	12	22	22	22	22	
16	84	95	84	11	12	11	11	11	11	12	12	22	12	6	6	6	
17	95	84	6	61	11	12	12	12	12	22	22	6	6	12	12	47	
18	61	61	61	6	6	22	30	30	6	6	6	47	47	47	47	74	
19	30	22	22	22	22	30	22	22	22	30	47	74	74	74	74	12	
20	22	74	74	30	30	6	6	6	30	74	74	10	10	10	10	10	
21	74	30	30	74	74	74	74	74	74	47	10	15					
22	47	47	47	47	47	47	47	47	47	10	15						
23	15	15	15	15	15	15	15	15	15	10	15						
24	10	10	10	10	10	10	10	10	10	15							

Final Result

1	21	R. KRUMMENACHER
2	64	F. CARICASULO
3	3	R. DE ROSA
4	78	H. OKUBO
5	86	A. BADOVINI
6	32	I. VINALES
7	16	J. CLUZEL
8	44	L. MAHIAS
9	38	H. SOOMER
10	56	P. SEBESTYEN
11	95	J. DANILO
12	84	L. CRESSON
13	11	K. SMITH
14	22	F. FULIGNI
15	6	M. HERRERA
16	47	R. HARTOG
17	74	J. VAN SIKKELERUS
18	12	L. OTTAVIANI
19	10	N. CALERO
NC	55	M. ROCCOLI
RET	34	F. MASSEI
RET	15	A. COPPOLA
RET	61	G. RUIU
RET	30	G. VAN STRAALLEN
RET	36	T. GRADINGER

12/05/2019

These data/results cannot be reproduced, stored and/or transmitted in whole or in part by any manner of electronic, mechanical, photocopying, recording, broadcasting or otherwise now known or herein after developed without the previous express consent by the copyright owner, except for reproduction in daily press and regular printed publications on sale to the public within 60 days of the event related to those data/results and always provided that copyright symbol appears together as follows below.

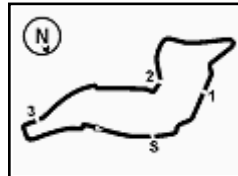
© DORNA WSBK ORGANIZATION Srl 2019

PIRELLI PERIGIA TIMING


Official Tyre Supplier



Official Timekeeper



Imola Circuit 4.936 m

Pirelli Italian Round, 10-12 May 2019
Lap Chart Race
2 / 4
Lap 1

1	16	J.Cluzel	1'54.062
2	21	R.Krummenacher	0.182
3	64	F.Caricasulo	0.454
4	55	M.Roccoli	0.979
5	44	L.Mahias	1.430
6	3	R.De Rosa	1.537
7	36	T.Gradinger	1.938
8	32	I.Vinales	2.506
9	86	A.Badovini	2.798
10	56	P.Sebestyen	4.141
11	6	M.Herrera	4.275
12	78	H.Okubo	4.679
13	38	H.Soomer	4.913
14	12	L.Ottaviani	5.171
15	11	K.Smith	5.318
16	84	L.Cresson	5.693
17	95	J.Danilo	6.007
18	61	G.Ruiu	6.114
19	30	G.van Straalen	6.489
20	22	F.Fulgini	6.695
21	74	J.van Sikkelerus	7.041
22	47	R.Hartog	7.374
23	15	A.Coppola	7.753
24	10	N.Calero	8.499

22	47	R.Hartog	14.351
23	15	A.Coppola	15.250
24	10	N.Calero	16.795

Lap 4

1	16	J.Cluzel	7'30.301
2	21	R.Krummenacher	0.255
3	64	F.Caricasulo	0.514
4	44	L.Mahias	1.379
5	55	M.Roccoli	2.098
6	36	T.Gradinger	2.434
7	3	R.De Rosa	2.601
8	86	A.Badovini	5.012
9	32	I.Vinales	5.417
10	78	H.Okubo	7.467
11	56	P.Sebestyen	9.632
12	38	H.Soomer	9.845
13	95	J.Danilo	11.607
14	12	L.Ottaviani	12.497
15	84	L.Cresson	12.795
16	11	K.Smith	13.077
17	61	G.Ruiu	13.362
18	6	M.Herrera	13.746
19	22	F.Fulgini	13.937
20	30	G.van Straalen	14.509
21	74	J.van Sikkelerus	14.620
22	47	R.Hartog	17.685
23	15	A.Coppola	18.404
24	10	N.Calero	20.161

19	30	G.van Straalen	19.104
20	6	M.Herrera	19.385
21	74	J.van Sikkelerus	19.905
22	47	R.Hartog	23.887
23	15	A.Coppola	25.465
24	10	N.Calero	27.437

Lap 7

1	21	R.Krummenacher	13'05.503
2	64	F.Caricasulo	0.105
3	16	J.Cluzel	0.510
4	44	L.Mahias	1.443
5	36	T.Gradinger	1.763
6	3	R.De Rosa	2.565
7	55	M.Roccoli	4.558
8	86	A.Badovini	7.154
9	32	I.Vinales	7.608
10	78	H.Okubo	8.416
11	56	P.Sebestyen	13.584
12	38	H.Soomer	13.783
13	95	J.Danilo	16.076
14	84	L.Cresson	16.500
15	61	G.Ruiu	16.917
16	11	K.Smith	19.897
17	12	L.Ottaviani	20.835
18	30	G.van Straalen	21.328
19	22	F.Fulgini	21.984
20	6	M.Herrera	22.126
21	74	J.van Sikkelerus	22.392
22	47	R.Hartog	25.820
23	15	A.Coppola	28.856
24	10	N.Calero	30.521

16	11	K.Smith	22.888
17	12	L.Ottaviani	24.151
18	6	M.Herrera	25.990
19	22	F.Fulgini	26.180
20	30	G.van Straalen	26.942
21	74	J.van Sikkelerus	29.149
22	47	R.Hartog	30.841
23	10	N.Calero	39.628
24	15	A.Coppola	40.654

Lap 10

1	21	R.Krummenacher	18'40.632
2	64	F.Caricasulo	0.166
3	3	R.De Rosa	3.048
4	16	J.Cluzel	3.408
5	55	M.Roccoli	8.537
6	86	A.Badovini	9.674
7	78	H.Okubo	10.333
8	32	I.Vinales	10.904
9	38	H.Soomer	18.341
10	56	P.Sebestyen	18.880
11	44	L.Mahias	20.828
12	95	J.Danilo	22.643
13	61	G.Ruiu	22.983
14	84	L.Cresson	23.435
15	11	K.Smith	24.993
16	12	L.Ottaviani	26.834
17	22	F.Fulgini	28.822
18	6	M.Herrera	29.162
19	30	G.van Straalen	30.856
20	74	J.van Sikkelerus	32.912
21	47	R.Hartog	33.383
22	10	N.Calero	45.055
23	15	A.Coppola	45.585

Lap 2

1	16	J.Cluzel	3'46.486
2	21	R.Krummenacher	0.541
3	64	F.Caricasulo	0.707
4	44	L.Mahias	1.646
5	55	M.Roccoli	1.862
6	36	T.Gradinger	2.173
7	3	R.De Rosa	2.467
8	32	I.Vinales	3.165
9	86	A.Badovini	3.308
10	78	H.Okubo	6.321
11	56	P.Sebestyen	6.654
12	38	H.Soomer	6.993
13	11	K.Smith	7.348
14	12	L.Ottaviani	7.721
15	6	M.Herrera	8.106
16	95	J.Danilo	8.439
17	84	L.Cresson	8.522
18	61	G.Ruiu	8.756
19	22	F.Fulgini	9.282
20	74	J.van Sikkelerus	10.081
21	30	G.van Straalen	10.301
22	47	R.Hartog	10.952
23	15	A.Coppola	11.629
24	10	N.Calero	12.752

Lap 5

1	16	J.Cluzel	9'21.955
2	21	R.Krummenacher	0.310
3	64	F.Caricasulo	0.488
4	44	L.Mahias	1.469
5	36	T.Gradinger	1.998
6	3	R.De Rosa	3.018
7	55	M.Roccoli	3.169
8	86	A.Badovini	6.081
9	32	I.Vinales	6.473
10	78	H.Okubo	7.687
11	56	P.Sebestyen	10.968
12	38	H.Soomer	11.158
13	95	J.Danilo	13.443
14	84	L.Cresson	14.098
15	61	G.Ruiu	14.920
16	12	L.Ottaviani	15.541
17	11	K.Smith	15.806
18	6	M.Herrera	15.971
19	22	F.Fulgini	16.069
20	30	G.van Straalen	16.453
21	74	J.van Sikkelerus	17.258
22	47	R.Hartog	21.061
23	15	A.Coppola	21.845
24	10	N.Calero	23.879

Lap 8

1	21	R.Krummenacher	14'57.096
2	64	F.Caricasulo	0.179
3	16	J.Cluzel	0.523
4	44	L.Mahias	1.218
5	36	T.Gradinger	1.625
6	3	R.De Rosa	2.418
7	55	M.Roccoli	5.828
8	86	A.Badovini	8.038
9	32	I.Vinales	8.834
10	78	H.Okubo	8.902
11	56	P.Sebestyen	15.025
12	38	H.Soomer	15.332
13	95	J.Danilo	17.725
14	84	L.Cresson	17.960
15	61	G.Ruiu	18.844
16	11	K.Smith	21.641
17	12	L.Ottaviani	22.378
18	30	G.van Straalen	22.976
19	22	F.Fulgini	24.054
20	6	M.Herrera	24.255
21	74	J.van Sikkelerus	26.079
22	47	R.Hartog	28.482
23	15	A.Coppola	32.931
24	10	N.Calero	34.365

Lap 11

1	21	R.Krummenacher	20'32.648
2	64	F.Caricasulo	0.199
3	3	R.De Rosa	3.648
4	55	M.Roccoli	9.476
5	86	A.Badovini	10.481
6	78	H.Okubo	11.061
7	32	I.Vinales	11.888
8	16	J.Cluzel	14.831
9	38	H.Soomer	19.601
10	56	P.Sebestyen	20.397
11	44	L.Mahias	23.783
12	95	J.Danilo	24.452
13	61	G.Ruiu	24.644
14	84	L.Cresson	25.167
15	11	K.Smith	26.550
16	12	L.Ottaviani	29.039
17	22	F.Fulgini	30.251
18	6	M.Herrera	30.509
19	47	R.Hartog	35.424
20	74	J.van Sikkelerus	35.935
21	10	N.Calero	49.753
22	15	A.Coppola	50.067

Lap 3

1	16	J.Cluzel	5'38.441
2	21	R.Krummenacher	0.348
3	64	F.Caricasulo	0.514
4	44	L.Mahias	1.776
5	55	M.Roccoli	1.973
6	36	T.Gradinger	2.274
7	3	R.De Rosa	2.537
8	86	A.Badovini	4.290
9	32	I.Vinales	4.574
10	78	H.Okubo	6.829
11	56	P.Sebestyen	8.220
12	38	H.Soomer	8.569
13	95	J.Danilo	10.178
14	12	L.Ottaviani	10.333
15	11	K.Smith	10.480
16	84	L.Cresson	10.609
17	6	M.Herrera	10.933
18	61	G.Ruiu	11.068
19	22	F.Fulgini	11.568
20	74	J.van Sikkelerus	12.247
21	30	G.van Straalen	12.485

Lap 6

1	16	J.Cluzel	11'13.397
2	21	R.Krummenacher	0.285
3	64	F.Caricasulo	0.443
4	44	L.Mahias	1.573
5	36	T.Gradinger	1.966
6	3	R.De Rosa	3.080
7	55	M.Roccoli	3.745
8	86	A.Badovini	6.846
9	32	I.Vinales	7.451
10	78	H.Okubo	8.374
11	56	P.Sebestyen	12.653
12	38	H.Soomer	12.864
13	95	J.Danilo	15.233
14	84	L.Cresson	15.737
15	61	G.Ruiu	16.287
16	11	K.Smith	18.417
17	12	L.Ottaviani	18.622
18	22	F.Fulgini	18.914

Lap 9

1	21	R.Krummenacher	16'49.071
2	64	F.Caricasulo	0.234
3	16	J.Cluzel	0.736
4	44	L.Mahias	0.908
5	36	T.Gradinger	1.164
6	3	R.De Rosa	2.415
7	55	M.Roccoli	7.043
8	86	A.Badovini	8.389
9	78	H.Okubo	9.264
10	32	I.Vinales	9.734
11	56	P.Sebestyen	16.261
12	38	H.Soomer	16.499
13	95	J.Danilo	19.739
14	84	L.Cresson	19.912
15	61	G.Ruiu	20.664

Lap 12

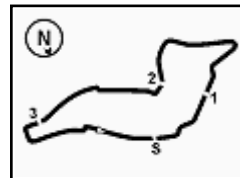
1	21	R.Krummenacher	22'24.988
2	64	F.Caricasulo	0.142
3	3	R.De Rosa	4.899
4	55	M.Roccoli	9.867
5	78	H.Okubo	10.891
6	86	A.Badovini	11.006
7	32	I.Vinales	13.345
8	16	J.Cluzel	16.115
9	38	H.Soomer	21.171
10	56	P.Sebestyen	21.955
11	44	L.Mahias	24.267
12	95	J.Danilo	25.480
13	84	L.Cresson	26.236
14	11	K.Smith	27.741
15	12	L.Ottaviani	31.443

12/05/2019

These data/results cannot be reproduced, stored and/or transmitted in whole or in part by any manner of electronic, mechanical, photocopying, recording, broadcasting or otherwise now known or herein after developed without the previous express consent by the copyright owner, except for reproduction in daily press and regular printed publications on sale to the public within 60 days of the event related to those data/results and always provided that copyright symbol appears together as follows below.

© DORNA WSBK ORGANIZATION Srl 2019





Imola Circuit 4.936 m

3 / 4

Pirelli Italian Round, 10-12 May 2019
Lap Chart Race

17	6	M.Herrera	31.996	1	64	F.Caricasulo	29'52.002
18	47	R.Hartog	36.742	2	21	R.Krummenacher	0.240
19	74	J.van Sikkelerus	38.589	3	3	R.De Rosa	10.142
20	10	N.Calero	53.963	4	78	H.Okubo	15.466
21	15	A.Coppola	54.432	5	55	M.Roccoli	15.631
				6	86	A.Badovini	15.910
				7	32	I.Vinales	19.223
				8	16	J.Cluzel	22.739
				9	44	L.Mahias	27.611
				10	38	H.Soomer	29.789
				11	56	P.Sebestyen	30.080
				12	95	J.Danilo	33.615
				13	84	L.Cresson	33.759
				14	11	K.Smith	35.153
				15	22	F.Fuligni	40.945
				16	6	M.Herrera	41.332
				17	47	R.Hartog	51.716
				18	74	J.van Sikkelerus	56.010
				19	12	L.Ottaviani	56.810
				20	10	N.Calero	1'14.121

Lap 13

1	64	F.Caricasulo	24'17.354	1	21	R.Krummenacher	31'43.818
2	21	R.Krummenacher	0.356	2	64	F.Caricasulo	0.234
3	3	R.De Rosa	5.748	3	3	R.De Rosa	13.412
4	55	M.Roccoli	10.633	4	78	H.Okubo	17.061
5	78	H.Okubo	10.919	5	86	A.Badovini	17.495
6	86	A.Badovini	11.703				
7	32	I.Vinales	14.139				
8	16	J.Cluzel	16.850				
9	38	H.Soomer	23.035				
10	56	P.Sebestyen	23.532				
11	44	L.Mahias	24.004				
12	95	J.Danilo	26.499				
13	84	L.Cresson	27.373				
14	11	K.Smith	29.019				
15	22	F.Fuligni	33.766				
16	12	L.Ottaviani	34.241				
17	6	M.Herrera	34.781				
18	47	R.Hartog	38.541				
19	74	J.van Sikkelerus	42.531				
20	10	N.Calero	58.215				

Lap 17

1	64	F.Caricasulo	26'09.238				
2	21	R.Krummenacher	0.276				
3	3	R.De Rosa	6.886				
4	55	M.Roccoli	12.187				
5	78	H.Okubo	12.468				
6	86	A.Badovini	13.007				
7	32	I.Vinales	15.751				
8	16	J.Cluzel	18.225				
9	44	L.Mahias	25.007				
10	38	H.Soomer	25.195				
11	56	P.Sebestyen	25.463				
12	95	J.Danilo	28.308				
13	84	L.Cresson	28.684				
14	11	K.Smith	30.376				
15	22	F.Fuligni	35.421				
16	6	M.Herrera	37.079				
17	12	L.Ottaviani	42.114				
18	47	R.Hartog	42.399				
19	74	J.van Sikkelerus	47.278				
20	10	N.Calero	1'02.473				

Lap 14

1	64	F.Caricasulo	28'00.781				
2	21	R.Krummenacher	0.275				
3	3	R.De Rosa	7.873				
4	78	H.Okubo	13.846				
5	55	M.Roccoli	13.957				
6	86	A.Badovini	14.304				
7	32	I.Vinales	17.151				
8	16	J.Cluzel	20.077				
9	44	L.Mahias	25.975				
10	38	H.Soomer	27.312				
11	56	P.Sebestyen	27.966				
12	95	J.Danilo	30.379				
13	84	L.Cresson	30.621				
14	11	K.Smith	32.475				
15	22	F.Fuligni	37.966				
16	6	M.Herrera	39.145				
17	12	L.Ottaviani	47.276				
18	47	R.Hartog	48.089				
19	74	J.van Sikkelerus	51.422				
20	10	N.Calero	1'07.812				

Lap 15

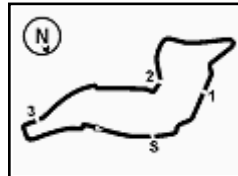
1	64	F.Caricasulo	28'00.781				
2	21	R.Krummenacher	0.275				
3	3	R.De Rosa	7.873				
4	78	H.Okubo	13.846				
5	55	M.Roccoli	13.957				
6	86	A.Badovini	14.304				
7	32	I.Vinales	17.151				
8	16	J.Cluzel	20.077				
9	44	L.Mahias	25.975				
10	38	H.Soomer	27.312				
11	56	P.Sebestyen	27.966				
12	95	J.Danilo	30.379				
13	84	L.Cresson	30.621				
14	11	K.Smith	32.475				
15	22	F.Fuligni	37.966				
16	6	M.Herrera	39.145				
17	12	L.Ottaviani	47.276				
18	47	R.Hartog	48.089				
19	74	J.van Sikkelerus	51.422				
20	10	N.Calero	1'07.812				

Lap 16

12/05/2019

These data/results cannot be reproduced, stored and/or transmitted in whole or in part by any manner of electronic, mechanical, photocopying, recording, broadcasting or otherwise now known or herein after developed without the previous express consent by the copyright owner, except for reproduction in daily press and regular printed publications on sale to the public within 60 days of the event related to those data/results and always provided that copyright symbol appears together as follows below.

© DORNA WSBK ORGANIZATION Srl 2019



Imola Circuit 4.936 m

4 / 4

Pirelli Italian Round, 10-12 May 2019

Lap Chart Race

Race Pace Comparison

	21 Kru	64 Car	3 DeR	78 Oku	86 Bad	44 Mah	38 Soo	56 Seb	22 Ful	6 Her	47 Har	74 vSk	12 Ott	10 Cal
1	1'54.244	1'54.516	1'55.599	1'58.741	1'56.860	1'55.492	1'58.975	1'58.203	2'00.757	1'58.337	2'01.436	2'01.103	1'59.233	2'02.561
2	1'52.783	1'52.677	1'53.354	1'54.066	1'52.934	1'52.640	1'54.504	1'54.937	1'55.011	1'56.255	1'56.002	1'55.464	1'54.974	1'56.677
3	1'51.762	1'51.762	1'52.025	1'52.463	1'52.937	1'52.085	1'53.531	1'53.521	1'54.241	1'54.782	1'55.354	1'54.121	1'54.567	1'55.998
4	1'51.767	1'51.860	1'51.924	1'52.498	1'52.582	1'51.463	1'53.136	1'53.272	1'54.229	1'54.673	1'55.194	1'54.233	1'54.024	1'55.226
5	1'51.709	1'51.628	1'52.071	1'51.874	1'52.723	1'51.744	1'52.967	1'52.990	1'53.786	1'53.879	1'55.030	1'54.292	1'54.698	1'55.372
6	1'51.417	1'51.397	1'51.504	1'52.129	1'52.207	1'51.546	1'53.148	1'53.127	1'54.287	1'54.856	1'54.268	1'54.089	1'54.523	1'55.000
7	1'51.821	1'51.768	1'51.591	1'52.148	1'52.414	1'51.976	1'53.025	1'53.037	1'55.176	1'54.847	1'54.039	1'54.593	1'54.319	1'55.190
8	1'51.593	1'51.667	1'51.446	1'52.079	1'52.477	1'51.368	1'53.142	1'53.034	1'53.663	1'53.722	1'54.255	1'55.280	1'53.136	1'55.437
9	1'51.975	1'52.030	1'51.972	1'52.337	1'52.326	1'51.665	1'53.142	1'53.211	1'54.101	1'53.710	1'54.334	1'55.045	1'53.748	1'57.238
10	1'51.561	1'51.493	1'52.194	1'52.630	1'52.846	2'11.481	1'53.403	1'54.180	1'54.203	1'54.733	1'54.103	1'55.324	1'54.244	1'56.988
11	1'52.016	1'52.049	1'52.616	1'52.744	1'52.823	1'54.971	1'53.276	1'53.533	1'53.445	1'53.363	1'54.057	1'55.039	1'54.221	1'56.714
12	1'52.340	1'52.283	1'53.591	1'52.170	1'52.865	1'52.824	1'53.910	1'53.898	1'53.936	1'53.827	1'53.658	1'54.994	1'54.744	1'56.550
13	1'52.722	1'52.224	1'53.215	1'52.394	1'53.063	1'52.103	1'54.230	1'53.943	1'54.285	1'55.151	1'54.165	1'56.308	1'55.164	1'56.618
14	1'51.804	1'51.884	1'53.022	1'53.433	1'53.188	1'52.887	1'54.044	1'53.815	1'53.539	1'54.182	1'55.742	1'56.631	1'59.757	1'56.142
15	1'51.542	1'51.543	1'52.530	1'52.921	1'52.840	1'52.511	1'53.660	1'54.046	1'54.088	1'53.609	1'57.233	1'55.687	1'56.705	1'56.882
16	1'51.186	1'51.221	1'53.490	1'52.841	1'52.827	1'52.857	1'53.698	1'53.335	1'54.200	1'53.408	1'54.848	1'55.809	2'00.755	1'57.530
17	1'51.576	1'52.050	1'55.086	1'53.411	1'53.401									

	32 Vin	16 Clu	55 Roc	95 Dan	84 Cre	11 Smi	15 Cop	61 Rui	30 vSt	36 Gra
1	1'56.568	1'54.062	1'55.041	2'00.069	1'59.755	1'59.380	2'01.815	2'00.176	2'00.551	1'56.000
2	1'53.083	1'52.424	1'53.307	1'54.856	1'55.253	1'54.454	1'56.300	1'55.066	1'56.236	1'52.659
3	1'53.364	1'51.955	1'52.066	1'53.694	1'54.042	1'55.087	1'55.576	1'54.267	1'54.139	1'52.056
4	1'52.703	1'51.860	1'51.985	1'53.289	1'54.046	1'54.457	1'55.014	1'54.154	1'53.884	1'52.020
5	1'52.710	1'51.654	1'52.725	1'53.490	1'52.957	1'54.383	1'55.095	1'53.212	1'53.598	1'51.218
6	1'52.420	1'51.442	1'52.018	1'53.232	1'53.081	1'54.053	1'55.062	1'52.809	1'54.093	1'51.410
7	1'52.263	1'52.616	1'52.919	1'52.949	1'52.869	1'53.586	1'55.497	1'52.736	1'54.330	1'51.903
8	1'52.819	1'51.606	1'52.863	1'53.242	1'53.053	1'53.337	1'55.668	1'53.520	1'53.241	1'51.455
9	1'52.875	1'52.188	1'53.190	1'53.989	1'53.927	1'53.222	1'59.698	1'53.795	1'55.941	1'51.514
10	1'52.731	1'54.233	1'53.055	1'54.465	1'55.084	1'53.666	1'56.492	1'53.880	1'55.475	
11	1'53.000	2'03.439	1'52.955	1'53.825	1'53.748	1'53.573	1'56.498	1'53.677		
12	1'53.797	1'53.624	1'52.731	1'53.368	1'53.409	1'53.531	1'56.705			
13	1'53.160	1'53.101	1'53.132	1'53.385	1'53.503	1'53.644				
14	1'53.496	1'53.259	1'53.438	1'53.693	1'53.195	1'53.241				
15	1'52.943	1'53.395	1'53.313	1'53.614	1'53.480	1'53.642				
16	1'53.293	1'53.883	1'52.895	1'54.457	1'54.359	1'53.899				

12/05/2019

These data/results cannot be reproduced, stored and/or transmitted in whole or in part by any manner of electronic, mechanical, photocopying, recording, broadcasting or otherwise now known or herein after developed without the previous express consent by the copyright owner, except for reproduction in daily press and regular printed publications on sale to the public within 60 days of the event related to those data/results and always provided that copyright symbol appears together as follows below.

© DORNA WSBK ORGANIZATION Srl 2019

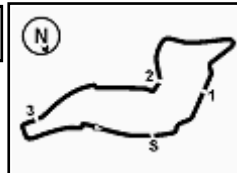
FICR PERUGIA TIMING



Official Tyre Supplier



Official Timekeeper



Imola Circuit 4.936 m

Pirelli Italian Round, 10-12 May 2019
Best Sectors & Speed Race

RESULTS			LL	Int.
1	21 R. KRUMMENACHER	Yamaha YZF R6	17	FL
2	64 F. CARICASULO	Yamaha YZF R6	17	FL
3	3 R. DE ROSA	MV Agusta F3 675	17	FL
4	78 H. OKUBO	Kawasaki ZX-6R	17	FL
5	86 A. BADOVINI	Kawasaki ZX-6R	17	FL
6	32 I. VINALES	Yamaha YZF R6	16	13.1
7	16 J. CLUZEL	Yamaha YZF R6	16	13.1
8	44 L. MAHIAS	Kawasaki ZX-6R	16	13
9	38 H. SOOMER	Honda CBR600RR	16	13
10	56 P. SEBESTYEN	Honda CBR600RR	16	13
11	95 J. DANILO	Honda CBR600RR	16	13
12	84 L. CRESSON	Yamaha YZF R6	16	13
13	11 K. SMITH	Kawasaki ZX-6R	16	13
14	22 F. FULIGNI	MV Agusta F3 675	16	12
15	6 M. HERRERA	Yamaha YZF R6	16	12
16	47 R. HARTOG	Kawasaki ZX-6R	16	12
17	74 J. VAN SIKKELERUS	Honda CBR600RR	16	12
18	12 L. OTTAVIANI	Yamaha YZF R6	16	12
19	10 N. CALERO	Kawasaki ZX-6R	16	11
NC	55 M. ROCCOLI	Yamaha YZF R6	16	
RET	34 F. MASSEI	Yamaha YZF R6		
RET	15 A. COPPOLA	Honda CBR600RR	12	
RET	61 G. RUIU	Yamaha YZF R6	11	
RET	30 G. VAN STRAALEN	Kawasaki ZX-6R	10	
RET	36 T. GRADINGER	Yamaha YZF R6	9	

SPEED			
1	64 F. CARICASULO	Yamaha YZF R6	254,3
2	36 T. GRADINGER	Yamaha YZF R6	253,1
3	84 L. CRESSON	Yamaha YZF R6	253,1
4	16 J. CLUZEL	Yamaha YZF R6	253,1
5	3 R. DE ROSA	MV Agusta F3 675	253,1
6	21 R. KRUMMENACHER	Yamaha YZF R6	252,5
7	11 K. SMITH	Kawasaki ZX-6R	251,3
8	78 H. OKUBO	Kawasaki ZX-6R	250,7
9	61 G. RUIU	Yamaha YZF R6	250,2
10	55 M. ROCCOLI	Yamaha YZF R6	249,0
11	6 M. HERRERA	Yamaha YZF R6	248,4
12	44 L. MAHIAS	Kawasaki ZX-6R	248,4
13	22 F. FULIGNI	MV Agusta F3 675	248,4
14	32 I. VINALES	Yamaha YZF R6	248,4
15	38 H. SOOMER	Honda CBR600RR	247,9
16	30 G. VAN STRAALEN	Kawasaki ZX-6R	247,3
17	95 J. DANILO	Honda CBR600RR	247,3
18	56 P. SEBESTYEN	Honda CBR600RR	247,3
19	86 A. BADOVINI	Kawasaki ZX-6R	246,7
20	12 L. OTTAVIANI	Yamaha YZF R6	245,6
21	47 R. HARTOG	Kawasaki ZX-6R	244,5
22	74 J. VAN SIKKELERUS	Honda CBR600RR	243,4
23	10 N. CALERO	Kawasaki ZX-6R	241,8
24	15 A. COPPOLA	Honda CBR600RR	239,6
25	34 F. MASSEI	Yamaha YZF R6	172,9

SEG. 1	
1	21 R. KRUMMENACHER 23.839
2	16 J. CLUZEL 23.876
3	64 F. CARICASULO 23.903
4	3 R. DE ROSA 23.927
5	36 T. GRADINGER 23.965
6	44 L. MAHIAS 24.023
7	38 H. SOOMER 24.099
8	78 H. OKUBO 24.108
9	32 I. VINALES 24.149
10	11 K. SMITH 24.157
11	84 L. CRESSON 24.196
12	22 F. FULIGNI 24.199
13	61 G. RUIU 24.200
14	56 P. SEBESTYEN 24.208
15	55 M. ROCCOLI 24.212
16	86 A. BADOVINI 24.258
17	95 J. DANILO 24.272
18	12 L. OTTAVIANI 24.414
19	74 J. VAN SIKKELERUS 24.452
20	30 G. VAN STRAALEN 24.458
21	6 M. HERRERA 24.473
22	47 R. HARTOG 24.473
23	10 N. CALERO 24.712
24	15 A. COPPOLA 24.812
25	34 F. MASSEI 29.461

SEG. 2	
1	64 F. CARICASULO 34.519
2	36 T. GRADINGER 34.551
3	44 L. MAHIAS 34.588
4	3 R. DE ROSA 34.592
5	16 J. CLUZEL 34.623
6	21 R. KRUMMENACHER 34.635
7	55 M. ROCCOLI 34.720
8	32 I. VINALES 34.745
9	38 H. SOOMER 34.827
10	86 A. BADOVINI 34.832
11	78 H. OKUBO 34.837
12	56 P. SEBESTYEN 34.840
13	30 G. VAN STRAALEN 34.969
14	11 K. SMITH 35.048
15	6 M. HERRERA 35.062
16	61 G. RUIU 35.094
17	95 J. DANILO 35.097
18	22 F. FULIGNI 35.110
19	12 L. OTTAVIANI 35.129
20	84 L. CRESSON 35.139
21	74 J. VAN SIKKELERUS 35.247
22	47 R. HARTOG 35.382
23	10 N. CALERO 35.573
24	15 A. COPPOLA 35.592
25	34 F. MASSEI 38.729

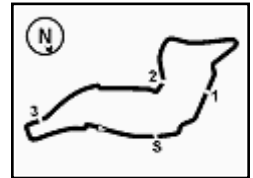
SEG. 3	
1	21 R. KRUMMENACHER 29.469
2	44 L. MAHIAS 29.536
3	64 F. CARICASULO 29.550
4	36 T. GRADINGER 29.565
5	78 H. OKUBO 29.608
6	16 J. CLUZEL 29.612
7	3 R. DE ROSA 29.694
8	55 M. ROCCOLI 29.742
9	86 A. BADOVINI 29.809
10	32 I. VINALES 29.825
11	61 G. RUIU 29.895
12	38 H. SOOMER 29.934
13	84 L. CRESSON 29.985
14	95 J. DANILO 30.010
15	6 M. HERRERA 30.026
16	22 F. FULIGNI 30.057
17	30 G. VAN STRAALEN 30.115
18	12 L. OTTAVIANI 30.123
19	56 P. SEBESTYEN 30.129
20	11 K. SMITH 30.164
21	47 R. HARTOG 30.221
22	74 J. VAN SIKKELERUS 30.339
23	15 A. COPPOLA 30.573
24	10 N. CALERO 30.652

SEG. 4	
1	36 T. GRADINGER 22.940
2	64 F. CARICASULO 22.976
3	44 L. MAHIAS 22.990
4	21 R. KRUMMENACHER 23.056
5	16 J. CLUZEL 23.114
6	78 H. OKUBO 23.137
7	86 A. BADOVINI 23.145
8	3 R. DE ROSA 23.147
9	55 M. ROCCOLI 23.174
10	61 G. RUIU 23.249
11	32 I. VINALES 23.301
12	38 H. SOOMER 23.324
13	11 K. SMITH 23.341
14	95 J. DANILO 23.395
15	84 L. CRESSON 23.416
16	6 M. HERRERA 23.431
17	12 L. OTTAVIANI 23.455
18	47 R. HARTOG 23.505
19	56 P. SEBESTYEN 23.514
20	30 G. VAN STRAALEN 23.527
21	22 F. FULIGNI 23.560
22	74 J. VAN SIKKELERUS 23.720
23	15 A. COPPOLA 23.730
24	10 N. CALERO 23.852

12/05/2019

These data/results cannot be reproduced, stored and/or transmitted in whole or in part by any manner of electronic, mechanical, photocopying, recording, broadcasting or otherwise now known or herein after developed without the previous express consent by the copyright owner, except for reproduction in daily press and regular printed publications on sale to the public within 60 days of the event related to those data/results and always provided that copyright symbol appears together as follows below.

© DORNA WSBK ORGANIZATION Srl 2019



Imola Circuit 4.936 m

Pirelli Italian Round, 10-12 May 2019 Chronological Analysis Race

Start at 12:15'59.264

1 / 4

1° 21 R. KRUMMENACHER (1'51.186)							
Lap	Seg.1	Seg.2	Seg.3	Seg.4	Lap Time	km/h	Local Time
1		35.361	30.240	23.438	1'54.244	198,3	12:17'53.508
2	24.187	35.170	30.020	23.406	1'52.783	246,2	12:19'46.291
3	24.100	34.754	29.686	23.222	1'51.762	249,6	12:21'38.053
4	24.003	34.808	29.806	23.150	1'51.767	250,7	12:23'29.820
5	23.980	34.764	29.636	23.329	1'51.709	249,6	12:25'21.529
6	23.916	34.685	29.760	23.056	1'51.417	251,9	12:27'12.946
7	23.901	34.657	29.919	23.344	1'51.821	251,9	12:29'04.767
8	24.060	34.655	29.704	23.174	1'51.593	249,6	12:30'56.360
9	24.250	34.757	29.777	23.191	1'51.975	248,4	12:32'48.335
10	24.072	34.725	29.638	23.126	1'51.561	247,9	12:34'39.896
11	24.076	34.747	29.885	23.308	1'52.016	247,3	12:36'31.912
12	24.364	34.922	29.878	23.176	1'52.340	246,2	12:38'24.252
13	24.336	35.339	29.698	23.349	1'52.722	246,7	12:40'16.974
14	23.957	35.062	29.571	23.214	1'51.804	248,4	12:42'08.778
15	24.060	34.758	29.503	23.221	1'51.542	246,7	12:44'00.320
16	23.975	34.635	29.488	23.088	1'51.186	250,7	12:45'51.506
17	23.839	34.745	29.469	23.523	1'51.576	252,5	12:47'43.082

2° 64 F. CARICASULO (1'51.221)							
Lap	Seg.1	Seg.2	Seg.3	Seg.4	Lap Time	km/h	Local Time
1		35.415	30.369	23.383	1'54.516	200,1	12:17'53.780
2	24.300	34.984	30.132	23.261	1'52.677	247,9	12:19'46.457
3	24.102	34.712	29.937	23.011	1'51.762	254,3	12:21'38.219
4	24.021	34.775	29.951	23.113	1'51.860	253,7	12:23'30.079
5	23.992	34.664	29.827	23.145	1'51.628	253,1	12:25'21.707
6	23.910	34.675	29.836	22.976	1'51.397	253,1	12:27'13.104
7	23.931	34.636	29.973	23.228	1'51.768	251,9	12:29'04.872
8	24.074	34.688	29.833	23.072	1'51.667	243,4	12:30'56.539
9	24.223	34.735	29.873	23.199	1'52.030	246,7	12:32'48.569
10	23.956	34.725	29.780	23.032	1'51.493	249,6	12:34'40.062
11	24.075	34.715	29.994	23.265	1'52.049	250,2	12:36'32.111
12	24.249	34.941	29.961	23.132	1'52.283	249,6	12:38'24.394
13	24.319	34.941	29.787	23.177	1'52.224	245,1	12:40'16.618
14	24.096	34.829	29.751	23.208	1'51.884	247,3	12:42'08.502
15	24.126	34.595	29.607	23.215	1'51.543	247,3	12:44'00.045
16	24.047	34.519	29.550	23.105	1'51.221	248,4	12:45'51.266
17	23.903	34.663	30.006	23.478	1'52.050	249,0	12:47'43.316

3° 3 R. DE ROSA (1'51.446)							
Lap	Seg.1	Seg.2	Seg.3	Seg.4	Lap Time	km/h	Local Time
1		35.570	30.393	23.815	1'55.599	196,9	12:17'54.863
2	25.195	34.901	29.949	23.309	1'53.354	243,4	12:19'48.217
3	24.127	34.748	29.867	23.283	1'52.025	250,2	12:21'40.242
4	23.933	34.818	29.884	23.289	1'51.924	251,9	12:23'32.166
5	24.105	34.759	29.900	23.307	1'52.071	253,1	12:25'24.237
6	23.964	34.619	29.774	23.147	1'51.504	250,2	12:27'15.741
7	23.927	34.655	29.830	23.179	1'51.591	250,2	12:29'07.332
8	23.983	34.592	29.694	23.177	1'51.446	251,3	12:30'58.778
9	24.203	34.770	29.814	23.185	1'51.972	251,9	12:32'50.750
10	23.957	34.650	29.857	23.730	1'52.194	249,6	12:34'42.944
11	24.419	34.858	29.824	23.515	1'52.616	244,5	12:36'35.560
12	24.863	35.372	29.907	23.449	1'53.591	247,9	12:38'29.151
13	24.842	35.059	30.020	23.294	1'53.215	240,7	12:40'22.366
14	24.214	35.321	30.156	23.331	1'53.022	247,9	12:42'15.388
15	24.123	34.935	29.835	23.637	1'52.530	246,7	12:44'07.918
16	24.471	35.110	29.984	23.925	1'53.490	246,7	12:46'01.408
17	24.722	35.227	30.423	24.714	1'55.086	246,2	12:47'56.494

4° 78 H. OKUBO (1'51.874)							
Lap	Seg.1	Seg.2	Seg.3	Seg.4	Lap Time	km/h	Local Time
1		36.717	30.919	24.157	1'58.741	193,7	12:17'58.005

2	24.779	35.575	30.286	23.426	1'54.066	240,7	12:19'52.071
3	24.372	34.908	29.849	23.334	1'52.463	246,7	12:21'44.534
4	24.345	34.927	29.870	23.356	1'52.498	246,2	12:23'37.032
5	24.203	34.837	29.608	23.226	1'51.874	248,4	12:25'28.906
6	24.154	34.926	29.888	23.161	1'52.129	248,4	12:27'21.035
7	24.173	35.044	29.794	23.137	1'52.148	249,0	12:29'13.183
8	24.108	34.869	29.803	23.299	1'52.079	250,2	12:31'05.262
9	24.435	34.973	29.739	23.190	1'52.337	245,6	12:32'57.599
10	24.281	34.971	29.946	23.432	1'52.630	248,4	12:34'50.229
11	24.207	34.988	29.923	23.626	1'52.744	246,7	12:36'42.973
12	24.273	34.889	29.757	23.251	1'52.170	247,9	12:38'35.143
13	24.331	34.920	29.779	23.364	1'52.394	246,7	12:40'27.537
14	24.410	35.587	30.051	23.385	1'53.433	250,7	12:42'20.970
15	24.255	35.153	29.975	23.538	1'52.921	250,2	12:44'13.891
16	24.353	34.972	29.998	23.518	1'52.841	246,2	12:46'06.732
17	24.434	35.665	30.024	23.288	1'53.411	246,2	12:48'00.143

5° 86 A. BADOVINI (1'52.207)							
Lap	Seg.1	Seg.2	Seg.3	Seg.4	Lap Time	km/h	Local Time
1		36.077	30.515	23.521	1'56.860	202,0	12:17'56.124
2	24.506	35.101	30.010	23.317	1'52.934	244,5	12:19'49.058
3	24.297	35.004	30.250	23.386	1'52.937	246,7	12:21'41.995
4	24.336	34.890	30.116	23.240	1'52.582	245,1	12:23'34.577
5	24.331	35.087	29.975	23.330	1'52.723	245,1	12:25'27.300
6	24.360	34.887	29.815	23.145	1'52.207	244,0	12:27'19.507
7	24.290	34.852	29.964	23.308	1'52.414	244,0	12:29'11.921
8	24.313	34.866	29.910	23.388	1'52.477	243,4	12:31'04.398
9	24.365	34.832	29.872	23.257	1'52.326	243,4	12:32'56.724
10	24.258	35.082	29.946	23.560	1'52.846	244,5	12:34'49.570
11	24.415	35.001	30.058	23.349	1'52.823	242,9	12:36'42.393
12	24.490	35.029	29.809	23.537	1'52.865	244,0	12:38'35.258
13	24.456	35.127	30.085	23.395	1'53.063	240,7	12:40'28.321
14	24.607	35.045	30.055	23.481	1'53.188	245,1	12:42'21.509
15	24.361	35.132	29.965	23.382	1'52.840	242,9	12:44'14.349
16	24.527	35.050	29.867	23.383	1'52.827	242,9	12:46'07.176
17	24.321	35.468	30.084	23.528	1'53.401	246,2	12:48'00.577

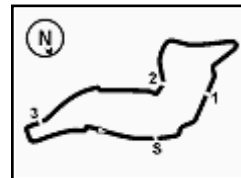
6° 32 I. VINALES (1'52.263)							
Lap	Seg.1	Seg.2	Seg.3	Seg.4	Lap Time	km/h	Local Time
1		35.913	30.507	23.680	1'56.568	209,0	12:17'55.832
2	24.656	35.085	29.892	23.450	1'53.083	241,8	12:19'48.915
3	24.354	34.890	30.673	23.447	1'53.364	247,3	12:21'42.279
4	24.362	34.961	30.035	23.345	1'52.703	247,3	12:23'34.982
5	24.261	34.985	30.012	23.452	1'52.710	247,9	12:25'27.692
6	24.231	34.957	29.900	23.332	1'52.420	247,3	12:27'20.112
7	24.272	34.745	29.852	23.394	1'52.263	245,6	12:29'12.375
8	24.149	34.921	30.293	23.456	1'52.819	248,4	12:31'05.194
9	24.658	35.052	29.864	23.301	1'52.875	244,0	12:32'58.069
10	24.220	34.829	30.015	23.667	1'52.731	247,9	12:34'50.800
11	24.319	35.047	30.013	23.621	1'53.000	244,5	12:36'43.800
12	24.923	35.213	30.142	23.519	1'53.797	247,9	12:38'37.597
13	24.603	35.132	29.825	23.600	1'53.160	244,0	12:40'30.757
14	24.440	35.459	30.085	23.512	1'53.496	246,2	12:42'24.253
15	24.384	35.169	29.934	23.456	1'52.943	246,2	12:44'17.196
16	24.432	35.085	30.061	23.715	1'53.293	247,3	12:46'10.489

7° 16 J. CLUZEL (1'51.442)							
Lap	Seg.1	Seg.2	Seg.3	Seg.4	Lap Time	km/h	Local Time
1		35.275	30.206	23.623	1'54.062	202,4	12:17'53.326
2	24.331	34.915	29.806	23.372	1'52.424	246,2	12:19'45.750
3	24.038	34.738	29.631	23.548	1'51.955	247,9	12:21'37.705
4	24.036	34.798	29.779	23.247	1'51.860	247,9	12:23'29.565
5	24.048	34.759	29.612	23.235	1'51.654	249,6	12:25'21.219

12/05/2019 P = Pits In/Out - C = Lap Time Cancelled

These data/results cannot be reproduced, stored and/or transmitted in whole or in part by any manner of electronic, mechanical, photocopying, recording, broadcasting or otherwise now known or herein after developed without the previous express consent by the copyright owner, except for reproduction in daily press and regular printed publications on sale to the public within 60 days of the event related to those data/results and always provided that copyright symbol appears together as follows below.

© DORNA WSBK ORGANIZATION Srl 2019



Imola Circuit 4.936 m

Pirelli Italian Round, 10-12 May 2019

Chronological Analysis Race

Start at 12:15'59.264

2 / 4

6	24.010	34.653	29.665	23.114	1'51.442	248,4	12:27'12.661	12	24.458	35.403	30.369	23.668	1'53.898	245,1	12:38'46.207
7	23.997	34.623	30.507	23.489	1'52.616	248,4	12:29'05.277	13	24.563	35.373	30.428	23.579	1'53.943	242,3	12:40'40.150
8	23.910	34.654	29.806	23.236	1'51.606	251,3	12:30'56.883	14	24.509	35.518	30.167	23.621	1'53.815	245,1	12:42'33.965
9	23.984	34.857	30.189	23.158	1'52.188	249,6	12:32'49.071	15	24.765	35.213	30.354	23.714	1'54.046	245,1	12:44'28.011
10	23.876	34.703	29.629	26.025	1'54.233	253,1	12:34'43.304	16	24.314	35.005	30.367	23.649	1'53.335	247,3	12:46'21.346
11	28.473	37.025	34.137	23.804	2'03.439	233,4	12:36'46.743								
12	24.622	35.299	30.369	23.334	1'53.624	247,3	12:38'40.367								
13	24.345	35.236	30.238	23.282	1'53.101	249,6	12:40'33.468								
14	24.244	35.152	30.338	23.525	1'53.259	250,2	12:42'26.727								
15	24.219	35.148	30.336	23.692	1'53.395	250,7	12:44'20.122								
16	24.363	35.422	30.436	23.662	1'53.883	251,3	12:46'14.005								

11° 95 J. DANILO (1'52.949)

Lap	Seg.1	Seg.2	Seg.3	Seg.4	Lap Time	km/h	Local Time
1		37.055	31.196	24.242	2'00.069	202,8	12:17'59.333
2	24.581	35.837	30.440	23.998	1'54.856	242,3	12:19'54.189
3	24.502	35.386	30.082	23.724	1'53.694	247,3	12:21'47.883
4	24.553	35.097	30.083	23.556	1'53.289	245,6	12:23'41.172
5	24.272	35.187	30.264	23.767	1'53.490	247,3	12:25'34.662
6	24.492	35.105	30.204	23.431	1'53.232	245,1	12:27'27.894
7	24.303	35.173	30.078	23.395	1'52.949	245,6	12:29'20.843
8	24.382	35.200	30.176	23.484	1'53.242	246,2	12:31'14.085
9	24.779	35.362	30.296	23.552	1'53.989	243,4	12:33'08.074
10	24.643	35.519	30.411	23.892	1'54.465	244,5	12:35'02.539
11	24.571	35.665	30.061	23.528	1'53.825	243,4	12:36'56.364
12	24.378	35.281	30.120	23.589	1'53.368	245,6	12:38'49.732
13	24.445	35.229	30.135	23.576	1'53.385	246,2	12:40'43.117
14	24.439	35.296	30.310	23.648	1'53.693	245,6	12:42'36.810
15	24.380	35.294	30.161	23.779	1'53.614	245,6	12:44'30.424
16	24.491	35.551	30.604	23.811	1'54.457	245,6	12:46'24.881

12° 84 L. CRESSON (1'52.869)

Lap	Seg.1	Seg.2	Seg.3	Seg.4	Lap Time	km/h	Local Time
1		36.725	30.953	24.874	1'59.755	204,7	12:17'59.019
2	24.549	35.743	30.701	24.260	1'55.253	246,7	12:19'54.272
3	24.530	35.374	30.310	23.828	1'54.042	243,4	12:21'48.314
4	24.373	35.899	30.265	23.509	1'54.046	249,0	12:23'42.360
5	24.255	35.145	30.045	23.512	1'52.957	253,1	12:25'35.317
6	24.328	35.244	30.030	23.479	1'53.081	250,7	12:27'28.398
7	24.246	35.222	29.985	23.416	1'52.869	250,2	12:29'21.267
8	24.196	35.174	30.126	23.557	1'53.053	251,3	12:31'14.320
9	24.617	35.438	30.283	23.589	1'53.927	246,7	12:33'08.247
10	24.341	35.388	31.447	23.908	1'55.084	250,2	12:35'03.331
11	24.437	35.325	30.247	23.739	1'53.748	246,7	12:36'57.079
12	24.400	35.408	30.096	23.505	1'53.409	249,0	12:38'50.488
13	24.415	35.440	30.084	23.564	1'53.503	250,2	12:40'43.991
14	24.324	35.139	30.175	23.557	1'53.195	247,9	12:42'37.186
15	24.224	35.233	30.157	23.866	1'53.480	249,6	12:44'30.666
16	24.419	35.237	30.722	23.981	1'54.359	247,9	12:46'25.025

13° 11 K. SMITH (1'53.222)

Lap	Seg.1	Seg.2	Seg.3	Seg.4	Lap Time	km/h	Local Time
1		37.035	30.931	24.066	1'59.380	205,5	12:17'58.644
2	24.518	35.477	30.772	23.687	1'54.454	246,2	12:19'53.098
3	24.493	35.371	31.354	23.869	1'55.087	244,5	12:21'48.185
4	24.312	35.127	31.516	23.502	1'54.457	248,4	12:23'42.642
5	24.157	35.812	30.167	24.247	1'54.383	251,3	12:25'37.025
6	24.457	35.087	30.631	23.878	1'54.053	249,0	12:27'31.078
7	24.626	35.054	30.349	23.557	1'53.586	242,9	12:29'24.664
8	24.469	35.063	30.464	23.341	1'53.337	244,5	12:31'18.001
9	24.502	35.072	30.239	23.409	1'53.222	244,0	12:33'11.223
10	24.536	35.092	30.349	23.689	1'53.666	245,6	12:35'04.889
11	24.686	35.157	30.164	23.566	1'53.573	242,3	12:36'58.462
12	24.645	35.163	30.248	23.475	1'53.531	244,5	12:38'51.993
13	24.494	35.181	30.336	23.633	1'53.644	245,1	12:40'45.637
14	24.470	35.048	30.216	23.507	1'53.241	245,6	12:42'38.878
15	24.692	35.061	30.353	23.536	1'53.642	245,1	12:44'32.520
16	24.548	35.341	30.349	23.661	1'53.899	245,6	12:46'26.419

8° 44 L. MAHIAS (1'51.368)

Lap	Seg.1	Seg.2	Seg.3	Seg.4	Lap Time	km/h	Local Time
1		35.298	30.435	23.517	1'55.492	200,1	12:17'54.756
2	24.443	34.966	29.984	23.247	1'52.640	241,8	12:19'47.396
3	24.223	34.769	29.794	23.299	1'52.085	246,2	12:21'39.481
4	24.124	34.588	29.617	23.134	1'51.463	247,3	12:23'30.944
5	24.135	34.751	29.709	23.149	1'51.744	245,6	12:25'22.688
6	24.095	34.744	29.717	22.990	1'51.546	247,9	12:27'14.234
7	24.223	34.765	29.861	23.127	1'51.976	247,3	12:29'06.210
8	24.066	34.672	29.603	23.027	1'51.368	247,9	12:30'57.578
9	24.131	34.654	29.764	23.116	1'51.665	247,3	12:32'49.243
10	24.023	34.606	29.735	43.117	2'11.481	248,4	12:35'00.724
11	26.448	35.134	30.017	23.372	1'54.971	229,5	12:36'55.695
12	24.556	35.071	29.877	23.320	1'52.824	242,9	12:38'48.519
13	24.341	34.800	29.536	23.426	1'52.103	244,5	12:40'40.622
14	24.392	34.931	30.048	23.516	1'52.887	244,0	12:42'33.509
15	24.460	34.741	29.852	23.458	1'52.511	242,9	12:44'26.200
16	24.486	35.068	29.945	23.358	1'52.857	244,0	12:46'18.877

9° 38 H. SOOMER (1'52.967)

Lap	Seg.1	Seg.2	Seg.3	Seg.4	Lap Time	km/h	Local Time
1		36.234	31.355	24.386	1'58.975	208,6	12:17'58.239
2	24.641	35.685	30.424	23.754	1'54.504	239,6	12:19'52.743
3	24.611	35.104	30.322	23.494	1'53.531	239,1	12:21'46.274
4	24.298	35.136	30.144	23.558	1'53.136	240,7	12:23'39.410
5	24.099	35.028	30.376	23.464	1'52.967	247,9	12:25'32.377
6	24.307	35.120	30.272	23.449	1'53.148	246,2	12:27'25.525
7	24.431	34.827	30.302	23.465	1'53.025	237,5	12:29'18.550
8	24.248	35.015	30.256	23.623	1'53.142	243,4	12:31'11.692
9	24.357	35.117	30.245	23.423	1'53.142	244,5	12:33'04.834
10	24.291	35.007	30.206	23.899	1'53.403	243,4	12:34'58.237
11	24.586	35.217	30.149	23.324	1'53.276	241,8	12:36'51.513
12	24.477	35.268	30.141	24.024	1'53.910	242,3	12:38'45.423
13	24.856	35.366	30.313	23.695	1'54.230	241,8	12:40'39.653
14	24.537	35.301	30.287	23.919	1'54.044	241,8	12:42'33.697
15	24.864	35.127	29.934	23.735	1'53.660	240,2	12:44'27.357
16	24.630	35.112	30.050	23.906	1'53.698	242,9	12:46'21.055

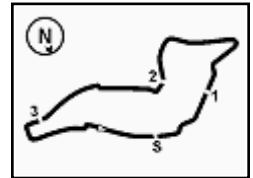
10° 56 P. SEBESTYEN (1'52.990)

Lap	Seg.1	Seg.2	Seg.3	Seg.4	Lap Time	km/h	Local Time
1		36.205	30.743	24.336	1'58.203	204,7	12:17'57.467
2	24.859	35.463	30.664	23.951	1'54.937	240,7	12:19'52.404
3	24.297	35.154	30.383	23.687	1'53.521	246,7	12:21'45.925
4	24.208	35.116	30.366	23.582	1'53.272	246,2	12:23'39.197
5	24.247	34.840	30.356	23.547	1'52.990	246,7	12:25'32.187
6	24.288	35.183	30.129	23.527	1'53.127	244,5	12:27'25.314
7	24.323	34.940	30.249	23.525	1'53.037	243,4	12:29'18.351
8	24.246	35.015	30.226	23.547	1'53.034	245,1	12:31'11.385
9	24.467	35.060	30.170	23.514	1'53.211	242,9	12:33'04.596
10	24.373	35.398	30.495	23.914	1'54.180	243,4	12:34'58.776
11	24.327	35.164	30.444	23.598	1'53.533	245,6	12:36'52.309

12/05/2019 P = Pits In/Out - C = Lap Time Cancelled

These data/results cannot be reproduced, stored and/or transmitted in whole or in part by any manner of electronic, mechanical, photocopying, recording, broadcasting or otherwise now known or herein after developed without the previous express consent by the copyright owner, except for reproduction in daily press and regular printed publications on sale to the public within 60 days of the event related to those data/results and always provided that copyright symbol appears together as follows below.

© DORNA WSBK ORGANIZATION Srl 2019



Imola Circuit 4.936 m

Pirelli Italian Round, 10-12 May 2019 Chronological Analysis Race

Start at 12:15'59.264

3 / 4

14° 22 F. FULIGNI (1'53.445)							
Lap	Seg.1	Seg.2	Seg.3	Seg.4	Lap Time	km/h	Local Time
1		37.227	31.326	24.417	2'00.757	206,6	12:18'00.021
2	24.766	35.611	30.745	23.889	1'55.011	244,5	12:19'55.032
3	24.199	35.623	30.687	23.732	1'54.241	248,4	12:21'49.273
4	24.362	35.608	30.460	23.799	1'54.229	247,9	12:23'43.502
5	24.316	35.126	30.227	24.117	1'53.786	246,2	12:25'37.288
6	24.668	35.520	30.158	23.941	1'54.287	241,2	12:27'31.575
7	24.406	36.378	30.639	23.753	1'55.176	245,1	12:29'26.751
8	24.522	35.279	30.220	23.642	1'53.663	247,9	12:31'20.414
9	24.725	35.180	30.282	23.914	1'54.101	246,7	12:33'14.515
10	24.653	35.441	30.300	23.809	1'54.203	248,4	12:35'08.718
11	24.681	35.110	30.057	23.597	1'53.445	245,1	12:37'02.163
12	24.698	35.434	30.244	23.560	1'53.936	248,4	12:38'56.099
13	24.631	35.620	30.269	23.765	1'54.285	240,2	12:40'50.384
14	24.461	35.201	30.200	23.677	1'53.539	245,6	12:42'43.923
15	24.745	35.210	30.186	23.947	1'54.088	246,7	12:44'38.011
16	24.617	35.321	30.321	23.941	1'54.200	244,5	12:46'32.211

5	24.776	35.375	30.339	23.802	1'54.292	238,0	12:25'38.477
6	24.569	35.289	30.494	23.737	1'54.089	242,9	12:27'32.566
7	24.548	35.616	30.709	23.720	1'54.593	240,2	12:29'27.159
8	24.452	35.521	30.932	24.375	1'55.280	241,8	12:31'22.439
9	24.876	35.565	30.700	23.904	1'55.045	239,1	12:33'17.484
10	24.773	35.615	30.909	24.027	1'55.324	241,2	12:35'12.808
11	24.848	35.414	30.986	23.791	1'55.039	241,2	12:37'07.847
12	24.764	35.571	30.756	23.903	1'54.994	242,3	12:39'02.841
13	25.053	36.042	30.938	24.275	1'56.308	236,5	12:40'59.149
14	25.049	36.187	31.076	24.319	1'56.631	238,6	12:42'55.780
15	24.989	35.700	30.672	24.326	1'55.687	239,1	12:44'51.467
16	24.933	35.930	30.780	24.166	1'55.809	240,7	12:46'47.276

15° 6 M. HERRERA (1'53.363)							
Lap	Seg.1	Seg.2	Seg.3	Seg.4	Lap Time	km/h	Local Time
1		36.325	31.424	24.010	1'58.337	205,9	12:17'57.601
2	25.186	36.168	30.871	24.030	1'56.255	226,6	12:19'53.856
3	24.721	35.868	30.526	23.667	1'54.782	239,6	12:21'48.638
4	24.528	35.609	30.573	23.963	1'54.673	248,4	12:23'43.311
5	24.473	35.594	30.163	23.649	1'53.879	246,2	12:25'37.190
6	24.726	35.595	30.445	24.090	1'54.856	240,2	12:27'32.046
7	24.509	35.957	30.635	23.746	1'54.847	241,2	12:29'26.893
8	24.554	35.328	30.214	23.626	1'53.722	238,6	12:31'20.615
9	24.606	35.365	30.273	23.466	1'53.710	239,1	12:33'14.325
10	24.817	35.643	30.390	23.883	1'54.733	244,5	12:35'09.058
11	24.717	35.062	30.026	23.558	1'53.363	237,5	12:37'02.421
12	24.655	35.511	30.135	23.526	1'53.827	244,0	12:38'56.248
13	24.703	35.681	30.520	24.247	1'55.151	242,3	12:40'51.399
14	24.583	35.542	30.626	23.431	1'54.182	241,8	12:42'45.581
15	24.694	35.221	30.153	23.541	1'53.609	246,2	12:44'39.190
16	24.662	35.189	30.116	23.441	1'53.408	245,6	12:46'32.598

18° 12 L. OTTAVIANI (1'53.136)							
Lap	Seg.1	Seg.2	Seg.3	Seg.4	Lap Time	km/h	Local Time
1		36.833	30.860	24.208	1'59.233	193,3	12:17'58.497
2	24.882	35.794	30.428	23.870	1'54.974	244,5	12:19'53.471
3	24.508	35.278	30.584	24.197	1'54.567	244,0	12:21'48.038
4	24.802	35.428	30.294	23.500	1'54.024	240,2	12:23'42.062
5	24.760	35.378	30.123	24.437	1'54.698	244,0	12:25'36.760
6	25.005	35.281	30.207	24.030	1'54.523	243,4	12:27'31.283
7	24.660	35.747	30.380	23.532	1'54.319	245,1	12:29'25.602
8	24.414	35.129	30.138	23.455	1'53.136	243,4	12:31'18.738
9	24.571	35.234	30.342	23.601	1'53.748	245,6	12:33'12.486
10	24.613	35.334	30.367	23.930	1'54.244	238,6	12:35'06.730
11	24.652	35.310	30.386	23.873	1'54.221	242,3	12:37'00.951
12	24.894	35.612	30.402	23.836	1'54.744	239,1	12:38'55.695
13	24.776	35.979	30.605	23.804	1'55.164	239,1	12:40'50.859
14	24.811	35.711	34.910	24.325	1'59.757	244,5	12:42'50.616
15	25.400	36.183	30.770	24.352	1'56.705	242,9	12:44'47.321
16	25.204	38.458	32.357	24.736	2'00.755	237,0	12:46'48.076

16° 47 R. HARTOG (1'53.658)							
Lap	Seg.1	Seg.2	Seg.3	Seg.4	Lap Time	km/h	Local Time
1		37.725	31.531	24.539	2'01.436	208,6	12:18'00.700
2	25.037	36.137	30.875	23.953	1'56.002	241,2	12:19'56.702
3	24.798	35.930	30.678	23.948	1'55.354	244,0	12:21'52.056
4	24.700	35.805	30.748	23.941	1'55.194	243,4	12:23'47.250
5	24.649	35.773	30.820	23.788	1'55.030	242,9	12:25'42.280
6	24.593	35.420	30.494	23.761	1'54.268	242,9	12:27'36.548
7	24.545	35.382	30.469	23.643	1'54.039	242,3	12:29'30.587
8	24.573	35.461	30.502	23.719	1'54.255	243,4	12:31'24.842
9	24.591	35.663	30.461	23.619	1'54.334	242,3	12:33'19.176
10	24.473	35.450	30.388	23.792	1'54.103	243,4	12:35'13.279
11	24.517	35.483	30.431	23.626	1'54.057	244,0	12:37'07.336
12	24.493	35.419	30.241	23.505	1'53.658	242,3	12:39'00.994
13	24.560	35.669	30.221	23.715	1'54.165	243,4	12:40'55.159
14	24.633	36.042	30.680	24.387	1'55.742	242,9	12:42'50.901
15	24.974	36.751	31.148	24.360	1'57.233	244,5	12:44'48.134
16	24.649	35.999	30.234	23.966	1'54.848	244,5	12:46'42.982

19° 10 N. CALERO (1'55.000)							
Lap	Seg.1	Seg.2	Seg.3	Seg.4	Lap Time	km/h	Local Time
1		37.613	32.027	24.600	2'02.561	195,4	12:18'01.825
2	25.221	36.055	31.280	24.121	1'56.677	236,5	12:19'58.502
3	24.800	36.159	31.077	23.962	1'55.998	239,1	12:21'54.500
4	24.759	35.711	30.887	23.869	1'55.226	241,2	12:23'49.726
5	24.716	35.630	30.771	24.255	1'55.372	241,8	12:25'45.098
6	24.825	35.667	30.656	23.852	1'55.000	239,1	12:27'40.098
7	24.790	35.782	30.652	23.966	1'55.190	240,2	12:29'35.288
8	24.712	35.573	30.854	24.298	1'55.437	241,2	12:31'30.725
9	25.165	36.227	31.632	24.214	1'57.238	237,5	12:33'27.963
10	25.686	35.998	31.273	24.031	1'56.988	238,6	12:35'24.951
11	25.247	36.061	30.981	24.425	1'56.714	229,9	12:37'21.665
12	25.352	36.190	31.015	23.993	1'56.550	237,0	12:39'18.215
13	25.264	36.320	30.885	24.149	1'56.618	232,4	12:41'14.833
14	25.267	35.900	30.851	24.124	1'56.142	236,0	12:43'10.975
15	25.617	36.023	30.983	24.259	1'56.882	237,5	12:45'07.857
16	26.025	36.309	30.962	24.234	1'57.530	230,4	12:47'05.387

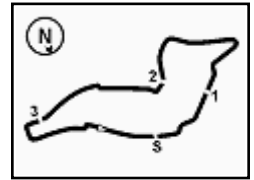
17° 74 J. VAN SIKKELERUS (1'54.089)							
Lap	Seg.1	Seg.2	Seg.3	Seg.4	Lap Time	km/h	Local Time
1		37.168	31.442	24.495	2'01.103	201,3	12:18'00.367
2	24.749	36.106	30.718	23.891	1'55.464	234,9	12:19'55.831
3	24.609	35.247	30.384	23.881	1'54.121	243,4	12:21'49.952
4	24.518	35.269	30.461	23.985	1'54.233	242,3	12:23'44.185

NC 55 M. ROCCOLI (1'51.985)							
Lap	Seg.1	Seg.2	Seg.3	Seg.4	Lap Time	km/h	Local Time
1		35.464	30.416	23.611	1'55.041	205,1	12:17'54.305
2	24.470	35.203	29.879	23.755	1'53.307	241,8	12:19'47.612
3	24.289	34.720	29.802	23.255	1'52.066	244,5	12:21'39.678
4	24.272	34.760	29.779	23.174	1'51.985	246,2	12:23'31.663
5	24.311	35.061	30.169	23.184	1'52.725	246,7	12:25'24.388
6	24.212	34.739	29.742	23.325	1'52.018	249,0	12:27'16.406
7	24.577	35.063	29.956	23.323	1'52.919	244,5	12:29'09.325
8	24.506	35.146	29.925	23.286	1'52.863	244,0	12:31'02.188
9	24.454	35.247	30.055	23.434	1'53.190	242,9	12:32'55.378
10	24.374	35.077	30.068	23.536	1'53.055	242,9	12:34'48.433

12/05/2019 P = Pits In/Out - C = Lap Time Cancelled

These data/results cannot be reproduced, stored and/or transmitted in whole or in part by any manner of electronic, mechanical, photocopying, recording, broadcasting or otherwise now known or herein after developed without the previous express consent by the copyright owner, except for reproduction in daily press and regular printed publications on sale to the public within 60 days of the event related to those data/results and always provided that copyright symbol appears together as follows below.

© DORNA WSBK ORGANIZATION Srl 2019



Imola Circuit 4.936 m

4 / 4

Pirelli Italian Round, 10-12 May 2019

Chronological Analysis Race

Start at 12:15'59.264

11	24.623	35.139	29.878	23.315	1'52.955	241,2	12:36'41.388
12	24.507	35.136	29.774	23.314	1'52.731	241,8	12:38'34.119
13	24.453	35.416	29.898	23.365	1'53.132	242,3	12:40'27.251
14	24.591	35.423	29.956	23.468	1'53.438	242,3	12:42'20.689
15	24.572	35.365	29.922	23.454	1'53.313	238,6	12:44'14.002
16	24.405	34.985	30.016	23.489	1'52.895	247,9	12:46'06.897

RET 15 A. COPPOLA (1'55.014)							
Lap	Seg.1	Seg.2	Seg.3	Seg.4	Lap Time	km/h	Local Time
1		37.497	31.561	24.615	2'01.815	206,2	12:18'01.079
2	25.068	36.083	30.874	24.275	1'56.300	237,0	12:19'57.379
3	25.075	35.908	30.573	24.020	1'55.576	237,0	12:21'52.955
4	24.964	35.717	30.578	23.755	1'55.014	237,0	12:23'47.969
5	24.812	35.620	30.740	23.923	1'55.095	239,1	12:25'43.064
6	24.887	35.592	30.606	23.977	1'55.062	239,1	12:27'38.126
7	24.834	35.724	30.960	23.979	1'55.497	239,6	12:29'33.623
8	25.042	36.025	30.871	23.730	1'55.668	238,6	12:31'29.291
9	28.769	35.896	30.867	24.166	1'59.698	227,0	12:33'28.989
10	25.080	36.238	31.089	24.085	1'56.492	233,9	12:35'25.481
11	25.166	36.086	30.953	24.293	1'56.498	229,9	12:37'21.979
12	25.175	36.408	31.009	24.113	1'56.705	237,5	12:39'18.684

RET 61 G. RUIU (1'52.736)							
Lap	Seg.1	Seg.2	Seg.3	Seg.4	Lap Time	km/h	Local Time
1		36.946	31.161	24.234	2'00.176	208,2	12:17'59.440
2	25.131	35.464	30.474	23.997	1'55.066	249,6	12:19'54.506
3	24.459	35.593	30.703	23.512	1'54.267	248,4	12:21'48.773
4	24.472	35.782	30.353	23.547	1'54.154	245,1	12:23'42.927
5	24.200	35.327	30.080	23.605	1'53.212	250,2	12:25'36.139
6	24.518	35.139	29.895	23.257	1'52.809	244,0	12:27'28.948
7	24.264	35.094	30.129	23.249	1'52.736	249,0	12:29'21.684
8	24.272	35.144	30.039	24.065	1'53.520	247,3	12:31'15.204
9	25.032	35.225	30.205	23.333	1'53.795	240,7	12:33'08.999
10	24.425	35.185	30.684	23.586	1'53.880	247,3	12:35'02.879
11	24.609	35.410	30.157	23.501	1'53.677	242,3	12:36'56.556

RET 30 G. VAN STRAALLEN (1'53.241)							
Lap	Seg.1	Seg.2	Seg.3	Seg.4	Lap Time	km/h	Local Time
1		37.249	31.542	24.739	2'00.551	207,4	12:17'59.815
2	24.960	36.210	31.229	23.837	1'56.236	243,4	12:19'56.051
3	24.484	35.320	30.373	23.962	1'54.139	245,1	12:21'50.190
4	24.506	35.153	30.451	23.774	1'53.884	247,3	12:23'44.074
5	24.681	35.097	30.293	23.527	1'53.598	244,5	12:25'37.672
6	24.501	35.480	30.360	23.752	1'54.093	246,2	12:27'31.765
7	24.458	35.918	30.351	23.603	1'54.330	246,2	12:29'26.095
8	24.539	34.969	30.115	23.618	1'53.241	241,2	12:31'19.336
9	24.744	35.119	32.242	23.836	1'55.941	240,7	12:33'15.277
10	24.836	35.355	30.947	24.337	1'55.475	239,6	12:35'10.752

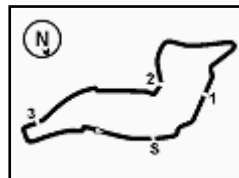
RET 36 T. GRADINGER (1'51.218)							
Lap	Seg.1	Seg.2	Seg.3	Seg.4	Lap Time	km/h	Local Time
1		35.578	30.588	23.643	1'56.000	199,0	12:17'55.264
2	24.414	34.894	29.872	23.479	1'52.659	243,4	12:19'47.923
3	24.278	34.551	29.890	23.337	1'52.056	236,5	12:21'39.979
4	24.062	34.817	29.834	23.307	1'52.020	249,6	12:23'31.999
5	23.996	34.717	29.565	22.940	1'51.218	253,1	12:25'23.217
6	24.004	34.628	29.784	22.994	1'51.410	245,6	12:27'14.627
7	24.102	34.711	29.741	23.349	1'51.903	249,6	12:29'06.530
8	24.055	34.573	29.751	23.076	1'51.455	249,6	12:30'57.985
9	24.222	34.572	29.709	23.011	1'51.514	249,6	12:32'49.499

12/05/2019 P = Pits In/Out - C = Lap Time Cancelled

These data/results cannot be reproduced, stored and/or transmitted in whole or in part by any manner of electronic, mechanical, photocopying, recording, broadcasting or otherwise now known or herein after developed without the previous express consent by the copyright owner, except for reproduction in daily press and regular printed publications on sale to the public within 60 days of the event related to those data/results and always provided that copyright symbol appears together as follows below.

© DORNA WSBK ORGANIZATION Srl 2019





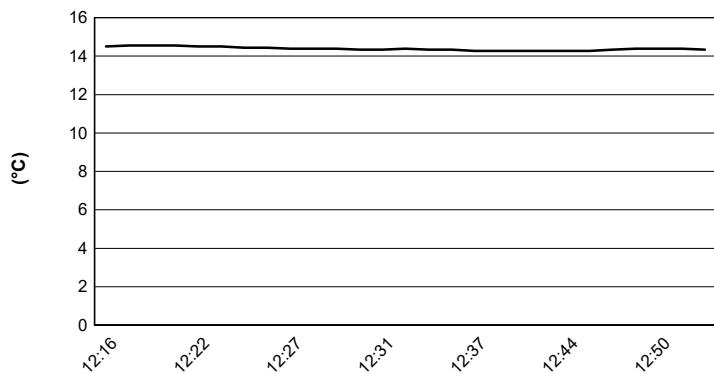
Imola Circuit 4.936 m

Pirelli Italian Round, 10-12 May 2019

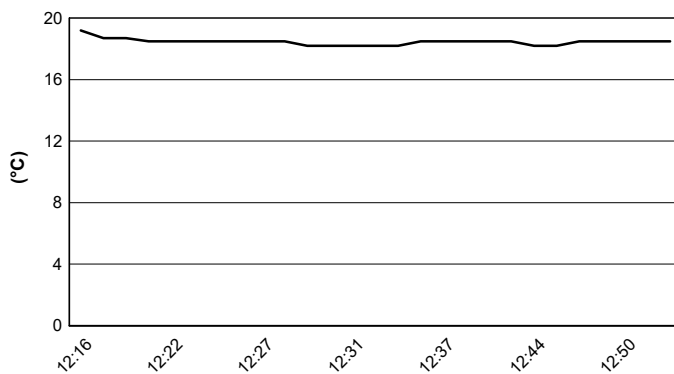
Weather Report Race

Session started 12:16 - Session ended 12:53

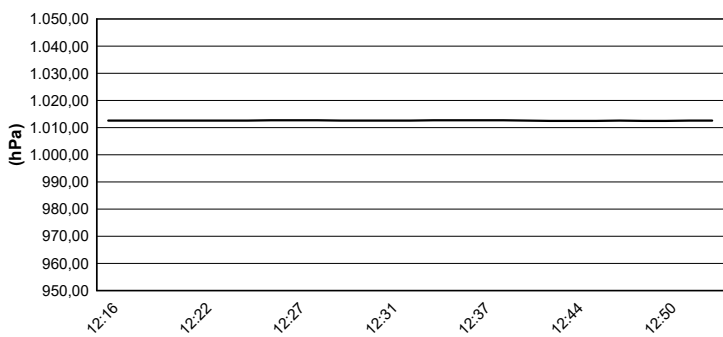
Air Temperature



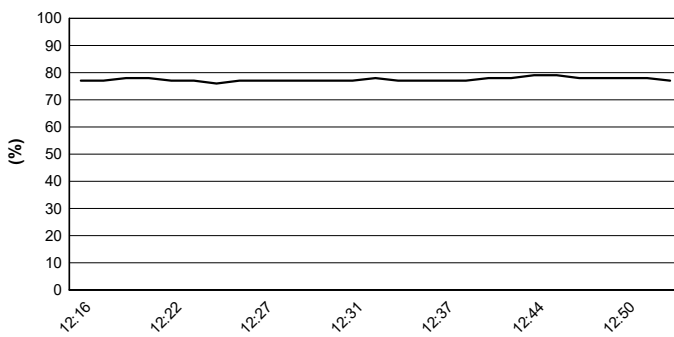
Track Temperature



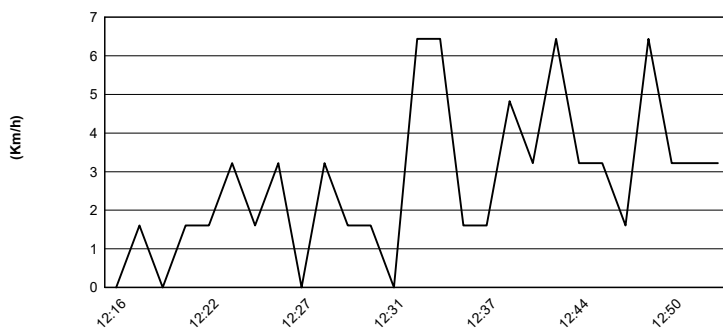
Air Pressure



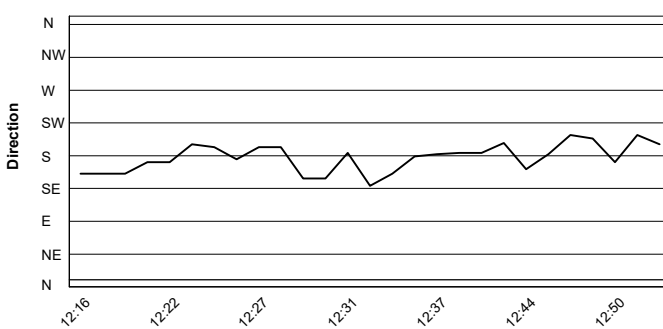
Humidity



Wind Speed



Wind Direction

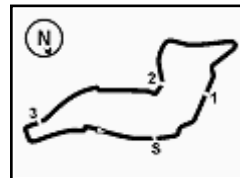


12/05/2019

These data/results cannot be reproduced, stored and/or transmitted in whole or in part by any manner of electronic, mechanical, photocopying, recording, broadcasting or otherwise now known or herein after developed without the previous express consent by the copyright owner, except for reproduction in daily press and regular printed publications on sale to the public within 60 days of the event related to those data/results and always provided that copyright symbol appears together as follows below.

© DORNA WSBK ORGANIZATION Srl 2019





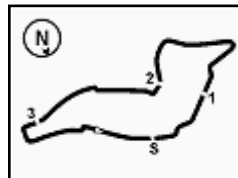
Pirelli Italian Round, 10-12 May 2019 Championship Standings

Points	Points From First	Points From Previous	Rounds														
			February 24 PHILLIP ISLAND	March 17 BURIRAM	April 7 ARAGON	April 14 ASSEN	May 12 IMOLA	June 9 JEREZ	June 23 MISANO	July 7 DONINGTON PARK	September 8 PORTIMAO	September 24 MAGNY COURS	October 13 SAN JUAN	October 26 LOSAIL			
1 KRUMMENACHER Randy (SUI)	115		25 1	20 1	25 1	20 1	25 1										
2 CARICASULO Federico (ITA)	93	22	16 3	16 3	16 3	25 2	20 2										
3 CLUZEL Jules (FRA)	78	37 15	20 2	25 1	11 2	13 3	9 3										
4 OKUBO Hikari (JPN)	50	65 28	10 6	10 5	8 5	9 5	13 4										
5 DE ROSA Raffaele (ITA)	47	68 3		11 11	20 4	8	16 5										
6 GRADINGER Thomas (AUT)	40	75 7	11 5	11	13 6	16 4	6										
7 MAHIAS Lucas (FRA)	40	75 0	4 12	8 9	9 9	11 7	8 6										
8 VINALES Isaac (ESP)	37	78 3		13 7	6 10	8 9	10 8										
9 PEROLARI Corentin (FRA)	34	81 3	9 7	5 6	10 6	10 6	9										
10 SEBESTYEN Peter (HUN)	27	88 7	8 8	4 9	5 11	4 11	6 10										
11 BARBERA Hector (ESP)	22	93 5	13 4	9 4	8	10	11										
12 DANILO Jules (FRA)	22	93 0	7 9	13	4 13	6 13	5 11										
13 CRESSON Loris (BEL)	22	93 0	6 10	7 7	2 12	3 12	4 11										
14 BADOVINI Ayrton (ITA)	17	98 5	1 15	19	22	5 16	11 14										
15 SOOMER Hannes (EST)	13	102 4		6 14	15	16	7 15										
16 SMITH Kyle (GBR)	10	105 3			7 14	15	3 16										
17 VAN STRAALLEN Glenn (NED)	9	106 1	2 14	17	19	7 14	17										
18 VAN SIKKELERUS Jaimie (NED)	6	109 3	3 13	3 14	15	16	18										
19 FULIGNI Federico (ITA)	6	109 0			3 18	1 20	2 18										
20 TOPARIS Tom (AUS)	5	110 1	5 11	16	17	19	20										
21 HARTOG Rob (NED)	4	111 1		2 17	19	2 20	21										
22 HERRERA Maria (ESP)	3	112 1		1 19	1 19	22	1 22										

12/05/2019 First Line: Championship Standings - Second Line: Ranking Progression

These data/results cannot be reproduced, stored and/or transmitted in whole or in part by any manner of electronic, mechanical, photocopying, recording, broadcasting or otherwise now known or herein after developed without the previous express consent by the copyright owner, except for reproduction in daily press and regular printed publications on sale to the public within 60 days of the event related to those data/results and always provided that copyright symbol appears together as follows below.

© DORNA WSBK ORGANIZATION Srl 2019



Imola Circuit 4.936 m

Pirelli Italian Round, 10-12 May 2019 Championship Standings

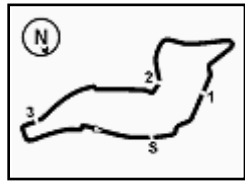
Points	Points From First	Points From Previous	February 24 PHILLIP ISLAND	March 17 BURIRAM	April 7 ARAGON	April 14 ASSEN	May 12 IMOLA	June 9 JEREZ	June 23 MISANO	July 7 DONINGTON PARK	September 8 PORTIMAO	September 24 MAGNY COURS	October 13 SAN JUAN	October 26 LOSAIL	
FIM Europe Supersport Cup															
1 SMITH Kyle (GBR)	10				7 1	1	3 1								

12/05/2019 First Line: Championship Standings - Second Line: Ranking Progression

These data/results cannot be reproduced, stored and/or transmitted in whole or in part by any manner of electronic, mechanical, photocopying, recording, broadcasting or otherwise now known or herein after developed without the previous express consent by the copyright owner, except for reproduction in daily press and regular printed publications on sale to the public within 60 days of the event related to those data/results and always provided that copyright symbol appears together as follows below.

© DORNA WSBK ORGANIZATION Srl 2019





Imola Circuit 4.936 m

Pirelli Italian Round, 10-12 May 2019
Manufacturers Standings

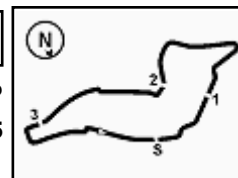
	Points	Points From First	Points From Previous	February 24	March 17	April 7	April 14	May 12	June 9	June 23	July 7	September 8	September 24	October 13	October 26			
				PHILLIP ISLAND	BURIRAM	ARAGON	ASSEN	IMOLA	JEREZ	MISANO	DONINGTON PARK	PORTIMAO	MAGNY COURS	SAN JUAN	LOSAIL			
1 YAMAHA	125			25 1	25 1	25 1	25 1	25 1										
2 KAWASAKI	53	72		10 2	10 2	9 3	11 2	13 2										
3 MV AGUSTA	48	77	5		11 4	20 2	1 3	16 3										
4 HONDA	32	93	16	8 3	6 3	5 4	6 4	7 4										

12/05/2019 First Line: Championship Standings - Second Line: Ranking Progression

These data/results cannot be reproduced, stored and/or transmitted in whole or in part by any manner of electronic, mechanical, photocopying, recording, broadcasting or otherwise now known or herein after developed without the previous express consent by the copyright owner, except for reproduction in daily press and regular printed publications on sale to the public within 60 days of the event related to those data/results and always provided that copyright symbol appears together as follows below.

© DORNA WSBK ORGANIZATION Srl 2019





Imola Circuit 4.936 m

Pirelli Italian Round, 10-12 May 2019

Team Standings

	February 24 PHILLIP ISLAND	March 17 BURIRAM	April 7 ARAGON	April 14 ASSEN	May 12 IMOLA	June 9 JEREZ	June 23 MISANO	July 7 DONINGTON PARK	September 8 PORTIMAO	September 24 MAGNY COURS	October 13 SAN JUAN	October 26 LOSAIL	
1 BARDAHL Evan Bros. WorldSSP Team	208												
KRUMMENACHER Randy	115	25	20	25	20	25							
CARICASULO Federico	93	16	16	16	25	20							
2 GMT94 YAMAHA	112 (-96)												
CLUZEL Jules	78	20	25	11	13	9							
PEROLARI Corentin	34	9	5	10	10								
3 Kallio Racing	94 (-114)												
GRADINGER Thomas	40	11		13	16								
VINALES Isaac	37		13	6	8	10							
CRESSON Loris	17	6	7	2	3	4							
4 Kawasaki Puccetti Racing	90 (-118)												
OKUBO Hikari	50	10	10	8	9	13							
MAHIAS Lucas	40	4	8	9	11	8							
5 MV AGUSTA Reparto Corse	53 (-155)												
DE ROSA Raffaele	47		11	20		16							
FULIGNI Federico	6			3	1	2							
6 CIA Landlord Insurance Honda	49 (-159)												
SEBESTYEN Peter	27	8	4	5	4	6							
DANILO Jules	22	7		4	6	5							
7 Team Pedercini Racing	27 (-181)												
BADOVINI Ayrton	17	1			5	11							
SMITH Kyle	10			7		3							
8 Team Toth	22 (-186)												
BARBERA Hector	22	13	9										
9 MPM WILSport Racedays	19 (-189)												
SOOMER Hannes	13		6			7							
VAN SIKKELERUS Jaimie	6	3	3										
10 EAB Racing Team	9 (-199)												
VAN STRAALEN Glenn	9	2			7								
11 Landbridge Transport Yamaha	5 (-203)												
TOPARIS Tom	5	5											
12 Team Hartog - Against Cancer	4 (-204)												
HARTOG Rob	4		2		2								
13 MS Racing	3 (-205)												
HERRERA Maria	3		1	1		1							

12/05/2019 * Independent teams

These data/results cannot be reproduced, stored and/or transmitted in whole or in part by any manner of electronic, mechanical, photocopying, recording, broadcasting or otherwise now known or herein after developed without the previous express consent by the copyright owner, except for reproduction in daily press and regular printed publications on sale to the public within 60 days of the event related to those data/results and always provided that copyright symbol appears together as follows below.

© DORNA WSBK ORGANIZATION Srl 2019

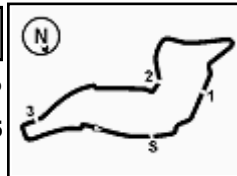
FICR PERUGIA TIMING



Official Tyre Supplier



Official Timekeeper



Pirelli Italian Round, 10-12 May 2019

Best Laps & Speeds

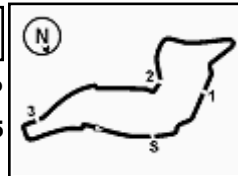
No.	Rider Bike	Nat	Best Lap		FP1		FP2		FP3		SP		WUP		RC	
			LL	SPD	LL	SPD	LL	SPD	LL	SPD	LL	SPD	LL	SPD	LL	SPD
1	21 R. KRUMMENACHER Yamaha YZF R6	SUI	1'50.239	58 252,5	1'51.811	19 247,3	1'53.295	1 247,8	1'52.138	7 248,4	1'50.239	8 248,4	2'04.233	6 236,4	17 252,5	
2	64 F. CARICASULO Yamaha YZF R6	ITA	1'50.671	63 254,2	1'51.278	14 250,7	1'51.995	8 249,5	1'51.054	9 250,1	1'50.671	9 250,7	2'04.336	6 233,9	17 254,2	
3	16 J. CLUZEL Yamaha YZF R6	FRA	1'51.188	81 253,1	1'51.853	19 251,3	1'51.583	20 250,7	1'51.194	10 250,1	1'51.188	9 249,0	2'03.028	7 240,1	16 253,1	
4	36 T. GRADINGER Yamaha YZF R6	AUT	1'51.218	64 253,1	1'52.789	18 249,5	1'52.158	15 248,4	1'52.042	6 246,7	1'51.329	9 247,3	2'04.464	7 238,0	9 253,1	
5	44 L. MAHIAS Kawasaki ZX-6R	FRA	1'51.368	71 248,4	1'52.058	18 245,6	1'52.443	15 242,8	1'52.376	9 246,1	1'51.668	10 246,7	2'06.690	3 230,9	16 248,4	
6	78 H. OKUBO Kawasaki ZX-6R	JPN	1'51.387	77 250,7	1'52.960	14 246,7	1'52.334	21 249,0	1'52.441	9 247,8	1'51.387	10 246,7	2'04.841	6 232,4	17 250,7	
7	3 R. DE ROSA MV Agusta F3 675	ITA	1'51.444	84 253,1	1'52.535	19 247,8	1'52.309	21 246,7	1'52.023	10 249,5	1'51.444	10 249,0	2'02.593	7 241,2	17 253,1	
8	86 A. BADOVINI Kawasaki ZX-6R	ITA	1'51.886	77 246,7	1'52.411	18 244,5	1'52.003	15 246,7	1'52.659	10 245,0	1'51.886	10 245,0	2'01.505	7 238,5	17 246,7	
9	55 M. ROCCOLI Yamaha YZF R6	ITA	1'51.985	71 249,0	1'52.515	15 245,0	1'52.247	18 245,6	1'52.450	8 243,9	1'52.213	9 244,5	2'05.451	5 215,2	16 249,0	
10	12 L. OTTAVIANI Yamaha YZF R6	ITA	1'52.196	73 245,6	1'53.902	19 242,8	1'53.425	15 242,3	1'52.196	8 244,5	1'52.283	9 242,3	2'08.896	6 226,0	16 245,6	
11	32 I. VINALES Yamaha YZF R6	ESP	1'52.263	80 248,4	1'54.575	19 245,0	1'53.732	18 246,1	1'52.730	9 248,4	1'52.576	11 246,7	2'04.690	7 235,9	16 248,4	
12	38 H. SOOMER Honda CBR600RR	EST	1'52.526	67 247,8	1'54.126	16 246,1	1'53.494	12 242,3	1'53.479	6 244,5	1'52.526	11 247,3	2'05.808	6 231,9	16 247,8	
13	56 P. SEBESTYEN Honda CBR600RR	HUN	1'52.695	78 250,1	1'53.765	18 247,8	1'53.582	18 246,1	1'53.021	10 250,1	1'52.695	10 243,4	2'05.509	6 219,6	16 247,3	
14	30 G. VAN STRAALLEN Kawasaki ZX-6R	NED	1'52.718	73 247,3	1'54.859	19 244,5	1'55.035	18 244,5	1'53.573	8 244,5	1'52.718	11 245,6	2'06.920	7 231,4	10 247,3	
15	61 G. RUIU Yamaha YZF R6	ITA	1'52.736	64 250,1	1'55.389	14 242,3	1'53.417	16 247,3	1'53.561	8 245,0	1'53.536	9 243,9	2'06.572	6 232,9	11 250,1	
16	6 M. HERRERA Yamaha YZF R6	ESP	1'52.786	82 248,4	1'55.454	19 246,7	1'54.075	20 245,6	1'54.361	11 242,8	1'52.786	10 243,9	2'06.344	6 226,5	16 248,4	
17	84 L. CRESSON Yamaha YZF R6	BEL	1'52.869	80 253,1	1'54.479	18 250,7	1'53.367	19 250,1	1'53.364	9 249,5	1'52.871	11 250,7	2'06.812	7 234,4	16 253,1	
18	95 J. DANILO Honda CBR600RR	FRA	1'52.949	84 247,3	1'55.207	22 245,0	1'54.028	18 243,9	1'53.257	10 245,6	1'53.239	12 243,4	2'05.860	6 228,4	16 247,3	
19	22 F. FULIGNI MV Agusta F3 675	ITA	1'53.055	74 248,4	1'53.752	18 246,1	1'53.346	17 246,7	1'53.151	8 246,7	1'53.055	10 245,6	2'10.175	5 237,5	16 248,4	
20	11 K. SMITH Kawasaki ZX-6R	GBR	1'53.127	47 251,3			1'55.067	6 243,4	1'53.372	9 245,6	1'53.127	9 247,3	2'01.954	7 236,4	16 251,3	
21	47 R. HARTOG Kawasaki ZX-6R	NED	1'53.658	73 244,5	1'54.638	16 242,8	1'55.164	15 244,5	1'54.034	8 242,8	1'54.457	11 240,7	2'07.094	7 235,9	16 244,5	
22	94 C. PEROLARI Yamaha YZF R6	FRA	1'53.842	20 247,3	1'53.842	19 246,1	1'54.138	1 247,3								
23	74 J. VAN SIKKELERUS Honda CBR600RR	NED	1'54.089	68 243,4	1'55.345	15 240,7	1'54.577	15 242,3	1'55.635	5 242,3	1'54.094	10 241,2	2'07.920	7 219,2	16 243,4	
24	10 N. CALERO Kawasaki ZX-6R	ESP	1'54.968	73 244,5	1'55.733	16 240,7	1'55.034	19 244,5	1'55.981	8 242,8	1'54.968	7 241,7	2'08.192	7 231,4	16 241,7	
25	15 A. COPPOLA Honda CBR600RR	ITA	1'55.014	73 241,7	1'56.565	17 240,7	1'55.221	18 241,7	1'55.682	10 241,7	1'55.121	9 241,2	2'08.630	7 224,2	12 239,6	

12/05/2019

These data/results cannot be reproduced, stored and/or transmitted in whole or in part by any manner of electronic, mechanical, photocopying, recording, broadcasting or otherwise now known or herein after developed without the previous express consent by the copyright owner, except for reproduction in daily press and regular printed publications on sale to the public within 60 days of the event related to those data/results and always provided that copyright symbol appears together as follows below.

© DORNA WSBK ORGANIZATION Srl 2019





Imola Circuit 4.936 m

Pirelli Italian Round, 10-12 May 2019
Best Laps & Speeds

2 / 2

No.	Rider Bike	Nat	Best Lap		FP1		FP2		FP3		SP		WUP		RC	
			LL	SPD	LL	SPD	LL	SPD	LL	SPD	LL	SPD	LL	SPD	LL	SPD
26	4 C. STANGE Honda CBR600RR	GER	1'55.613		1'56.967		1'56.799		1'55.613		1'55.822					
			38	243,9	14	243,9	13	239,1	4	242,3	7	240,1				
27	34 F. MASSEI Yamaha YZF R6	ITA	1'57.333		1'57.333		1'58.256		1'59.810		1'58.920		2'18.975			
			44	229,4	18	227,5	12	227,0	2	228,9	8	229,4	4	196,1		
28	67 G. MATERN Kawasaki ZX-6R	FRA	2'02.150				2'05.423		2'02.150		2'02.276					
			28	230,9			15	229,4	5	230,9	8	228,4				

12/05/2019

These data/results cannot be reproduced, stored and/or transmitted in whole or in part by any manner of electronic, mechanical, photocopying, recording, broadcasting or otherwise now known or herein after developed without the previous express consent by the copyright owner, except for reproduction in daily press and regular printed publications on sale to the public within 60 days of the event related to those data/results and always provided that copyright symbol appears together as follows below.

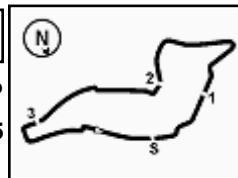
© DORNA WSBK ORGANIZATION Srl 2019

FKR PERUGIA TIMING


Official Tyre Supplier



Official Timekeeper



Pirelli Italian Round, 10-12 May 2019

Race Winners

01 Phillip Island	2016	2017	2018	2019
2 Race	Krummenacher R. (SUI) KAW	Rolfo R. (ITA) MVA	Mahias L. (FRA) YAM	Krummenacher R. (SUI) YAM

02 Buriram	2016	2017	2018	2019
2 Race	Cluzel J. (FRA) MVA	Caricasulo F. (ITA) YAM	Krummenacher R. (SUI) YAM	Cluzel J. (FRA) YAM

03 Aragon	2016	2017	2018	2019
2 Race	Sofuoglu K. (TUR) KAW	Mahias L. (FRA) YAM	Cortese S. (GER) YAM	Krummenacher R. (SUI) YAM

04 Assen	2016	2017	2018	2019
2 Race	Smith K. (GBR) HON	Sofuoglu K. (TUR) KAW	Cluzel J. (FRA) YAM	Caricasulo F. (ITA) YAM

05 Imola	2016	2017	2018	2019
2 Race	Sofuoglu K. (TUR) KAW	Sofuoglu K. (TUR) KAW	Cluzel J. (FRA) YAM	Krummenacher R. (SUI) YAM

06 Sepang	2016	2017	2018
2 Race	Badovini A. (ITA) HON	Sofuoglu K. (TUR) KAW	Cortese S. (GER) YAM

07 Misano	2016	2017	2018
2 Race	Sofuoglu K. (TUR) KAW	Sofuoglu K. (TUR) KAW	Cluzel J. (FRA) YAM

08 Misano	2016	2017	2018
2 Race	Sofuoglu K. (TUR) KAW	Morais S. (POR) YAM	Caricasulo F. (ITA) YAM

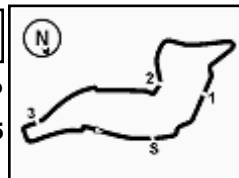
12/05/2019

These data/results cannot be reproduced, stored and/or transmitted in whole or in part by any manner of electronic, mechanical, photocopying, recording, broadcasting or otherwise now known or herein after developed without the previous express consent by the copyright owner, except for reproduction in daily press and regular printed publications on sale to the public within 60 days of the event related to those data/results and always provided that copyright symbol appears together as follows below.

© DORNA WSBK ORGANIZATION Srl 2019

FICR PERUGIA TIMING





Pirelli Italian Round, 10-12 May 2019

Race Winners

09 Portimao	2016	2017	2018
2 Race	Sofuoglu K. (TUR) KAW	Sofuoglu K. (TUR) KAW	Mahias L. (FRA) YAM

10 Magny-Cours	2016	2017	2018
2 Race	Cluzel J. (FRA) MVA	Tuuli N. (FIN) YAM	Cluzel J. (FRA) YAM

11 Jerez	2016	2017	2018
2 Race	Sofuoglu K. (TUR) KAW	Caricasulo F. (ITA) YAM	Cluzel J. (FRA) YAM

12 Losail	2016	2017	2018
2 Race	Smith K. (GBR) HON	Mahias L. (FRA) YAM	Mahias L. (FRA) YAM

2019

- 3 R. Krummenacher
- 1 F. Caricasulo
- 1 J. Cluzel

ALL TIMES

- | | | | |
|-------------------|-------------------|-------------------|---------------|
| 43 K. Sofuoglu | 5 C. Crutchlow | 2 A. West | 1 G. Rea |
| 18 J. Cluzel | 5 R. Krummenacher | 2 P. Jacobsen | 1 L. Zanetti |
| 16 F. Foret | 5 L. Mahias | 2 S. Cortese | 1 N. Tuuli |
| 12 S. Charpentier | 4 J. Whitham | 1 P. Bontempi | 1 R. Wilairot |
| 12 E. Laverty | 4 K. Curtain | 1 P. Riba | |
| 11 K. Muggeridge | 4 C. Vermeulen | 1 W. Zeelenberg | |
| 8 S. Lowes | 4 F. Caricasulo | 1 G. Nannelli | |
| 7 A. Pitt | 3 I. MacPherson | 1 J. Vd Goorbergh | |
| 6 P. Casoli | 3 C. Kellner | 1 L. Lanzi | |
| 6 K. Fujiwara | 3 L. Scassa | 1 A. Badovini | |
| 6 S. Chambon | 3 J. Lascorz | 1 Y. Tiberio | |
| 6 J. Teuchert | 3 J. Rea | 1 M. Roccoli | |
| 6 B. Parkes | 3 K. Smith | 1 R. Rolfo | |
| 6 C. Davies | 2 R. Xaus | 1 S. Morais | |
| 6 M. van der Mark | 2 J. Brookes | 1 M. Pirro | |

12/05/2019

These data/results cannot be reproduced, stored and/or transmitted in whole or in part by any manner of electronic, mechanical, photocopying, recording, broadcasting or otherwise now known or herein after developed without the previous express consent by the copyright owner, except for reproduction in daily press and regular printed publications on sale to the public within 60 days of the event related to those data/results and always provided that copyright symbol appears together as follows below.

© DORNA WSBK ORGANIZATION Srl 2019

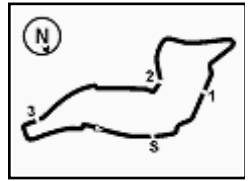
PIRELLI PERUGIA TIMING



Official Tyre Supplier



Official Timekeeper



Imola Circuit 4.936 m

Pirelli Italian Round, 10-12 May 2019
Pirelli Best Lap Award

	Points	Points From First	Points From Previous	February 24 PHILLIP ISLAND	March 17 BURIRAM	April 7 ARAGON	April 14 ASSEN	May 12 IMOLA	June 9 JEREZ	June 23 MISANO	July 7 DONINGTON PARK	September 8 PORTIMAO	September 24 MAGNY COURS	October 13 SAN JUAN	October 26 LOSAIL			
1 KRUMMENACHER Randy (SUI)	3			1	1			1										
2 DE ROSA Raffaele (ITA)	1	2				1												
3 MAHIAS Lucas (FRA)	1	2	0				1											

12/05/2019 First Line: Championship Standings - Second Line: Ranking Progression

These data/results cannot be reproduced, stored and/or transmitted in whole or in part by any manner of electronic, mechanical, photocopying, recording, broadcasting or otherwise now known or herein after developed without the previous express consent by the copyright owner, except for reproduction in daily press and regular printed publications on sale to the public within 60 days of the event related to those data/results and always provided that copyright symbol appears together as follows below.

© DORNA WSBK ORGANIZATION Srl 2019

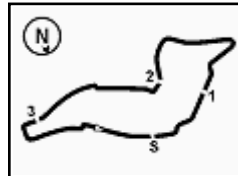
FIK PERUGIA TIMING



Official Tyre Supplier



Official Timekeeper



Pirelli Italian Round, 10-12 May 2019
Rider's Performance

Imola Circuit 4.936 m

	Points	Points From First	Points From Previous	February 24 PHILLIP ISLAND		March 17 BURIRAM		April 7 ARAGON		April 14 ASSEN		May 12 IMOLA		June 9 JEREZ		June 23 MISANO		July 7 DONINGTON PARK		September 8 PORTIMAO		September 24 MAGNY COURS		October 13 SAN JUAN		October 26 LOSAIL							
				G	R	G	R	G	R	G	R	G	R	G	R	G	R	G	R	G	R	G	R	G	R	G	R	G	R	G	R	G	R
1 KRUMMENACHER	115			2	1	2	2	21	1	1	2	1	1																				
2 CARICASULO	93	22		1	3	3	3	2	3	2	1	2	2																				
3 CLUZEL	78	37	15	3	2	1	1	4	5	6	4	3	7																				
4 OKUBO	50	65	28	8	6	4	6	9	8	5	7	5	4																				
5 DE ROSA	47	68	3	4	18	5	5	6	2	3	Rt	6	3																				
6 MAHIAS	40	75	7	9	12	9	8	7	7	8	5	7	8																				
7 GRADINGER	40	75	0	6	5	7	Rt	1	4	7	3	4	Rt																				
8 VINALES	37	78	3	11	Rt	6	4	5	10	10	8	12	6																				
9 PEROLARI	34	81	3	14	7	15	11	8	6	9	6																						
10 SEBESTYEN	27	88	7	13	8	16	12	15	11	17	12	13	10																				
11 DANILO	22	93	5	12	9	12	Rt	18	12	14	10	19	11																				
12 BARBERA	22	93	0	7	4	8	7	12	Ns																								
13 CRESSON	22	93	0	19	10	13	9	17	14	18	13	16	12																				
14 BADOVINI	17	98	5	17	15	10	Rt	11	Rt	11	11	8	5																				
15 SOOMER	13	102	4	10	Rt	11	10	10	17	4	Rt	11	9																				
16 SMITH	10	105	3					13	9	16	Rt	18	13																				
17 VAN STRAALLEN	9	106	1	22	14	19	16	19	16	13	9	14	Rt																				
18 VAN SIKKELERUS	6	109	3	20	13	14	13	16	Rt	19	17	21	17																				
19 FULIGNI	6	109	0	5	Rt	20	Rt	14	13	15	15	17	14																				
20 TOPARIS	5	110	1	15	11																												
21 HARTOG	4	111	1			17	14			12	14	22	16																				
22 HERRERA	3	112	1	18	16	18	15	20	15	24	19	15	15																				

SP = Superpole - R = Race
Ns = Did Not Start - Rt = Retired - Ex = Excluded

12/05/2019

These data/results cannot be reproduced, stored and/or transmitted in whole or in part by any manner of electronic, mechanical, photocopying, recording, broadcasting or otherwise now known or herein after developed without the previous express consent by the copyright owner, except for reproduction in daily press and regular printed publications on sale to the public within 60 days of the event related to those data/results and always provided that copyright symbol appears together as follows below.

© DORNA WSBK ORGANIZATION Srl 2019

