SUPERSPORT FIM WORLD CHAMPIONSHIP

1.5

WorldSSP

102/05

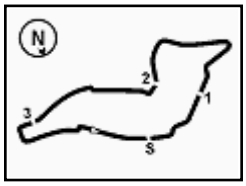

Imola Circuit 4.936 m

Pirelli Italian Round, 10-12 May 2019

Chronological Analysis Free Practice 1st Session

1° 64 F. CARICASULO (1'51.278)

Lap	Seg.1	Seg.2	Seg.3	Seg.4	Lap Time	km/h	Local Time
1		36.589	31.311	24.500		191,6	11:41'59.621
2	25.115	35.844	30.763	24.251	1'55.973	242,9	11:43'55.594
3	24.613	35.394	30.697	23.952	1'54.656	247,9	11:45'50.250
4	24.433	35.082	30.063	23.529	1'53.107	246,7	11:47'43.357
5	24.395	38.163	1'39.267	41.393	3'23.218CP	246,2	11:51'06.575
6	16'29.061	36.326	30.958	23.665	18'00.010P	164,7	12:09'06.585
7	24.356	35.003	30.284	23.857	1'53.500	246,2	12:11'00.085
8	24.167	35.194	30.312	23.188	1'52.861	**250,7**	12:12'52.946
9	24.250	34.818	30.165	23.104	1'52.337	247,9	12:14'45.283
10	24.263	35.013	29.904	23.302	1'52.482	244,0	12:16'37.765
11	25.292	35.554	30.329	25.772	13'44.598	164,7	12:30'22.363
12	50.058	37.368	31.326	36.835	2'35.587P	249,6	12:32'57.950
13	48.394	37.080	30.968	24.175	2'20.617P	147,4	12:35'18.567
14	24.516	35.024	29.717	23.221	1'52.478	246,7	12:37'11.045
15	**24.056**	**34.623**	**29.539**	**23.060**	**1'51.278**	246,2	12:39'02.323

2° 21 R. KRUMMENACHER (1'51.811)

Lap	Seg.1	Seg.2	Seg.3	Seg.4	Lap Time	km/h	Local Time
1		38.198	31.150	24.294		184,4	11:42'39.666
2	24.789	35.574	30.115	23.557	1'54.035	242,9	11:44'33.701
3	24.640	35.616	30.199	23.702	1'54.157	244,5	11:46'27.858
4	24.394	35.366	29.938	23.462	1'53.160	246,7	11:48'21.018
5	24.398	35.376	36.564	42.662	2'19.000CP	245,6	11:50'40.018
6	12'49.629	36.625	30.925	23.943	14'21.122P	189,3	12:05'01.140
7	24.497	42.491	30.644	24.113	2'01.745	244,5	12:07'02.885
8	24.233	35.061	30.057	23.684	1'53.035	246,2	12:08'55.920
9	24.258	35.095	29.911	24.051	1'53.315	246,2	12:10'49.235
10	24.359	35.067	29.983	23.445	1'52.854	245,6	12:12'42.089
11	24.387	35.077	29.830	23.370	1'52.664	245,6	12:14'34.753
12	24.750	35.876	29.886	39.022	2'09.534P	242,3	12:16'44.287
13	7'45.943	37.263	30.400	23.693	9'17.299P	167,0	12:26'01.586
14	24.455	34.815	30.096	23.329	1'52.695	242,9	12:27'54.281
15	24.143	34.961	29.717	**23.314**	1'52.135	**247,3**	12:29'46.416
16	**24.135**	34.816	29.885	23.396	1'52.232	246,2	12:31'38.648
17	24.157	34.743	29.703	23.375	1'51.978	246,7	12:33'30.626
18	25.068	39.412	30.177	23.447	1'58.104	241,2	12:35'28.730
19	24.141	**34.739**	29.950	23.650	1'52.480	246,7	12:37'21.210
20	24.158	34.817	**29.432**	23.404	**1'51.811**	245,6	12:39'13.021

3° 16 J. CLUZEL (1'51.853)

Lap	Seg.1	Seg.2	Seg.3	Seg.4	Lap Time	km/h	Local Time
1							11:41'02.801
2	40.024	37.020	30.935	24.155	2'12.134P	195,1	11:43'14.935
3	24.854	36.948	31.645	1'07.448	2'40.895P	246,2	11:45'55.830
4	38.907	37.418	31.273	24.372	2'11.970P	174,6	11:48'07.800
5	24.364	35.226	31.532	23.828	1'54.950C	249,6	11:50'02.750
6	25.683	37.121	33.918	11'19.225	12'55.947P	221,9	12:02'58.697
7	39.086	36.010	30.841	24.083	2'10.020P	198,3	12:05'08.717
8	24.624	35.440	30.449	23.865	1'54.378	249,0	12:07'03.095
9	24.249	35.165	30.442	23.658	1'53.514	248,4	12:08'56.609
10	24.343	35.059	30.281	23.585	1'53.268	**251,3**	12:10'49.877
11	24.400	35.026	30.027	23.483	1'52.936	247,3	12:12'42.813
12	24.214	35.274	29.853	23.622	1'52.963	249,0	12:14'35.776
13	24.223	34.998	29.802	23.376	1'52.399	249,6	12:16'28.175
14	24.614	36.172	30.820	8'07.405	9'39.011P	249,0	12:26'07.186
15	39.219	36.896	31.303	23.549	2'10.967P	193,0	12:28'18.153
16	24.203	34.791	29.758	**23.241**	1'51.993	248,4	12:30'10.146
17	24.223	37.710	35.965	24.228	2'02.126	250,2	12:32'12.272
18	24.181	34.942	29.695	23.437	1'52.255	250,2	12:34'04.527
19	**24.141**	**34.750**	**29.669**	23.293	**1'51.853**	247,9	12:35'56.380
20	24.146	34.754	29.679	23.362	1'51.941	247,9	12:37'48.321

4° 44 L. MAHIAS (1'52.058)

Lap	Seg.1	Seg.2	Seg.3	Seg.4	Lap Time	km/h	Local Time
1							11:41'39.009
2	39.552	36.686	31.237	24.151	2'11.626P	188,0	11:43'50.635
3	24.819	35.548	30.472	23.789	1'54.628	242,3	11:45'45.263
4	24.424	35.210	30.136	23.566	1'53.336	244,0	11:47'38.599
5	24.394	35.177	30.105	23.450	1'53.126	243,4	11:49'31.725
6	24.822	40.660	34.737	12'40.562	14'20.781P	242,9	12:03'52.506
7	40.995	35.576	31.926	23.666	2'12.163P	180,7	12:06'04.669
8	24.576	35.045	30.170	23.329	1'53.120	242,9	12:07'57.789
9	24.491	35.030	29.935	23.286	1'52.742	243,4	12:09'50.531
10	24.390	35.125	30.203	23.506	1'53.224	**245,6**	12:11'43.755
11	24.479	35.836	30.494	23.476	1'54.285	245,1	12:13'38.040
12	24.557	35.466	30.019	23.271	1'53.313	242,9	12:15'31.353
13	25.936	35.899	31.291	7'15.673	8'48.799P	243,4	12:24'20.152
14	38.736	35.489	30.131	23.419	2'07.775P	175,4	12:26'27.927
15	24.555	34.981	30.074	23.617	1'53.227	244,0	12:28'21.154
16	25.023	35.529	30.545	2'48.926	4'20.023P	239,1	12:32'41.177
17	43.869	35.268	30.246	23.472	2'12.855P		12:34'54.032
18	24.458	**34.817**	29.910	23.254	1'52.439	244,0	12:36'46.471
19	**24.317**	34.885	**29.686**	**23.170**	**1'52.058**	**245,6**	12:38'38.529

5° 86 A. BADOVINI (1'52.411)

Lap	Seg.1	Seg.2	Seg.3	Seg.4	Lap Time	km/h	Local Time
1							11:40'37.243
2	43.015	37.875	32.272	24.405	2'17.567P	169,4	11:42'54.810
3	25.263	36.073	31.286	23.782	1'56.404	240,7	11:44'51.214
4	25.182	35.771	30.319	23.770	1'55.042	225,2	11:46'46.256
5	24.787	35.372	30.493	23.481	1'54.133	241,8	11:48'40.389
6	24.620	35.221	33.440	13'25.995	14'59.276P	242,9	12:03'39.665
7	42.516	37.770	31.609	24.045	2'15.940P	157,1	12:05'55.605
8	24.758	35.568	30.621	23.436	1'54.383	243,4	12:07'49.988
9	24.496	35.007	30.705	23.392	1'53.600	243,4	12:09'43.588
10	25.081	35.385	30.460	23.498	1'54.424	238,6	12:11'38.012
11	24.495	34.911	30.172	23.515	1'53.093	**244,5**	12:13'31.105
12	24.376	35.009	30.623	23.404	1'53.412	244,0	12:15'24.517
13	24.451	34.887	30.037	23.452	1'52.827	243,4	12:17'17.344
14	25.741	36.739	31.563	6'37.643	8'11.686P	220,1	12:25'29.030
15	42.935	36.739	31.140	23.698	2'14.512P	150,7	12:27'43.542
16	24.574	35.347	30.061	**23.299**	1'53.281	242,3	12:29'36.823
17	24.823	36.371	31.601	3'21.147	4'53.942P	243,4	12:34'30.765
18	44.427	39.603	30.564	24.076	2'18.670P	133,1	12:36'49.435
19	**24.336**	**34.837**	**29.906**	23.332	**1'52.411**	244,0	12:38'41.846

6° 55 M. ROCCOLI (1'52.515)

Lap	Seg.1	Seg.2	Seg.3	Seg.4	Lap Time	km/h	Local Time
1							11:41'22.095
2	58.871	40.678	32.199	24.643	2'36.391P	122,7	11:43'58.486
3	25.773	36.155	30.972	24.122	1'57.022	211,5	11:45'55.508
4	24.976	36.729	30.510	23.842	1'56.057	232,9	11:47'51.565
5	25.090	35.738	32.619	13'33.530	15'06.977P	239,1	12:02'58.542
6	39.367	36.173	30.802	23.989	2'10.331P	191,6	12:05'08.873
7	24.657	36.007	30.383	23.692	1'54.739	236,0	12:07'03.612
8	24.595	35.643	30.393	23.654	1'54.285	238,6	12:08'57.897
9	24.570	35.800	30.344	23.858	1'54.572	229,9	12:10'52.469
10	24.666	35.900	30.508	12'27.432	13'58.506P	243,4	12:24'50.975
11	43.420	36.781	30.629	23.753	2'14.583P	185,4	12:27'05.558
12	24.734	35.281	30.056	23.456	1'53.527	240,7	12:28'59.085
13	24.486	35.415	30.012	23.382	1'53.295	238,6	12:30'52.380
14	24.678	35.313	30.650	24.584	1'55.225	241,8	12:32'47.605
15	24.358	**34.939**	**29.827**	23.391	**1'52.515**	**245,1**	12:34'40.120
16	**24.297**	34.984	29.933	**23.359**	1'52.573	241,8	12:36'32.693

10/05/2019 P = Pits In/Out - C = Lap Time Cancelled

These data/results cannot be reproduced, stored and/or transmitted in whole or in part by any manner of electronic, mechanical, photocopying, recording, broadcasting or otherwise now known or herein after developed without the previous express consent by the copyright owner, except for reproduction in daily press and regular printed publications on sale to the public within 60 days of the event related to those data/results and always provided that copyright symbol appears together as follows below.
© DORNA WSBK ORGANIZATION Srl 2019

PIRELLI Official Tyre Supplier

TISSOT SWISS WATCHES SINCE 1853 Official Timekeeper

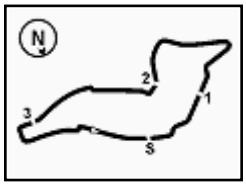

Imola Circuit 4.936 m

Pirelli Italian Round, 10-12 May 2019

Chronological Analysis Free Practice 1st Session

7° 3 R. DE ROSA (1'52.535)

Lap	Seg.1	Seg.2	Seg.3	Seg.4	Lap Time	km/h	Local Time
1		39.330	33.204	24.847		145,7	11:44'12.410
2	25.541	36.034	30.993	24.454	1'57.022	241,8	11:46'09.432
3	24.582	36.168	30.290	24.076	1'55.116	246,7	11:48'04.548
4	24.467	35.183	32.540	25.296	1'57.486C	246,7	11:50'02.034
5	26.774	38.344	34.562	40.947	2'20.627CP	218,3	11:52'22.661
6	11'05.062	36.411	31.425	24.101	12'36.999P	187,3	12:04'59.660
7	24.627	35.353	30.479	23.648	1'54.107	245,1	12:06'53.767
8	24.462	35.093	30.321	24.085	1'53.961	245,1	12:08'47.728
9	24.503	35.280	29.997	23.989	1'53.769	245,1	12:10'41.497
10	25.775	37.819	31.276	41.816	2'16.686P	244,5	12:12'58.183
11	3'28.379	37.805	31.623	24.547	5'02.354P	164,7	12:18'00.537
12	24.482	34.947	30.322	23.804	1'53.555	243,4	12:19'54.092
13	24.266	35.023	30.035	23.704	1'53.028	244,5	12:21'47.120
14	24.315	35.113	30.085	23.768	1'53.281	244,0	12:23'40.401
15	24.261	34.950	29.993	23.754	1'52.958	243,4	12:25'33.359
16	26.254	38.083	32.415	40.720	2'17.472P	236,5	12:27'50.831
17	3'10.263	50.153	31.353	24.801	4'56.570P	164,7	12:32'47.401
18	**24.222**	34.870	**29.849**	**23.594**	**1'52.535**	245,6	12:34'39.936
19	24.224	**34.813**	29.858	23.516	1'52.411C	246,7	12:36'32.347
20	25.102	36.273	31.069	25.798	1'58.242	**247,9**	12:38'30.589

8° 36 T. GRADINGER (1'52.789)

Lap	Seg.1	Seg.2	Seg.3	Seg.4	Lap Time	km/h	Local Time
1							11:40'25.497
2	43.239	38.352	31.922	1'22.671	3'16.184P	161,1	11:43'41.681
3	43.687	36.061	30.727	24.098	2'14.573P	121,7	11:45'56.254
4	24.745	35.641	30.439	23.881	1'54.706	243,4	11:47'50.960
5	24.629	35.669	32.542	24.080	1'56.920	247,3	11:49'47.880
6	25.580	38.522	34.125	11'56.929	13'35.156P	244,0	12:03'23.036
7	41.473	36.284	31.063	24.029	2'12.849P	176,0	12:05'35.885
8	24.737	35.549	30.642	23.756	1'54.684	244,5	12:07'30.569
9	24.712	35.183	30.330	23.728	1'53.953	244,5	12:09'24.522
10	24.483	35.200	29.925	23.725	1'53.333	244,5	12:11'17.855
11	24.262	35.176	30.109	23.517	1'53.064	249,0	12:13'10.919
12	**24.248**	35.058	29.869	23.614	**1'52.789**	246,2	12:15'03.708
13	24.953	35.342	33.641	5'53.988	7'27.924CP	243,4	12:22'31.632
14	42.279	35.692	30.423	23.794	2'12.188P	172,4	12:24'43.820
15	24.508	35.227	30.103	23.561	1'53.399	243,4	12:26'37.219
16	33.449	36.149	30.343	4'13.998	5'53.939P	245,6	12:32'31.158
17	43.602	35.485	29.984	**23.350**	2'12.421P	163,5	12:34'43.579
18	24.372	**34.838**	**29.805**	23.778	1'52.793	245,1	12:36'36.372
19	24.249	35.117	32.657	24.422	1'56.445	**249,6**	12:38'32.817

9° 78 H. OKUBO (1'52.960)

Lap	Seg.1	Seg.2	Seg.3	Seg.4	Lap Time	km/h	Local Time
1							11:41'20.237
2	45.585	38.288	32.394	24.486	2'20.753P	185,1	11:43'40.990
3	24.881	35.598	37.552	28.352	2'06.383C	241,8	11:45'47.373
4	24.644	35.151	29.902	**23.443**	1'53.140	244,0	11:47'40.513
5	24.414	**34.878**	3'32.749	20'52.297	25'24.338P	245,6	12:13'04.851
6	42.166	35.822	30.483	24.496	2'12.967P	138,9	12:15'17.818
7	24.656	35.336	30.543	23.725	1'54.260	244,5	12:17'12.078
8	24.733	35.088	30.151	23.583	1'53.555	244,0	12:19'05.633
9	**24.350**	35.074	30.053	23.742	1'53.219	245,6	12:20'58.852
10	24.546	36.941	30.213	5'34.461	7'06.161P	243,4	12:28'05.013
11	45.970	35.664	30.303	25.794	2'17.731P	158,0	12:30'22.744
12	24.619	34.979	29.928	23.621	1'53.147	246,2	12:32'15.891
13	24.986	39.741	36.164	25.956	2'06.847	236,0	12:34'22.738
14	24.389	35.010	**29.874**	23.687	**1'52.960**	**246,7**	12:36'15.698
15	24.483	35.429	30.129	24.405	1'54.446	**246,7**	12:38'10.144

10° 22 F. FULIGNI (1'53.752)

Lap	Seg.1	Seg.2	Seg.3	Seg.4	Lap Time	km/h	Local Time
1		38.217	35.326	24.970		188,0	11:42'07.711
2	25.796	37.226	32.341	25.382	2'00.745	231,9	11:44'08.456
3	24.986	35.987	30.817	24.224	1'56.014	241,2	11:46'04.470
4	24.714	35.637	30.559	23.980	1'54.890	**246,2**	11:47'59.360
5	**24.413**	37.888	32.752	42.222	2'17.275CP	245,6	11:50'16.635
6	13'12.542	36.193	31.423	24.073	14'44.231P	186,3	12:05'00.866
7	24.559	35.660	30.995	23.884	1'55.098	245,1	12:06'55.964
8	24.691	35.452	30.625	23.679	1'54.447C	244,0	12:08'50.411
9	28.797	36.551	30.772	28.986	2'05.106	227,0	12:10'55.517
10	24.448	35.497	30.695	24.114	1'54.754	**246,2**	12:12'50.271
11	24.861	36.348	31.476	40.262	2'12.947P	240,2	12:15'03.218
12	8'28.233	36.366	30.683	23.900	9'59.182P	180,7	12:25'02.400
13	24.610	35.428	30.362	**23.768**	1'54.168	243,4	12:26'56.568
14	24.492	35.256	**30.191**	23.813	**1'53.752**	244,5	12:28'50.320
15	24.571	36.911	31.244	24.238	1'56.964	245,1	12:30'47.284
16	24.422	35.143	30.481	23.154	1'53.200C	**246,2**	12:32'40.484
17	28.161	36.468	32.657	23.976	2'01.262	209,0	12:34'41.746
18	24.557	35.450	30.508	23.787	1'54.302	244,5	12:36'36.048
19	24.462	**35.011**	30.552	25.112	1'55.137	245,1	12:38'31.185

11° 56 P. SEBESTYEN (1'53.765)

Lap	Seg.1	Seg.2	Seg.3	Seg.4	Lap Time	km/h	Local Time
1		38.305	32.568	25.296		184,4	11:42'07.109
2	25.900	37.034	31.612	24.474	1'59.020	237,5	11:44'06.129
3	25.009	36.181	31.289	24.412	1'56.891	241,2	11:46'03.020
4	24.777	38.675	31.026	24.359	1'58.837	243,4	11:48'01.857
5	24.819	35.753	32.426	25.326	1'58.324C	244,0	11:50'00.181
6	25.883	37.408	33.742	11'06.526	12'43.559P	235,5	12:02'43.740
7	46.213	37.254	32.042	24.533	2'20.042P	189,6	12:05'03.782
8	24.605	36.110	31.211	24.274	1'56.200	242,9	12:06'59.982
9	24.859	36.020	31.009	24.433	1'56.321	242,9	12:08'56.303
10	24.941	35.727	30.799	24.449	1'55.916	245,6	12:10'52.219
11	24.780	44.707	31.220	24.437	2'05.144	245,6	12:12'57.363
12	24.875	35.643	30.661	24.080	1'55.259	242,9	12:14'52.622
13	24.591	35.532	30.804	24.245	1'55.172	244,5	12:16'47.794
14	25.105	36.616	31.649	9'38.941	11'12.311P	242,3	12:28'00.105
15	51.119	35.851	30.425	25.471	2'22.866P	124,1	12:30'22.971
16	24.541	35.211	**30.232**	**23.781**	**1'53.765**	246,7	12:32'16.736
17	25.430	35.872	31.398	32.160	2'04.860	243,4	12:34'21.596
18	**24.440**	**35.137**	30.380	23.889	1'53.846	245,1	12:36'15.442
19	24.503	36.537	30.988	24.392	1'56.420	**247,9**	12:38'11.862

12° 94 C. PEROLARI (1'53.842)

Lap	Seg.1	Seg.2	Seg.3	Seg.4	Lap Time	km/h	Local Time
1		38.611	32.552	24.540		194,0	11:42'05.083
2	25.736	37.120	31.537	24.225	1'58.618	228,0	11:44'03.701
3	25.054	36.416	31.130	24.341	1'56.941	240,7	11:46'00.642
4	25.417	43.244	31.610	24.252	2'04.523	230,9	11:48'05.165
5	24.467	35.699	31.062	24.021	1'55.249C	245,6	11:50'00.414
6	27.148	37.748	33.781	11'06.003	12'44.680P	189,6	12:02'45.094
7	45.250	36.638	31.641	23.993	2'17.522P	189,9	12:05'02.616
8	24.598	35.661	31.151	23.861	1'55.271	244,0	12:06'57.887
9	24.694	40.370	30.834	23.987	1'59.885	240,7	12:08'57.772
10	24.371	35.566	30.541	**23.674**	1'54.152	245,6	12:10'51.924
11	24.965	36.857	30.955	24.200	1'56.977	244,0	12:12'48.901
12	24.821	39.277	30.772	23.921	1'58.791	242,3	12:14'47.692
13	24.399	35.371	**30.323**	23.805	1'53.898	245,6	12:16'41.590
14	**24.303**	37.222	31.568	8'43.057	10'16.150P	**246,2**	12:26'57.740
15	53.327	39.806	32.523	23.944	2'29.600P	138,7	12:29'27.340
16	24.436	35.398	30.512	27.917	1'58.263	244,5	12:31'25.603

10/05/2019 P = Pits In/Out - C = Lap Time Cancelled

These data/results cannot be reproduced, stored and/or transmitted in whole or in part by any manner of electronic, mechanical, photocopying, recording, broadcasting or otherwise now known or herein after developed without the previous express consent by the copyright owner, except for reproduction in daily press and regular printed publications on sale to the public within 60 days of the event related to those data/results and always provided that copyright symbol appears together as follows below.
© DORNA WSBK ORGANIZATION Srl 2019

PIRELLI Official Tyre Supplier
TISSOT SWISS WATCHES SINCE 1853 Official Timekeeper

SUPERSPORT FIM WORLD CHAMPIONSHIP

1.5

WorldSSP

102/05

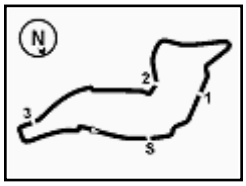

Pirelli Italian Round, 10-12 May 2019

Chronological Analysis Free Practice 1st Session

Imola Circuit 4.936 m

17	24.375	35.349	30.414	23.950	1'54.088	245,6	12:33'19.691
18	24.896	38.184	31.342	24.378	1'58.800	**246,2**	12:35'18.491
19	24.698	35.852	31.288	24.103	1'55.941	241,2	12:37'14.432
20	24.370	**35.247**	30.404	23.821	**1'53.842**	245,6	12:39'08.274

13° 12 L. OTTAVIANI (1'53.902)

Lap	Seg.1	Seg.2	Seg.3	Seg.4	Lap Time	km/h	Local Time
1							11:40'48.647
2	46.515	42.585	34.032	25.317	2'28.449P	140,5	11:43'17.096
3	25.322	36.002	30.787	24.158	1'56.269	238,6	11:45'13.365
4	24.990	35.759	30.706	24.107	1'55.562	240,7	11:47'08.927
5	24.785	35.663	30.713	24.178	1'55.339	241,8	11:49'04.266
6	24.717	35.730	50.836	9'18.922	11'10.205P	241,2	12:00'14.471
7	3'17.505	39.972	34.550	24.163	4'56.190P	179,5	12:05'10.661
8	24.694	35.616	31.115	24.364	1'55.789	**242,9**	12:07'06.450
9	25.300	41.257	31.142	24.076	2'01.775	239,6	12:09'08.225
10	24.736	35.463	30.518	23.807	1'54.524	241,2	12:11'02.749
11	24.738	35.720	30.675	23.933	1'55.066C	237,5	12:12'57.815
12	35.486	40.321	34.261	6'59.845	8'49.913P	161,3	12:21'47.728
13	49.849	39.519	33.325	24.290	2'26.983P	123,5	12:24'14.711
14	24.668	35.309	30.329	23.596	**1'53.902**	238,6	12:26'08.613
15	**24.642**	35.373	**30.310**	23.666	1'53.991	240,2	12:28'02.604
16	24.715	**35.200**	30.500	**23.587**	1'54.002	240,2	12:29'56.606
17	28.284	46.600	36.424	25.572	2'16.880	187,0	12:32'13.486
18	24.709	35.499	31.788	38.251	2'10.247	239,6	12:34'23.733
19	24.781	35.304	30.442	23.687	1'54.214	233,9	12:36'17.947
20	27.262	41.557	38.915	25.674	2'13.408	217,0	12:38'31.355

14° 38 H. SOOMER (1'54.126)

Lap	Seg.1	Seg.2	Seg.3	Seg.4	Lap Time	km/h	Local Time
1							11:41'40.120
2	40.995	37.880	31.851	24.664	2'15.390P	186,3	11:43'55.510
3	24.899	36.149	30.913	24.735	1'56.696	239,1	11:45'52.206
4	24.910	36.279	30.714	24.171	1'56.074	244,5	11:47'48.280
5	24.599	35.889	33.497	24.230	1'58.215	240,7	11:49'46.495
6	25.683	38.252	34.122	13'36.858	15'14.915P	240,2	12:05'01.410
7	41.226	36.367	30.889	24.317	2'12.799P	126,7	12:07'14.209
8	24.606	35.545	30.710	24.012	1'54.873	244,5	12:09'09.082
9	**24.548**	36.130	30.777	24.033	1'55.488	**246,2**	12:11'04.570
10	27.379	36.503	30.798	23.908	1'58.588	245,1	12:13'03.158
11	24.554	35.286	**30.381**	23.938	1'54.159	241,2	12:14'57.317
12	24.796	36.301	31.764	9'12.304	10'45.165P	245,1	12:25'42.482
13	39.850	36.118	30.809	23.945	2'10.722P	190,3	12:27'53.204
14	24.672	35.293	30.515	**23.646**	**1'54.126**	240,2	12:29'47.330
15	24.648	**35.220**	31.653	2'59.941	4'31.462CP	241,8	12:34'18.792
16	38.017	35.699	30.633	23.822	2'08.171P	192,3	12:36'26.963
17	24.776	35.440	35.820	23.700	1'59.736	239,6	12:38'26.699

15° 84 L. CRESSON (1'54.479)

Lap	Seg.1	Seg.2	Seg.3	Seg.4	Lap Time	km/h	Local Time
1							11:40'05.718
2	40.708	38.267	32.397	1'33.398	3'24.770P	195,1	11:43'30.488
3	42.090	41.018	31.712	24.887	2'19.707P	158,0	11:45'50.195
4	27.202	36.585	30.838	24.516	1'59.141	240,7	11:47'49.336
5	24.691	36.116	33.162	24.212	1'58.181	247,9	11:49'47.517
6	25.616	38.379	34.163	11'37.519	13'15.677P	246,7	12:03'03.194
7	41.553	36.598	31.713	24.267	2'14.131P	184,4	12:05'17.325
8	24.926	35.681	30.942	24.044	1'55.593	245,6	12:07'12.918
9	24.965	35.738	30.887	24.162	1'55.752	247,9	12:09'08.670
10	24.771	35.755	30.721	24.001	1'55.248	250,2	12:11'03.918
11	**24.459**	35.731	30.667	24.254	1'55.111	**250,7**	12:12'59.029
12	24.523	35.725	30.719	23.908	1'54.875	247,3	12:14'53.904
13	24.955	41.278	31.913	9'25.268	11'03.414P	245,1	12:25'57.318
14	41.424	38.891	33.099	24.079	2'17.493P	172,6	12:28'14.811
15	24.756	35.749	30.816	23.747	1'55.068	244,0	12:30'09.879
16	24.661	35.868	30.659	23.907	1'55.095	246,7	12:32'04.974
17	28.636	48.513	32.874	24.349	2'14.372	245,6	12:34'19.346
18	24.580	35.605	**30.601**	**23.693**	**1'54.479**	245,6	12:36'13.825
19	24.649	**35.559**	30.612	23.866	1'54.686	247,3	12:38'08.511

16° 32 I. VINALES (1'54.575)

Lap	Seg.1	Seg.2	Seg.3	Seg.4	Lap Time	km/h	Local Time
1							11:40'47.922
2	46.754	42.706	34.219	26.076	2'29.755P	143,0	11:43'17.677
3	26.772	37.659	31.575	24.570	2'00.576	201,6	11:45'18.253
4	25.523	37.157	31.095	24.096	1'57.871	223,3	11:47'16.124
5	25.301	36.618	30.875	14'41.573	16'14.367P	242,9	12:03'30.491
6	43.774	38.708	32.494	24.486	2'19.462P	179,5	12:05'49.953
7	25.630	36.871	31.243	24.082	1'57.826	230,4	12:07'47.779
8	25.258	36.154	31.588	24.638	1'57.638	238,6	12:09'45.417
9	25.092	36.093	32.059	24.347	1'57.591C	241,8	12:11'43.008
10	24.921	36.004	31.463	23.923	1'56.311	242,9	12:13'39.319
11	24.942	35.741	30.799	23.862	1'55.344	241,2	12:15'34.663
12	24.770	36.783	31.913	5'57.388	7'30.854P	**245,1**	12:23'05.517
13	44.832	40.162	32.322	24.389	2'21.705P	158,5	12:25'27.222
14	25.009	35.770	30.513	24.749	1'56.041C	241,2	12:27'23.263
15	30.282	36.331	35.171	24.180	2'05.964	229,5	12:29'29.227
16	24.862	35.660	30.347	24.003	1'54.872	240,2	12:31'24.099
17	**24.645**	**35.490**	**30.318**	24.122	**1'54.575**	244,0	12:33'18.674
18	25.711	37.779	32.683	24.029	2'00.202	214,0	12:35'18.876
19	24.789	35.702	30.417	23.940	1'54.848	237,0	12:37'13.724
20	24.917	35.852	30.500	**23.681**	1'54.950	242,9	12:39'08.674

17° 47 R. HARTOG (1'54.638)

Lap	Seg.1	Seg.2	Seg.3	Seg.4	Lap Time	km/h	Local Time
1		38.567	32.377	24.989		160,3	11:42'06.758
2	26.224	36.728	30.950	24.740	1'58.642	237,5	11:44'05.400
3	25.409	36.182	31.192	24.406	1'57.189	238,6	11:46'02.589
4	25.040	36.285	31.971	24.267	1'57.563	**242,9**	11:48'00.152
5	24.816	35.876	33.150	12'49.527	14'23.369P	242,3	12:02'23.521
6	1'05.948	37.318	32.079	24.768	2'40.113P	181,9	12:05'03.634
7	25.291	36.562	31.164	28.330	2'01.347	238,0	12:07'04.981
8	24.960	35.940	30.640	24.227	1'55.767	241,8	12:09'00.748
9	25.255	36.066	30.696	33.219	2'05.236	242,3	12:11'05.984
10	25.105	35.760	30.686	23.989	1'55.540	**242,9**	12:13'01.524
11	**24.753**	**35.649**	**30.379**	**23.857**	**1'54.638**	240,2	12:14'56.162
12	25.256	36.728	31.681	11'50.123	13'23.788P	**242,9**	12:28'19.950
13	43.885	37.567	31.273	24.326	2'17.051P	166,3	12:30'37.001
14	25.333	36.311	30.917	24.147	1'56.708	239,1	12:32'33.709
15	24.853	36.845	30.452	24.178	1'56.328	239,1	12:34'30.037
16	25.331	37.496	30.625	24.291	1'57.743C	240,7	12:36'27.780
17	28.746	36.445	30.903	24.054	2'00.148	229,5	12:38'27.928

18° 30 G. VAN STRAALEN (1'54.859)

Lap	Seg.1	Seg.2	Seg.3	Seg.4	Lap Time	km/h	Local Time
1							11:40'01.509
2	40.651	38.212	35.221	25.181	2'19.265P	187,6	11:42'20.774
3	26.251	37.017	31.754	24.523	1'59.545	225,6	11:44'20.319
4	25.949	36.892	31.392	24.487	1'58.720	233,9	11:46'19.039
5	25.637	37.503	31.669	24.422	1'59.231	236,5	11:48'18.270
6	25.338	36.319	33.095	13'06.049	14'40.801P	237,5	12:02'59.071
7	39.537	37.246	31.310	24.099	2'12.192P	194,0	12:05'11.263
8	25.465	36.001	31.073	**23.913**	1'56.452	236,0	12:07'07.715
9	25.037	35.894	30.728	24.213	1'55.872	243,4	12:09'03.587
10	25.144	35.760	30.795	24.390	1'56.089	237,0	12:10'59.676
11	25.181	35.760	30.784	24.060	1'55.785	239,6	12:12'55.461

10/05/2019 P = Pits In/Out - C = Lap Time Cancelled

These data/results cannot be reproduced, stored and/or transmitted in whole or in part by any manner of electronic, mechanical, photocopying, recording, broadcasting or otherwise now known or herein after developed without the previous express consent by the copyright owner, except for reproduction in daily press and regular printed publications on sale to the public within 60 days of the event related to those data/results and always provided that copyright symbol appears together as follows below.
© DORNA WSBK ORGANIZATION Srl 2019

PIRELLI Official Tyre Supplier

TISSOT SWISS WATCHES SINCE 1853 Official Timekeeper

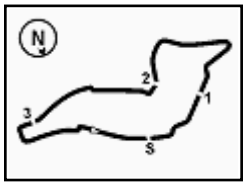

Imola Circuit 4.936 m

Pirelli Italian Round, 10-12 May 2019
Chronological Analysis Free Practice 1st Session

12	25.059	35.516	30.510	24.035	1'55.120	238,0	12:14'50.581
13	25.058	39.146	31.141	24.346	1'59.691	242,3	12:16'50.272
14	24.947	35.728	30.672	24.026	1'55.373	241,8	12:18'45.645
15	25.076	35.731	31.139	7'53.136	9'25.082P	240,7	12:28'10.727
16	40.646	36.117	30.615	25.180	2'12.558P	160,1	12:30'23.285
17	24.854	35.504	30.642	24.232	1'55.232	**244,5**	12:32'18.517
18	24.911	35.825	35.933	24.982	2'01.651	243,4	12:34'20.168
19	24.883	35.474	30.410	24.092	**1'54.859**	241,8	12:36'15.027
20	**24.825**	**35.457**	**30.215**	24.996	1'55.493	241,8	12:38'10.520

19° 95 J. DANILO (1'55.207)

Lap	Seg.1	Seg.2	Seg.3	Seg.4	Lap Time	km/h	Local Time
1		39.740	32.491	25.646		163,7	11:42'10.103
2	26.691	38.242	31.976	24.959	2'01.868	227,0	11:44'11.971
3	25.962	37.131	31.037	24.812	1'58.942	237,5	11:46'10.913
4	25.631	36.902	31.369	24.468	1'58.370	234,4	11:48'09.283
5	25.414	36.851	31.990	24.832	1'59.087C	241,2	11:50'08.370
6	29.307	36.964	34.324	10'47.151	12'27.746P	211,5	12:02'36.116
7	56.149	37.908	32.019	24.714	2'30.790P	169,7	12:05'06.906
8	26.243	37.017	31.333	24.314	1'58.907	241,2	12:07'05.813
9	25.239	36.552	31.139	24.307	1'57.237	243,4	12:09'03.050
10	25.186	36.619	31.091	24.982	1'57.878	242,9	12:11'00.928
11	25.249	36.428	30.985	27.408	2'00.070C	242,3	12:13'00.998
12	30.588	36.430	31.004	24.390	2'02.412	218,8	12:15'03.410
13	25.332	36.560	30.869	24.270	1'57.031	242,3	12:17'00.441
14	25.169	36.374	31.103	24.431	1'57.077	241,8	12:18'57.518
15	25.300	36.478	30.986	24.531	1'57.295	241,2	12:20'54.813
16	26.953	39.945	32.128	3'33.277	5'12.303P	223,8	12:26'07.116
17	42.186	37.050	30.931	24.279	2'14.446P	186,0	12:28'21.562
18	25.078	35.736	30.680	23.986	1'55.480	241,8	12:30'17.042
19	24.876	35.926	30.802	25.395	1'56.999	**245,1**	12:32'14.041
20	24.804	35.935	30.729	24.205	1'55.673	243,4	12:34'09.714
21	**24.795**	35.777	30.619	24.423	1'55.614	244,5	12:36'05.328
22	25.143	**35.699**	30.607	24.031	1'55.480	240,7	12:38'00.808
23	24.881	35.799	**30.562**	**23.965**	**1'55.207**	241,2	12:39'56.015

20° 74 J. VAN SIKKELERUS (1'55.345)

Lap	Seg.1	Seg.2	Seg.3	Seg.4	Lap Time	km/h	Local Time
1							11:41'50.867
2					2'17.193P		11:44'08.060
3	49.426	53.085	48.840	16'11.571	18'42.922P	139,4	12:02'50.982
4	46.979	38.588	33.122	24.977	2'23.666P	180,7	12:05'14.648
5	25.724	37.103	31.963	24.523	1'59.313	232,9	12:07'13.961
6	25.546	36.767	31.361	24.495	1'58.169	237,0	12:09'12.130
7	41.129	39.976	34.201	25.010	2'20.316	238,6	12:11'32.446
8	25.337	36.156	31.150	24.339	1'56.982	235,5	12:13'29.428
9	25.009	35.901	31.450	23.883	1'56.243	237,0	12:15'25.671
10	25.307	37.268	32.101	9'33.911	11'08.587P	236,5	12:26'34.258
11	49.201	38.145	31.983	24.447	2'23.776P		12:28'58.034
12	25.099	36.236	**30.726**	23.999	1'56.060	238,6	12:30'54.094
13	**24.940**	35.927	31.159	23.921	1'55.947	**240,7**	12:32'50.041
14	25.337	36.495	31.093	24.132	1'57.057	229,5	12:34'47.098
15	24.986	35.899	31.033	23.763	1'55.681	239,6	12:36'42.779
16	24.987	**35.693**	30.907	**23.758**	**1'55.345**	232,4	12:38'38.124

21° 61 G. RUIU (1'55.389)

Lap	Seg.1	Seg.2	Seg.3	Seg.4	Lap Time	km/h	Local Time
1							11:39'55.099
2	47.923	41.966	33.898	25.813	2'29.600P	184,7	11:42'24.699
3	26.860	37.545	32.115	24.756	2'01.276	229,0	11:44'25.975
4	26.022	39.339	33.903	16'30.290	18'09.554P	231,4	12:02'35.529
5	53.728	37.335	32.129	24.367	2'27.559P	190,3	12:05'03.088
6	25.177	36.326	31.360	24.394	1'57.257	240,7	12:07'00.345
7	25.092	36.173	31.076	24.248	1'56.589	**242,3**	12:08'56.934
8	24.944	36.280	31.094	23.912	1'56.230	240,2	12:10'53.164
9	25.043	36.531	31.031	24.183	1'56.788	**242,3**	12:12'49.952
10	25.052	36.231	31.304	14'42.857	16'15.444P	239,1	12:29'05.396
11	54.908	37.944	31.637	24.415	2'28.904P		12:31'34.300
12	24.986	36.012	**30.744**	23.914	1'55.656	238,0	12:33'29.956
13	26.043	38.064	31.683	**23.671**	1'59.461	237,5	12:35'29.417
14	**24.732**	**35.911**	30.878	23.868	**1'55.389**	238,0	12:37'24.806
15	26.440	39.605	37.096	29.044	2'12.185	239,6	12:39'36.991

22° 6 M. HERRERA (1'55.454)

Lap	Seg.1	Seg.2	Seg.3	Seg.4	Lap Time	km/h	Local Time
1							11:39'56.210
2	47.044	39.808	34.515	25.218	2'26.585P	182,6	11:42'22.795
3	26.468	37.421	31.895	24.914	2'00.698	212,3	11:44'23.493
4	25.602	36.621	31.155	24.210	1'57.588	230,9	11:46'21.081
5	25.247	36.212	30.975	23.703	1'56.137C	237,5	11:48'17.218
6	29.681	36.415	35.544	12'49.652	14'31.292P	222,4	12:02'48.510
7	45.288	38.074	31.700	24.445	2'19.507P	191,3	12:05'08.017
8	25.455	36.953	31.435	24.427	1'58.270	**246,7**	12:07'06.287
9	25.103	36.412	31.213	24.203	1'56.931	246,2	12:09'03.218
10	25.651	36.707	31.960	24.678	1'58.996	242,9	12:11'02.214
11	25.263	36.409	30.932	24.578	1'57.182	238,6	12:12'59.396
12	**25.094**	36.216	31.079	24.135	1'56.524	236,5	12:14'55.920
13	25.267	36.520	33.265	9'33.767	11'08.819P	231,4	12:26'04.739
14	44.835	36.952	31.339	24.048	2'17.174P	154,8	12:28'21.913
15	25.177	**35.798**	32.463	24.026	1'57.464	240,2	12:30'19.377
16	25.104	36.014	31.027	24.252	1'56.397	241,2	12:32'15.774
17	26.943	36.088	30.918	24.253	1'58.202	232,4	12:34'13.976
18	25.218	36.049	30.777	23.949	1'55.993	240,7	12:36'09.969
19	25.143	35.862	**30.670**	**23.779**	**1'55.454**	241,2	12:38'05.423
20	25.208	35.868	35.723	25.620	2'02.419C	236,5	12:40'07.842

23° 10 N. CALERO (1'55.733)

Lap	Seg.1	Seg.2	Seg.3	Seg.4	Lap Time	km/h	Local Time
1							11:40'38.232
2	42.341	38.424	32.576	25.358	2'18.699P	168,6	11:42'56.931
3	25.903	37.182	32.237	25.054	2'00.376	234,9	11:44'57.307
4	25.608	37.634	34.555	26.073	2'03.870	235,5	11:47'01.177
5	25.584	36.513	31.771	24.555	1'58.423	231,9	11:48'59.600
6	26.445	37.776	41.306	11'39.431	13'24.958P	230,4	12:02'24.558
7	1'05.248	37.785	32.237	24.283	2'39.553P	182,6	12:05'04.111
8	24.944	36.899	31.492	25.297	1'58.632	238,0	12:07'02.743
9	25.065	35.886	31.233	23.930	1'56.114	225,6	12:08'58.857
10	25.637	37.961	31.166	6'32.970	8'07.734P	237,5	12:17'06.591
11	42.451	38.558	35.676	25.546	2'22.231P	139,8	12:19'28.822
12	25.507	36.182	31.184	24.400	1'57.273	237,5	12:21'26.095
13	26.931	39.378	33.237	6'55.653	8'35.199P	219,7	12:30'01.294
14	39.600	38.700	31.590	24.203	2'14.093P	184,1	12:32'15.387
15	24.996	**35.618**	31.062	24.068	1'55.744	**240,7**	12:34'11.131
16	**24.910**	35.780	**30.885**	24.158	**1'55.733**	238,6	12:36'06.864
17	25.096	35.855	31.083	**23.829**	1'55.863	237,0	12:38'02.727

24° 15 A. COPPOLA (1'56.565)

Lap	Seg.1	Seg.2	Seg.3	Seg.4	Lap Time	km/h	Local Time
1							11:40'14.007
2	50.517	42.483	34.477	25.996	2'33.473P	131,3	11:42'47.480
3	26.589	38.627	32.238	25.322	2'02.776	214,0	11:44'50.256
4	26.107	37.441	31.593	24.829	1'59.970	220,1	11:46'50.226
5	25.683	37.125	31.739	24.491	1'59.038	228,0	11:48'49.264
6	25.937	37.913	36.572	16'54.203	18'34.625P	227,0	12:07'23.889
7	45.579	38.885	32.215	24.623	2'21.302P	158,9	12:09'45.191
8	25.467	36.824	31.364	24.618	1'58.273	233,4	12:11'43.464

10/05/2019 P = Pits In/Out - C = Lap Time Cancelled

These data/results cannot be reproduced, stored and/or transmitted in whole or in part by any manner of electronic, mechanical, photocopying, recording, broadcasting or otherwise now known or herein after developed without the previous express consent by the copyright owner, except for reproduction in daily press and regular printed publications on sale to the public within 60 days of the event related to those data/results and always provided that copyright symbol appears together as follows below.
© DORNA WSBK ORGANIZATION Srl 2019

PIRELLI Official Tyre Supplier
TISSOT SWISS WATCHES SINCE 1853 Official Timekeeper

Pirelli Italian Round, 10-12 May 2019
Chronological Analysis Free Practice 1st Session

9	25.600	36.510	31.403	24.457	1'57.970	231,4	12:13'41.434
10	25.298	36.540	31.019	24.259	1'57.116	233,4	12:15'38.550
11	26.762	37.587	32.255	8'38.204	10'14.808P	229,9	12:25'53.358
12	45.093	37.846	33.620	25.683	2'22.242P	166,8	12:28'15.600
13	25.624	36.369	30.803	**23.996**	1'56.792	236,0	12:30'12.392
14	**25.031**	36.392	31.823	24.551	1'57.797	**240,7**	12:32'10.189
15	25.316	36.283	**30.705**	24.466	1'56.770	236,5	12:34'06.959
16	25.248	36.291	32.791	24.572	1'58.902	236,0	12:36'05.861
17	25.450	**36.115**	30.964	24.036	**1'56.565**	233,9	12:38'02.426
18	25.377	36.343	31.183	27.581	2'00.484C	232,9	12:40'02.910

25° — 4 C. STANGE (1'56.967)

Lap	Seg.1	Seg.2	Seg.3	Seg.4	Lap Time	km/h	Local Time
1							11:41'15.457
2	49.070	41.871	35.119	26.064	2'32.124P	141,3	11:43'47.581
3	26.356	38.665	32.488	25.543	2'03.052	237,5	11:45'50.633
4	25.733	38.379	31.756	24.776	2'00.644	**244,0**	11:47'51.277
5	25.675	37.549	34.233	13'57.581	15'35.038P	240,7	12:03'26.315
6	41.893	38.387	32.103	25.296	2'17.679P	175,7	12:05'43.994
7	26.123	37.758	31.484	24.934	2'00.299	236,0	12:07'44.293
8	25.553	37.263	31.672	24.452	1'58.940	238,0	12:09'43.233
9	25.394	37.022	31.188	24.257	1'57.861	240,2	12:11'41.094
10	25.364	37.041	35.591	24.807	2'02.803C	238,6	12:13'43.897
11	25.626	36.982	31.165	7'45.135	9'18.908P	237,5	12:23'02.805
12	46.745	39.107	31.193	24.481	2'21.526P		12:25'24.331
13	25.434	36.594	**30.967**	24.271	1'57.266	237,5	12:27'21.597
14	25.374	36.610	31.022	24.232	1'57.238	238,0	12:29'18.835
15	25.167	36.633	31.060	**24.107**	**1'56.967**	239,6	12:31'15.802

26° — 34 F. MASSEI (1'57.333)

Lap	Seg.1	Seg.2	Seg.3	Seg.4	Lap Time	km/h	Local Time
1							11:40'46.636
2	1'03.849	48.396	37.842	27.768	2'57.855P	121,8	11:43'44.491
3	30.752	43.553	34.662	25.951	2'14.918	193,3	11:45'59.409
4	27.083	39.663	32.533	15'04.787	16'44.066P	207,4	12:02'43.475
5	54.763	39.849	33.002	25.125	2'32.739P	166,3	12:05'16.214
6	26.162	37.506	31.935	24.523	2'00.126	220,6	12:07'16.340
7	25.709	37.059	31.853	24.603	1'59.224	223,8	12:09'15.564
8	26.078	36.995	31.856	24.511	1'59.440	225,2	12:11'15.004
9	27.056	38.055	33.035	25.000	2'03.146	221,0	12:13'18.150
10	25.900	37.114	31.786	24.427	1'59.227	222,8	12:15'17.377
11	25.877	36.680	31.588	24.386	1'58.531	218,3	12:17'15.908
12	28.772	40.480	36.773	5'51.576	7'37.601P	198,3	12:24'53.509
13	47.905	39.580	34.441	27.490	2'29.416P	161,1	12:27'22.925
14	26.104	36.838	31.627	24.160	1'58.729	215,3	12:29'21.654
15	25.669	36.877	31.704	**24.144**	1'58.394	224,7	12:31'20.048
16	25.727	36.736	31.470	24.293	1'58.226	**227,5**	12:33'18.274
17	29.540	38.312	33.195	24.667	2'05.714	218,3	12:35'23.988
18	25.610	36.597	31.449	24.556	1'58.212	225,6	12:37'22.200
19	**25.339**	**36.435**	**31.268**	24.291	**1'57.333**	223,8	12:39'19.533

27° — 11 K. SMITH

Lap	Seg.1	Seg.2	Seg.3	Seg.4	Lap Time	km/h	Local Time
1							11:39'58.752

28° — 67 G. MATERN

Lap	Seg.1	Seg.2	Seg.3	Seg.4	Lap Time	km/h	Local Time
1							11:41'46.286
2	50.633	43.929	35.775	26.753	2'37.090P	155,3	11:44'23.376
3	**28.335**	**41.273**	34.934	22'11.466	23'56.008P	187,0	12:08'19.384
4	45.292	43.506	34.741	**26.460**	2'29.999P	161,5	12:10'49.383

10/05/2019 P = Pits In/Out - C = Lap Time Cancelled

These data/results cannot be reproduced, stored and/or transmitted in whole or in part by any manner of electronic, mechanical, photocopying, recording, broadcasting or otherwise now known or herein after developed without the previous express consent by the copyright owner, except for reproduction in daily press and regular printed publications on sale to the public within 60 days of the event related to those data/results and always provided that copyright symbol appears together as follows below.
© DORNA WSBK ORGANIZATION Srl 2019