

Pirelli Italian Round, 10-12 May 2019

Results Last Chance Race

Laps 11 = 54,296 Km - Time of Race 23'44.946 - Avg. 137,174 km/h

Imola Circuit 4.936 m

1 / 2

Pos	Grid	No.	Rider	Nat	Team	Bike	Class	LL	Gap	Rel.	Fastest Lap	Speed	Qualifying	Speed
1	17	21	B. SANCHEZ	ESP	Scuderia Maranga Racing	Kawasaki Ninja 400	B	11			2'09.014	187,0	2'12.036	188,9
2	3	52	O. KÖNIG	CZE	ACCR Czech Talent Team - Willi Race	Kawasaki Ninja 400	A	11	0.236	0.236	2'09.003	188,3	2'09.186	186,0
3	5	20	D. LOUREIRO	RSA	Nutec - RT Motorsports by SKM - Kawasaki	Kawasaki Ninja 400	B	11	1.040	0.804	2'08.865	186,3	2'09.325	187,3
4	2	13	D. IOZZO	RSA	Nutec - RT Motorsports by SKM - Kawasaki	Kawasaki Ninja 400	A	11	1.301	0.261	2'08.889	184,4	2'09.157	183,5
5	12	91	G. MORA	ITA	AG Motorsport Italia Yamaha	Yamaha YZF-R3	A	11	1.314	0.013	2'08.697	185,4	2'09.625	182,9
6	1	2	L. DOTI	SUI	A.S.D. Team Runner Bike	KTM RC 390 R	A	11	2.503	1.189	2'08.716	186,0	2'08.874	184,4
7	9	23	P. GIACOMINI	ITA	Kawasaki GP Project	Kawasaki Ninja 400	A	11	8.218	5.715	2'08.866	186,7	2'09.961	188,3
8	24	16	M. LUNA BAYEN	ESP	Kawasaki GP Project	Kawasaki Ninja 400	A	11	10.798	2.580	2'09.232	187,6		181,9
9	7	35	F. DE BRUIN	NED	Team Trasimeno Yamaha	Yamaha YZF-R3	B	11	11.909	1.111	2'09.772	186,3	2'09.829	186,0
10	14	44	T. BRAMICH	AUS	Carl Cox-RT Motorsports by SKM-Kawasaki	Kawasaki Ninja 400	B	11	20.990	9.081	2'09.795	188,0	2'11.306	187,3
11	25	61	Y. OKAYA	JPN	DS Junior Team	Kawasaki Ninja 400	B	11	28.030	7.040	2'10.966	186,3		125,4
12	13	19	B. MOLINA	CHI	Terra e Moto	Yamaha YZF-R3	A	11	28.576	0.546	2'11.191	189,3	2'11.267	176,0
13	16	33	K. HARTMANN	FRA	Team MHP Racing-Patrick Pons	Yamaha YZF-R3	A	11	28.623	0.047	2'11.260	185,1	2'11.455	177,2
14	11	82	J. HYDE	AUS	2R Racing Team	Kawasaki Ninja 400	B	11	28.911	0.288	2'10.830	184,1	2'11.242	184,1
15	15	11	K. ARDUINI	ITA	2R Racing Team	Kawasaki Ninja 400	A	11	29.013	0.102	2'11.110	181,6	2'11.432	178,0
16	21	9	S. NAUD	FRA	Flembbo Leader Team	Kawasaki Ninja 400	A	11	50.682	21.669	2'12.376	187,6	2'13.414	179,5
17	22	32	A. PELIKANOVA	CZE	Kawasaki GP Project	Kawasaki Ninja 400	B	11	1'02.340	11.658	2'14.349	183,5	2'15.776	179,2
18	19	93	A. QUINET	FRA	TGP Racing	Honda CBR500R	B	11	1'02.863	0.523	2'14.380	175,4	2'12.991	177,2
19	4	30	D. BLIN	POL	Terra e Moto	Yamaha YZF-R3	B	11	1'04.709	1.846	2'09.576	183,8	2'09.267	184,1
20	10	60	G. SCONZA	ITA	AG Motorsport Italia Yamaha	Yamaha YZF-R3	B	11	1'16.039	11.330	2'11.130	180,7	2'10.277	181,3
-----Not Classified-----														
RET	23	22	N. KALININ	UKR	Nutec - RT Motorsports by SKM - Kawasaki	Kawasaki Ninja 400	A	8	3 Laps		2'09.109	188,0		172,1
RET	6	99	F. GOMEZ	ESP	DS Junior Team	Kawasaki Ninja 400	B	3	8 Laps		2'08.804	179,5	2'09.710	187,0
RET	20	84	K. ALOISI	ITA	DS Junior Team	Kawasaki Ninja 400	A	3	8 Laps		2'12.839	181,9	2'13.378	177,8
RET	8	77	V. SCHWARZ	CZE	ACCR Czech Talent Team - Willi Race	Kawasaki Ninja 400	B	1	10 Laps			153,7	2'09.940	180,7
-----Disqualified-----														
DSQ	18	12	R. DORE	FRA	Team MHP Racing-Patrick Pons	Yamaha YZF-R3	B	11	38.725		2'11.737	184,4	2'12.399	180,1

AIR	Humidity:	47%	Temp:	22°C
TRACK	Condition:	Dry	Temp:	33°C

Records	Pole (SP)	2019	M.Perez	2'06.351	140,64 Km/h
	Race (RC)	2018	M.Herrera	2'08.200	138,61 Km/h
	All Times (SP)	2019	M.Perez	2'06.351	140,64 Km/h
Race Fastest Lap		Lap 7	G.Mora	2'08.697	138,07 Km/h

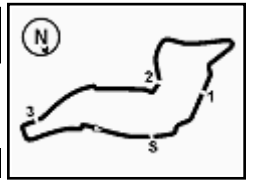
N.12 (Dore R.) has been disqualified according to art. 2.3.9 - 2.3.10 (Notified at Portimao)

Start 11/05/2019 15:16 End 15:44 The results are provisional until the end of the time limit for protests and appeals and the completion of the technical checks.

These data/results cannot be reproduced, stored and/or transmitted in whole or in part by any manner of electronic, mechanical, photocopying, recording, broadcasting or otherwise now known or herein after developed without the previous express consent by the copyright owner, except for reproduction in daily press and regular printed publications on sale to the public within 60 days of the event related to those data/results and always provided that copyright symbol appears together as follows below.

© DORNA WSBK ORGANIZATION Srl 2019





Pirelli Italian Round, 10-12 May 2019
Results Last Chance Race

Imola Circuit 4.936 m

2 / 2

Race Highlights

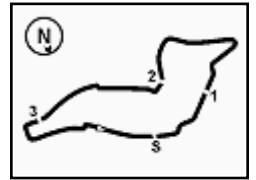
Time	No. Rider	Description
15.13.00		Warm-up Lap Start
15.14.32	84 Aloisi	Will start the race from the back of the grid
15.16.35		Start
15.16.39	84 Aloisi	Under Investigation
15.18.14	77 Schwarz	Crashed - Turn 15
15.18.24	77 Schwarz	Re-joined
15.18.59	77 Schwarz	Entered Pits
15.19.40		No Jump Start
15.20.39	84 Aloisi	Ride Through
15.20.53	77 Schwarz	Retired
15.23.05	30 Blin	Crashed - Turn 22
15.23.42	84 Aloisi	Technical Problem - Turn 1
15.23.51	30 Blin	Re-joined
15.24.50	99 Gomez	Crashed - Turn 11
15.25.47	84 Aloisi	Out
15.25.58	99 Gomez	Out
15.29.49	60 Sconza	Crashed - Turn 22
15.30.27	60 Sconza	Re-joined
15.32.55		2/3 of Race Distance Completed
15.33.46	22 Kalinin	Entered Pits
15.36.45	23 Giacomini	Under Investigation
15.36.49	22 Kalinin	Retired
15.41.12		Incident Involving 13 and 20 under investigation
15.43.56		Results confirmed
15.44.06		End Of Session

11/05/2019 Start End The results are provisional until the end of the time limit for protests and appeals and the completion of the technical checks.

These data/results cannot be reproduced, stored and/or transmitted in whole or in part by any manner of electronic, mechanical, photocopying, recording, broadcasting or otherwise now known or herein after developed without the previous express consent by the copyright owner, except for reproduction in daily press and regular printed publications on sale to the public within 60 days of the event related to those data/results and always provided that copyright symbol appears together as follows below.

© DORNA WSBK ORGANIZATION Srl 2019





Imola Circuit 4.936 m

1 / 3

Pirelli Italian Round, 10-12 May 2019

Lap Chart Last Chance Race

	Lap										
	1	2	3	4	5	6	7	8	9	10	11
1	99	99	99	21	20	21	21	21	21	21	21
2	13	21	21	20	21	20	13	13	20	20	52
3	20	30	22	22	22	22	20	20	13	13	20
4	30	20	13	52	52	13	22	91	52	52	13
5	2	13	20	13	13	52	91	52	91	91	91
6	21	22	52	91	2	91	52	2	2	2	2
7	52	2	2	2	91	2	2	23	23	23	23
8	23	52	91	23	23	23	23	16	16	16	16
9	22	91	23	16	16	16	16	44	44	44	35
10	91	23	44	44	44	44	44	35	35	35	44
11	44	44	35	35	35	35	35	61	33	61	61
12	35	35	16	11	60	11	61	33	61	33	19
13	11	16	60	60	11	33	33	11	19	19	33
14	16	11	11	19	19	61	11	19	11	11	82
15	19	19	82	33	61	19	19	82	82	82	11
16	82	82	19	61	33	82	82	12	12	12	12
17	60	60	33	82	82	12	12	22	9	9	9
18	61	61	61	12	12	9	9	9	32	32	32
19	84	33	12	9	9	32	32	32	93	93	93
20	33	84	9	93	93	93	93	30	30	30	30
21	9	12	84	32	32	30	30	30	60	60	60
22	12	9	93	30	30	60	60	60			
23	93	93	32								
24	32	32	30								
25	77										

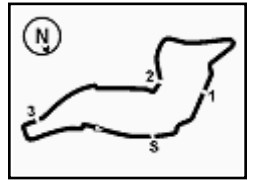
Final Result		
1	21 B. SANCHEZ	Laps 11
2	52 O. KÖNIG	0.236
3	20 D. LOUREIRO	1.040
4	13 D. IOZZO	1.301
5	91 G. MORA	1.314
6	2 L. DOTI	2.503
7	23 P. GIACOMINI	8.218
8	16 M. LUNA BAYEN	10.798
9	35 F. DE BRUIN	11.909
10	44 T. BRAMICH	20.990
11	61 Y. OKAYA	28.030
12	19 B. MOLINA	28.576
13	33 K. HARTMANN	28.623
14	82 J. HYDE	28.911
15	11 K. ARDUINI	29.013
16	9 S. NAUD	50.682
17	32 A. PELIKANOVA	1'02.340
18	93 A. QUINET	1'02.863
19	30 D. BLIN	1'04.709
20	60 G. SCONZA	1'16.039
RET	22 N. KALININ	3 Laps
RET	99 F. GOMEZ	8 Laps
RET	84 K. ALOISI	8 Laps
RET	77 V. SCHWARZ	10 Laps
DSQ	12 R. DORE	38.725

11/05/2019

These data/results cannot be reproduced, stored and/or transmitted in whole or in part by any manner of electronic, mechanical, photocopying, recording, broadcasting or otherwise now known or herein after developed without the previous express consent by the copyright owner, except for reproduction in daily press and regular printed publications on sale to the public within 60 days of the event related to those data/results and always provided that copyright symbol appears together as follows below.

© DORNA WSBK ORGANIZATION Srl 2019





Pirelli Italian Round, 10-12 May 2019

Lap Chart Last Chance Race

Imola Circuit 4.936 m

2 / 3

Lap 1		
1	99	F.Gomez 2'09.162
2	13	D.Iozzo 1.256
3	20	D.Loureiro 1.396
4	30	D.Blin 1.581
5	2	L.Doti 1.728
6	21	B.Sanchez 1.841
7	52	O.König 2.136
8	23	P.Giacomini 2.510
9	22	N.Kalinin 2.841
10	91	G.Mora 3.067
11	44	T.Bramich 3.506
12	35	F.de Bruin 3.900
13	11	K.Arduini 5.304
14	16	M.Luna Bayen 6.000
15	19	B.Molina 6.055
16	82	J.Hyde 6.210
17	60	G.Sconza 6.581
18	61	Y.Okaya 6.835
19	84	K.Aloisi 7.110
20	33	K.Hartmann 7.334
21	9	S.Naud 7.878
22	12	R.Dore 8.140
23	93	A.Quinet 8.780
24	32	A.Pelikanova 9.549
25	77	V.Schwarz 1'07.620

Lap 2		
1	99	F.Gomez 4'18.213
2	21	B.Sanchez 1.844
3	30	D.Blin 2.106
4	20	D.Loureiro 2.505
5	13	D.Iozzo 2.759
6	22	N.Kalinin 2.899
7	2	L.Doti 3.151
8	52	O.König 3.294
9	91	G.Mora 3.823
10	23	P.Giacomini 4.193
11	44	T.Bramich 4.877
12	35	F.de Bruin 5.675
13	16	M.Luna Bayen 6.181
14	11	K.Arduini 7.363
15	19	B.Molina 8.195
16	82	J.Hyde 8.305
17	60	G.Sconza 8.660
18	61	Y.Okaya 8.750
19	33	K.Hartmann 9.577
20	84	K.Aloisi 10.898
21	12	R.Dore 12.292
22	9	S.Naud 12.812
23	93	A.Quinet 14.264
24	32	A.Pelikanova 14.908

Lap 3		
1	99	F.Gomez 6'27.017
2	21	B.Sanchez 2.356
3	22	N.Kalinin 3.266
4	13	D.Iozzo 3.417
5	20	D.Loureiro 3.589
6	52	O.König 3.729
7	2	L.Doti 3.908
8	91	G.Mora 3.974
9	23	P.Giacomini 4.700
10	44	T.Bramich 6.625
11	35	F.de Bruin 7.243
12	16	M.Luna Bayen 7.588
13	60	G.Sconza 11.506
14	11	K.Arduini 11.756
15	82	J.Hyde 12.323
16	19	B.Molina 12.440
17	33	K.Hartmann 12.576
18	61	Y.Okaya 12.653
19	12	R.Dore 15.729
20	9	S.Naud 16.924

21	84	K.Aloisi 17.306
22	93	A.Quinet 21.092
23	32	A.Pelikanova 22.856
24	30	D.Blin 50.800

Lap 4		
1	21	B.Sanchez 8'39.147
2	20	D.Loureiro 0.400
3	22	N.Kalinin 0.780
4	52	O.König 0.950
5	13	D.Iozzo 1.222
6	91	G.Mora 1.419
7	2	L.Doti 1.689
8	23	P.Giacomini 2.226
9	16	M.Luna Bayen 5.215
10	44	T.Bramich 5.529
11	35	F.de Bruin 5.848
12	11	K.Arduini 11.256
13	60	G.Sconza 11.543
14	19	B.Molina 12.220
15	33	K.Hartmann 12.268
16	61	Y.Okaya 12.345
17	82	J.Hyde 12.666
18	12	R.Dore 16.916
19	9	S.Naud 17.693
20	93	A.Quinet 24.439
21	32	A.Pelikanova 25.827
22	30	D.Blin 54.425

Lap 5		
1	20	D.Loureiro 10'48.690
2	21	B.Sanchez 0.205
3	22	N.Kalinin 0.438
4	52	O.König 0.643
5	13	D.Iozzo 0.918
6	2	L.Doti 1.396
7	91	G.Mora 2.051
8	23	P.Giacomini 2.537
9	16	M.Luna Bayen 5.629
10	44	T.Bramich 5.980
11	35	F.de Bruin 6.587
12	60	G.Sconza 13.170
13	11	K.Arduini 13.273
14	19	B.Molina 13.889
15	61	Y.Okaya 13.904
16	33	K.Hartmann 14.225
17	82	J.Hyde 15.092
18	12	R.Dore 19.110
19	9	S.Naud 20.526
20	93	A.Quinet 30.294
21	32	A.Pelikanova 30.809
22	30	D.Blin 56.833

Lap 6		
1	21	B.Sanchez 12'57.909
2	20	D.Loureiro 0.290
3	22	N.Kalinin 0.508
4	13	D.Iozzo 0.723
5	52	O.König 0.794
6	91	G.Mora 1.619
7	2	L.Doti 2.002
8	23	P.Giacomini 2.184
9	16	M.Luna Bayen 6.769
10	44	T.Bramich 7.020
11	35	F.de Bruin 7.767
12	11	K.Arduini 15.984
13	33	K.Hartmann 16.266
14	61	Y.Okaya 16.443
15	19	B.Molina 16.471
16	82	J.Hyde 16.703
17	12	R.Dore 22.507
18	9	S.Naud 24.543
19	32	A.Pelikanova 36.584
20	93	A.Quinet 36.738
21	30	D.Blin 59.275

22	60	G.Sconza 59.659
----	----	-----------------

Lap 7		
1	21	B.Sanchez 15'07.261
2	13	D.Iozzo 0.260
3	20	D.Loureiro 0.530
4	22	N.Kalinin 0.749
5	91	G.Mora 0.964
6	52	O.König 1.155
7	2	L.Doti 1.366
8	23	P.Giacomini 3.577
9	16	M.Luna Bayen 7.099
10	44	T.Bramich 7.463
11	35	F.de Bruin 8.915
12	61	Y.Okaya 18.705
13	33	K.Hartmann 19.098
14	11	K.Arduini 19.661
15	19	B.Molina 19.674
16	82	J.Hyde 19.784
17	12	R.Dore 25.774
18	9	S.Naud 28.513
19	32	A.Pelikanova 42.107
20	93	A.Quinet 42.222
21	30	D.Blin 1'00.729
22	60	G.Sconza 1'05.840

Lap 8		
1	21	B.Sanchez 17'16.363
2	13	D.Iozzo 0.280
3	20	D.Loureiro 0.610
4	91	G.Mora 0.730
5	52	O.König 1.174
6	2	L.Doti 1.597
7	23	P.Giacomini 4.774
8	16	M.Luna Bayen 8.383
9	44	T.Bramich 8.746
10	35	F.de Bruin 10.501
11	61	Y.Okaya 21.616
12	33	K.Hartmann 22.003
13	11	K.Arduini 22.505
14	19	B.Molina 22.589
15	82	J.Hyde 22.737
16	12	R.Dore 29.120
17	22	N.Kalinin 32.404
18	9	S.Naud 33.688
19	32	A.Pelikanova 47.468
20	93	A.Quinet 47.592
21	30	D.Blin 1'02.348
22	60	G.Sconza 1'09.035

Lap 9		
1	21	B.Sanchez 19'25.384
2	20	D.Loureiro 0.454
3	13	D.Iozzo 1.572
4	52	O.König 1.784
5	91	G.Mora 1.880
6	2	L.Doti 2.418
7	23	P.Giacomini 5.339
8	16	M.Luna Bayen 10.149
9	44	T.Bramich 10.609
10	35	F.de Bruin 11.252
11	33	K.Hartmann 24.491
12	61	Y.Okaya 24.605
13	19	B.Molina 25.359
14	11	K.Arduini 25.493
15	82	J.Hyde 25.713
16	12	R.Dore 32.625
17	9	S.Naud 39.691
18	32	A.Pelikanova 53.007
19	93	A.Quinet 53.276
20	30	D.Blin 1'04.031
21	60	G.Sconza 1'12.124

Lap 10		
1	21	B.Sanchez 19'25.384
2	20	D.Loureiro 0.454
3	13	D.Iozzo 1.572
4	52	O.König 1.784
5	91	G.Mora 1.880
6	2	L.Doti 2.418
7	23	P.Giacomini 5.339
8	16	M.Luna Bayen 10.149
9	44	T.Bramich 10.609
10	35	F.de Bruin 11.252
11	33	K.Hartmann 24.491
12	61	Y.Okaya 24.605
13	19	B.Molina 25.359
14	11	K.Arduini 25.493
15	82	J.Hyde 25.713
16	12	R.Dore 32.625
17	9	S.Naud 39.691
18	32	A.Pelikanova 53.007
19	93	A.Quinet 53.276
20	30	D.Blin 1'04.031
21	60	G.Sconza 1'12.124

1	21	B.Sanchez 21'34.881
2	20	D.Loureiro 0.378
3	13	D.Iozzo 1.089
4	52	O.König 1.298
5	91	G.Mora 1.862
6	2	L.Doti 2.575
7	23	P.Giacomini 7.515
8	16	M.Luna Bayen 11.108
9	44	T.Bramich 11.481
10	35	F.de Bruin 11.832
11	61	Y.Okaya 26.738
12	33	K.Hartmann 26.887
13	19	B.Molina 27.260
14	11	K.Arduini 27.426
15	82	J.Hyde 27.614
16	12	R.Dore 35.187
17	9	S.Naud 44.338
18	32	A.Pelikanova 57.859
19	93	A.Quinet 58.159
20	30	D.Blin 1'04.725
21	60	G.Sconza 1'14.187

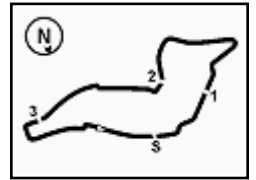
Lap 11		
1	21	B.Sanchez 23'44.946
2	52	O.König 0.236
3	20	D.Loureiro 1.040
4	13	D.Iozzo 1.301
5	91	G.Mora 1.314
6	2	L.Doti 2.503
7	23	P.Giacomini 8.218
8	16	M.Luna Bayen 10.798
9	35	F.de Bruin 11.909
10	44	T.Bramich 20.990
11	61	Y.Okaya 28.030
12	19	B.Molina 28.576
13	33	K.Hartmann 28.623
14	82	J.Hyde 28.911
15	11	K.Arduini 29.013
16	12	R.Dore 38.725
17	9	S.Naud 50.682
18	32	A.Pelikanova 1'02.340
19	93	A.Quinet 1'02.863
20	30	D.Blin 1'04.709
21	60	G.Sconza 1'16.039

11/05/2019

These data/results cannot be reproduced, stored and/or transmitted in whole or in part by any manner of electronic, mechanical, photocopying, recording, broadcasting or otherwise now known or herein after developed without the previous express consent by the copyright owner, except for reproduction in daily press and regular printed publications on sale to the public within 60 days of the event related to those data/results and always provided that copyright symbol appears together as follows below.

© DORNA WSBK ORGANIZATION Srl 2019





Imola Circuit 4.936 m

3 / 3

Pirelli Italian Round, 10-12 May 2019

Lap Chart Last Chance Race

Race Pace Comparison

	21 San	52 Kön	20 Lou	13 Ioz	91 Mor	2 Dot	23 Gia	16 Lun	35 deB	44 Bra	61 Oka	19 Mol	33 Har	82 Hyd
1	2'11.003	2'11.298	2'10.558	2'10.418	2'12.229	2'10.890	2'11.672	2'15.162	2'13.062	2'12.668	2'15.997	2'15.217	2'16.496	2'15.372
2	2'09.054	2'10.209	2'10.160	2'10.554	2'09.807	2'10.474	2'10.734	2'09.232	2'10.826	2'10.422	2'10.966	2'11.191	2'11.294	2'11.146
3	2'09.316	2'09.239	2'09.888	2'09.462	2'08.955	2'09.561	2'09.311	2'10.211	2'10.372	2'10.552	2'12.707	2'13.049	2'11.803	2'12.822
4	2'09.774	2'09.351	2'08.941	2'09.935	2'09.575	2'09.911	2'09.656	2'09.757	2'10.735	2'11.034	2'11.822	2'11.910	2'11.822	2'12.473
5	2'09.748	2'09.236	2'09.143	2'09.239	2'10.175	2'09.250	2'09.854	2'09.957	2'10.282	2'09.994	2'11.102	2'11.212	2'11.500	2'11.969
6	2'09.014	2'09.370	2'09.509	2'09.024	2'08.787	2'09.825	2'08.866	2'10.359	2'10.399	2'10.259	2'11.758	2'11.801	2'11.260	2'10.830
7	2'09.352	2'09.713	2'09.592	2'08.889	2'08.697	2'08.716	2'10.745	2'09.682	2'10.500	2'09.795	2'11.614	2'12.555	2'12.184	2'12.433
8	2'09.102	2'09.121	2'09.182	2'09.122	2'08.868	2'09.333	2'10.299	2'10.386	2'10.688	2'10.385	2'12.013	2'12.017	2'12.007	2'12.055
9	2'09.021	2'09.631	2'08.865	2'10.313	2'10.171	2'09.842	2'09.586	2'10.787	2'09.772	2'10.884	2'12.010	2'11.791	2'11.509	2'11.997
10	2'09.497	2'09.011	2'09.421	2'09.014	2'09.479	2'09.654	2'11.673	2'10.456	2'10.077	2'10.369	2'11.630	2'11.398	2'11.893	2'11.398
11	2'10.065	2'09.003	2'10.727	2'10.277	2'09.517	2'09.993	2'10.768	2'09.755	2'10.142	2'19.574	2'11.357	2'11.381	2'11.801	2'11.362

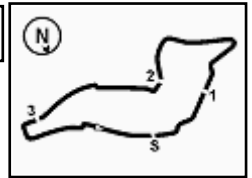
	11 Ard	12 Dor	9 Nau	32 Pel	93 Qui	30 Bli	60 Sco	22 KaN	99 Gom	84 Als	77 Scw
1	2'14.466	2'17.302	2'17.040	2'18.711	2'17.942	2'10.743	2'15.743	2'12.003	2'09.162	2'16.272	3'16.782
2	2'11.110	2'13.203	2'13.985	2'14.410	2'14.535	2'09.576	2'11.130	2'09.109	2'09.051	2'12.839	
3	2'13.197	2'12.241	2'12.916	2'16.752	2'15.632	2'57.498	2'11.650	2'09.171	2'08.804	2'15.212	
4	2'11.630	2'13.317	2'12.899	2'15.101	2'15.477	2'15.755	2'12.167	2'09.644			
5	2'11.560	2'11.737	2'12.376	2'14.525	2'15.398	2'11.951	2'11.170	2'09.201			
6	2'11.930	2'12.616	2'13.236	2'14.994	2'15.663	2'11.661	2'55.708	2'09.289			
7	2'13.029	2'12.619	2'13.322	2'14.875	2'14.836	2'10.806	2'15.533	2'09.593			
8	2'11.946	2'12.448	2'14.277	2'14.463	2'14.472	2'10.721	2'12.297	2'40.757			
9	2'12.009	2'12.526	2'15.024	2'14.560	2'14.705	2'10.704	2'12.110				
10	2'11.430	2'12.059	2'14.144	2'14.349	2'14.380	2'10.191	2'11.560				
11	2'11.652	2'13.603	2'16.409	2'14.546	2'14.769	2'10.049	2'11.917				

11/05/2019

These data/results cannot be reproduced, stored and/or transmitted in whole or in part by any manner of electronic, mechanical, photocopying, recording, broadcasting or otherwise now known or herein after developed without the previous express consent by the copyright owner, except for reproduction in daily press and regular printed publications on sale to the public within 60 days of the event related to those data/results and always provided that copyright symbol appears together as follows below.

© DORNA WSBK ORGANIZATION Srl 2019





Imola Circuit 4.936 m

Pirelli Italian Round, 10-12 May 2019

Best Sectors & Speed Last Chance Race

RESULTS			
1	21 B. SANCHEZ	Kawasaki Ninja 400	Laps 11
2	52 O. KÖNIG	Kawasaki Ninja 400	0.236
3	20 D. LOUREIRO	Kawasaki Ninja 400	1.040
4	13 D. IOZZO	Kawasaki Ninja 400	1.301
5	91 G. MORA	Yamaha YZF-R3	1.314
6	2 L. DOTI	KTM RC 390 R	2.503
7	23 P. GIACOMINI	Kawasaki Ninja 400	8.218
8	16 M. LUNA BAYEN	Kawasaki Ninja 400	10.798
9	35 F. DE BRUIN	Yamaha YZF-R3	11.909
10	44 T. BRAMICH	Kawasaki Ninja 400	20.990
11	61 Y. OKAYA	Kawasaki Ninja 400	28.030
12	19 B. MOLINA	Yamaha YZF-R3	28.576
13	33 K. HARTMANN	Yamaha YZF-R3	28.623
14	82 J. HYDE	Kawasaki Ninja 400	28.911
15	11 K. ARDUINI	Kawasaki Ninja 400	29.013
16	9 S. NAUD	Kawasaki Ninja 400	50.682
17	32 A. PELIKANOVA	Kawasaki Ninja 400	1'02.340
18	93 A. QUINET	Honda CBR500R	1'02.863
19	30 D. BLIN	Yamaha YZF-R3	1'04.709
20	60 G. SCONZA	Yamaha YZF-R3	1'16.039
RET	22 N. KALININ	Kawasaki Ninja 400	3 Laps
RET	99 F. GOMEZ	Kawasaki Ninja 400	8 Laps
RET	84 K. ALOISI	Kawasaki Ninja 400	8 Laps
RET	77 V. SCHWARZ	Kawasaki Ninja 400	10 Laps
DSO	12 R. DORE	Yamaha YZF-R3	38.725

SPEED			
1	19 B. MOLINA	Yamaha YZF-R3	189,3
2	52 O. KÖNIG	Kawasaki Ninja 400	188,3
3	22 N. KALININ	Kawasaki Ninja 400	188,0
4	44 T. BRAMICH	Kawasaki Ninja 400	188,0
5	9 S. NAUD	Kawasaki Ninja 400	187,6
6	16 M. LUNA BAYEN	Kawasaki Ninja 400	187,6
7	21 B. SANCHEZ	Kawasaki Ninja 400	187,0
8	23 P. GIACOMINI	Kawasaki Ninja 400	186,7
9	61 Y. OKAYA	Kawasaki Ninja 400	186,3
10	35 F. DE BRUIN	Yamaha YZF-R3	186,3
11	20 D. LOUREIRO	Kawasaki Ninja 400	186,3
12	2 L. DOTI	KTM RC 390 R	186,0
13	91 G. MORA	Yamaha YZF-R3	185,4
14	33 K. HARTMANN	Yamaha YZF-R3	185,1
15	13 D. IOZZO	Kawasaki Ninja 400	184,4
16	12 R. DORE	Yamaha YZF-R3	184,4
17	82 J. HYDE	Kawasaki Ninja 400	184,1
18	30 D. BLIN	Yamaha YZF-R3	183,8
19	32 A. PELIKANOVA	Kawasaki Ninja 400	183,5
20	84 K. ALOISI	Kawasaki Ninja 400	181,9
21	11 K. ARDUINI	Kawasaki Ninja 400	181,6
22	60 G. SCONZA	Yamaha YZF-R3	180,7
23	99 F. GOMEZ	Kawasaki Ninja 400	179,5
24	93 A. QUINET	Honda CBR500R	175,4
25	77 V. SCHWARZ	Kawasaki Ninja 400	153,7

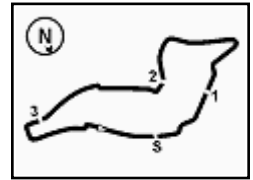
SEG. 1		SEG. 2		SEG. 3		SEG. 4		
1	22 N. KALININ	28.495	1	91 G. MORA	39.074	1	23 P. GIACOMINI	25.140
2	52 O. KÖNIG	28.604	2	2 L. DOTI	39.165	2	13 D. IOZZO	25.631
3	91 G. MORA	28.657	3	21 B. SANCHEZ	39.190	3	99 F. GOMEZ	25.642
4	13 D. IOZZO	28.724	4	99 F. GOMEZ	39.195	4	91 G. MORA	25.688
5	20 D. LOUREIRO	28.725	5	13 D. IOZZO	39.234	5	2 L. DOTI	25.705
6	16 M. LUNA BAYEN	28.778	6	20 D. LOUREIRO	39.256	6	21 B. SANCHEZ	25.732
7	35 F. DE BRUIN	28.845	7	52 O. KÖNIG	39.256	7	20 D. LOUREIRO	25.766
8	2 L. DOTI	28.852	8	22 N. KALININ	39.321	8	52 O. KÖNIG	25.782
9	21 B. SANCHEZ	28.881	9	23 P. GIACOMINI	39.411	9	30 D. BLIN	25.864
10	99 F. GOMEZ	28.906	10	44 T. BRAMICH	39.429	10	22 N. KALININ	25.892
11	33 K. HARTMANN	28.955	11	30 D. BLIN	39.476	11	44 T. BRAMICH	25.962
12	23 P. GIACOMINI	29.019	12	35 F. DE BRUIN	39.612	12	16 M. LUNA BAYEN	26.045
13	30 D. BLIN	29.026	13	16 M. LUNA BAYEN	39.643	13	11 K. ARDUINI	26.128
14	44 T. BRAMICH	29.161	14	60 G. SCONZA	39.695	14	35 F. DE BRUIN	26.141
15	61 Y. OKAYA	29.337	15	61 Y. OKAYA	39.742	15	61 Y. OKAYA	26.168
16	9 S. NAUD	29.425	16	19 B. MOLINA	39.827	16	33 K. HARTMANN	26.212
17	19 B. MOLINA	29.484	17	82 J. HYDE	39.868	17	82 J. HYDE	26.241
18	11 K. ARDUINI	29.556	18	33 K. HARTMANN	39.892	18	60 G. SCONZA	26.277
19	60 G. SCONZA	29.593	19	11 K. ARDUINI	39.963	19	19 B. MOLINA	26.374
20	12 R. DORE	29.613	20	12 R. DORE	40.087	20	84 K. ALOISI	26.436
21	82 J. HYDE	29.633	21	9 S. NAUD	40.715	21	12 R. DORE	26.507
22	32 A. PELIKANOVA	29.811	22	84 K. ALOISI	40.786	22	93 A. QUINET	26.512
23	84 K. ALOISI	29.818	23	93 A. QUINET	41.067	23	9 S. NAUD	26.578
24	93 A. QUINET	30.234	24	77 V. SCHWARZ	41.161	24	32 A. PELIKANOVA	26.783
25	77 V. SCHWARZ	30.399	25	32 A. PELIKANOVA	41.334	25	77 V. SCHWARZ	55.700

11/05/2019

These data/results cannot be reproduced, stored and/or transmitted in whole or in part by any manner of electronic, mechanical, photocopying, recording, broadcasting or otherwise now known or herein after developed without the previous express consent by the copyright owner, except for reproduction in daily press and regular printed publications on sale to the public within 60 days of the event related to those data/results and always provided that copyright symbol appears together as follows below.

© DORNA WSBK ORGANIZATION Srl 2019





Imola Circuit 4.936 m

Pirelli Italian Round, 10-12 May 2019

Chronological Analysis Last Chance Race

Start at 15:16'30.970

1 / 3

1° 21 B. SANCHEZ (2'09.014)							
Lap	Seg.1	Seg.2	Seg.3	Seg.4	Lap Time	km/h	Local Time
1		40.096	35.059	26.111	2'11.003	159,6	15:18'41.973
2	28.881	39.451	34.801	25.921	2'09.054	187,0	15:20'51.027
3	29.265	39.190	34.843	26.018	2'09.316	179,8	15:23'00.343
4	29.537	39.547	34.824	25.866	2'09.774	177,5	15:25'10.117
5	29.300	39.654	34.926	25.868	2'09.748	178,6	15:27'19.865
6	28.981	39.589	34.638	25.806	2'09.014	180,4	15:29'28.879
7	29.236	39.642	34.742	25.732	2'09.352	178,0	15:31'38.231
8	29.133	39.449	34.682	25.838	2'09.102	179,2	15:33'47.333
9	29.119	39.418	34.709	25.775	2'09.021	180,1	15:35'56.354
10	29.238	39.653	34.724	25.882	2'09.497	177,2	15:38'05.851
11	29.171	39.572	35.375	25.947	2'10.065	179,5	15:40'15.916
Race Time 23'44.946							

2° 52 O. KÖNIG (2'09.003)							
Lap	Seg.1	Seg.2	Seg.3	Seg.4	Lap Time	km/h	Local Time
1		40.534	34.941	26.288	2'11.298	151,6	15:18'42.268
2	29.837	39.571	34.790	26.011	2'10.209	187,0	15:20'52.477
3	28.604	39.544	34.526	26.565	2'09.239	185,4	15:23'01.716
4	28.900	39.757	34.768	25.926	2'09.351	184,4	15:25'11.067
5	28.938	39.515	34.821	25.962	2'09.236	186,7	15:27'20.303
6	28.884	39.889	34.669	25.928	2'09.370	184,7	15:29'29.673
7	28.814	39.798	34.787	26.314	2'09.713	188,3	15:31'39.386
8	28.708	39.459	35.172	25.782	2'09.121	188,0	15:33'48.507
9	28.674	39.356	35.233	26.368	2'09.631	184,1	15:35'58.138
10	29.002	39.538	34.510	25.961	2'09.011	180,4	15:38'07.149
11	28.751	39.256	34.579	26.417	2'09.003	183,5	15:40'16.152
Race Time 23'45.182							

3° 20 D. LOUREIRO (2'08.865)							
Lap	Seg.1	Seg.2	Seg.3	Seg.4	Lap Time	km/h	Local Time
1		40.312	34.973	26.085	2'10.558	150,5	15:18'41.528
2	29.486	39.864	34.799	26.011	2'10.160	177,8	15:20'51.688
3	28.725	39.709	34.850	26.604	2'09.888	185,7	15:23'01.576
4	29.095	39.256	34.824	25.766	2'08.941	178,3	15:25'10.517
5	28.891	39.523	34.939	25.790	2'09.143	181,6	15:27'19.660
6	29.321	39.634	34.760	25.794	2'09.509	176,3	15:29'29.169
7	29.145	39.598	34.811	26.038	2'09.592	182,9	15:31'38.761
8	28.819	39.629	34.757	25.977	2'09.182	185,4	15:33'47.943
9	28.799	39.406	34.650	26.010	2'08.865	186,3	15:35'56.808
10	28.929	39.734	34.720	26.038	2'09.421	179,8	15:38'06.229
11	29.060	39.517	35.048	27.102	2'10.727	181,6	15:40'16.956
Race Time 23'45.986							

4° 13 D. IOZZO (2'08.889)							
Lap	Seg.1	Seg.2	Seg.3	Seg.4	Lap Time	km/h	Local Time
1		40.267	35.027	26.215	2'10.418	147,2	15:18'41.388
2	29.742	39.887	34.839	26.086	2'10.554	176,6	15:20'51.942
3	28.775	39.572	34.557	26.558	2'09.462	184,4	15:23'01.404
4	29.434	39.648	34.774	26.079	2'09.935	177,8	15:25'11.339
5	28.743	39.698	34.810	25.988	2'09.239	183,5	15:27'20.578
6	28.724	39.891	34.778	25.631	2'09.024	183,2	15:29'29.602
7	28.749	39.661	34.599	25.880	2'08.889	184,4	15:31'38.491
8	29.053	39.448	34.512	26.109	2'09.122	180,7	15:33'47.613
9	28.905	39.729	35.405	26.274	2'10.313	182,2	15:35'57.926
10	29.287	39.660	34.283	25.784	2'09.014	175,7	15:38'06.940
11	29.422	39.234	34.630	26.991	2'10.277	179,2	15:40'17.217
Race Time 23'46.247							

5° 91 G. MORA (2'08.697)							
Lap	Seg.1	Seg.2	Seg.3	Seg.4	Lap Time	km/h	Local Time
1		40.324	35.338	26.285	2'12.229	153,9	15:18'43.199
2	29.314	39.844	34.653	25.996	2'09.807	179,5	15:20'53.006
3	29.214	39.074	34.267	26.400	2'08.955	179,5	15:23'01.961
4	29.329	39.378	35.131	25.737	2'09.575	178,0	15:25'11.536

5	28.657	39.535	36.112	25.871	2'10.175	181,3	15:27'21.711
6	29.131	39.175	34.577	25.904	2'08.787	177,5	15:29'30.498
7	29.203	39.081	34.323	26.090	2'08.697	177,8	15:31'39.195
8	28.984	39.466	34.730	25.688	2'08.868	182,9	15:33'48.063
9	28.879	39.417	35.314	26.561	2'10.171	185,4	15:35'58.234
10	29.002	39.750	34.938	25.789	2'09.479	180,7	15:38'07.713
11	29.336	39.243	34.420	26.518	2'09.517	179,5	15:40'17.230
Race Time 23'46.260							

6° 2 L. DOTI (2'08.716)							
Lap	Seg.1	Seg.2	Seg.3	Seg.4	Lap Time	km/h	Local Time
1		40.349	35.314	26.326	2'10.890	148,9	15:18'41.860
2	29.577	39.682	34.966	26.249	2'10.474	186,0	15:20'52.334
3	29.088	39.165	35.049	26.259	2'09.561	181,6	15:23'01.895
4	29.430	39.617	35.111	25.753	2'09.911	178,3	15:25'11.806
5	28.852	39.469	35.224	25.705	2'09.250	180,1	15:27'21.056
6	29.282	39.372	34.842	26.329	2'09.825	177,2	15:29'30.881
7	28.987	39.345	34.502	25.882	2'08.716	177,5	15:31'39.597
8	29.133	39.582	34.705	25.913	2'09.333	179,2	15:33'48.930
9	29.371	39.642	34.972	25.857	2'09.842	177,2	15:35'58.772
10	29.236	39.765	34.778	25.875	2'09.654	176,6	15:38'08.426
11	29.369	39.517	35.116	25.991	2'09.993	176,6	15:40'18.419
Race Time 23'47.449							

7° 23 P. GIACOMINI (2'08.866)							
Lap	Seg.1	Seg.2	Seg.3	Seg.4	Lap Time	km/h	Local Time
1		40.697	34.932	26.444	2'11.672	155,5	15:18'42.642
2	29.857	40.188	34.655	26.034	2'10.734	186,0	15:20'53.376
3	29.019	39.411	34.726	26.155	2'09.311	186,7	15:23'02.687
4	29.125	39.503	34.985	26.043	2'09.656	184,1	15:25'12.343
5	29.143	39.772	34.929	26.010	2'09.854	182,9	15:27'22.197
6	29.187	39.766	34.773	25.140	2'08.866	183,8	15:29'31.063
7	30.272	39.722	34.617	26.134	2'10.745	177,2	15:31'41.808
8	29.396	40.058	34.711	26.134	2'10.299	180,1	15:33'52.107
9	29.492	39.972	34.914	25.208	2'09.586	180,1	15:36'01.693
10	30.351	40.198	34.761	26.363	2'11.673	175,7	15:38'13.366
11	29.530	40.166	34.784	26.288	2'10.768	179,8	15:40'24.134
Race Time 23'53.164							

8° 16 M. LUNA BAYEN (2'09.232)							
Lap	Seg.1	Seg.2	Seg.3	Seg.4	Lap Time	km/h	Local Time
1		41.440	34.985	26.545	2'15.162	159,9	15:18'46.132
2	28.878	39.643	34.650	26.061	2'09.232	185,4	15:20'55.364
3	28.895	39.787	35.136	26.393	2'10.211	186,7	15:23'05.575
4	28.778	39.813	34.940	26.226	2'09.757	187,6	15:25'15.332
5	29.115	39.787	35.010	26.045	2'09.957	182,9	15:27'25.289
6	29.229	39.936	34.949	26.245	2'10.359	178,0	15:29'35.648
7	28.997	39.713	34.802	26.170	2'09.682	181,3	15:31'45.330
8	29.535	39.890	34.785	26.176	2'10.386	181,9	15:33'55.716
9	29.350	40.102	34.988	26.347	2'10.787	183,2	15:36'06.503
10	29.222	40.280	34.813	26.141	2'10.456	181,3	15:38'16.959
11	29.154	39.663	34.857	26.081	2'09.755	182,2	15:40'26.714
Race Time 23'55.744							

9° 35 F. DE BRUIN (2'09.772)							
Lap	Seg.1	Seg.2	Seg.3	Seg.4	Lap Time	km/h	Local Time
1		41.129	35.559	26.487	2'13.062	155,3	15:18'44.032
2	29.139	40.303	35.012	26.372	2'10.826	182,9	15:20'54.858
3	29.181	39.825	35.174	26.192	2'10.372	182,6	15:23'05.230
4	29.340	40.061	35.120	26.214	2'10.735	179,8	15:25'15.965
5	28.972	39.926	35.068	26.316	2'10.282	186,3	15:27'26.247
6	29.073	40.005	35.083	26.238	2'10.399	182,9	15:29'36.646
7	29.082	39.967	35.093	26.358	2'10.500	181,6	15:31'47.146
8	29.577	40.121	34.823	26.167	2'10.688	180,1	15:33'57.834
9	29.170	39.612	34.849	26.141	2'09.772	180,4	15:36'07.606
10	28.845	40.216	34.866	26.150	2'10.077	182,6	15:38'17.683

11/05/2019

P = Pits In/Out - C = Lap Time Cancelled

These data/results cannot be reproduced, stored and/or transmitted in whole or in part by any manner of electronic, mechanical, photocopying, recording, broadcasting or otherwise now known or herein after developed without the previous express consent by the copyright owner, except for reproduction in daily press and regular printed publications on sale to the public within 60 days of the event related to those data/results and always provided that copyright symbol appears together as follows below.

© DORNA WSBK ORGANIZATION Srl 2019



Official Fuel Supplier

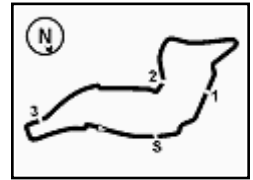


FKR PERUGIA TIMING

Official Tyre Supplier



Official Timekeeper



Imola Circuit 4.936 m

3 / 3

Pirelli Italian Round, 10-12 May 2019

Chronological Analysis Last Chance Race

Start at 15:16'30.970

10	30.150	41.460	35.956	26.783	2'14.349	177,5	15:39'03.710
11	30.148	41.544	35.849	27.005	2'14.546	176,3	15:41'18.256
Race Time 24'47.286							

19° 93 A. QUINET (2'14.380)							
Lap	Seg.1	Seg.2	Seg.3	Seg.4	Lap Time	km/h	Local Time
1		42.130	36.457	27.277	2'17.942	155,7	15:18'48.912
2	30.234	41.067	36.338	26.896	2'14.535	175,4	15:21'03.447
3	30.665	41.558	36.330	27.079	2'15.632	173,5	15:23'19.079
4	30.914	41.477	36.217	26.869	2'15.477	170,2	15:25'34.556
5	30.822	41.494	36.099	26.983	2'15.398	171,8	15:27'49.954
6	30.903	41.552	36.217	26.991	2'15.663	171,3	15:30'05.617
7	30.286	41.603	36.131	26.816	2'14.836	173,2	15:32'20.453
8	30.386	41.180	36.197	26.709	2'14.472	172,9	15:34'34.925
9	30.299	41.598	36.296	26.512	2'14.705	172,4	15:36'49.630
10	30.294	41.286	36.245	26.555	2'14.380	173,2	15:39'04.010
11	30.441	41.357	36.176	26.795	2'14.769	171,5	15:41'18.779
Race Time 24'47.809							

20° 30 D. BLIN (2'09.576)							
Lap	Seg.1	Seg.2	Seg.3	Seg.4	Lap Time	km/h	Local Time
1		40.470	35.275	25.864	2'10.743	153,1	15:18'41.713
2	29.247	39.705	34.547	26.077	2'09.576	183,8	15:20'51.289
3	29.026	39.476	34.472	1'14.524	2'57.498	180,4	15:23'48.787
4	32.742	40.811	35.787	26.415	2'15.755	167,0	15:26'04.542
5	29.947	40.461	35.290	26.253	2'11.951	174,6	15:28'16.493
6	29.880	40.419	35.152	26.210	2'11.661	174,3	15:30'28.154
7	29.750	40.147	35.002	25.907	2'10.806	174,0	15:32'38.960
8	29.658	39.840	35.084	26.139	2'10.721	176,9	15:34'49.681
9	29.792	39.797	35.000	26.115	2'10.704	175,4	15:37'00.385
10	29.623	39.648	34.722	26.198	2'10.191	176,0	15:39'10.576
11	29.578	39.733	34.845	25.893	2'10.049	174,9	15:41'20.625
Race Time 24'49.655							

21° 60 G. SCONZA (2'11.130)							
Lap	Seg.1	Seg.2	Seg.3	Seg.4	Lap Time	km/h	Local Time
1		41.202	37.710	26.660	2'15.743	154,4	15:18'46.713
2	29.687	39.695	35.359	26.389	2'11.130	178,6	15:20'57.843
3	29.604	40.328	35.416	26.302	2'11.650	180,7	15:23'09.493
4	30.226	40.163	35.110	26.668	2'12.167	171,8	15:25'21.660
5	29.593	40.043	35.257	26.277	2'11.170	180,1	15:27'32.830
6	29.816	39.747	35.277	1'10.868	2'55.708	176,9	15:30'28.538
7	32.479	40.715	35.701	26.638	2'15.533	169,7	15:32'44.071
8	30.121	40.303	35.496	26.377	2'12.297	172,9	15:34'56.368
9	30.161	40.329	35.331	26.289	2'12.110	174,0	15:37'08.478
10	30.042	39.843	35.313	26.362	2'11.560	172,6	15:39'20.038
11	30.148	39.779	35.494	26.496	2'11.917	171,3	15:41'31.955
Race Time 25'00.985							

RET 22 N. KALININ (2'09.109)							
Lap	Seg.1	Seg.2	Seg.3	Seg.4	Lap Time	km/h	Local Time
1		40.428	34.849	26.038	2'12.003	164,5	15:18'42.973
2	29.354	39.321	34.483	25.951	2'09.109	186,0	15:20'52.082
3	28.495	39.466	34.453	26.757	2'09.171	185,7	15:23'01.253
4	29.389	39.580	34.709	25.966	2'09.644	179,2	15:25'10.897
5	28.926	39.535	34.817	25.923	2'09.201	184,1	15:27'20.098
6	28.975	39.852	34.570	25.892	2'09.289	178,3	15:29'29.387
7	28.913	39.805	34.777	26.098	2'09.593	185,1	15:31'38.980
8	28.871	39.521	35.259	57.106	2'40.757P	188,0	15:34'19.737
Race Time 17'48.767							

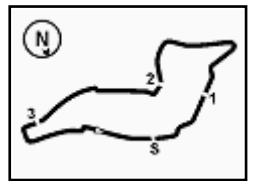
RET 99 F. GOMEZ (2'08.804)							
Lap	Seg.1	Seg.2	Seg.3	Seg.4	Lap Time	km/h	Local Time
1		39.997	34.617	25.642	2'09.162	152,2	15:18'40.132
2	29.431	39.428	34.493	25.699	2'09.051	175,7	15:20'49.183
3	29.318	39.195	34.451	25.840	2'08.804	179,5	15:22'57.987
Race Time 6'27.017							

11/05/2019 P = Pits In/Out - C = Lap Time Cancelled

These data/results cannot be reproduced, stored and/or transmitted in whole or in part by any manner of electronic, mechanical, photocopying, recording, broadcasting or otherwise now known or herein after developed without the previous express consent by the copyright owner, except for reproduction in daily press and regular printed publications on sale to the public within 60 days of the event related to those data/results and always provided that copyright symbol appears together as follows below.

© DORNA WSBK ORGANIZATION Srl 2019





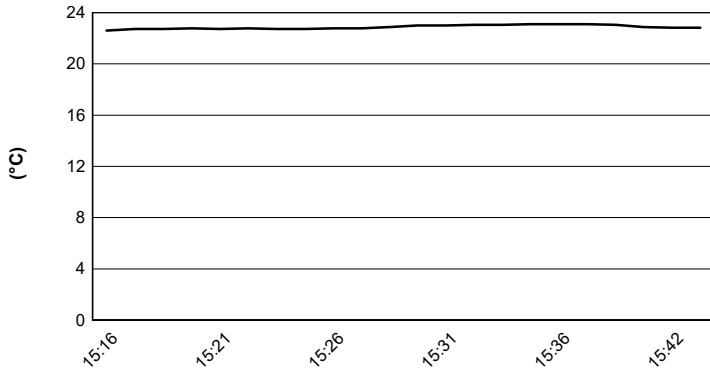
Imola Circuit 4.936 m

Pirelli Italian Round, 10-12 May 2019

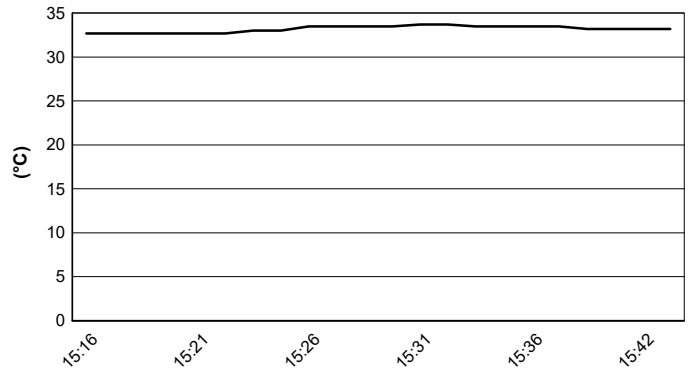
Weather Report Last Chance Race

Session started 15:17 - Session ended 15:44

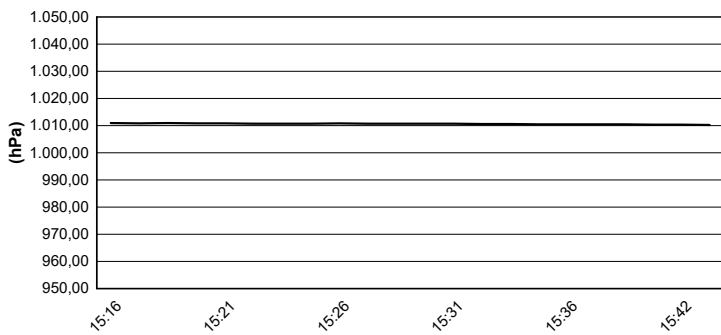
Air Temperature



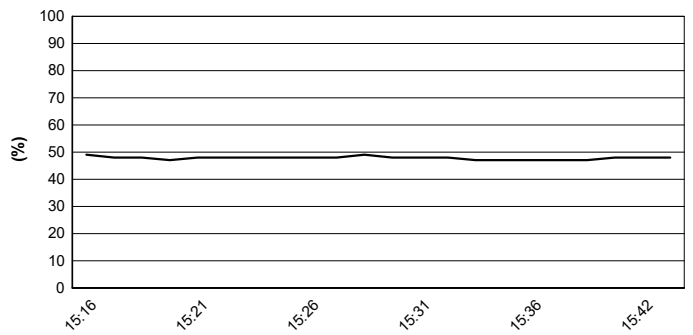
Track Temperature



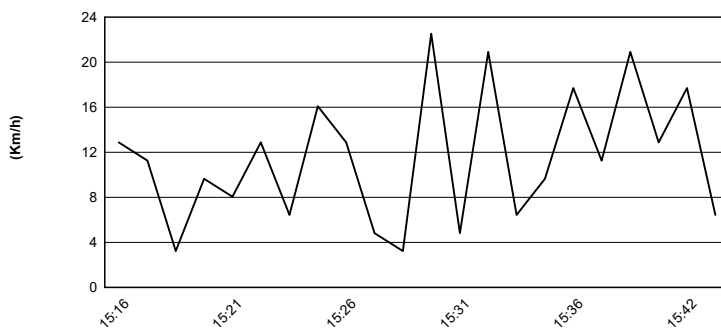
Air Pressure



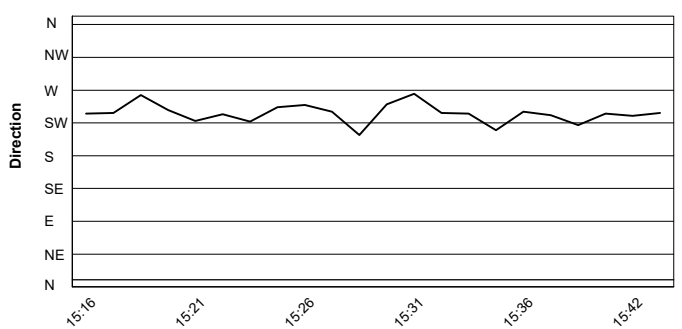
Humidity



Wind Speed



Wind Direction

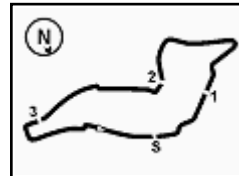


11/05/2019

These data/results cannot be reproduced, stored and/or transmitted in whole or in part by any manner of electronic, mechanical, photocopying, recording, broadcasting or otherwise now known or herein after developed without the previous express consent by the copyright owner, except for reproduction in daily press and regular printed publications on sale to the public within 60 days of the event related to those data/results and always provided that copyright symbol appears together as follows below.

© DORNA WSBK ORGANIZATION Srl 2019





Imola Circuit 4.936 m

Pirelli Italian Round, 10-12 May 2019

Provisional Starting Grid

11 Laps x 4,936 km = 54,296 km

1	8 PEREZ M. Kawasaki 2'06.351	2	64 DE CANCELLIS H. Yamaha 2'06.670	3	1 CARRASCO A. Kawasaki 2'06.754
2	4 88 IERACI B. Kawasaki 2'06.804	5	47 HERNANDEZ MOYANO Yamaha 2'07.043	6	41 JAHNIG J. KTM 2'07.049
3	7 25 VERDOIA A. Yamaha 2'07.076	8	18 GONZALEZ M. Kawasaki 2'07.089	9	95 DEROUE S. Kawasaki 2'07.095
4	10 42 GARCIA M. Kawasaki 2'07.147	11	85 SABATUCCI K. Yamaha 2'07.150	12	6 SCHOTMAN R. Kawasaki 2'07.229
5	13 69 BUIS J. Kawasaki 2'07.341	14	36 NEILA B. Yamaha 2'07.594	15	72 STEEMAN V. KTM 2'07.627
6	16 55 HENDRA PRATAMA G Yamaha 2'07.672	17*	28 BONOLI O. Yamaha 2'07.428	18	14 DE LA VEGA E. Kawasaki 2'07.788
7	19 65 FACCO J. Yamaha 2'07.827	20	78 FORAY J. Kawasaki 2'07.853	21	4 VOCINO E. Yamaha 2'07.876
8	22 71 EDWARDS T. Kawasaki 2'07.886	23	97 KAPPLER M. KTM 2'08.117	24	7 KAWAKAMI T. Yamaha 2'08.322
9	25 17 MEUFFELS K. KTM 2'08.381	26	15 BASTIANELLI M. Kawasaki 2'08.507	27	27 ROVELLI F. Kawasaki 2'08.647
10	28 66 OTTEN D. Kawasaki 2'08.650	29	3 PEDENEAU M. Yamaha 2'08.685	30	24 BERTE M. Yamaha 2'08.865
11	31 21 SANCHEZ B. Kawasaki	32	52 KÖNIG O. Kawasaki	33	20 LOUREIRO D. Kawasaki
12	34 13 IOZZO D. Kawasaki	35	91 MORA G. Yamaha	36	2 DOTI L. KTM

11/05/2019 The Race Director

* = Penalized

These data/results cannot be reproduced, stored and/or transmitted in whole or in part by any manner of electronic, mechanical, photocopying, recording, broadcasting or otherwise now known or herein after developed without the previous express consent by the copyright owner, except for reproduction in daily press and regular printed publications on sale to the public within 60 days of the event related to those data/results and always provided that copyright symbol appears together as follows below.

© DORNA WSBK ORGANIZATION Srl 2019

