

Pirelli Italian Round, 10-12 May 2019

Free Practices Combined Results Gr.A after FP2

Imola Circuit 4.936 m

No.	Rider	Nat	Team	Bike	Class	FP1	FP2	FP3	Time	Gap	Rel.	Avg	LL
1	42 M. GARCIA	ESP	DS Junior Team	Kawasaki Ninja 400	A	2'09.167	2'07.028		2'07.028			139,887	22
2	8 M. PEREZ	ESP	Scuderia Maranga Racing	Kawasaki Ninja 400	A	2'08.634	2'07.297		2'07.297	0.269	0.269	139,592	22
3	64 H. DE CANCELLIS	FRA	Team Trasimeno Yamaha	Yamaha YZF-R3	A	2'09.931	2'07.385		2'07.385	0.357	0.088	139,495	26
4	55 G. HENDRA PRATAMA	INA	Semakin Di Depan Biblion Motoxrcing	Yamaha YZF-R3	A	2'09.619	2'07.470		2'07.470	0.442	0.085	139,402	23
5	41 J. JAHNIG	GER	Freudenberg KTM Junior Team	KTM RC 390 R	A	2'09.750	2'07.749		2'07.749	0.721	0.279	139,098	18
6	6 R. SCHOTMAN	NED	Kawasaki MOTOPOST	Kawasaki Ninja 400	A	2'09.783	2'07.901		2'07.901	0.873	0.152	138,932	20
7	1 A. CARRASCO	ESP	Kawasaki Provec WorldSSP300	Kawasaki Ninja 400	A	2'09.674	2'07.926		2'07.926	0.898	0.025	138,905	23
8	18 M. GONZALEZ	ESP	Kawasaki ParkinGO Team	Kawasaki Ninja 400	A	2'08.886	2'07.937		2'07.937	0.909	0.011	138,893	24
9	15 M. BASTIANELLI	ITA	Prodina IRCOS Kawasaki	Kawasaki Ninja 400	A	2'10.803	2'07.950		2'07.950	0.922	0.013	138,879	25
10	66 D. OTTEN	NED	MTM Racing Team	Kawasaki Ninja 400	A	2'10.364	2'08.195		2'08.195	1.167	0.245	138,614	22
11	22 N. KALININ	UKR	Nutec - RT Motorsports by SKM - Kawasaki	Kawasaki Ninja 400	A	2'08.996	2'08.269		2'08.269	1.241	0.074	138,534	24
12	28 O. BONOLI	ITA	Team Trasimeno Yamaha	Yamaha YZF-R3	A	2'09.387	2'08.399		2'08.399	1.371	0.130	138,394	24
13	16 M. LUNA BAYEN	ESP	Kawasaki GP Project	Kawasaki Ninja 400	A	2'09.947	2'08.602		2'08.602	1.574	0.203	138,175	28
14	71 T. EDWARDS	AUS	Kawasaki ParkinGO Team	Kawasaki Ninja 400	A	2'09.692	2'08.648		2'08.648	1.620	0.046	138,126	23
15	13 D. IOZZO	RSA	Nutec - RT Motorsports by SKM - Kawasaki	Kawasaki Ninja 400	A	2'10.148	2'08.884		2'08.884	1.856	0.236	137,873	24
16	7 T. KAWAKAMI	BRA	BCD Yamaha MS Racing	Yamaha YZF-R3	A	2'13.769	2'09.015		2'09.015	1.987	0.131	137,733	15
17	4 E. VOCINO	ITA	2R Racing Team	Yamaha YZF-R3	A	2'10.282	2'09.233		2'09.233	2.205	0.218	137,500	21
18	47 F. HERNANDEZ MOYANO	ESP	BCD Yamaha MS Racing	Yamaha YZF-R3	A	2'10.108	2'09.244		2'09.244	2.216	0.011	137,489	24
19	52 O. KÖNIG	CZE	ACCR Czech Talent Team - Willi Race	Kawasaki Ninja 400	A	2'10.655	2'09.358		2'09.358	2.330	0.114	137,368	24
20	2 L. DOTI	SUI	A.S.D. Team Runner Bike	KTM RC 390 R	A	2'12.226	2'09.721		2'09.721	2.693	0.363	136,983	20
21	91 G. MORA	ITA	AG Motorsport Italia Yamaha	Yamaha YZF-R3	A	2'13.125	2'09.894		2'09.894	2.866	0.173	136,801	22
22	17 K. MEUFFELS	NED	Freudenberg KTM WorldSSP Team	KTM RC 390 R	A	2'10.344	2'09.928		2'09.928	2.900	0.034	136,765	21
23	11 K. ARDUINI	ITA	2R Racing Team	Kawasaki Ninja 400	A	2'12.713	2'10.716		2'10.716	3.688	0.788	135,941	20
24	33 K. HARTMANN	FRA	Team MHP Racing-Patrick Pons	Yamaha YZF-R3	A	2'13.902	2'12.369		2'12.369	5.341	1.653	134,243	21
25	23 P. GIACOMINI	ITA	Kawasaki GP Project	Kawasaki Ninja 400	A	2'13.748	2'12.584		2'12.584	5.556	0.215	134,025	24
26	19 B. MOLINA	CHI	Terra e Moto	Yamaha YZF-R3	A	2'15.506	2'12.813		2'12.813	5.785	0.229	133,794	26
27	9 S. NAUD	FRA	Flembo Leader Team	Kawasaki Ninja 400	A	2'16.299	2'14.930		2'14.930	7.902	2.117	131,695	25
28	84 K. ALOISI	ITA	DS Junior Team	Kawasaki Ninja 400	A	2'16.361	2'14.966		2'14.966	7.938	0.036	131,660	20

Top 3 Average Time: 2'07.236

10/05/2019

These data/results cannot be reproduced, stored and/or transmitted in whole or in part by any manner of electronic, mechanical, photocopying, recording, broadcasting or otherwise now known or herein after developed without the previous express consent by the copyright owner, except for reproduction in daily press and regular printed publications on sale to the public within 60 days of the event related to those data/results and always provided that copyright symbol appears together as follows below.

© DORNA WSBK ORGANIZATION Srl 2019



Official Fuel Supplier

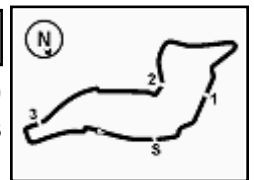


FKR PERUGIA TIMING

Official Tyre Supplier



Official Timekeeper



Pirelli Italian Round, 10-12 May 2019

Results Free Practice 2nd Session Gr.A

No.	Rider	Nat	Team	Bike	Class	Time	Gap	Rel.	Laps	Speed	
										Avg	Max
1	42 M. GARCIA	ESP	DS Junior Team	Kawasaki Ninja 400	A	2'07.028			12	139,887	190,9
2	8 M. PEREZ	ESP	Scuderia Maranga Racing	Kawasaki Ninja 400	A	2'07.297	0.269	0.269	11	139,592	185,4
3	64 H. DE CANCELLIS	FRA	Team Trasimeno Yamaha	Yamaha YZF-R3	A	2'07.385	0.357	0.088	13	139,495	190,3
4	55 G. HENDRA PRATAMA	INA	Semakin Di Depan Biblion Motoxrcing	Yamaha YZF-R3	A	2'07.470	0.442	0.085	11	139,402	190,9
5	41 J. JAHNIG	GER	Freudenberg KTM Junior Team	KTM RC 390 R	A	2'07.749	0.721	0.279	13	139,098	189,3
6	6 R. SCHOTMAN	NED	Kawasaki MOTOPOST	Kawasaki Ninja 400	A	2'07.901	0.873	0.152	10	138,932	188,9
7	1 A. CARRASCO	ESP	Kawasaki Provec WorldSSP300	Kawasaki Ninja 400	A	2'07.926	0.898	0.025	12	138,905	189,3
8	18 M. GONZALEZ	ESP	Kawasaki ParkinGO Team	Kawasaki Ninja 400	A	2'07.937	0.909	0.011	12	138,893	190,6
9	15 M. BASTIANELLI	ITA	Prodina IRCOS Kawasaki	Kawasaki Ninja 400	A	2'07.950	0.922	0.013	13	138,879	188,6
10	66 D. OTTEN	NED	MTM Racing Team	Kawasaki Ninja 400	A	2'08.195	1.167	0.245	12	138,614	188,3
11	22 N. KALININ	UKR	Nutec - RT Motorsports by SKM - Kawasaki	Kawasaki Ninja 400	A	2'08.269	1.241	0.074	13	138,534	189,9
12	28 O. BONOLI	ITA	Team Trasimeno Yamaha	Yamaha YZF-R3	A	2'08.399	1.371	0.130	12	138,394	188,9
13	16 M. LUNA BAYEN	ESP	Kawasaki GP Project	Kawasaki Ninja 400	A	2'08.602	1.574	0.203	14	138,175	192,0
14	71 T. EDWARDS	AUS	Kawasaki ParkinGO Team	Kawasaki Ninja 400	A	2'08.648	1.620	0.046	12	138,126	190,9
15	13 D. IOZZO	RSA	Nutec - RT Motorsports by SKM - Kawasaki	Kawasaki Ninja 400	A	2'08.884	1.856	0.236	13	137,873	189,3
16	7 T. KAWAKAMI	BRA	BCD Yamaha MS Racing	Yamaha YZF-R3	A	2'09.015	1.987	0.131	13	137,733	182,6
17	4 E. VOCINO	ITA	2R Racing Team	Yamaha YZF-R3	A	2'09.233	2.205	0.218	12	137,500	188,9
18	47 F. HERNANDEZ MOYANO	ESP	BCD Yamaha MS Racing	Yamaha YZF-R3	A	2'09.244	2.216	0.011	12	137,489	192,6
19	52 O. KÖNIG	CZE	ACCR Czech Talent Team - Willi Race	Kawasaki Ninja 400	A	2'09.358	2.330	0.114	11	137,368	187,0
20	2 L. DOTI	SUI	A.S.D. Team Runner Bike	KTM RC 390 R	A	2'09.721	2.693	0.363	10	136,983	183,8
21	91 G. MORA	ITA	AG Motorsport Italia Yamaha	Yamaha YZF-R3	A	2'09.894	2.866	0.173	11	136,801	184,1
22	17 K. MEUFFELS	NED	Freudenberg KTM WorldSSP Team	KTM RC 390 R	A	2'09.928	2.900	0.034	7	136,765	192,0
23	11 K. ARDUINI	ITA	2R Racing Team	Kawasaki Ninja 400	A	2'10.716	3.688	0.788	11	135,941	184,7
24	33 K. HARTMANN	FRA	Team MHP Racing-Patrick Pons	Yamaha YZF-R3	A	2'12.369	5.341	1.653	11	134,243	188,0
25	23 P. GIACOMINI	ITA	Kawasaki GP Project	Kawasaki Ninja 400	A	2'12.584	5.556	0.215	12	134,025	182,6
26	19 B. MOLINA	CHI	Terra e Moto	Yamaha YZF-R3	A	2'12.813	5.785	0.229	13	133,794	183,2
27	9 S. NAUD	FRA	Flembo Leader Team	Kawasaki Ninja 400	A	2'14.930	7.902	2.117	13	131,695	185,1
28	84 K. ALOISI	ITA	DS Junior Team	Kawasaki Ninja 400	A	2'14.966	7.938	0.036	10	131,660	178,9

Qualifying Lap Time (107% of 2'07.028): 2'15.921

AIR	Humidity:	45%	Temp:	22°C
TRACK	Condition:	Dry	Temp:	36°C

Records	Pole (SP2)	2018 A.Carrasco	2'07.076	139,830	Km/h
	Race (RC)	2018 M.Herrera	2'08.200	138,610	Km/h
	All Times (SP2)	2018 A.Carrasco	2'07.076	139,830	Km/h

Start 10/05/2019 13:30 End 14:02 The results are provisional until the end of the time limit for protests and appeals and the completion of the technical checks.

These data/results cannot be reproduced, stored and/or transmitted in whole or in part by any manner of electronic, mechanical, photocopying, recording, broadcasting or otherwise now known or herein after developed without the previous express consent by the copyright owner, except for reproduction in daily press and regular printed publications on sale to the public within 60 days of the event related to those data/results and always provided that copyright symbol appears together as follows below.

© DORNA WSBK ORGANIZATION Srl 2019



Official Fuel Supplier

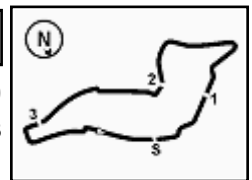


PIRELLI PERUGIA TIMING

Official Tyre Supplier



Official Timekeeper


Pirelli Italian Round, 10-12 May 2019
Results Free Practice 2nd Session Gr.A
Session Highlights

Local Time	No. Rider	Description
13.30.00		Start
13.32.59	9 S. NAUD	Current Lap Cancelled - Exceeded Track Limits - Turn 21
13.35.21	23 P. GIACOMINI	Current Lap Cancelled - Exceeded Track Limits - Turn 21
13.35.27	66 D. OTTEN	Crashed - Turn 22
13.36.28	7 T. KAWAKAMI	Lap Cancelled (2'13.592) - Exceeded Track Limits - Turn 22
13.36.47	66 D. OTTEN	Re-joined
13.37.02	28 O. BONOLI	Lap Cancelled (2'09.807) - Exceeded Track Limits - Turn 22
13.38.00	28 O. BONOLI	Lap Cancelled (2'08.806) - Exceeded Track Limits - Turn 22
13.39.15	23 P. GIACOMINI	Current Lap Cancelled - Exceeded Track Limits - Turn 12
13.41.49	64 H. DE CANCELLIS	Current Lap Cancelled - Exceeded Track Limits - Turn 12
13.43.05	7 T. KAWAKAMI	BLACK FLAG - Technical Reason
13.43.45	71 T. EDWARDS	Current Lap Cancelled - Exceeded Track Limits - Turn 12
13.44.25	13 D. IOZZO	Lap Cancelled (2'09.227) - Exceeded Track Limits - Turn 22
13.44.51	7 T. KAWAKAMI	Allowed to continue the practice
13.48.09	17 K. MEUFFELS	Technical Problem - Turn 12
13.49.00	55 G. HENDRA PRATAMA	On the Gravel - Re-Joined - Turn 2
13.52.43	11 K. ARDUINI	Current Lap Cancelled - Exceeded Track Limits - Turn 21
13.54.10	52 O. KÖNIG	On the Gravel - Re-Joined - Turn 11
13.54.58	33 K. HARTMANN	Current Lap Cancelled - Exceeded Track Limits - Turn 21
13.56.03	4 E. VOCINO	Current Lap Cancelled - Exceeded Track Limits - Turn 21
13.56.46	15 M. BASTIANELLI	On Asphalt - Re-Joined - Turn 12
13.58.46	52 O. KÖNIG	Current Lap Cancelled - Exceeded Track Limits - Turn 12
14.00.06	55 G. HENDRA PRATAMA	On the Gravel - Re-Joined - Turn 22
14.01.15	23 P. GIACOMINI	Current Lap Cancelled - Exceeded Track Limits - Turn 21
14.02.32		End Of Session

Fastest Laps Sequence

No.	Rider	Nat	Team	Bike	Local Time	Time	Gap	Avg
42	M. GARCIA	ESP	DS Junior Team	Kawasaki Ninja 400	13:34'47.970	2'10.768		135,886
8	M. PEREZ	ESP	Scuderia Maranga Racing	Kawasaki Ninja 400	13:35'14.585	2'09.182	-1.586	137,555
55	G. HENDRA PRATAMA	INA	Semakin Di Depan Biblion Motoxrcing	Yamaha YZF-R3	13:37'38.868	2'08.708	-0.474	138,061
18	M. GONZALEZ	ESP	Kawasaki ParkinGO Team	Kawasaki Ninja 400	13:37'40.607	2'08.647	-0.061	138,127
55	G. HENDRA PRATAMA	INA	Semakin Di Depan Biblion Motoxrcing	Yamaha YZF-R3	13:39'46.933	2'08.065	-0.582	138,755
6	R. SCHOTMAN	NED	Kawasaki MOTOPOINT	Kawasaki Ninja 400	13:41'55.245	2'07.901	-0.164	138,932
55	G. HENDRA PRATAMA	INA	Semakin Di Depan Biblion Motoxrcing	Yamaha YZF-R3	13:46'12.498	2'07.470	-0.431	139,402
8	M. PEREZ	ESP	Scuderia Maranga Racing	Kawasaki Ninja 400	13:59'31.694	2'07.297	-0.173	139,592
42	M. GARCIA	ESP	DS Junior Team	Kawasaki Ninja 400	13:59'33.334	2'07.028	-0.269	139,887

Start 13:30 End 14:02 The results are provisional until the end of the time limit for protests and appeals and the completion of the technical checks.

These data/results cannot be reproduced, stored and/or transmitted in whole or in part by any manner of electronic, mechanical, photocopying, recording, broadcasting or otherwise now known or herein after developed without the previous express consent by the copyright owner, except for reproduction in daily press and regular printed publications on sale to the public within 60 days of the event related to those data/results and always provided that copyright symbol appears together as follows below.

© DORNA WSBK ORGANIZATION Srl 2019



Pirelli Italian Round, 10-12 May 2019
Best Sectors & Speed Free Practice 2nd Session Gr.A

BEST LAP			
1	42 M. GARCIA	Kawasaki Ninja 400	2'07.028
2	8 M. PEREZ	Kawasaki Ninja 400	2'07.297
3	64 H. DE CANCELLIS	Yamaha YZF-R3	2'07.385
4	55 G. HENDRA PRATAMA	Yamaha YZF-R3	2'07.470
5	41 J. JAHNIG	KTM RC 390 R	2'07.749
6	6 R. SCHOTMAN	Kawasaki Ninja 400	2'07.901
7	1 A. CARRASCO	Kawasaki Ninja 400	2'07.926
8	18 M. GONZALEZ	Kawasaki Ninja 400	2'07.937
9	15 M. BASTIANELLI	Kawasaki Ninja 400	2'07.950
10	66 D. OTTEN	Kawasaki Ninja 400	2'08.195
11	22 N. KALININ	Kawasaki Ninja 400	2'08.269
12	28 O. BONOLI	Yamaha YZF-R3	2'08.399
13	16 M. LUNA BAYEN	Kawasaki Ninja 400	2'08.602
14	71 T. EDWARDS	Kawasaki Ninja 400	2'08.648
15	13 D. IOZZO	Kawasaki Ninja 400	2'08.884
16	7 T. KAWAKAMI	Yamaha YZF-R3	2'09.015
17	4 E. VOCINO	Yamaha YZF-R3	2'09.233
18	47 F. HERNANDEZ MOYANO	Yamaha YZF-R3	2'09.244
19	52 O. KÖNIG	Kawasaki Ninja 400	2'09.358
20	2 L. DOTI	KTM RC 390 R	2'09.721
21	91 G. MORA	Yamaha YZF-R3	2'09.894
22	17 K. MEUFFELS	KTM RC 390 R	2'09.928
23	11 K. ARDUINI	Kawasaki Ninja 400	2'10.716
24	33 K. HARTMANN	Yamaha YZF-R3	2'12.369
25	23 P. GIACOMINI	Kawasaki Ninja 400	2'12.584
26	19 B. MOLINA	Yamaha YZF-R3	2'12.813
27	9 S. NAUD	Kawasaki Ninja 400	2'14.930
28	84 K. ALOISI	Kawasaki Ninja 400	2'14.966

SPEED			
1	47 F. HERNANDEZ MOYANO	Yamaha YZF-R3	192,6
2	17 K. MEUFFELS	KTM RC 390 R	192,0
3	16 M. LUNA BAYEN	Kawasaki Ninja 400	192,0
4	55 G. HENDRA PRATAMA	Yamaha YZF-R3	190,9
5	42 M. GARCIA	Kawasaki Ninja 400	190,9
6	71 T. EDWARDS	Kawasaki Ninja 400	190,9
7	18 M. GONZALEZ	Kawasaki Ninja 400	190,6
8	64 H. DE CANCELLIS	Yamaha YZF-R3	190,3
9	22 N. KALININ	Kawasaki Ninja 400	189,9
10	13 D. IOZZO	Kawasaki Ninja 400	189,3
11	41 J. JAHNIG	KTM RC 390 R	189,3
12	1 A. CARRASCO	Kawasaki Ninja 400	189,3
13	28 O. BONOLI	Yamaha YZF-R3	188,9
14	6 R. SCHOTMAN	Kawasaki Ninja 400	188,9
15	4 E. VOCINO	Yamaha YZF-R3	188,9
16	15 M. BASTIANELLI	Kawasaki Ninja 400	188,6
17	66 D. OTTEN	Kawasaki Ninja 400	188,3
18	33 K. HARTMANN	Yamaha YZF-R3	188,0
19	52 O. KÖNIG	Kawasaki Ninja 400	187,0
20	8 M. PEREZ	Kawasaki Ninja 400	185,4
21	9 S. NAUD	Kawasaki Ninja 400	185,1
22	11 K. ARDUINI	Kawasaki Ninja 400	184,7
23	91 G. MORA	Yamaha YZF-R3	184,1
24	2 L. DOTI	KTM RC 390 R	183,8
25	19 B. MOLINA	Yamaha YZF-R3	183,2
26	23 P. GIACOMINI	Kawasaki Ninja 400	182,6
27	7 T. KAWAKAMI	Yamaha YZF-R3	182,6
28	84 K. ALOISI	Kawasaki Ninja 400	178,9

SEG. 1			SEG. 2			SEG. 3			SEG. 4		
1	18 M. GONZALEZ	28.217	1	8 M. PEREZ	38.760	1	64 H. DE CANCELLIS	34.186	1	55 G. HENDRA PRATAMA	25.432
2	41 J. JAHNIG	28.269	2	42 M. GARCIA	38.804	2	42 M. GARCIA	34.235	2	42 M. GARCIA	25.522
3	42 M. GARCIA	28.277	3	55 G. HENDRA PRATAMA	38.926	3	8 M. PEREZ	34.291	3	22 N. KALININ	25.549
4	1 A. CARRASCO	28.298	4	1 A. CARRASCO	38.970	4	1 A. CARRASCO	34.315	4	8 M. PEREZ	25.567
5	64 H. DE CANCELLIS	28.361	5	64 H. DE CANCELLIS	39.012	5	28 O. BONOLI	34.338	5	64 H. DE CANCELLIS	25.596
6	22 N. KALININ	28.429	6	15 M. BASTIANELLI	39.050	6	41 J. JAHNIG	34.377	6	28 O. BONOLI	25.597
7	6 R. SCHOTMAN	28.448	7	41 J. JAHNIG	39.099	7	55 G. HENDRA PRATAMA	34.458	7	66 D. OTTEN	25.628
8	71 T. EDWARDS	28.465	8	6 R. SCHOTMAN	39.161	8	6 R. SCHOTMAN	34.461	8	18 M. GONZALEZ	25.631
9	28 O. BONOLI	28.471	9	18 M. GONZALEZ	39.192	9	18 M. GONZALEZ	34.478	9	15 M. BASTIANELLI	25.631
10	55 G. HENDRA PRATAMA	28.496	10	7 T. KAWAKAMI	39.206	10	15 M. BASTIANELLI	34.510	10	7 T. KAWAKAMI	25.681
11	15 M. BASTIANELLI	28.505	11	28 O. BONOLI	39.216	11	22 N. KALININ	34.567	11	71 T. EDWARDS	25.711
12	16 M. LUNA BAYEN	28.525	12	66 D. OTTEN	39.331	12	71 T. EDWARDS	34.616	12	13 D. IOZZO	25.714
13	66 D. OTTEN	28.567	13	71 T. EDWARDS	39.343	13	16 M. LUNA BAYEN	34.632	13	1 A. CARRASCO	25.717
14	8 M. PEREZ	28.640	14	22 N. KALININ	39.373	14	66 D. OTTEN	34.669	14	6 R. SCHOTMAN	25.779
15	13 D. IOZZO	28.665	15	17 K. MEUFFELS	39.418	15	47 F. HERNANDEZ MOYAN	34.741	15	41 J. JAHNIG	25.802
16	4 E. VOCINO	28.669	16	4 E. VOCINO	39.419	16	13 D. IOZZO	34.820	16	52 O. KÖNIG	25.811
17	47 F. HERNANDEZ MOYAN	28.711	17	16 M. LUNA BAYEN	39.468	17	4 E. VOCINO	34.845	17	47 F. HERNANDEZ MOYAN	25.826
18	17 K. MEUFFELS	28.760	18	13 D. IOZZO	39.475	18	91 G. MORA	34.861	18	4 E. VOCINO	25.856
19	52 O. KÖNIG	28.917	19	47 F. HERNANDEZ MOYAN	39.503	19	7 T. KAWAKAMI	34.889	19	16 M. LUNA BAYEN	25.874
20	2 L. DOTI	28.941	20	91 G. MORA	39.581	20	52 O. KÖNIG	34.909	20	91 G. MORA	25.912
21	91 G. MORA	29.031	21	2 L. DOTI	39.615	21	17 K. MEUFFELS	34.929	21	2 L. DOTI	25.959
22	7 T. KAWAKAMI	29.118	22	52 O. KÖNIG	39.721	22	2 L. DOTI	35.035	22	17 K. MEUFFELS	26.088
23	11 K. ARDUINI	29.302	23	11 K. ARDUINI	39.727	23	11 K. ARDUINI	35.248	23	11 K. ARDUINI	26.127
24	33 K. HARTMANN	29.330	24	33 K. HARTMANN	40.225	24	23 P. GIACOMINI	35.439	24	23 P. GIACOMINI	26.539
25	23 P. GIACOMINI	29.520	25	23 P. GIACOMINI	40.592	25	33 K. HARTMANN	35.445	25	19 B. MOLINA	26.646
26	19 B. MOLINA	29.704	26	19 B. MOLINA	40.662	26	19 B. MOLINA	35.652	26	33 K. HARTMANN	26.674
27	9 S. NAUD	29.957	27	9 S. NAUD	41.351	27	84 K. ALOISI	36.059	27	84 K. ALOISI	26.684
28	84 K. ALOISI	30.153	28	84 K. ALOISI	41.512	28	9 S. NAUD	36.378	28	9 S. NAUD	27.186

10/05/2019

These data/results cannot be reproduced, stored and/or transmitted in whole or in part by any manner of electronic, mechanical, photocopying, recording, broadcasting or otherwise now known or herein after developed without the previous express consent by the copyright owner, except for reproduction in daily press and regular printed publications on sale to the public within 60 days of the event related to those data/results and always provided that copyright symbol appears together as follows below.

© DORNA WSBK ORGANIZATION Srl 2019



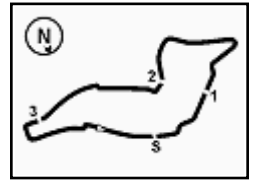
Official Fuel Supplier



Official Tyre Supplier



Official Timekeeper



Pirelli Italian Round, 10-12 May 2019

Ideal Times Free Practice 2nd Session Gr.A

Imola Circuit 4.936 m

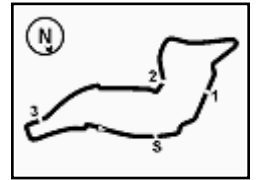
No.	Rider	Nat	Bike	Seg. 1	Seg. 2	Seg. 3	Seg. 4	Ideal Time		
				Diff. 1	Diff. 2	Diff. 3	Diff. 4	Best Lap	Pos.	Diff.
1	42 M. GARCIA	ESP	Kawasaki Ninja 400	28.277 +0.190	38.804	34.235	25.522	2'06.838 2'07.028	1	0.190
2	64 H. DE CANCELLIS	FRA	Yamaha YZF-R3	28.361	39.012 +0.230	34.186	25.596	2'07.155 2'07.385	3	0.230
3	8 M. PEREZ	ESP	Kawasaki Ninja 400	28.640	38.760	34.291	25.567 +0.039	2'07.258 2'07.297	2	0.039
4	1 A. CARRASCO	ESP	Kawasaki Ninja 400	28.298 +0.339	38.970 +0.187	34.315 +0.100	25.717	2'07.300 2'07.926	7	0.626
5	55 G. HENDRA PRATAMA	INA	Yamaha YZF-R3	28.496	38.926	34.458 +0.020	25.432 +0.138	2'07.312 2'07.470	4	0.158
6	18 M. GONZALEZ	ESP	Kawasaki Ninja 400	28.217	39.192 +0.280	34.478 +0.139	25.631	2'07.518 2'07.937	8	0.419
7	41 J. JAHNIG	GER	KTM RC 390 R	28.269	39.099	34.377 +0.159	25.802 +0.043	2'07.547 2'07.749	5	0.202
8	28 O. BONOLI	ITA	Yamaha YZF-R3	28.471	39.216 +0.777	34.338	25.597	2'07.622 2'08.399	12	0.777
9	15 M. BASTIANELLI	ITA	Kawasaki Ninja 400	28.505	39.050 +0.065	34.510 +0.189	25.631	2'07.696 2'07.950	9	0.254
10	6 R. SCHOTMAN	NED	Kawasaki Ninja 400	28.448	39.161 +0.051	34.461 +0.001	25.779	2'07.849 2'07.901	6	0.052
11	22 N. KALININ	UKR	Kawasaki Ninja 400	28.429	39.373 +0.128	34.567 +0.050	25.549 +0.173	2'07.918 2'08.269	11	0.351
12	71 T. EDWARDS	AUS	Kawasaki Ninja 400	28.465 +0.162	39.343 +0.270	34.616	25.711 +0.081	2'08.135 2'08.648	14	0.513
13	66 D. OTTEN	NED	Kawasaki Ninja 400	28.567	39.331	34.669	25.628	2'08.195 2'08.195	10	
14	16 M. LUNA BAYEN	ESP	Kawasaki Ninja 400	28.525 +0.044	39.468 +0.037	34.632	25.874 +0.022	2'08.499 2'08.602	13	0.103
15	13 D. IOZZO	RSA	Kawasaki Ninja 400	28.665 +0.121	39.475 +0.040	34.820 +0.049	25.714	2'08.674 2'08.884	15	0.210
16	47 F. HERNANDEZ MOYA	ESP	Yamaha YZF-R3	28.711 +0.234	39.503 +0.188	34.741	25.826 +0.041	2'08.781 2'09.244	18	0.463
17	4 E. VOCINO	ITA	Yamaha YZF-R3	28.669	39.419 +0.247	34.845	25.856 +0.197	2'08.789 2'09.233	17	0.444
18	7 T. KAWAKAMI	BRA	Yamaha YZF-R3	29.118	39.206 +0.121	34.889	25.681	2'08.894 2'09.015	16	0.121
19	17 K. MEUFFELS	NED	KTM RC 390 R	28.760 +0.255	39.418	34.929 +0.478	26.088	2'09.195 2'09.928	22	0.733
20	52 O. KÖNIG	CZE	Kawasaki Ninja 400	28.917	39.721	34.909	25.811	2'09.358 2'09.358	19	
21	91 G. MORA	ITA	Yamaha YZF-R3	29.031 +0.002	39.581 +0.136	34.861	25.912 +0.371	2'09.385 2'09.894	21	0.509
22	2 L. DOTI	SUI	KTM RC 390 R	28.941	39.615	35.035 +0.171	25.959	2'09.550 2'09.721	20	0.171
23	11 K. ARDUINI	ITA	Kawasaki Ninja 400	29.302	39.727	35.248 +0.046	26.127 +0.266	2'10.404 2'10.716	23	0.312
24	33 K. HARTMANN	FRA	Yamaha YZF-R3	29.330 +0.596	40.225	35.445	26.674 +0.099	2'11.674 2'12.369	24	0.695
25	23 P. GIACOMINI	ITA	Kawasaki Ninja 400	29.520 +0.170	40.592	35.439 +0.324	26.539	2'12.090 2'12.584	25	0.494
26	19 B. MOLINA	CHI	Yamaha YZF-R3	29.704 +0.059	40.662	35.652 +0.090	26.646	2'12.664 2'12.813	26	0.149
27	84 K. ALOISI	ITA	Kawasaki Ninja 400	30.153	41.512 +0.134	36.059 +0.424	26.684	2'14.408 2'14.966	28	0.558
28	9 S. NAUD	FRA	Kawasaki Ninja 400	29.957	41.351	36.378	27.186 +0.058	2'14.872 2'14.930	27	0.058
Overall Ideal Time				28.217	38.760	34.186	25.432	2'06.595		

10/05/2019

These data/results cannot be reproduced, stored and/or transmitted in whole or in part by any manner of electronic, mechanical, photocopying, recording, broadcasting or otherwise now known or herein after developed without the previous express consent by the copyright owner, except for reproduction in daily press and regular printed publications on sale to the public within 60 days of the event related to those data/results and always provided that copyright symbol appears together as follows below.

© DORNA WSBK ORGANIZATION Srl 2019





Pirelli Italian Round, 10-12 May 2019

Chronological Analysis Free Practice 2nd Session Gr.A

1° 42 M. GARCIA (2'07.028)							
Lap	Seg.1	Seg.2	Seg.3	Seg.4	Lap Time	km/h	Local Time
1		41.325	36.068	27.191	145.5	13:32'37.202	
2	29.268	39.986	35.266	26.248	2'10.768	183,8	13:34'47.970
3	29.300	39.844	35.008	26.009	2'10.161	180,4	13:36'58.131
4	29.191	39.572	34.811	25.974	2'09.548	180,7	13:39'07.679
5	29.795	41.413	35.709	2'52.046	4'38.963P	174,6	13:43'46.642
6	49.639	39.786	34.907	2'30.189P	135,6	13:46'16.831	
7	28.277	40.414	36.908	26.265	2'11.864	190,9	13:48'28.695
8	28.832	39.168	34.548	25.680	2'08.228	184,4	13:50'36.923
9	28.637	40.615	36.583	28.831	2'14.666	184,1	13:52'51.589
10	28.528	39.069	34.805	25.663	2'08.065	187,0	13:54'59.654
11	32.510	48.790	38.626	26.726	2'26.652	185,1	13:57'26.306
12	28.467	38.804	34.235	25.522	2'07.028	188,0	13:59'33.334
13	28.817	39.061	34.373	25.544	2'07.795	188,6	14:01'41.129

5° 41 J. JAHNIG (2'07.749)							
Lap	Seg.1	Seg.2	Seg.3	Seg.4	Lap Time	km/h	Local Time
1							13:30'27.172
2	57.642	45.283	37.659	26.609	2'47.193P	129,4	13:33'14.365
3	28.576	39.735	34.868	26.722	2'09.901	187,0	13:35'24.266
4	28.854	40.227	34.784	26.575	2'10.440	186,0	13:37'34.706
5	28.638	39.458	35.003	27.293	2'10.392	186,0	13:39'45.098
6	28.671	39.411	34.615	26.188	2'08.885	185,7	13:41'53.983
7	28.366	39.440	34.661	25.907	2'08.374	188,6	13:44'02.357
8	29.331	43.907	37.473	2'05.166	3'55.877P	188,0	13:47'58.234
9	1'01.564	40.920	34.972	26.528	2'43.984P	78,0	13:50'42.218
10	28.669	39.355	34.816	29.635	2'12.475	183,8	13:52'54.693
11	28.554	39.188	34.873	26.106	2'08.721	186,3	13:55'03.414
12	28.321	40.496	35.513	27.754	2'12.084	188,0	13:57'15.498
13	28.348	39.326	34.377	25.802	2'07.853	187,0	13:59'23.351
14	28.269	39.099	34.536	25.845	2'07.749	189,3	14:01'31.100

2° 8 M. PEREZ (2'07.297)							
Lap	Seg.1	Seg.2	Seg.3	Seg.4	Lap Time	km/h	Local Time
1							13:30'11.069
2	1'06.417	44.055	35.282	28.580	2'54.334P	120,8	13:33'05.403
3	29.510	39.410	34.686	25.576	2'09.182	183,2	13:35'14.585
4	32.032	39.450	34.708	25.830	2'12.020	183,8	13:37'26.605
5	29.078	39.541	34.570	25.594	2'08.783	183,2	13:39'35.388
6	29.228	39.443	34.414	25.567	2'08.652	180,4	13:41'44.040
7	28.984	39.203	35.154	5'37.477	7'20.818P	181,9	13:49'04.858
8	57.288	42.772	36.296	26.664	2'43.020P	115,3	13:51'47.878
9	32.638	44.655	37.072	53.141	2'47.506P	180,7	13:54'35.384
10	58.229	44.112	40.864	25.808	2'49.013P	117,6	13:57'24.397
11	28.640	38.760	34.291	25.606	2'07.297	185,4	13:59'31.694
12	28.705	39.304	34.428	25.692	2'08.129	183,5	14:01'39.823

6° 6 R. SCHOTMAN (2'07.901)							
Lap	Seg.1	Seg.2	Seg.3	Seg.4	Lap Time	km/h	Local Time
1							13:33'18.258
2	29.097	39.507	34.738	26.815	2'10.157	183,2	13:35'28.415
3	28.887	39.795	34.910	25.894	2'09.486	184,4	13:37'37.901
4	28.719	39.980	34.714	26.030	2'09.443	185,1	13:39'47.344
5	28.448	39.212	34.462	25.779	2'07.901	188,9	13:41'55.245
6	28.634	39.161	34.989	25.972	2'08.756	188,3	13:44'04.001
7	28.691	39.546	34.461	47.269	2'29.967P	188,3	13:46'33.968
8	6'54.724	40.690	35.208	26.085	8'36.707P	153,5	13:55'10.675
9	29.042	39.765	37.318	26.337	2'12.462	182,9	13:57'23.137
10	28.793	42.907	34.727	26.031	2'12.458	185,4	13:59'35.595
11	28.944	39.883	35.669	26.158	2'10.654	186,3	14:01'46.249

3° 64 H. DE CANCELLIS (2'07.385)							
Lap	Seg.1	Seg.2	Seg.3	Seg.4	Lap Time	km/h	Local Time
1							13:30'55.580
2	47.033	42.855	36.517	26.411	2'32.816P	139,4	13:33'28.396
3	29.679	40.000	35.134	26.011	2'10.824	177,2	13:35'39.220
4	29.263	39.849	34.821	25.937	2'09.870	180,1	13:37'49.090
5	29.281	39.698	35.339	25.976	2'10.294	178,6	13:39'59.384
6	29.255	43.195	46.619	51.620	2'50.689CP	178,6	13:42'50.073
7	55.409	1'08.769	51.285	26.893	3'22.356P	114,2	13:46'12.429
8	30.279	41.546	34.945	25.772	2'12.542	169,7	13:48'24.971
9	28.775	39.692	34.630	25.807	2'08.904	183,8	13:50'33.875
10	29.481	43.838	36.027	29.259	2'18.605	187,6	13:52'52.480
11	28.688	39.012	34.629	26.320	2'08.649	183,5	13:55'01.129
12	28.833	43.740	45.461	26.438	2'24.472	190,3	13:57'25.601
13	28.624	39.110	34.238	25.910	2'07.882	184,1	13:59'33.483
14	28.361	39.242	34.186	25.596	2'07.385	189,6	14:01'40.868

7° 1 A. CARRASCO (2'07.926)							
Lap	Seg.1	Seg.2	Seg.3	Seg.4	Lap Time	km/h	Local Time
1							13:33'13.237
2	28.645	39.735	37.312	26.738	2'12.430	184,7	13:35'25.667
3	28.752	39.454	34.517	27.112	2'09.835	186,3	13:37'35.502
4	28.635	38.970	36.656	26.412	2'10.673	186,7	13:39'46.175
5	28.632	39.491	34.315	25.988	2'08.426	187,3	13:41'54.601
6	28.298	39.359	34.568	46.760	2'28.985P	187,6	13:44'23.586
7							3'45.453P
8	1'09.287	40.454	35.067	25.977	2'50.785P	145,1	13:50'59.824
9	28.830	39.744	34.628	25.895	2'09.097	183,5	13:53'08.921
10	28.572	39.360	34.541	25.762	2'08.235	184,1	13:55'17.156
11	28.457	39.761	37.195	26.613	2'12.026	186,0	13:57'29.182
12	28.637	39.157	34.415	25.717	2'07.926	187,6	13:59'37.108
13	28.323	39.144	34.843	26.029	2'08.339	189,3	14:01'45.447

4° 55 G. HENDRA PRATAMA (2'07.470)							
Lap	Seg.1	Seg.2	Seg.3	Seg.4	Lap Time	km/h	Local Time
1							13:30'04.936
2	1'20.957	42.656	39.061	27.722	3'10.396P	129,9	13:33'15.332
3	28.948	39.833	36.969	29.078	2'14.828	185,4	13:35'30.160
4	29.025	39.576	34.633	25.474	2'08.708	183,5	13:37'38.868
5	28.697	39.219	34.458	25.691	2'08.065	184,4	13:39'46.933
6	28.760	39.010	35.009	27.301	2'10.080	183,8	13:41'57.013
7	28.933	39.167	34.483	25.432	2'08.015	183,8	13:44'05.028
8	28.496	38.926	34.478	25.570	2'07.470	190,9	13:46'12.498
9	31.356	39.841	34.487	25.652	2'11.336	162,0	13:48'23.834
10	1'13.435	42.792	37.584	4'21.224	6'55.035P	142,6	13:55'18.869
11	45.805	39.752	37.139	25.738	2'28.434P	150,5	13:57'47.303
12	28.828	39.184	34.530	27.335	2'09.877	182,9	13:59'57.180

8° 18 M. GONZALEZ (2'07.937)							
Lap	Seg.1	Seg.2	Seg.3	Seg.4	Lap Time	km/h	Local Time
1							13:30'36.385
2	53.209	41.545	35.732	25.981	2'36.467P	146,8	13:33'12.852
3	28.929	39.647	38.156	32.376	2'19.108	183,5	13:35'31.960
4	28.789	39.503	34.646	25.709	2'08.647	184,7	13:37'40.607
5	28.897	39.408	34.638	25.821	2'08.764	183,5	13:39'49.371
6	28.722	39.516	35.119	25.861	2'09.218	183,2	13:41'58.589
7	28.660	39.551	34.478	25.726	2'08.415	184,7	13:44'07.004
8	28.571	39.695	34.626	25.805	2'08.697	188,3	13:46'15.701
9	28.217	39.472	34.617	25.631	2'07.937	190,6	13:48'23.638
10	31.263	43.626	35.386	3'49.847	5'40.122P	182,2	13:54'03.760
11	1'06.680	40.071	34.847	25.950	2'47.548P	105,1	13:56'51.308
12	29.490	39.679	36.332	31.241	2'16.742	186,0	13:59'08.050

10/05/2019 P = Pits In/Out - C = Lap Time Cancelled

These data/results cannot be reproduced, stored and/or transmitted in whole or in part by any manner of electronic, mechanical, photocopying, recording, broadcasting or otherwise now known or herein after developed without the previous express consent by the copyright owner, except for reproduction in daily press and regular printed publications on sale to the public within 60 days of the event related to those data/results and always provided that copyright symbol appears together as follows below.

© DORNA WSBK ORGANIZATION Srl 2019



Official Fuel Supplier

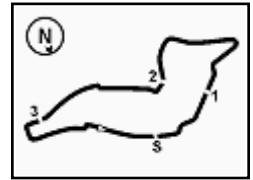


FKR PERUGIA TIMING

Official Tyre Supplier



Official Timekeeper



Pirelli Italian Round, 10-12 May 2019

Chronological Analysis Free Practice 2nd Session Gr.A

Imola Circuit 4.936 m

2 / 4

13 28.710 39.192 34.728 25.742 2'08.372 184,7 14:01'16.422

10 29.834 42.861 36.331 3'23.497 5'12.523P 183,5 13:53'37.177
11 42.174 39.982 35.264 26.032 2'23.452P 151,8 13:56'00.629
12 29.000 39.445 34.888 25.634 2'08.967 181,6 13:58'09.596
13 29.083 39.225 34.832 25.642 2'08.782 178,0 14:00'18.378

9° 15 M. BASTIANELLI (2'07.950)							
Lap	Seg.1	Seg.2	Seg.3	Seg.4	Lap Time	km/h	Local Time
1							13:30'05.584
2	1'10.835	45.815	36.453	27.849	3'00.952P	93,1	13:33'06.536
3	29.686	40.475	34.908	26.761	2'11.830	188,6	13:35'18.366
4	29.387	39.601	34.898	26.010	2'09.896	183,2	13:37'28.262
5	29.305	39.517	34.787	25.747	2'09.356	183,5	13:39'37.618
6	30.353	39.818	35.774	1'51.218	3'37.163P	173,7	13:43'14.781
7	1'13.047	44.728	34.754	28.621	3'01.150P	89,0	13:46'15.931
8	28.689	40.112	35.780	25.846	2'10.427	186,7	13:48'25.432
9	28.704	39.356	34.885	25.802	2'08.747	188,0	13:50'35.105
10	28.630	41.227	36.266	28.411	2'14.534	187,6	13:52'49.639
11	28.849	39.050	35.419	28.860	2'12.178	186,3	13:55'01.817
12	28.612	40.922	47.276	26.097	2'22.907	187,0	13:57'24.724
13	28.505	39.115	34.699	25.631	2'07.950	187,6	13:59'32.674
14	28.617	39.303	34.510	25.653	2'08.083	187,0	14:01'40.757

13° 16 M. LUNA BAYEN (2'08.602)							
Lap	Seg.1	Seg.2	Seg.3	Seg.4	Lap Time	km/h	Local Time
1							13:30'17.589
2	1'03.067	44.071	37.166	27.756	2'52.060P	109,1	13:33'09.649
3	28.749	40.971	35.079	26.325	2'11.124	188,0	13:35'20.773
4	28.533	40.288	34.808	25.874	2'09.503	192,0	13:37'30.276
5	29.359	40.113	34.788	26.094	2'10.354	183,8	13:39'40.630
6	28.829	39.761	34.752	26.518	2'09.860	184,4	13:41'50.490
7	28.874	40.125	35.030	26.387	2'10.416	185,7	13:44'00.906
8	31.548	44.182	35.137	26.196	2'17.063	176,3	13:46'17.969
9	28.525	39.857	34.736	26.161	2'09.279	187,0	13:48'27.248
10	28.793	40.809	35.927	32.336	2'17.865	188,0	13:50'45.113
11	28.839	39.912	35.142	26.299	2'10.192	185,4	13:52'55.305
12	28.600	39.741	35.009	25.892	2'09.242	188,3	13:55'04.547
13	29.355	44.370	40.242	28.881	2'22.848	187,3	13:57'27.395
14	28.569	39.505	34.632	25.896	2'08.602	185,7	13:59'35.997
15	28.901	39.468	34.798	25.996	2'09.163	189,6	14:01'45.160

10° 66 D. OTTEN (2'08.195)							
Lap	Seg.1	Seg.2	Seg.3	Seg.4	Lap Time	km/h	Local Time
1							13:30'25.057
2	52.631	44.995	36.169	27.470	2'41.265P	135,9	13:33'06.322
3	29.835	39.995	35.057	1'49.017	3'33.904	183,8	13:36'40.226
4	31.130	40.649	35.455	1'23.380	3'10.614P	169,4	13:39'50.840
5	2'29.097	40.800	35.145	26.128	4'11.170P	151,8	13:44'02.010
6	29.375	40.049	35.319	25.990	2'10.733	183,8	13:46'12.743
7	31.306	40.517	35.122	25.744	2'12.689	153,7	13:48'25.432
8	28.815	39.529	35.215	25.810	2'09.369	188,0	13:50'34.801
9	28.745	40.020	37.151	26.733	2'12.649	187,0	13:52'47.450
10	28.808	39.993	35.425	25.862	2'10.088	185,7	13:54'57.538
11	33.243	42.432	35.552	26.994	2'18.221	144,9	13:57'15.759
12	28.567	39.331	34.669	25.628	2'08.195	188,3	13:59'23.954
13	28.876	39.502	35.526	26.384	2'10.288	185,1	14:01'34.242

14° 71 T. EDWARDS (2'08.648)							
Lap	Seg.1	Seg.2	Seg.3	Seg.4	Lap Time	km/h	Local Time
1							13:30'02.605
2	1'17.362	44.163	36.577	27.878	3'05.980P	111,8	13:33'08.585
3	28.692	40.490	35.120	26.097	2'10.399	190,3	13:35'18.984
4	28.814	39.586	35.100	26.028	2'09.528	184,7	13:37'28.512
5	29.082	39.793	34.873	26.531	2'10.279	188,0	13:39'38.791
6	28.627	39.613	34.616	25.792	2'08.648	188,6	13:41'47.439
7	29.655	43.888	39.414	26.100	2'19.057C	182,2	13:44'06.496
8	29.022	39.637	35.160	26.123	2'09.942	187,0	13:46'16.438
9	28.465	40.168	34.951	25.713	2'09.297	188,3	13:48'25.735
10	28.553	45.300	34.943	3'49.248	5'38.044P	190,9	13:54'03.779
11	1'06.764	40.252	34.899	25.932	2'47.847P	111,9	13:56'51.626
12	29.271	39.967	36.103	29.775	2'15.116	186,0	13:59'06.742
13	28.876	39.343	34.796	25.711	2'08.726	182,9	14:01'15.468

11° 22 N. KALININ (2'08.269)							
Lap	Seg.1	Seg.2	Seg.3	Seg.4	Lap Time	km/h	Local Time
1		45.662	35.350	30.381		97,5	13:33'07.645
2	29.073	41.705	35.547	26.303	2'12.628	186,3	13:35'20.273
3	29.082	42.520	35.842	25.828	2'13.272	189,3	13:37'33.545
4	28.869	40.149	34.983	26.279	2'10.280	186,3	13:39'43.825
5	28.707	39.396	34.567	26.257	2'08.927	184,7	13:41'52.752
6	28.957	39.533	34.576	25.720	2'08.786	182,2	13:44'01.538
7	31.347	40.754	34.720	26.629	2'13.450	182,6	13:46'14.988
8	29.111	41.333	34.984	25.629	2'11.057	188,3	13:48'26.045
9	28.429	39.501	34.617	25.722	2'08.269	188,6	13:50'34.314
10	29.083	40.960	37.107	27.313	2'14.463	184,7	13:52'48.777
11	28.539	39.611	37.368	26.367	2'11.885	183,8	13:55'00.662
12	28.900	39.596	35.060	27.172	2'10.728	189,9	13:57'11.390
13	29.017	40.519	34.827	26.032	2'10.395	187,6	13:59'21.785
14	29.216	39.373	34.690	25.549	2'08.828	181,3	14:01'30.613

15° 13 D. IOZZO (2'08.884)							
Lap	Seg.1	Seg.2	Seg.3	Seg.4	Lap Time	km/h	Local Time
1		45.635	36.020	29.057		98,2	13:33'07.164
2	29.248	41.195	35.317	26.648	2'12.408	184,7	13:35'19.572
3	29.878	42.319	35.522	26.167	2'13.886	186,3	13:37'33.458
4	29.234	40.003	35.088	26.638	2'10.963	185,1	13:39'44.421
5	29.047	41.162	34.820	26.066	2'11.095	189,3	13:41'55.516
6	28.665	39.668	35.136	25.758	2'09.227C	187,3	13:44'04.743
7	28.763	39.618	34.966	26.385	2'09.732	184,1	13:46'14.475
8	29.331	40.226	35.313	25.980	2'10.850	180,4	13:48'25.325
9	28.786	39.515	34.869	25.714	2'08.884	185,4	13:50'34.209
10	28.829	39.876	37.577	26.439	2'12.721	185,7	13:52'46.930
11	29.142	40.793	35.729	25.778	2'11.442	179,8	13:54'58.372
12	31.270	40.155	35.028	26.101	2'12.554	174,6	13:57'10.926
13	29.157	40.234	36.094	26.267	2'11.752	182,6	13:59'22.678
14	28.935	39.475	34.868	25.719	2'08.997	183,5	14:01'31.675

12° 28 O. BONOLI (2'08.399)							
Lap	Seg.1	Seg.2	Seg.3	Seg.4	Lap Time	km/h	Local Time
1							13:30'14.576
2	1'03.048	44.070	35.310	29.077	2'51.505P	117,0	13:33'06.081
3	29.530	39.622	34.866	25.789	2'09.807C	184,7	13:35'15.888
4	29.147	39.216	34.618	25.825	2'08.806C	181,0	13:37'24.694
5	33.040	39.827	34.816	26.137	2'13.820	174,9	13:39'38.514
6	28.791	39.347	34.677	25.885	2'08.700	185,7	13:41'47.214
7	29.707	44.750	34.918	26.079	2'15.454	182,9	13:44'02.668
8	28.696	39.875	38.947	26.069	2'13.587	183,8	13:46'16.255
9	28.471	39.993	34.338	25.597	2'08.399	188,9	13:48'24.654

16° 7 T. KAWAKAMI (2'09.015)							
Lap	Seg.1	Seg.2	Seg.3	Seg.4	Lap Time	km/h	Local Time
1							13:30'05.941
2	1'08.390	44.415	36.732	26.813	2'56.350P	81,0	13:33'02.291
3	30.084	41.143	36.150	26.215	2'13.592C	176,6	13:35'15.883
4	29.603	40.125	35.577	25.862	2'11.167	182,2	13:37'27.050
5	29.457	39.796	35.218	26.284	2'10.755	180,7	13:39'37.805

10/05/2019 P = Pits In/Out - C = Lap Time Cancelled

These data/results cannot be reproduced, stored and/or transmitted in whole or in part by any manner of electronic, mechanical, photocopying, recording, broadcasting or otherwise now known or herein after developed without the previous express consent by the copyright owner, except for reproduction in daily press and regular printed publications on sale to the public within 60 days of the event related to those data/results and always provided that copyright symbol appears together as follows below.

© DORNA WSBK ORGANIZATION Srl 2019



Official Fuel Supplier

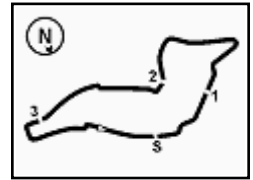


FKR PERGOIA TIMING

Official Tyre Supplier



Official Timekeeper



Imola Circuit 4.936 m

Pirelli Italian Round, 10-12 May 2019

Chronological Analysis Free Practice 2nd Session Gr.A

3 / 4

6	29.628	40.087	35.038	25.871	2'10.624	178,9	13:41'48.429	5	1'22.509	41.134	35.507	26.380	3'05.530P	95,1	13:42'57.942
7	29.721	42.148	37.168	2'49.807	4'38.844P	182,6	13:46'27.273	6	29.663	40.364	35.532	26.253	2'11.812	173,7	13:45'09.754
8	50.972	40.757	35.747	28.040	2'35.516P	143,0	13:49'02.789	7	29.645	40.335	35.437	40.943	2'26.360P	173,2	13:47'36.114
9	29.821	40.269	35.584	25.958	2'11.632	176,6	13:51'14.421	8	3'27.837	41.585	36.822	28.150	5'14.394P	85,0	13:52'50.508
10	31.280	39.785	35.119	25.845	2'12.029	178,9	13:53'26.450	9	29.339	39.677	35.272	26.853	2'11.141	179,5	13:55'01.649
11	29.382	39.476	35.321	25.949	2'10.128	179,5	13:55'36.578	10	28.977	40.561	35.446	29.387	2'14.371	183,8	13:57'16.020
12	29.188	39.206	35.084	25.746	2'09.224	178,6	13:57'45.802	11	28.941	39.615	35.206	25.959	2'09.721	182,6	13:59'25.741
13	29.335	39.580	35.269	25.898	2'10.082	178,3	13:59'55.884								
14	29.118	39.327	34.889	25.681	2'09.015	179,2	14:02'04.899								

17° 4 E. VOCINO (2'09.233)							
Lap	Seg.1	Seg.2	Seg.3	Seg.4	Lap Time	km/h	Local Time
1							13:30'13.131
2	1'05.909	44.748	36.300	28.134	2'55.091P	111,0	13:33'08.222
3	28.976	40.709	35.700	26.511	2'11.896	185,1	13:35'20.118
4	29.213	40.522	35.035	26.127	2'10.897	187,0	13:37'31.015
5	29.249	39.744	34.866	25.856	2'09.715	181,0	13:39'40.730
6	28.944	39.632	35.066	26.239	2'09.881	188,9	13:41'50.611
7	29.258	44.646	35.461	26.101	2'15.466	187,3	13:44'06.077
8	30.307	40.618	34.999	26.229	2'12.153	182,2	13:46'18.230
9	28.669	39.666	34.845	26.053	2'09.233	186,7	13:48'27.463
10	28.881	39.927	37.899	40.594	2'27.301P	185,1	13:50'54.764
11	3'27.636	40.026	35.825	27.975	5'11.462CP	151,4	13:56'06.226
12	34.375	40.656	35.558	26.130	2'16.719	159,2	13:58'22.945
13	29.365	39.419	34.996	26.141	2'09.921	175,2	14:00'32.866

18° 47 F. HERNANDEZ MOYANO (2'09.244)							
Lap	Seg.1	Seg.2	Seg.3	Seg.4	Lap Time	km/h	Local Time
1							13:30'01.439
2	1'11.687	46.785	36.323	26.352	3'01.147P	90,1	13:33'02.586
3	29.596	40.889	35.445	25.950	2'11.880	181,3	13:35'14.466
4	29.718	39.907	35.228	25.966	2'10.819	181,0	13:37'25.285
5	30.433	40.087	34.980	26.627	2'12.127	176,6	13:39'37.412
6	29.935	39.908	34.790	40.667	2'25.300P	177,2	13:42'02.712
7	4'31.373	44.721	36.729	26.220	6'19.043P	145,3	13:48'21.755
8	29.492	40.872	35.574	25.960	2'11.898	181,0	13:50'33.653
9	29.230	40.532	38.277	27.492	2'15.531	182,9	13:52'49.184
10	28.711	39.503	37.178	26.313	2'11.705	184,7	13:55'00.889
11	28.727	39.743	35.058	25.826	2'09.354	192,6	13:57'10.243
12	29.942	41.072	34.859	26.015	2'11.888	181,3	13:59'22.131
13	28.945	39.691	34.741	25.867	2'09.244	186,0	14:01'31.375

19° 52 O. KÖNIG (2'09.358)							
Lap	Seg.1	Seg.2	Seg.3	Seg.4	Lap Time	km/h	Local Time
1							13:32'38.063
2	29.338	40.354	35.627	26.789	2'12.108	187,0	13:34'50.171
3	29.572	40.468	35.279	26.279	2'11.598	179,2	13:37'01.769
4	29.610	40.479	35.522	26.319	2'11.930	179,2	13:39'13.699
5	29.530	41.496	36.891	3'07.396	4'55.313P	178,0	13:44'09.012
6	1'02.245	54.299	38.763	48.583	3'23.890P	91,4	13:47'32.902
7	1'04.787	46.302	37.892	26.779	2'55.760P	82,8	13:50'28.662
8	29.414	40.478	35.446	26.170	2'11.508	180,4	13:52'40.170
9	29.233	42.067	42.545	26.346	2'20.191	179,5	13:55'00.361
10	30.677	41.476	35.599	26.473	2'14.225	185,1	13:57'14.586
11	29.006	40.305	35.353	25.965	2'10.629C	181,3	13:59'25.215
12	28.917	39.721	34.909	25.811	2'09.358	182,2	14:01'34.573

20° 2 L. DOTI (2'09.721)							
Lap	Seg.1	Seg.2	Seg.3	Seg.4	Lap Time	km/h	Local Time
1							13:33'00.554
2	29.879	40.544	35.686	26.626	2'12.735	174,3	13:35'13.289
3	29.771	40.356	35.436	26.488	2'12.051	174,9	13:37'25.340
4	30.718	39.966	35.035	41.353	2'27.072P	175,2	13:39'52.412

21° 91 G. MORA (2'09.894)							
Lap	Seg.1	Seg.2	Seg.3	Seg.4	Lap Time	km/h	Local Time
1							13:30'06.687
2	1'10.534	45.263	36.335	28.623	3'00.755P	96,5	13:33'07.442
3	29.406	41.757	35.600	26.826	2'13.589	184,1	13:35'21.031
4	29.031	40.970	35.198	26.429	2'11.628	182,2	13:37'32.659
5	29.305	40.134	35.190	26.377	2'11.006	176,3	13:39'43.665
6	29.033	39.717	34.861	26.283	2'09.894	182,6	13:41'53.559
7	29.227	39.581	34.933	26.206	2'09.947	177,5	13:44'03.506
8	29.206	40.002	36.338	43.210	2'28.756P	177,5	13:46'32.262
9	6'56.597	40.679	35.272	26.696	8'39.244P	124,1	13:55'11.506
10	29.333	39.734	35.197	26.086	2'10.350	177,8	13:57'21.856
11	29.170	39.795	35.330	25.912	2'10.207	178,0	13:59'32.063
12	29.101	39.757	35.113	25.990	2'09.961	180,7	14:01'42.024

22° 17 K. MEUFFELS (2'09.928)							
Lap	Seg.1	Seg.2	Seg.3	Seg.4	Lap Time	km/h	Local Time
1							13:30'27.730
2	53.148	44.015	36.286	27.870	2'41.319P	145,3	13:33'09.049
3	29.082	40.105	35.047	26.481	2'10.715	192,0	13:35'19.764
4	29.004	41.773	35.269	26.647	2'12.693	189,9	13:37'32.457
5	29.767	40.141	35.225	26.646	2'11.779	181,0	13:39'44.236
6	28.945	39.671	34.929	26.641	2'10.186	187,6	13:41'54.422
7	29.015	39.418	35.407	26.088	2'09.928	185,1	13:44'04.350
8	28.760	39.779	35.590	27.060	2'11.189	187,0	13:46'15.539

23° 11 K. ARDUINI (2'10.716)							
Lap	Seg.1	Seg.2	Seg.3	Seg.4	Lap Time	km/h	Local Time
1							13:30'11.052
2	1'06.771	44.539	36.177	27.305	2'54.792P	86,2	13:33'05.844
3	30.408	40.961	35.385	26.744	2'13.498	181,3	13:35'19.342
4	29.994	40.681	35.248	26.127	2'12.050	184,7	13:37'31.392
5	29.302	39.727	35.294	26.393	2'10.716	180,7	13:39'42.108
6	29.541	40.384	35.455	3'51.047	5'36.427P	177,8	13:45'18.535
7	1'08.744	45.221	37.556	26.687	2'58.208P	75,1	13:48'16.743
8	29.960	40.357	37.911	26.904	2'15.132	174,6	13:50'31.875
9	29.378	40.665	35.736	26.775	2'12.554C	180,7	13:52'44.429
10	32.731	40.516	35.874	26.547	2'15.668	170,2	13:55'00.097
11	29.837	41.159	35.436	2'11.308	3'57.740P	179,2	13:58'57.837
12	45.703	40.727	36.086	26.815	2'29.331P	145,1	14:01'27.168

24° 33 K. HARTMANN (2'12.369)							
Lap	Seg.1	Seg.2	Seg.3	Seg.4	Lap Time	km/h	Local Time
1							13:32'36.798
2	29.822	40.519	36.053	27.308	2'13.702	176,9	13:34'50.500
3	29.330	40.760	36.102	26.864	2'13.056	180,7	13:37'03.556
4	29.739	41.140	36.306	26.915	2'14.100	178,3	13:39'17.656
5	29.824	41.218	36.323	27.229	2'14.594	178,3	13:41'32.250
6	30.090	44.340	38.728	4'28.582	6'21.740P	177,8	13:47'53.990
7	50.077	42.767	37.627	27.274	2'37.745P	147,4	13:50'31.735
8	29.902	40.951	36.243	27.023	2'14.119	180,4	13:52'45.854
9	29.783	41.105	36.009	30.065	2'16.962C	179,2	13:55'02.816
10	32.725	41.288	36.288	26.705	2'17.006	175,4	13:57'19.822
11	29.470	40.902	36.345	26.674	2'13.391	182,2	13:59'33.213
12	29.926	40.225	35.445	26.773	2'12.369	188,0	14:01'45.582

10/05/2019 P = Pits In/Out - C = Lap Time Cancelled

These data/results cannot be reproduced, stored and/or transmitted in whole or in part by any manner of electronic, mechanical, photocopying, recording, broadcasting or otherwise now known or herein after developed without the previous express consent by the copyright owner, except for reproduction in daily press and regular printed publications on sale to the public within 60 days of the event related to those data/results and always provided that copyright symbol appears together as follows below.

© DORNA WSBK ORGANIZATION Srl 2019



Official Fuel Supplier

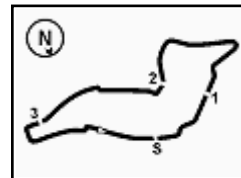


FKR PERUGIA TIMING

Official Tyre Supplier



Official Timekeeper



Imola Circuit 4.936 m

4 / 4

11 30.253 41.512 36.333 27.246 2'15.344 177,2 13:58'07.743

25° 23 P. GIACOMINI (2'12.584)

Lap	Seg.1	Seg.2	Seg.3	Seg.4	Lap Time	km/h	Local Time
1							13:30'19.699
2	58.569	44.897	36.318	28.647	2'48.431P	110,4	13:33'08.130
3	30.077	41.836	36.113	25.490	2'13.516C	182,6	13:35'21.646
4	31.303	41.098	35.643	26.751	2'14.795	174,9	13:37'36.441
5	29.520	41.278	35.875	26.899	2'13.572C	180,7	13:39'50.013
6	29.561	40.798	35.695	2'42.562	4'28.616P	180,7	13:44'18.629
7	57.463	49.864	37.722	42.947	3'07.996P	89,9	13:47'26.625
8	52.609	45.027	38.132	27.189	2'42.957P	103,0	13:50'09.582
9	29.890	41.236	35.731	26.597	2'13.454	178,0	13:52'23.036
10	29.646	41.107	37.523	26.776	2'15.052	178,6	13:54'38.088
11	29.690	40.592	35.763	26.539	2'12.584	180,4	13:56'50.672
12	30.310	40.747	35.596	26.829	2'13.482	175,7	13:59'04.154
13	29.760	40.612	35.439	26.569	2'12.380C	178,3	14:01'16.534

26° 19 B. MOLINA (2'12.813)

Lap	Seg.1	Seg.2	Seg.3	Seg.4	Lap Time	km/h	Local Time
1							13:29'58.414
2	58.901	47.003	39.291	28.894	2'54.089P	136,8	13:32'52.503
3	32.974	47.875	37.161	27.976	2'25.986	172,9	13:35'18.489
4	30.710	42.425	36.605	27.447	2'17.187	178,9	13:37'35.676
5	30.096	42.217	36.387	27.207	2'15.907	180,7	13:39'51.583
6	30.306	41.996	36.353	27.309	2'15.964	178,0	13:42'07.547
7	30.035	42.319	42.703	55.216	2'50.273P	177,2	13:44'57.820
8	53.337	46.009	40.962	27.789	2'48.097P	123,1	13:47'45.917
9	31.070	43.944	39.301	27.650	2'21.965	176,6	13:50'07.882
10	30.106	41.495	36.261	26.799	2'14.661	176,9	13:52'22.543
11	29.704	41.268	36.150	27.285	2'14.407	178,3	13:54'36.950
12	29.976	41.042	36.395	27.022	2'14.435	176,9	13:56'51.385
13	29.820	41.124	35.652	27.095	2'13.691	183,2	13:59'05.076
14	29.763	40.662	35.742	26.646	2'12.813	178,6	14:01'17.889

27° 9 S. NAUD (2'14.930)

Lap	Seg.1	Seg.2	Seg.3	Seg.4	Lap Time	km/h	Local Time
1							13:30'15.385
2	54.240	44.393	38.040	29.246	2'45.919CP	146,0	13:33'01.304
3	34.746	43.718	37.581	28.296	2'24.341	172,6	13:35'25.645
4	30.748	42.730	37.233	27.887	2'18.598	182,9	13:37'44.243
5	30.801	42.754	37.082	27.800	2'18.437	179,2	13:40'02.680
6	30.738	42.574	36.919	28.003	2'18.234	179,8	13:42'20.914
7	30.629	42.793	37.266	1'41.238	3'31.926P	179,5	13:45'52.840
8	47.697	46.888	37.290	27.894	2'39.769P	150,1	13:48'32.609
9	30.623	42.318	37.188	27.743	2'17.872	181,0	13:50'50.481
10	30.346	41.956	36.534	27.484	2'16.320	182,6	13:53'06.801
11	30.212	41.528	36.735	27.511	2'15.986	182,2	13:55'22.787
12	30.069	41.654	36.446	27.186	2'15.355	183,2	13:57'38.142
13	30.223	43.643	37.949	27.355	2'19.170	183,5	13:59'57.312
14	29.957	41.351	36.378	27.244	2'14.930	185,1	14:02'12.242

28° 84 K. ALOISI (2'14.966)

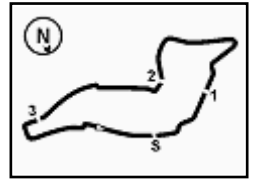
Lap	Seg.1	Seg.2	Seg.3	Seg.4	Lap Time	km/h	Local Time
1		43.248	36.880	27.642			13:32'37.778
2	30.210	41.766	36.568	26.929	2'15.473	178,9	13:34'53.251
3	30.258	42.401	36.372	26.808	2'15.839	178,9	13:37'09.090
4	30.309	41.877	36.059	26.831	2'15.076	176,6	13:39'24.166
5	30.388	41.779	36.408	27.018	2'15.593	175,7	13:41'39.759
6	30.368	41.789	36.200	3'00.064	4'48.421P	176,9	13:46'28.180
7	51.991	42.592	36.517	27.018	2'38.118P	144,1	13:49'06.298
8	30.155	41.887	36.490	26.970	2'15.502	177,8	13:51'21.800
9	30.455	41.766	36.442	26.970	2'15.633	176,6	13:53'37.433
10	30.153	41.646	36.483	26.684	2'14.966	177,8	13:55'52.399

10/05/2019 P = Pits In/Out - C = Lap Time Cancelled

These data/results cannot be reproduced, stored and/or transmitted in whole or in part by any manner of electronic, mechanical, photocopying, recording, broadcasting or otherwise now known or herein after developed without the previous express consent by the copyright owner, except for reproduction in daily press and regular printed publications on sale to the public within 60 days of the event related to those data/results and always provided that copyright symbol appears together as follows below.

© DORNA WSBK ORGANIZATION Srl 2019

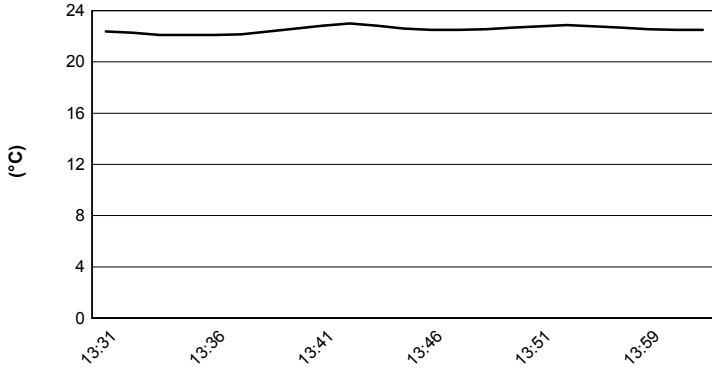




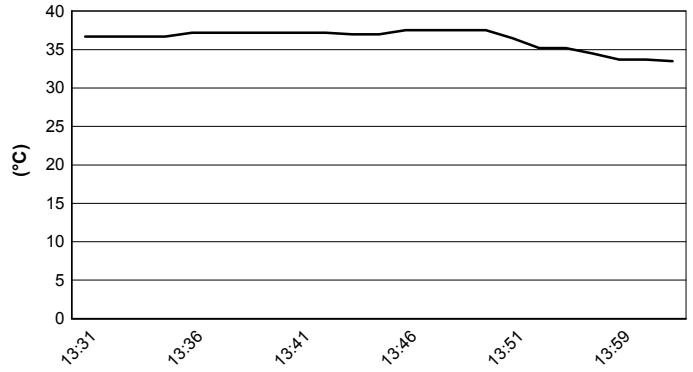
Imola Circuit 4.936 m

Pirelli Italian Round, 10-12 May 2019
Weather Report Free Practice 2nd Session Gr.A
Session started 13:30 - Session ended 14:02

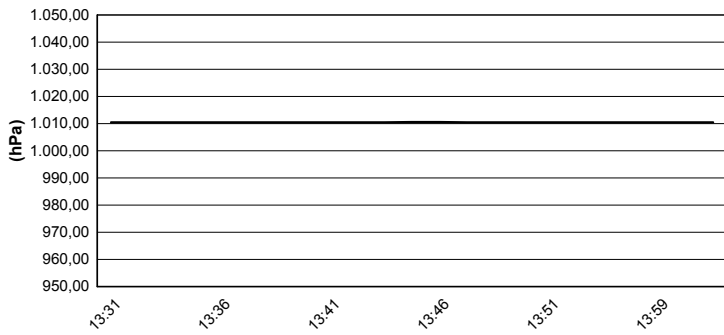
Air Temperature



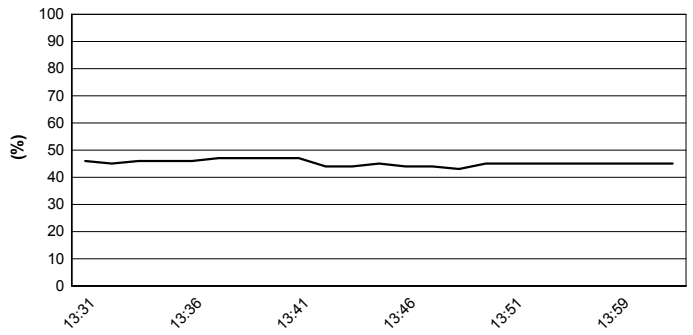
Track Temperature



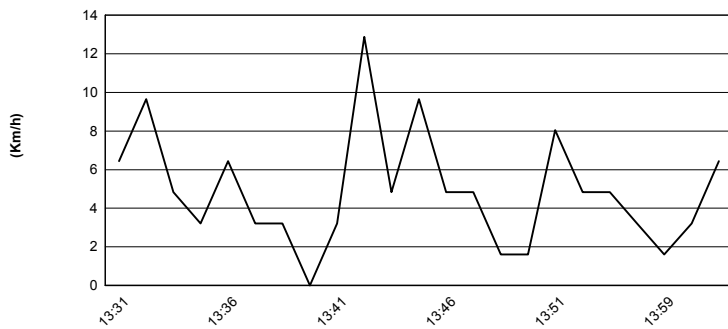
Air Pressure



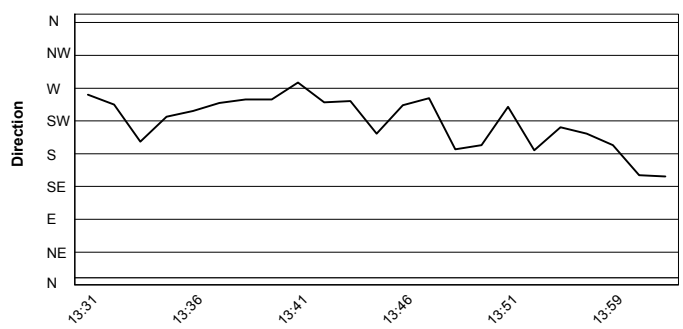
Humidity



Wind Speed



Wind Direction



10/05/2019

These data/results cannot be reproduced, stored and/or transmitted in whole or in part by any manner of electronic, mechanical, photocopying, recording, broadcasting or otherwise now known or herein after developed without the previous express consent by the copyright owner, except for reproduction in daily press and regular printed publications on sale to the public within 60 days of the event related to those data/results and always provided that copyright symbol appears together as follows below.

© DORNA WSBK ORGANIZATION Srl 2019



Official Fuel Supplier

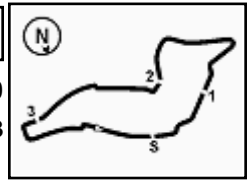


FICR PERUGIA TIMING

Official Tyre Supplier



Official Timekeeper



Imola Circuit 4.936 m

Pirelli Italian Round, 10-12 May 2019

Best Laps & Speeds Gr.A

1 / 3

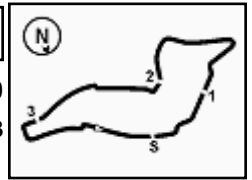
No.	Rider Bike	Nat	Best Lap		FP1		FP2												
			LL	SPD	LL	SPD	LL	SPD											
1	42 M. GARCIA Kawasaki Ninja 400	ESP	2'07.028	22 190,9	2'09.167	10 182,8	2'07.028	12 190,9											
2	8 M. PEREZ Kawasaki Ninja 400	ESP	2'07.297	22 185,3	2'08.634	11 185,3	2'07.297	11 185,3											
3	64 H. DE CANCELLIS Yamaha YZF-R3	FRA	2'07.385	26 190,2	2'09.931	13 180,4	2'07.385	13 190,2											
4	55 G. HENDRA PRATAMA Yamaha YZF-R3	INA	2'07.470	23 190,9	2'09.619	12 178,9	2'07.470	11 190,9											
5	88 B. IERACI Kawasaki Ninja 400	ITA	2'07.665	11 185,0	2'07.665	11 185,0													
6	41 J. JAHNIG KTM RC 390 R	GER	2'07.749	18 189,2	2'09.750	5 183,8	2'07.749	13 189,2											
7	6 R. SCHOTMAN Kawasaki Ninja 400	NED	2'07.901	20 188,9	2'09.783	10 185,6	2'07.901	10 188,9											
8	1 A. CARRASCO Kawasaki Ninja 400	ESP	2'07.926	23 189,2	2'09.674	11 181,9	2'07.926	12 189,2											
9	18 M. GONZALEZ Kawasaki Ninja 400	ESP	2'07.937	24 190,6	2'08.886	12 186,6	2'07.937	12 190,6											
10	15 M. BASTIANELLI Kawasaki Ninja 400	ITA	2'07.950	25 188,6	2'10.803	12 181,0	2'07.950	13 188,6											
11	66 D. OTTEN Kawasaki Ninja 400	NED	2'08.195	22 188,2	2'10.364	10 178,0	2'08.195	12 188,2											
12	22 N. KALININ Kawasaki Ninja 400	UKR	2'08.269	24 189,9	2'08.996	11 185,0	2'08.269	13 189,9											
13	21 B. SANCHEZ Kawasaki Ninja 400	ESP	2'08.353	11 184,7	2'08.353	11 184,7													
14	28 O. BONOLI Yamaha YZF-R3	ITA	2'08.399	24 188,9	2'09.387	12 185,6	2'08.399	12 188,9											
15	25 A. VERDOIA Yamaha YZF-R3	FRA	2'08.572	12 181,6	2'08.572	12 181,6													
16	16 M. LUNA BAYEN Kawasaki Ninja 400	ESP	2'08.602	28 191,9	2'09.947	14 186,0	2'08.602	14 191,9											
17	71 T. EDWARDS Kawasaki Ninja 400	AUS	2'08.648	23 190,9	2'09.692	11 187,6	2'08.648	12 190,9											
18	20 D. LOUREIRO Kawasaki Ninja 400	RSA	2'08.777	13 184,4	2'08.777	13 184,4													
19	13 D. IOZZO Kawasaki Ninja 400	RSA	2'08.884	24 189,2	2'10.148	11 183,1	2'08.884	13 189,2											
20	72 V. STEEMAN KTM RC 390 R	NED	2'08.938	14 183,4	2'08.938	14 183,4													
21	7 T. KAWAKAMI Yamaha YZF-R3	BRA	2'09.015	15 182,8	2'13.769	2 182,8	2'09.015	13 182,5											
22	4 E. VOCINO Yamaha YZF-R3	ITA	2'09.233	21 188,9	2'10.282	9 183,4	2'09.233	12 188,9											
23	47 F. HERNANDEZ MOYANO Yamaha YZF-R3	ESP	2'09.244	24 192,6	2'10.108	12 185,3	2'09.244	12 192,6											
24	52 O. KÖNIG Kawasaki Ninja 400	CZE	2'09.358	24 186,9	2'10.655	13 183,8	2'09.358	11 186,9											
25	95 S. DEROUÉ Kawasaki Ninja 400	NED	2'09.370	12 187,3	2'09.370	12 187,3													

10/05/2019

These data/results cannot be reproduced, stored and/or transmitted in whole or in part by any manner of electronic, mechanical, photocopying, recording, broadcasting or otherwise now known or herein after developed without the previous express consent by the copyright owner, except for reproduction in daily press and regular printed publications on sale to the public within 60 days of the event related to those data/results and always provided that copyright symbol appears together as follows below.

© DORNA WSBK ORGANIZATION Srl 2019





Imola Circuit 4.936 m

Pirelli Italian Round, 10-12 May 2019

Best Laps & Speeds Gr.A

2 / 3

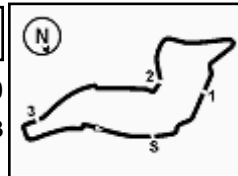
No.	Rider Bike	Nat	Best Lap		FP1		FP2												
			LL	SPD	LL	SPD	LL	SPD											
26	85 K. SABATUCCI Yamaha YZF-R3	ITA	2'09.402 10 182,5		2'09.402 10 182,5														
27	14 E. DE LA VEGA Kawasaki Ninja 400	FRA	2'09.576 10 179,2		2'09.576 10 179,2														
28	54 B. SOFUOGLU Kawasaki Ninja 400	TUR	2'09.601 4 186,3		2'09.601 4 186,3														
29	99 F. GOMEZ Kawasaki Ninja 400	ESP	2'09.634 10 181,6		2'09.634 10 181,6														
30	3 M. PEDENEAU Yamaha YZF-R3	FRA	2'09.670 12 185,6		2'09.670 12 185,6														
31	2 L. DOTI KTM RC 390 R	SUI	2'09.721 20 183,8		2'12.226 10 177,4	2'09.721 10 183,8													
32	24 M. BERTE Yamaha YZF-R3	ITA	2'09.875 12 182,2		2'09.875 12 182,2														
33	91 G. MORA Yamaha YZF-R3	ITA	2'09.894 22 184,1		2'13.125 11 174,5	2'09.894 11 184,1													
34	17 K. MEUFFELS KTM RC 390 R	NED	2'09.928 21 191,9		2'10.344 14 185,3	2'09.928 7 191,9													
35	97 M. KAPLER KTM RC 390 R	GER	2'10.027 12 186,3		2'10.027 12 186,3														
36	69 J. BUIS Kawasaki Ninja 400	NED	2'10.347 12 183,8		2'10.347 12 183,8														
37	65 J. FACCO Yamaha YZF-R3	ITA	2'10.618 12 184,7		2'10.618 12 184,7														
38	11 K. ARDUINI Kawasaki Ninja 400	ITA	2'10.716 20 184,7		2'12.713 9 176,0	2'10.716 11 184,7													
39	78 J. FORAY Kawasaki Ninja 400	FRA	2'11.141 12 184,4		2'11.141 12 184,4														
40	30 D. BLIN Yamaha YZF-R3	POL	2'11.149 12 179,5		2'11.149 12 179,5														
41	61 Y. OKAYA Kawasaki Ninja 400	JPN	2'11.429 11 181,6		2'11.429 11 181,6														
42	44 T. BRAMICH Kawasaki Ninja 400	AUS	2'11.898 12 184,7		2'11.898 12 184,7														
43	77 V. SCHWARZ Kawasaki Ninja 400	CZE	2'12.075 12 181,3		2'12.075 12 181,3														
44	35 F. DE BRUIN Yamaha YZF-R3	NED	2'12.183 13 177,7		2'12.183 13 177,7														
45	33 K. HARTMANN Yamaha YZF-R3	FRA	2'12.369 21 187,9		2'13.902 10 181,3	2'12.369 11 187,9													
46	60 G. SCONZA Yamaha YZF-R3	ITA	2'12.559 12 174,3		2'12.559 12 174,3														
47	23 P. GIACOMINI Kawasaki Ninja 400	ITA	2'12.584 24 182,5		2'13.748 12 179,5	2'12.584 12 182,5													
48	19 B. MOLINA Yamaha YZF-R3	CHI	2'12.813 26 183,1		2'15.506 13 179,2	2'12.813 13 183,1													
49	82 J. HYDE Kawasaki Ninja 400	AUS	2'13.583 10 174,3		2'13.583 10 174,3														
50	93 A. QUINET Honda CBR500R	FRA	2'14.222 11 179,5		2'14.222 11 179,5														

10/05/2019

These data/results cannot be reproduced, stored and/or transmitted in whole or in part by any manner of electronic, mechanical, photocopying, recording, broadcasting or otherwise now known or herein after developed without the previous express consent by the copyright owner, except for reproduction in daily press and regular printed publications on sale to the public within 60 days of the event related to those data/results and always provided that copyright symbol appears together as follows below.

© DORNA WSBK ORGANIZATION Srl 2019





Imola Circuit 4.936 m

Pirelli Italian Round, 10-12 May 2019

Best Laps & Speeds Gr.A

3 / 3

No.	Rider Bike	Nat	Best Lap		FP1		FP2						
			LL	SPD	LL	SPD	LL	SPD					
51	9 S. NAUD Kawasaki Ninja 400	FRA	2'14.930 25 185,0		2'16.299 12 178,9		2'14.930 13 185,0						
52	84 K. ALOISI Kawasaki Ninja 400	ITA	2'14.966 20 178,9		2'16.361 10 177,4		2'14.966 10 178,9						
53	12 R. DORE Yamaha YZF-R3	FRA	2'15.502 12 181,9		2'15.502 12 181,9								
54	32 A. PELIKANOVA Kawasaki Ninja 400	CZE	2'18.019 12 181,0		2'18.019 12 181,0								
55	27 F. ROVELLI Kawasaki Ninja 400	ITA											
56	36 B. NEILA Yamaha YZF-R3	ESP											

10/05/2019

These data/results cannot be reproduced, stored and/or transmitted in whole or in part by any manner of electronic, mechanical, photocopying, recording, broadcasting or otherwise now known or herein after developed without the previous express consent by the copyright owner, except for reproduction in daily press and regular printed publications on sale to the public within 60 days of the event related to those data/results and always provided that copyright symbol appears together as follows below.

© DORNA WSBK ORGANIZATION Srl 2019

