

Pirelli Italian Round, 10-12 May 2019

Chronological Analysis Free Practice 2nd Session Gr.B

1° 88 B. IERACI (2'07.502)								5° 25 A. VERDÓIA (2'08.209)							
Lap	Seg.1	Seg.2	Seg.3	Seg.4	Lap Time	km/h	Local Time	Lap	Seg.1	Seg.2	Seg.3	Seg.4	Lap Time	km/h	Local Time
1							14:15'24.469	1			43.170	36.976	27.489	126,0	14:17'26.198
2	51.626	41.245	39.871	26.339	2'39.081P	147,0	14:18'03.550	2	28.959	39.845	34.787	26.490	2'10.081	184,7	14:19'36.279
3	28.830	38.960	34.590	25.802	2'08.182	181,3	14:20'11.732	3	29.179	40.323	36.250	26.510	2'12.262	186,0	14:21'48.541
4	30.214	40.586	35.509	25.941	2'12.250	169,1	14:22'23.982	4	29.054	40.200	34.771	47.943	2'31.968P	187,0	14:24'20.509
5	28.528	39.074	34.378	25.522	2'07.502	183,5	14:24'31.484	5	2'08.380	42.419	37.791	26.202	3'54.792P	92,4	14:28'15.301
6	29.164	39.387	35.825	30.233	2'14.609	178,3	14:26'46.093	6	29.149	40.385	35.863	46.023	2'31.420P	180,4	14:30'46.721
7	28.591	39.727	35.550	5'11.735	6'55.603P	184,7	14:33'41.696	7	3'41.031	40.093	35.329	23.863	5'20.316CP	155,1	14:36'07.037
8	43.248	39.750	34.511	25.814	2'23.323P	155,1	14:36'05.019	8	29.279	39.722	34.477	26.012	2'09.490C	178,9	14:38'16.527
9	28.954	39.162	34.387	25.566	2'08.069	180,4	14:38'13.088	9	29.158	39.469	34.481	25.889	2'08.997	181,0	14:40'25.524
10	28.884	39.081	34.603	25.484	2'08.052	181,6	14:40'21.140	10	29.070	39.384	34.655	27.837	2'10.946	182,2	14:42'36.470
11	28.728	39.030	34.609	25.795	2'08.162	182,2	14:42'29.302	11	28.705	39.320	34.489	25.695	2'08.209	184,1	14:44'44.679
12	30.449	41.372	35.428	25.845	2'13.094	168,9	14:44'42.396	12	28.752	39.342	34.428	26.218	2'08.740	181,9	14:46'53.419
13	28.317	38.896	34.532	25.927	2'07.672	184,7	14:46'50.068								

2° 85 K. SABATUCCI (2'07.662)								6° 21 B. SANCHEZ (2'08.263)							
Lap	Seg.1	Seg.2	Seg.3	Seg.4	Lap Time	km/h	Local Time	Lap	Seg.1	Seg.2	Seg.3	Seg.4	Lap Time	km/h	Local Time
1		44.218	36.290	27.569		142,2	14:17'23.395	1							14:15'03.778
2	29.063	39.900	34.796	26.163	2'09.922	187,3	14:19'33.317	2	54.940	44.688	37.840	26.687	2'44.155P	147,0	14:17'47.933
3	28.816	39.472	34.650	25.995	2'08.933	181,9	14:21'42.250	3	29.014	39.613	35.182	26.198	2'10.007	179,5	14:19'57.940
4	28.560	39.685	34.819	25.831	2'08.895	185,1	14:23'51.145	4	29.584	41.421	37.031	7'44.868	9'32.904P	176,9	14:29'30.844
5	29.032	39.881	34.637	2'32.339	4'15.889P	185,1	14:28'07.034	5	49.195	40.613	35.076	25.843	2'30.727P	149,9	14:32'01.571
6	48.075	41.868	36.827	27.402	2'34.172P	114,6	14:30'41.206	6	28.799	39.271	34.362	25.831	2'08.263	183,2	14:34'09.834
7	28.830	39.630	34.640	25.750	2'08.850	187,0	14:32'50.056	7	28.787	39.340	34.488	26.175	2'08.790	181,3	14:36'18.624
8	29.248	39.608	34.495	25.643	2'08.994C	180,4	14:34'59.050	8	28.776	39.906	35.462	26.946	2'11.090	184,7	14:38'29.714
9	28.944	39.615	36.567	26.726	2'11.852	180,7	14:37'10.902	9	28.553	39.675	35.632	26.165	2'10.025	188,9	14:40'39.739
10	28.673	39.530	34.366	25.714	2'08.283	181,0	14:39'19.185	10	28.837	39.155	34.625	26.105	2'08.722	183,2	14:42'48.461
11	29.340	40.735	35.248	25.823	2'11.146	178,0	14:41'30.331	11	28.848	39.981	36.302	25.611	2'10.742	181,9	14:44'59.203
12	28.698	51.110	35.371	26.236	2'21.415	183,2	14:43'51.746	12	28.400	39.492	34.829	25.822	2'08.543	190,3	14:47'07.746
13	28.415	39.319	34.323	25.605	2'07.662	186,7	14:45'59.408								

3° 54 B. SOFUOGLU (2'08.108)								7° 95 S. DEROUÉ (2'08.543)							
Lap	Seg.1	Seg.2	Seg.3	Seg.4	Lap Time	km/h	Local Time	Lap	Seg.1	Seg.2	Seg.3	Seg.4	Lap Time	km/h	Local Time
1		42.721	38.892	27.520		140,0	14:17'22.945	1			42.725	36.131	27.623	139,8	14:17'23.179
2	29.525	40.142	34.713	27.224	2'11.604	187,0	14:19'34.549	2	28.849	39.364	34.778	25.879	2'08.870	189,6	14:19'32.049
3	29.850	40.287	35.938	26.890	2'12.965	179,2	14:21'47.514	3	28.952	39.244	34.905	25.772	2'08.873	182,9	14:21'40.922
4	30.207	40.814	35.267	26.077	2'12.365	183,2	14:23'59.879	4	29.139	39.595	35.070	25.605	2'09.409	181,3	14:23'50.331
5	29.517	43.875	36.372	1'59.006	3'48.770P	180,7	14:27'48.649	5	29.388	41.526	35.821	26.730	2'13.465	180,4	14:26'03.796
6	52.517	53.256	40.247	26.237	2'52.257P	73,2	14:30'40.906	6	28.950	39.383	34.718	43.701	2'26.752P	183,2	14:28'30.548
7	29.213	39.893	35.164	25.662	2'09.932	182,9	14:32'50.838	7	6'05.388	40.656	36.534	26.331	7'48.909P	152,4	14:36'19.457
8	29.270	39.585	34.446	25.495	2'08.796	182,2	14:34'59.634	8	28.689	39.490	35.038	26.047	2'09.264	184,7	14:38'28.721
9	28.809	39.505	34.788	25.899	2'09.001	185,1	14:37'08.633	9	28.694	39.700	34.695	25.666	2'08.755	186,0	14:40'37.476
10	30.302	41.711	34.611	26.244	2'12.868	171,0	14:39'21.505	10	29.609	40.731	35.376	26.389	2'12.105	180,4	14:42'49.581
11	33.587	44.269	34.689	25.990	2'18.535	133,6	14:41'40.038	11	28.370	39.849	34.456	25.868	2'08.543	187,6	14:44'58.124
12	28.900	41.466	34.970	25.826	2'11.162	183,8	14:43'51.200	12	28.919	39.604	34.883	26.146	2'09.552	182,2	14:47'07.676
13	29.019	39.376	34.464	25.249	2'08.108	181,6	14:45'59.308								

4° 14 E. DE LA VEGA (2'08.158)								8° 3 M. PEDENEAU (2'08.641)							
Lap	Seg.1	Seg.2	Seg.3	Seg.4	Lap Time	km/h	Local Time	Lap	Seg.1	Seg.2	Seg.3	Seg.4	Lap Time	km/h	Local Time
1							14:15'27.172	1							14:15'10.792
2	51.086	40.787	35.878	26.182	2'33.933P	148,7	14:18'01.105	2	50.357	42.534	36.414	26.554	2'35.859P	146,6	14:17'46.651
3	29.347	40.011	35.174	26.317	2'10.849	178,6	14:20'11.954	3	29.409	40.648	35.406	26.415	2'11.878	177,5	14:19'58.529
4	28.947	39.915	34.808	26.011	2'09.681	180,7	14:22'21.635	4	29.056	40.583	35.137	26.125	2'10.901	182,9	14:22'09.430
5	29.671	40.061	34.814	25.821	2'10.367	181,0	14:24'32.002	5	29.300	40.149	35.140	26.131	2'10.720	179,8	14:24'20.150
6	29.036	39.233	34.650	25.757	2'08.676C	182,6	14:26'40.678	6	29.331	39.870	35.071	25.992	2'10.264	179,2	14:26'30.414
7	29.415	39.606	35.043	8'12.649	9'56.713P	178,6	14:36'37.391	7	29.470	39.851	35.320	1'28.143	3'12.784P	178,3	14:29'43.198
8	48.947	40.185	34.908	25.994	2'30.034P	148,5	14:39'07.425	8	59.079	1'02.155	49.559	26.834	3'17.627P	103,3	14:33'00.825
9	29.353	39.347	34.999	26.191	2'09.890	178,9	14:41'17.315	9	29.281	39.596	35.064	25.997	2'09.938	181,6	14:35'10.763
10	29.673	39.597	34.808	25.795	2'09.873	179,2	14:43'27.188	10	28.901	39.214	34.516	26.010	2'08.641	183,5	14:37'19.404
11	28.851	39.219	34.622	25.466	2'08.158	181,0	14:45'35.346	11	29.021	39.286	35.014	26.428	2'09.749	181,3	14:39'29.153
								12	28.986	39.285	34.834	26.015	2'09.120	182,9	14:41'38.273
								13	29.734	40.056	34.909	26.225	2'10.924	181,0	14:43'49.197
								14	28.590	39.743	34.869	26.073	2'09.275	186,3	14:45'58.472

10/05/2019 P = Pits In/Out - C = Lap Time Cancelled

These data/results cannot be reproduced, stored and/or transmitted in whole or in part by any manner of electronic, mechanical, photocopying, recording, broadcasting or otherwise now known or herein after developed without the previous express consent by the copyright owner, except for reproduction in daily press and regular printed publications on sale to the public within 60 days of the event related to those data/results and always provided that copyright symbol appears together as follows below.

© DORNA WSBK ORGANIZATION Srl 2019



Official Fuel Supplier

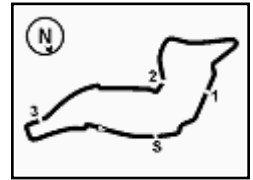


FKR PERUGIA TIMING

Official Tyre Supplier



Official Timekeeper



Imola Circuit 4.936 m

Pirelli Italian Round, 10-12 May 2019

Chronological Analysis Free Practice 2nd Session Gr.B

2 / 4

9° 69 J. BUIS (2'08.809)							
Lap	Seg.1	Seg.2	Seg.3	Seg.4	Lap Time	km/h	Local Time
1		42.778	37.604	27.033		133,3	14:17'21.621
2	29.450	40.076	35.324	26.003	2'10.853	181,6	14:19'32.474
3	28.985	39.526	34.853	25.942	2'09.306	185,4	14:21'41.780
4	28.774	39.841	34.767	25.598	2'08.980C	185,4	14:23'50.760
5	29.388	40.150	34.849	25.803	2'10.190	185,1	14:26'00.950
6	30.607	41.052	34.985	49.430	2'36.074P	176,0	14:28'37.024
7	1'40.953	40.707	35.351	26.260	3'23.271P	150,1	14:32'00.295
8	29.212	39.698	35.010	25.916	2'09.836	183,2	14:34'10.131
9	28.619	39.458	34.638	26.094	2'08.809	186,3	14:36'18.940
10	28.748	40.224	35.078	26.075	2'10.125	186,7	14:38'29.065
11	28.711	39.794	34.810	25.718	2'09.033	188,3	14:40'38.098
12	28.986	40.248	34.843	26.399	2'10.476	185,7	14:42'48.574
13	29.069	39.840	34.908	25.921	2'09.738	182,6	14:44'58.312
14	28.860	39.704	34.863	26.000	2'09.427	178,3	14:47'07.739

10° 24 M. BERTE (2'08.976)							
Lap	Seg.1	Seg.2	Seg.3	Seg.4	Lap Time	km/h	Local Time
1		45.030	36.591	28.048		147,2	14:17'24.532
2	29.552	41.501	35.750	26.120	2'12.923	188,9	14:19'37.455
3	28.985	40.076	35.169	26.277	2'10.507	187,3	14:21'47.962
4	29.613	40.396	35.110	25.963	2'11.082	183,8	14:23'59.044
5	30.316	42.190	36.056	22.670	4'11.232P	179,8	14:28'10.276
6	44.809	42.088	36.469	26.677	2'30.043P	123,2	14:30'40.319
7	29.390	39.585	35.258	25.921	2'10.154	181,9	14:32'50.473
8	29.223	39.447	34.597	25.709	2'08.976	184,4	14:34'59.449
9	29.064	39.833	35.264	26.221	2'10.382	183,8	14:37'09.831
10	29.219	40.084	34.734	25.713	2'09.750	184,4	14:39'19.581
11	28.803	39.731	34.949	26.010	2'09.493	185,1	14:41'29.074
12	29.836	42.401	37.416	26.354	2'16.007	174,3	14:43'45.081
13	29.212	39.629	34.815	25.740	2'09.396	181,6	14:45'54.477

11° 72 V. STEEMAN (2'09.091)							
Lap	Seg.1	Seg.2	Seg.3	Seg.4	Lap Time	km/h	Local Time
1							14:15'37.101
2	47.901	40.706	35.203	26.823	2'30.633P	149,1	14:18'07.734
3	28.815	39.528	34.664	26.084	2'09.091	182,9	14:20'16.825
4	28.728	39.312	34.920	26.435	2'09.395C	184,1	14:22'26.220
5	28.770	39.545	34.831	25.949	2'09.095	184,4	14:24'35.315
6	29.111	39.746	34.790	26.190	2'09.837	181,6	14:26'45.152

12° 99 F. GOMEZ (2'09.219)							
Lap	Seg.1	Seg.2	Seg.3	Seg.4	Lap Time	km/h	Local Time
1		42.885	42.784	26.865		125,4	14:17'27.355
2	29.087	40.125	35.805	1'30.299	3'15.316P	186,0	14:20'42.671
3	42.932	40.693	35.715	26.394	2'25.734P	149,9	14:23'08.405
4	29.590	40.058	35.042	26.184	2'10.874	180,1	14:25'19.279
5	29.586	45.340	36.568	3'21.195	5'12.689P	178,6	14:30'31.968
6	44.413	40.872	35.216	26.484	2'26.985P	145,5	14:32'58.953
7	29.520	40.018	35.048	26.314	2'10.900	181,0	14:35'09.853
8	29.247	39.527	34.927	26.168	2'09.869	181,0	14:37'19.722
9	28.940	39.547	34.936	26.228	2'09.651	185,4	14:39'29.373
10	28.998	39.495	34.722	26.004	2'09.219	188,9	14:41'38.592
11	29.313	39.956	34.860	26.050	2'10.179	188,0	14:43'48.771
12	29.001	39.566	34.813	26.213	2'09.593C	182,6	14:45'58.364

13° 97 M. KAPPLER (2'09.294)							
Lap	Seg.1	Seg.2	Seg.3	Seg.4	Lap Time	km/h	Local Time
1							14:15'29.996
2	49.699	40.615	35.325	26.231	2'31.870P	153,3	14:18'01.866
3	29.010	39.811	34.804	26.187	2'09.812	185,1	14:20'11.678

4	29.042	39.825	34.929	26.345	2'10.141	182,9	14:22'21.819
5	28.900	39.740	34.940	26.255	2'09.835	184,1	14:24'31.654
6	29.537	40.900	35.616	3'09.173	4'55.226P	178,9	14:29'26.880
7	50.147	40.442	35.072	26.297	2'31.958P	150,1	14:31'58.838
8	29.296	39.721	34.984	26.111	2'10.112	181,0	14:34'08.950
9	29.145	39.410	34.740	26.007	2'09.302	182,2	14:36'18.252
10	29.130	39.531	34.914	26.173	2'09.474	180,4	14:38'28.000
11	29.272	40.032	34.787	26.216	2'10.307	180,4	14:40'38.307
12	28.885	40.312	35.151	26.243	2'10.591	184,1	14:42'48.898
13	28.868	40.217	34.885	26.042	2'10.012	181,3	14:44'58.910
14	28.618	39.473	34.945	26.258	2'09.294	184,7	14:47'08.204

14° 61 Y. OKAYA (2'09.972)							
Lap	Seg.1	Seg.2	Seg.3	Seg.4	Lap Time	km/h	Local Time
1		43.397	37.762	27.449		144,3	14:17'22.710
2	29.780	40.904	36.250	26.924	2'13.858	181,3	14:19'36.568
3	29.488	39.931	35.413	26.580	2'11.412	184,4	14:21'47.980
4	29.724	40.627	35.624	26.472	2'12.447	181,0	14:24'00.427
5	29.372	40.850	35.721	26.348	2'12.291	182,9	14:26'12.718
6	29.647	40.214	35.426	26.465	2'11.752	180,1	14:28'24.470
7	30.042	40.521	35.356	2'56.887	4'42.806P	178,9	14:33'07.276
8	48.596	41.872	36.400	26.264	2'33.132P	126,0	14:35'40.408
9	29.362	39.866	35.065	26.266	2'10.559	180,7	14:37'50.967
10	29.489	41.893	35.402	26.871	2'13.655	180,4	14:40'04.622
11	29.839	39.963	48.923	26.378	2'25.103	175,2	14:42'39.725
12	29.503	40.263	35.449	26.243	2'11.458	180,4	14:44'41.183
13	29.495	39.673	34.896	25.908	2'09.972	179,8	14:46'51.155

15° 20 D. LOUREIRO (2'10.043)							
Lap	Seg.1	Seg.2	Seg.3	Seg.4	Lap Time	km/h	Local Time
1		42.171	36.606	35.426		148,7	14:17'51.730
2	29.069	40.762	35.620	26.053	2'11.504	182,2	14:20'03.234
3	29.133	39.562	35.255	47.637	2'31.587P	180,1	14:22'34.821
4	13'16.124	44.629	43.726	33.355	15'17.834P	126,8	14:37'52.655
5	28.785	40.619	37.616	27.474	2'14.494	182,9	14:40'07.149
6	29.021	39.579	35.271	26.172	2'10.043	180,1	14:42'17.192
7	28.835	39.792	36.753	26.955	2'12.335	180,1	14:44'29.527
8	28.663	42.827	45.592	27.087	2'24.169	182,2	14:46'53.696

16° 65 J. FACCO (2'10.078)							
Lap	Seg.1	Seg.2	Seg.3	Seg.4	Lap Time	km/h	Local Time
1		43.627	35.826	27.686		125,7	14:17'24.179
2	29.206	40.243	35.542	26.655	2'11.646	182,6	14:19'35.825
3	29.342	39.861	35.015	27.010	2'11.228	182,6	14:21'47.053
4	30.526	42.502	35.165	27.335	2'15.528	182,9	14:24'02.581
5	30.318	43.237	35.772	26.406	2'15.733	173,2	14:26'18.314
6	29.838	43.002	37.809	2'49.703	4'40.352P	184,1	14:30'58.666
7	49.556	40.542	35.185	26.700	2'31.983P	130,7	14:33'30.649
8	29.471	40.303	35.027	26.288	2'11.089	180,1	14:35'41.738
9	29.311	39.760	35.003	26.246	2'10.320	180,7	14:37'52.058
10	29.355	40.096	36.913	29.374	2'15.738	180,7	14:40'07.796
11	29.227	39.817	34.895	26.160	2'10.099	182,9	14:42'17.895
12	28.985	39.650	35.130	26.313	2'10.078	185,1	14:44'27.973
13	30.090	44.170	44.607	27.113	2'25.980	178,9	14:46'53.953

17° 78 J. FORAY (2'10.160)							
Lap	Seg.1	Seg.2	Seg.3	Seg.4	Lap Time	km/h	Local Time
1		41.803	36.319	26.718		146,0	14:17'16.841
2	29.541	40.189	35.417	25.500	2'10.647C	180,1	14:19'27.488
3	32.491	40.089	35.331	25.931	2'13.842	177,2	14:21'41.330
4	29.148	39.688	35.225	26.223	2'10.284	183,2	14:23'51.614
5	28.843	40.223	35.099	25.995	2'10.160	187,6	14:26'01.774
6	29.280	40.460	35.539	26.163	2'11.442	182,9	14:28'13.216

10/05/2019 P = Pits In/Out - C = Lap Time Cancelled

These data/results cannot be reproduced, stored and/or transmitted in whole or in part by any manner of electronic, mechanical, photocopying, recording, broadcasting or otherwise now known or herein after developed without the previous express consent by the copyright owner, except for reproduction in daily press and regular printed publications on sale to the public within 60 days of the event related to those data/results and always provided that copyright symbol appears together as follows below.

© DORNA WSBK ORGANIZATION Srl 2019



Official Fuel Supplier

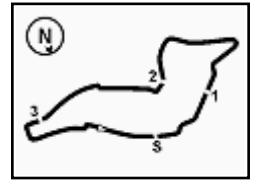


FKR PERGOIA TIMING

Official Tyre Supplier



Official Timekeeper



Pirelli Italian Round, 10-12 May 2019

Chronological Analysis Free Practice 2nd Session Gr.B

7	29.421	40.291	38.722	5'46.408	7'34.842P	180,7	14:35'48.058
8	47.348	41.103	35.221	26.062	2'29.734P	137,5	14:38'17.792
9	29.227	39.946	34.967	26.250	2'10.390	181,0	14:40'28.182
10	29.311	40.277	35.165	26.586	2'11.339	182,2	14:42'39.521
11	29.128	40.244	35.131	25.968	2'10.471	183,5	14:44'49.992
12	29.109	40.280	34.987	26.371	2'10.747	183,2	14:47'00.739

18°		30 D. BLIN (2'10.180)					
Lap	Seg.1	Seg.2	Seg.3	Seg.4	Lap Time	km/h	Local Time
1		43.023	37.058	27.649		127,3	14:17'26.655
2	29.513	40.111	35.731	26.656	2'12.011	179,8	14:19'38.666
3	29.273	40.109	35.735	26.412	2'11.529	183,2	14:21'50.195
4	29.501	40.115	34.813	26.425	2'10.854	180,1	14:24'01.049
5	29.194	40.243	35.235	26.360	2'11.032	181,3	14:26'12.081
6	32.264	43.638	39.544	2'46.383	4'41.829P	173,2	14:30'53.910
7	55.369	40.382	35.560	1'27.136	3'38.447P	124,2	14:34'32.357
8	1'17.788	45.661	43.513	34.677	3'21.639P	129,7	14:37'53.996
9	30.063	48.612	43.339	26.125	2'28.139	175,4	14:40'22.135
10	29.501	40.073	35.948	27.037	2'12.559	177,5	14:42'34.694
11	29.445	40.224	35.027	25.834	2'10.530	177,8	14:44'45.224
12	28.959	39.888	35.272	26.061	2'10.180	180,4	14:46'55.404

19°		27 F. ROVELLI (2'10.558)					
Lap	Seg.1	Seg.2	Seg.3	Seg.4	Lap Time	km/h	Local Time
1		43.161	37.912	27.389		145,8	14:17'22.122
2	29.910	41.094	36.275	26.642	2'13.921	179,2	14:19'36.043
3	29.371	40.083	35.346	26.495	2'11.295	186,3	14:21'47.338
4	30.095	40.769	35.272	31.394	2'17.530C	182,9	14:24'04.868
5	30.488	40.557	35.266	26.432	2'12.743	168,1	14:26'17.611
6	30.571	43.292	36.615	4'10.217	6'00.695P	175,4	14:32'18.306
7	54.078	41.823	36.322	26.698	2'38.921P	137,1	14:34'57.227
8	30.069	40.733	35.169	26.287	2'12.258	177,5	14:37'09.485
9	29.566	41.816	35.127	26.486	2'12.995	179,5	14:39'22.480
10	31.091	41.456	39.414	26.894	2'18.855	180,1	14:41'41.335
11	29.238	40.322	35.332	26.320	2'11.212	185,1	14:43'52.547
12	29.029	39.856	35.172	26.501	2'10.558	182,9	14:46'03.105

20°		36 B. NEILA (2'10.617)					
Lap	Seg.1	Seg.2	Seg.3	Seg.4	Lap Time	km/h	Local Time
1							14:15'10.420
2	49.932	44.181	37.428	27.459	2'39.000P	149,1	14:17'49.420
3	30.413	42.443	36.179	27.670	2'16.705	178,3	14:20'06.125
4	30.415	41.474	35.910	8'17.607	10'05.406P	178,3	14:30'11.531
5	52.502	42.585	36.209	27.033	2'38.329P	143,5	14:32'49.860
6	30.279	40.811	35.594	26.930	2'13.614	176,9	14:35'03.474
7	29.936	40.979	35.276	26.575	2'12.766	181,0	14:37'16.240
8	29.768	40.792	35.222	26.881	2'12.663	184,1	14:39'28.903
9	29.493	40.411	35.120	26.538	2'11.562	182,9	14:41'40.465
10	29.160	40.933	35.507	26.671	2'12.271	185,4	14:43'52.736
11	28.995	40.228	34.900	26.494	2'10.617	179,8	14:46'03.353

21°		35 F. DE BRUIN (2'10.936)					
Lap	Seg.1	Seg.2	Seg.3	Seg.4	Lap Time	km/h	Local Time
1		43.490	36.392	27.063		135,4	14:17'25.597
2	29.598	40.797	35.729	27.341	2'13.465	179,8	14:19'39.062
3	29.204	40.558	35.787	26.343	2'11.892	184,7	14:21'50.954
4	29.657	40.475	35.472	26.326	2'11.930	185,1	14:24'02.884
5	29.302	40.349	35.619	47.252	2'32.522P	181,9	14:26'35.406
6	45.408	40.510	36.456	26.754	2'29.128P	149,1	14:29'04.534
7	29.697	40.393	35.924	26.591	2'12.605	177,5	14:31'17.139
8	29.563	40.210	35.345	26.246	2'11.364	179,5	14:33'28.503
9	29.430	40.273	35.324	26.079	2'11.106	178,6	14:35'39.609
10	29.350	40.212	35.171	26.203	2'10.936	178,0	14:37'50.545

22°		60 G. SCONZA (2'11.419)					
Lap	Seg.1	Seg.2	Seg.3	Seg.4	Lap Time	km/h	Local Time
1			43.327	37.926	27.400	129,3	14:17'22.496
2	30.378	40.942	36.204	26.954	2'14.478	177,5	14:19'36.974
3	29.379	40.501	35.732	26.397	2'12.009	178,0	14:21'48.983
4	29.190	40.891	35.658	27.068	2'12.807	183,2	14:24'01.790
5	30.030	40.397	35.769	43.451	2'29.647P	180,7	14:26'31.437
6	2'23.160	41.880	36.643	26.565	4'08.248P	118,8	14:30'39.685
7	30.131	40.095	35.479	26.476	2'12.181	175,2	14:32'51.866
8	29.694	40.333	35.675	26.323	2'12.025	178,3	14:35'03.891
9	29.826	40.466	35.311	40.234	2'25.837P	180,1	14:37'29.728
10	48.092	42.508	36.119	28.675	2'35.394P	96,5	14:40'05.122
11	29.485	40.215	35.659	26.401	2'11.760	179,2	14:42'16.882
12	29.528	39.829	35.570	26.492	2'11.419	175,2	14:44'28.301
13	29.564	43.381	42.343	27.225	2'22.513	178,3	14:46'50.814

23°		77 V. SCHWARZ (2'11.576)					
Lap	Seg.1	Seg.2	Seg.3	Seg.4	Lap Time	km/h	Local Time
1		42.023	36.329	27.013		141,3	14:17'16.744
2	30.045	40.546	35.947	26.596	2'13.134	176,3	14:19'29.878
3	29.680	40.868	35.896	26.452	2'12.896	178,3	14:21'42.774
4	29.923	40.381	35.925	26.614	2'12.843	176,6	14:23'55.617
5	30.181	42.963	37.067	26.689	2'16.900	174,3	14:26'12.517
6	29.967	40.610	35.624	26.537	2'12.738	176,6	14:28'25.255
7	30.121	40.902	35.810	2'17.764	4'04.597P	175,7	14:32'29.852
8	47.836	42.251	35.597	26.799	2'32.483P	122,5	14:35'02.335
9	29.779	40.429	36.550	26.366	2'13.124	176,0	14:37'15.459
10	29.925	40.496	35.831	26.542	2'12.794	173,5	14:39'28.253
11	30.076	39.877	35.333	26.290	2'11.576	175,2	14:41'39.829
12	29.298	41.493	35.851	26.458	2'13.100	178,0	14:43'52.929
13	28.951	40.458	35.131	27.967	2'12.507	181,9	14:46'05.436

24°		44 T. BRAMICH (2'12.053)					
Lap	Seg.1	Seg.2	Seg.3	Seg.4	Lap Time	km/h	Local Time
1		42.017	36.301	27.063		143,5	14:17'16.572
2	30.305	40.684	35.619	26.628	2'13.236	176,0	14:19'29.808
3	29.703	40.265	35.771	26.603	2'12.342	178,9	14:21'42.150
4	29.019	39.705	35.058	24.668	2'08.450C	183,8	14:23'50.600
5	29.756	40.094	35.106	26.042	2'10.998C	177,8	14:26'01.598
6	29.603	40.488	35.749	26.213	2'12.053	180,1	14:28'13.651
7	29.213	40.255	36.638	45.768	2'31.874P	181,6	14:30'45.525
8	3'40.760	47.589	38.529	27.497	5'34.375P	148,0	14:36'19.900
9	29.004	39.656	34.918	25.962	2'09.540C	184,1	14:38'29.440
10	28.764	39.545	35.406	33.241	2'16.956C	185,7	14:40'46.396
11	29.554	40.526	35.615	27.840	2'13.535	179,2	14:42'59.931

25°		82 J. HYDE (2'12.148)					
Lap	Seg.1	Seg.2	Seg.3	Seg.4	Lap Time	km/h	Local Time
1		42.355	37.282	28.235		139,6	14:17'24.050
2	30.012	41.688	35.802	26.778	2'14.280	181,6	14:19'38.330
3	29.608	40.500	35.907	26.765	2'12.780	179,2	14:21'51.110
4	29.415	40.696	35.803	26.536	2'12.450	185,4	14:24'03.560
5	29.808	40.887	36.127	26.770	2'13.592	178,9	14:26'17.152
6	30.188	40.857	36.186	26.773	2'14.004	172,9	14:28'31.156
7	30.204	40.843	35.830	26.765	2'13.642	174,0	14:30'44.798
8	30.102	40.687	35.657	26.892	2'13.338	174,0	14:32'58.136
9	30.543	40.553	35.698	26.613	2'13.407	175,2	14:35'11.543
10	29.709	40.631	35.520	26.768	2'12.628	177,5	14:37'24.171
11	29.967	40.638	35.618	26.712	2'12.935	173,5	14:39'37.106
12	29.780	40.450	35.403	26.828	2'12.461	174,6	14:41'49.567
13	29.993	40.770	35.632	26.515	2'12.910	172,9	14:44'02.477
14	29.730	40.331	35.541	26.546	2'12.148	176,0	14:46'14.625

10/05/2019 P = Pits In/Out - C = Lap Time Cancelled

These data/results cannot be reproduced, stored and/or transmitted in whole or in part by any manner of electronic, mechanical, photocopying, recording, broadcasting or otherwise now known or herein after developed without the previous express consent by the copyright owner, except for reproduction in daily press and regular printed publications on sale to the public within 60 days of the event related to those data/results and always provided that copyright symbol appears together as follows below.

© DORNA WSBK ORGANIZATION Srl 2019



Official Fuel Supplier

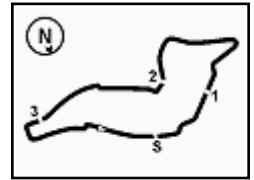


FKR PERUGIA TIMING

Official Tyre Supplier



Official Timekeeper



Imola Circuit 4.936 m

4 / 4

Pirelli Italian Round, 10-12 May 2019

Chronological Analysis Free Practice 2nd Session Gr.B

26° 12 R. DORE (2'13.467)							
Lap	Seg.1	Seg.2	Seg.3	Seg.4	Lap Time	km/h	Local Time
1							14:15'05.835
2	54.598	43.764	37.822	28.062	2'44.246CP	138,6	14:17'50.081
3	30.174	41.839	36.218	27.386	2'15.617	177,5	14:20'05.698
4	30.002	41.293	36.579	27.262	2'15.136	176,9	14:22'20.834
5	30.052	41.267	35.939	27.056	2'14.314	176,3	14:24'35.148
6	30.693	40.664	36.100	27.157	2'14.614	181,3	14:26'49.762
7	29.906	40.817	36.095	26.783	2'13.601	176,9	14:29'03.363
8	30.030	40.735	35.897	26.805	2'13.467	176,0	14:31'16.830
9	30.054	40.451	35.712	27.405	2'13.622	173,7	14:33'30.452
10	29.934	40.553	35.707	52.906	2'39.100P	172,6	14:36'09.552
11	52.055	42.461	37.635	30.452	2'42.603P	146,4	14:38'52.155
12	40.024	43.018	36.229	27.187	2'26.458	146,4	14:41'18.613
13	29.789	41.013	35.812	26.922	2'13.536	178,0	14:43'32.149
14	29.895	41.169	35.851	26.882	2'13.797	178,9	14:45'45.946

27° 93 A. QUINET (2'13.586)							
Lap	Seg.1	Seg.2	Seg.3	Seg.4	Lap Time	km/h	Local Time
1		42.343	37.058	27.187		144,3	14:17'18.241
2	29.910	41.431	36.247	27.117	2'14.705	174,6	14:19'32.946
3	29.583	41.089	36.230	26.684	2'13.586	177,8	14:21'46.532
4	31.268	41.078	35.713	26.918	2'14.977	174,6	14:24'01.509
5	31.605	40.772	36.285	26.897	2'15.559	178,3	14:26'17.068
6	30.329	41.108	36.187	26.908	2'14.532	170,7	14:28'31.600
7	30.553	41.346	35.937	42.633	2'30.469P	176,6	14:31'02.069
8	6'00.142	42.016	36.553	26.734	7'45.445P	145,7	14:38'47.514
9	30.152	40.905	36.262	26.715	2'14.034	173,7	14:41'01.548
10	30.124	40.720	36.602	26.659	2'14.105	174,0	14:43'15.653
11	30.002	40.649	36.252	27.234	2'14.137	174,6	14:45'29.790

28° 32 A. PELIKANOVA (2'16.980)							
Lap	Seg.1	Seg.2	Seg.3	Seg.4	Lap Time	km/h	Local Time
1							14:15'06.764
2	53.448	43.704	38.698	28.090	2'43.940P	150,1	14:17'50.704
3	30.165	42.704	37.686	27.673	2'18.228	181,0	14:20'08.932
4	30.478	42.716	37.191	28.057	2'18.442	180,7	14:22'27.374
5	30.725	42.718	36.935	26.566	2'16.944C	182,2	14:24'44.318
6	32.990	42.886	36.799	27.946	2'20.621	173,5	14:27'04.939
7	30.897	42.872	36.764	4'49.871	6'40.404P	177,8	14:33'45.343
8	45.402	42.678	36.839	26.634	2'31.553CP	153,5	14:36'16.896
9	33.475	42.730	36.532	27.515	2'20.252	171,8	14:38'37.148
10	30.428	42.744	36.557	27.576	2'17.305	179,5	14:40'54.453
11	30.662	42.614	36.539	28.486	2'18.301	178,9	14:43'12.754
12	30.468	42.675	36.291	27.546	2'16.980	179,8	14:45'29.734

10/05/2019 P = Pits In/Out - C = Lap Time Cancelled

These data/results cannot be reproduced, stored and/or transmitted in whole or in part by any manner of electronic, mechanical, photocopying, recording, broadcasting or otherwise now known or herein after developed without the previous express consent by the copyright owner, except for reproduction in daily press and regular printed publications on sale to the public within 60 days of the event related to those data/results and always provided that copyright symbol appears together as follows below.

© DORNA WSBK ORGANIZATION Srl 2019

