

## Pirelli Italian Round, 10-12 May 2019

### Free Practices Combined Results Gr.B

No.	Rider	Nat	Team	Bike	Class	FP1	FP2	FP3	Time	Gap	Rel.	Avg	LL
1	<b>88 B. IERACI</b>	ITA	Kawasaki GP Project	Kawasaki Ninja 400	B	2'07.665	2'07.502	<b>2'06.737</b>	<b>2'06.737</b>			140,208	30
2	<b>3 M. PEDENEAU</b>	FRA	Team MHP Racing-Patrick Pons	Yamaha YZF-R3	B	2'09.670	2'08.641	<b>2'07.574</b>	<b>2'07.574</b>	0.837	0.837	139,289	33
3	<b>95 S. DEROUE</b>	NED	Kawasaki MOTOPORT	Kawasaki Ninja 400	B	2'09.370	2'08.543	<b>2'07.603</b>	<b>2'07.603</b>	0.866	0.029	139,257	30
4	<b>85 K. SABATUCCI</b>	ITA	Team Trasimeno Yamaha	Yamaha YZF-R3	B	2'09.402	<b>2'07.662</b>	2'07.995	<b>2'07.662</b>	0.925	0.059	139,193	29
5	<b>54 B. SOFUOGLU</b>	TUR	Turkish Puccetti Racing by TSM	Kawasaki Ninja 400	B	2'09.601	2'08.108	<b>2'07.935</b>	<b>2'07.935</b>	1.198	0.273	138,896	21
6	<b>20 D. LOUREIRO</b>	RSA	Nutec - RT Motorsports by SKM - Kawasaki	Kawasaki Ninja 400	B	2'08.777	2'10.043	<b>2'07.956</b>	<b>2'07.956</b>	1.219	0.021	138,873	27
7	<b>25 A. VERDÓIA</b>	FRA	BCD Yamaha MS Racing	Yamaha YZF-R3	B	2'08.572	2'08.209	<b>2'08.113</b>	<b>2'08.113</b>	1.376	0.157	138,703	31
8	<b>21 B. SANCHEZ</b>	ESP	Scuderia Maranga Racing	Kawasaki Ninja 400	B	2'08.353	2'08.263	<b>2'08.130</b>	<b>2'08.130</b>	1.393	0.017	138,684	30
9	<b>14 E. DE LA VEGA</b>	FRA	Flembbo Leader Team	Kawasaki Ninja 400	B	2'09.576	<b>2'08.158</b>	2'08.416	<b>2'08.158</b>	1.421	0.028	138,654	27
10	<b>72 V. STEEMAN</b>	NED	Freudenberg KTM Junior Team	KTM RC 390 R	B	2'08.938	2'09.091	<b>2'08.417</b>	<b>2'08.417</b>	1.680	0.259	138,374	25
11	<b>69 J. BUIS</b>	NED	MTM Racing Team	Kawasaki Ninja 400	B	2'10.347	<b>2'08.809</b>	2'09.073	<b>2'08.809</b>	2.072	0.392	137,953	32
12	<b>27 F. ROVELLI</b>	ITA	Kawasaki ParkinGO Team	Kawasaki Ninja 400	B		2'10.558	<b>2'08.851</b>	<b>2'08.851</b>	2.114	0.042	137,908	19
13	<b>24 M. BERTE</b>	ITA	ProGP Racing	Yamaha YZF-R3	B	2'09.875	<b>2'08.976</b>	2'09.035	<b>2'08.976</b>	2.239	0.125	137,774	31
14	<b>65 J. FACCO</b>	ITA	Semakin Di Depan Biblion Motoxrcing	Yamaha YZF-R3	B	2'10.618	2'10.078	<b>2'09.028</b>	<b>2'09.028</b>	2.291	0.052	137,719	31
15	<b>78 J. FORAY</b>	FRA	Prodina IRCOS Kawasaki	Kawasaki Ninja 400	B	2'11.141	2'10.160	<b>2'09.041</b>	<b>2'09.041</b>	2.304	0.013	137,705	30
16	<b>99 F. GOMEZ</b>	ESP	DS Junior Team	Kawasaki Ninja 400	B	2'09.634	2'09.219	<b>2'09.203</b>	<b>2'09.203</b>	2.466	0.162	137,532	28
17	<b>97 M. KAPPLER</b>	GER	Freudenberg KTM WorldSSP Team	KTM RC 390 R	B	2'10.027	<b>2'09.294</b>	2'12.326	<b>2'09.294</b>	2.557	0.091	137,436	26
18	<b>36 B. NEILA</b>	ESP	BCD Yamaha MS Racing	Yamaha YZF-R3	B		2'10.617	<b>2'09.497</b>	<b>2'09.497</b>	2.760	0.203	137,220	19
19	<b>30 D. BLIN</b>	POL	Terra e Moto	Yamaha YZF-R3	B	2'11.149	2'10.180	<b>2'09.715</b>	<b>2'09.715</b>	2.978	0.218	136,990	31
20	<b>61 Y. OKAYA</b>	JPN	DS Junior Team	Kawasaki Ninja 400	B	2'11.429	<b>2'09.972</b>		<b>2'09.972</b>	3.235	0.257	136,719	23
21	<b>44 T. BRAMICH</b>	AUS	Carl Cox-RT Motorsports by SKM-Kawasaki	Kawasaki Ninja 400	B	2'11.898	2'12.053	<b>2'10.183</b>	<b>2'10.183</b>	3.446	0.211	136,497	29
22	<b>35 F. DE BRUIN</b>	NED	Team Trasimeno Yamaha	Yamaha YZF-R3	B	2'12.183	2'10.936	<b>2'10.193</b>	<b>2'10.193</b>	3.456	0.010	136,487	30
23	<b>77 V. SCHWARZ</b>	CZE	ACCR Czech Talent Team - Willi Race	Kawasaki Ninja 400	B	2'12.075	2'11.576	<b>2'10.345</b>	<b>2'10.345</b>	3.608	0.152	136,327	31
24	<b>60 G. SCONZA</b>	ITA	AG Motorsport Italia Yamaha	Yamaha YZF-R3	B	2'12.559	2'11.419	<b>2'10.592</b>	<b>2'10.592</b>	3.855	0.247	136,070	32
25	<b>82 J. HYDE</b>	AUS	2R Racing Team	Kawasaki Ninja 400	B	2'13.583	2'12.148	<b>2'11.608</b>	<b>2'11.608</b>	4.871	1.016	135,019	31
26	<b>12 R. DORE</b>	FRA	Team MHP Racing-Patrick Pons	Yamaha YZF-R3	B	2'15.502	2'13.467	<b>2'11.759</b>	<b>2'11.759</b>	5.022	0.151	134,864	33
27	<b>93 A. QUINET</b>	FRA	TGP Racing	Honda CBR500R	B	2'14.222	2'13.586	<b>2'13.242</b>	<b>2'13.242</b>	6.505	1.483	133,363	28
28	<b>32 A. PELIKANOVA</b>	CZE	Kawasaki GP Project	Kawasaki Ninja 400	B	2'18.019	2'16.980	<b>2'15.074</b>	<b>2'15.074</b>	8.337	1.832	131,555	30

Top 3 Average Time: 2'07.304

11/05/2019

These data/results cannot be reproduced, stored and/or transmitted in whole or in part by any manner of electronic, mechanical, photocopying, recording, broadcasting or otherwise now known or herein after developed without the previous express consent by the copyright owner, except for reproduction in daily press and regular printed publications on sale to the public within 60 days of the event related to those data/results and always provided that copyright symbol appears together as follows below.

© DORNA WSBK ORGANIZATION Srl 2019



Official Fuel Supplier

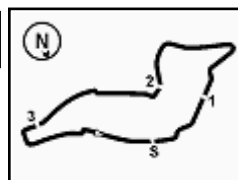


FKR PERUGIA TIMING

Official Tyre Supplier



Official Timekeeper



Imola Circuit 4.936 m

1 / 2

**Pirelli Italian Round, 10-12 May 2019**
**Results Free Practice 3rd Session Gr.B**

No.	Rider	Nat	Team	Bike	Class	Time	Gap	Rel.	Laps	Speed	
										Avg	Max
1	88 B. IERACI	ITA	Kawasaki GP Project	Kawasaki Ninja 400	B	<b>2'06.737</b>			7	140,208	<b>186,7</b>
2	3 M. PEDENEAU	FRA	Team MHP Racing-Patrick Pons	Yamaha YZF-R3	B	<b>2'07.574</b>	0.837	0.837	8	139,289	<b>185,1</b>
3	95 S. DEROUE	NED	Kawasaki MOTOPOST	Kawasaki Ninja 400	B	<b>2'07.603</b>	0.866	0.029	7	139,257	<b>186,3</b>
4	54 B. SOFUOGLU	TUR	Turkish Puccetti Racing by TSM	Kawasaki Ninja 400	B	<b>2'07.935</b>	1.198	0.332	5	138,896	<b>190,6</b>
5	20 D. LOUREIRO	RSA	Nutec - RT Motorsports by SKM - Kawasaki	Kawasaki Ninja 400	B	<b>2'07.956</b>	1.219	0.021	7	138,873	<b>184,1</b>
6	85 K. SABATUCCI	ITA	Team Trasimeno Yamaha	Yamaha YZF-R3	B	<b>2'07.995</b>	1.258	0.039	7	138,830	<b>188,3</b>
7	25 A. VERDOÍA	FRA	BCD Yamaha MS Racing	Yamaha YZF-R3	B	<b>2'08.113</b>	1.376	0.118	8	138,703	<b>186,3</b>
8	21 B. SANCHEZ	ESP	Scuderia Maranga Racing	Kawasaki Ninja 400	B	<b>2'08.130</b>	1.393	0.017	8	138,684	<b>188,3</b>
9	14 E. DE LA VEGA	FRA	Flembo Leader Team	Kawasaki Ninja 400	B	<b>2'08.416</b>	1.679	0.286	7	138,375	<b>181,0</b>
10	72 V. STEEMAN	NED	Freudenberg KTM Junior Team	KTM RC 390 R	B	<b>2'08.417</b>	1.680	0.001	6	138,374	<b>188,0</b>
11	27 F. ROVELLI	ITA	Kawasaki ParkinGO Team	Kawasaki Ninja 400	B	<b>2'08.851</b>	2.114	0.434	8	137,908	<b>188,0</b>
12	65 J. FACCO	ITA	Semakin Di Depan Biblion Motocrossing	Yamaha YZF-R3	B	<b>2'09.028</b>	2.291	0.177	7	137,719	<b>185,1</b>
13	24 M. BERTE	ITA	ProGP Racing	Yamaha YZF-R3	B	<b>2'09.035</b>	2.298	0.007	7	137,711	<b>189,6</b>
14	78 J. FORAY	FRA	Prodina IRCOS Kawasaki	Kawasaki Ninja 400	B	<b>2'09.041</b>	2.304	0.006	7	137,705	<b>186,7</b>
15	69 J. BUIS	NED	MTM Racing Team	Kawasaki Ninja 400	B	<b>2'09.073</b>	2.336	0.032	7	137,671	<b>186,3</b>
16	99 F. GOMEZ	ESP	DS Junior Team	Kawasaki Ninja 400	B	<b>2'09.203</b>	2.466	0.130	7	137,532	<b>184,7</b>
17	36 B. NEILA	ESP	BCD Yamaha MS Racing	Yamaha YZF-R3	B	<b>2'09.497</b>	2.760	0.294	8	137,220	<b>188,0</b>
18	30 D. BLIN	POL	Terra e Moto	Yamaha YZF-R3	B	<b>2'09.715</b>	2.978	0.218	8	136,990	<b>181,3</b>
19	44 T. BRAMICH	AUS	Carl Cox-RT Motorsports by SKM-Kawasaki	Kawasaki Ninja 400	B	<b>2'10.183</b>	3.446	0.468	7	136,497	<b>184,7</b>
20	35 F. DE BRUIN	NED	Team Trasimeno Yamaha	Yamaha YZF-R3	B	<b>2'10.193</b>	3.456	0.010	8	136,487	<b>179,8</b>
21	77 V. SCHWARZ	CZE	ACCR Czech Talent Team - Willi Race	Kawasaki Ninja 400	B	<b>2'10.345</b>	3.608	0.152	7	136,327	<b>182,6</b>
22	60 G. SCONZA	ITA	AG Motorsport Italia Yamaha	Yamaha YZF-R3	B	<b>2'10.592</b>	3.855	0.247	8	136,070	<b>178,9</b>
23	82 J. HYDE	AUS	2R Racing Team	Kawasaki Ninja 400	B	<b>2'11.608</b>	4.871	1.016	8	135,019	<b>182,2</b>
24	12 R. DORE	FRA	Team MHP Racing-Patrick Pons	Yamaha YZF-R3	B	<b>2'11.759</b>	5.022	0.151	8	134,864	<b>183,8</b>
25	97 M. KAPPLER	GER	Freudenberg KTM WorldSSP Team	KTM RC 390 R	B	<b>2'12.326</b>	5.589	0.567	1	134,287	<b>187,3</b>
26	93 A. QUINET	FRA	TGP Racing	Honda CBR500R	B	<b>2'13.242</b>	6.505	0.916	7	133,363	<b>179,8</b>
27	32 A. PELIKANOVA	CZE	Kawasaki GP Project	Kawasaki Ninja 400	B	<b>2'15.074</b>	8.337	1.832	7	131,555	<b>184,7</b>
----- Out 107% in this Session -----											
28	61 Y. OKAYA	JPN	DS Junior Team	Kawasaki Ninja 400	B				0		<b>174,9</b>

**Qualifying Lap Time (107% of 2'06.737): 2'15.610**

AIR	Humidity:	48%	Temp:	20°C
TRACK	Condition:	Dry	Temp:	26°C

Records	Pole (SP2)	2018 A.Carrasco	2'07.076	139,830	Km/h
	Race (RC)	2018 M.Herrera	2'08.200	138,610	Km/h
	All Times (FP2)	2019 M.Garcia	2'07.028	139,890	Km/h

Start 11/05/2019 10:27 End 10:51 The results are provisional until the end of the time limit for protests and appeals and the completion of the technical checks.

These data/results cannot be reproduced, stored and/or transmitted in whole or in part by any manner of electronic, mechanical, photocopying, recording, broadcasting or otherwise now known or herein after developed without the previous express consent by the copyright owner, except for reproduction in daily press and regular printed publications on sale to the public within 60 days of the event related to those data/results and always provided that copyright symbol appears together as follows below.

© DORNA WSBK ORGANIZATION Srl 2019



Official Fuel Supplier

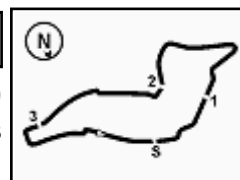


FIKR PERUGIA TIMING

Official Tyre Supplier



Official Timekeeper


**Pirelli Italian Round, 10-12 May 2019**
**Results Free Practice 3rd Session Gr.B**
**Session Highlights**

Local Time	No. Rider	Description
10.23.45		START DELAYED
10.27.00		Start
10.29.49	12 R. DORE	Lap Cancelled (2'38.426) - Exceeded Track Limits - Turn 22
10.31.37	61 Y. OKAYA	Crashed - Turn 16
10.31.42		RED FLAG
10.39.00		Session Restart
10.41.04	88 B. IERACI	On Asphalt - Re-Joined - Turn 12
10.41.26	77 V. SCHWARZ	Current Lap Cancelled - Exceeded Track Limits - Turn 21
10.43.02	93 A. QUINET	On Asphalt - Re-Joined - Turn 12
10.45.11	85 K. SABATUCCI	Current Lap Cancelled - Exceeded Track Limits - Turn 7
10.45.11	44 T. BRAMICH	Current Lap Cancelled - Exceeded Track Limits - Turn 14
10.46.08	60 G. SCONZA	Current Lap Cancelled - Exceeded Track Limits - Turn 21
10.46.40	54 B. SOFUOGLU	Crashed - Turn 2
10.47.16		WorldSBK Superpole On Time
10.47.19	60 G. SCONZA	Current Lap Cancelled - Exceeded Track Limits - Turn 7
10.48.17	32 A. PELIKANOVA	Current Lap Cancelled - Exceeded Track Limits - Turn 21
10.48.59	60 G. SCONZA	Lap Cancelled (2'13.433) - Exceeded Track Limits - Turn 22
10.50.15	24 M. BERTE	Current Lap Cancelled - Exceeded Track Limits - Turn 21
10.50.36	32 A. PELIKANOVA	Current Lap Cancelled - Exceeded Track Limits - Turn 21
10.51.10		End Of Session

**Fastest Laps Sequence**

No.	Rider	Nat	Team	Bike	Local Time	Time	Gap	Avg
44	T. BRAMICH	AUS	Carl Cox-RT Motorsports by SKM-Kawasaki	Kawasaki Ninja 400	10:31'33.193	<b>2'12.005</b>		134,613
77	V. SCHWARZ	CZE	ACCR Czech Talent Team - Willi Race	Kawasaki Ninja 400	10:31'33.315	<b>2'11.896</b>	-0.109	134,724
78	J. FORAY	FRA	Prodina IRCOS Kawasaki	Kawasaki Ninja 400	10:31'34.128	<b>2'10.511</b>	-1.385	136,154
24	M. BERTE	ITA	ProGP Racing	Yamaha YZF-R3	10:31'34.666	<b>2'09.787</b>	-0.724	136,914
95	S. DEROUÉ	NED	Kawasaki MOTOPOST	Kawasaki Ninja 400	10:31'35.033	<b>2'08.287</b>	-1.500	138,514
54	B. SOFUOGLU	TUR	Turkish Puccetti Racing by TSM	Kawasaki Ninja 400	10:43'55.367	<b>2'07.935</b>	-0.352	138,896
88	B. IERACI	ITA	Kawasaki GP Project	Kawasaki Ninja 400	10:43'58.112	<b>2'07.177</b>	-0.758	139,723
88	B. IERACI	ITA	Kawasaki GP Project	Kawasaki Ninja 400	10:46'04.849	<b>2'06.737</b>	-0.440	140,208

Start 11/05/2019 10:27 End 10:51 The results are provisional until the end of the time limit for protests and appeals and the completion of the technical checks.

These data/results cannot be reproduced, stored and/or transmitted in whole or in part by any manner of electronic, mechanical, photocopying, recording, broadcasting or otherwise now known or herein after developed without the previous express consent by the copyright owner, except for reproduction in daily press and regular printed publications on sale to the public within 60 days of the event related to those data/results and always provided that copyright symbol appears together as follows below.

© DORNA WSBK ORGANIZATION Srl 2019



Official Fuel Supplier

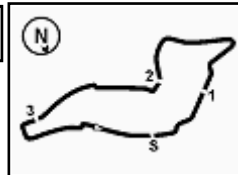


FIKR PERUGIA TIMING

Official Tyre Supplier



Official Timekeeper



Imola Circuit 4.936 m

## Pirelli Italian Round, 10-12 May 2019

### Best Sectors & Speed Free Practice 3rd Session Gr.B

BEST LAP		
1	88 B. IERACI	Kawasaki Ninja 400 2'06.737
2	3 M. PEDENEAU	Yamaha YZF-R3 2'07.574
3	95 S. DEROUE	Kawasaki Ninja 400 2'07.603
4	54 B. SOFUOGLU	Kawasaki Ninja 400 2'07.935
5	20 D. LOUREIRO	Kawasaki Ninja 400 2'07.956
6	85 K. SABATUCCI	Yamaha YZF-R3 2'07.995
7	25 A. VERDOIA	Yamaha YZF-R3 2'08.113
8	21 B. SANCHEZ	Kawasaki Ninja 400 2'08.130
9	14 E. DE LA VEGA	Kawasaki Ninja 400 2'08.416
10	72 V. STEEMAN	KTM RC 390 R 2'08.417
11	27 F. ROVELLI	Kawasaki Ninja 400 2'08.851
12	65 J. FACCO	Yamaha YZF-R3 2'09.028
13	24 M. BERTE	Yamaha YZF-R3 2'09.035
14	78 J. FORAY	Kawasaki Ninja 400 2'09.041
15	69 J. BUIS	Kawasaki Ninja 400 2'09.073
16	99 F. GOMEZ	Kawasaki Ninja 400 2'09.203
17	36 B. NEILA	Yamaha YZF-R3 2'09.497
18	30 D. BLIN	Yamaha YZF-R3 2'09.715
19	44 T. BRAMICH	Kawasaki Ninja 400 2'10.183
20	35 F. DE BRUIN	Yamaha YZF-R3 2'10.193
21	77 V. SCHWARZ	Kawasaki Ninja 400 2'10.345
22	60 G. SCONZA	Yamaha YZF-R3 2'10.592
23	82 J. HYDE	Kawasaki Ninja 400 2'11.608
24	12 R. DORE	Yamaha YZF-R3 2'11.759
25	97 M. KAPPLER	KTM RC 390 R 2'12.326
26	93 A. QUINET	Honda CBR500R 2'13.242
27	32 A. PELIKANNOVA	Kawasaki Ninja 400 2'15.074
28	61 Y. OKAYA	Kawasaki Ninja 400

SPEED		
1	54 B. SOFUOGLU	Kawasaki Ninja 400 190,6
2	24 M. BERTE	Yamaha YZF-R3 189,6
3	21 B. SANCHEZ	Kawasaki Ninja 400 188,3
4	85 K. SABATUCCI	Yamaha YZF-R3 188,3
5	72 V. STEEMAN	KTM RC 390 R 188,0
6	36 B. NEILA	Yamaha YZF-R3 188,0
7	27 F. ROVELLI	Kawasaki Ninja 400 188,0
8	97 M. KAPPLER	KTM RC 390 R 187,3
9	78 J. FORAY	Kawasaki Ninja 400 186,7
10	88 B. IERACI	Kawasaki Ninja 400 186,7
11	25 A. VERDOIA	Yamaha YZF-R3 186,3
12	95 S. DEROUE	Kawasaki Ninja 400 186,3
13	69 J. BUIS	Kawasaki Ninja 400 186,3
14	3 M. PEDENEAU	Yamaha YZF-R3 185,1
15	65 J. FACCO	Yamaha YZF-R3 185,1
16	44 T. BRAMICH	Kawasaki Ninja 400 184,7
17	32 A. PELIKANNOVA	Kawasaki Ninja 400 184,7
18	99 F. GOMEZ	Kawasaki Ninja 400 184,7
19	20 D. LOUREIRO	Kawasaki Ninja 400 184,1
20	12 R. DORE	Yamaha YZF-R3 183,8
21	77 V. SCHWARZ	Kawasaki Ninja 400 182,6
22	82 J. HYDE	Kawasaki Ninja 400 182,2
23	30 D. BLIN	Yamaha YZF-R3 181,3
24	14 E. DE LA VEGA	Kawasaki Ninja 400 181,0
25	35 F. DE BRUIN	Yamaha YZF-R3 179,8
26	93 A. QUINET	Honda CBR500R 179,8
27	60 G. SCONZA	Yamaha YZF-R3 178,9
28	61 Y. OKAYA	Kawasaki Ninja 400 174,9

SEG. 1		
1	88 B. IERACI	28.118
2	21 B. SANCHEZ	28.553
3	25 A. VERDOIA	28.590
4	20 D. LOUREIRO	28.667
5	72 V. STEEMAN	28.716
6	95 S. DEROUE	28.734
7	85 K. SABATUCCI	28.740
8	3 M. PEDENEAU	28.802
9	54 B. SOFUOGLU	28.850
10	69 J. BUIS	28.865
11	65 J. FACCO	28.932
12	78 J. FORAY	28.964
13	36 B. NEILA	28.976
14	24 M. BERTE	28.988
15	27 F. ROVELLI	28.994
16	99 F. GOMEZ	29.208
17	97 M. KAPPLER	29.218
18	44 T. BRAMICH	29.223
19	14 E. DE LA VEGA	29.242
20	30 D. BLIN	29.348
21	60 G. SCONZA	29.407
22	77 V. SCHWARZ	29.414
23	35 F. DE BRUIN	29.430
24	82 J. HYDE	29.553
25	12 R. DORE	29.714
26	32 A. PELIKANNOVA	30.087
27	93 A. QUINET	30.208
28	61 Y. OKAYA	30.369

SEG. 2		
1	3 M. PEDENEAU	38.756
2	72 V. STEEMAN	38.847
3	95 S. DEROUE	38.856
4	88 B. IERACI	38.891
5	20 D. LOUREIRO	38.919
6	85 K. SABATUCCI	38.980
7	25 A. VERDOIA	38.988
8	14 E. DE LA VEGA	39.041
9	24 M. BERTE	39.051
10	21 B. SANCHEZ	39.089
11	27 F. ROVELLI	39.180
12	69 J. BUIS	39.236
13	54 B. SOFUOGLU	39.240
14	78 J. FORAY	39.371
15	44 T. BRAMICH	39.429
16	36 B. NEILA	39.442
17	60 G. SCONZA	39.450
18	65 J. FACCO	39.521
19	99 F. GOMEZ	39.587
20	35 F. DE BRUIN	39.620
21	30 D. BLIN	39.674
22	77 V. SCHWARZ	39.733
23	12 R. DORE	39.996
24	82 J. HYDE	40.137
25	93 A. QUINET	40.327
26	61 Y. OKAYA	40.449
27	32 A. PELIKANNOVA	41.473
28	97 M. KAPPLER	41.478

SEG. 3		
1	88 B. IERACI	34.054
2	85 K. SABATUCCI	34.166
3	25 A. VERDOIA	34.271
4	54 B. SOFUOGLU	34.322
5	95 S. DEROUE	34.360
6	3 M. PEDENEAU	34.386
7	65 J. FACCO	34.398
8	20 D. LOUREIRO	34.417
9	21 B. SANCHEZ	34.424
10	72 V. STEEMAN	34.429
11	99 F. GOMEZ	34.430
12	97 M. KAPPLER	34.434
13	24 M. BERTE	34.457
14	14 E. DE LA VEGA	34.465
15	69 J. BUIS	34.503
16	30 D. BLIN	34.570
17	27 F. ROVELLI	34.616
18	78 J. FORAY	34.619
19	36 B. NEILA	34.675
20	35 F. DE BRUIN	34.861
21	44 T. BRAMICH	34.875
22	77 V. SCHWARZ	35.004
23	60 G. SCONZA	35.141
24	82 J. HYDE	35.149
25	12 R. DORE	35.361
26	93 A. QUINET	35.796
27	32 A. PELIKANNOVA	35.803
28	61 Y. OKAYA	36.925

SEG. 4		
1	88 B. IERACI	25.418
2	54 B. SOFUOGLU	25.461
3	14 E. DE LA VEGA	25.595
4	3 M. PEDENEAU	25.630
5	95 S. DEROUE	25.653
6	24 M. BERTE	25.673
7	85 K. SABATUCCI	25.690
8	27 F. ROVELLI	25.709
9	69 J. BUIS	25.750
10	77 V. SCHWARZ	25.794
11	25 A. VERDOIA	25.830
12	20 D. LOUREIRO	25.834
13	21 B. SANCHEZ	25.893
14	36 B. NEILA	25.937
15	99 F. GOMEZ	25.978
16	30 D. BLIN	25.981
17	78 J. FORAY	26.004
18	72 V. STEEMAN	26.016
19	97 M. KAPPLER	26.017
20	65 J. FACCO	26.114
21	35 F. DE BRUIN	26.125
22	44 T. BRAMICH	26.169
23	60 G. SCONZA	26.219
24	93 A. QUINET	26.441
25	12 R. DORE	26.464
26	82 J. HYDE	26.621
27	32 A. PELIKANNOVA	27.293
28	61 Y. OKAYA	27.410

11/05/2019

These data/results cannot be reproduced, stored and/or transmitted in whole or in part by any manner of electronic, mechanical, photocopying, recording, broadcasting or otherwise now known or herein after developed without the previous express consent by the copyright owner, except for reproduction in daily press and regular printed publications on sale to the public within 60 days of the event related to those data/results and always provided that copyright symbol appears together as follows below.

© DORNA WSBK ORGANIZATION Srl 2019



Official Fuel Supplier

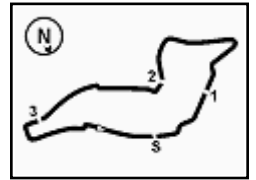


FICR PERUGIA TIMING

Official Tyre Supplier



Official Timekeeper



## Pirelli Italian Round, 10-12 May 2019

### Ideal Times Free Practice 3rd Session Gr.B

Imola Circuit 4.936 m

No.	Rider	Nat	Bike	Seg. 1	Seg. 2	Seg. 3	Seg. 4	Ideal Time		
				Diff. 1	Diff. 2	Diff. 3	Diff. 4	Best Lap	Pos.	Diff.
1	<b>88 B. IERACI</b>	ITA	Kawasaki Ninja 400	<b>28.118</b> +0.201	38.891 +0.055	<b>34.054</b>	<b>25.418</b>	<b>2'06.481</b> 2'06.737	1	0.256
2	<b>3 M. PEDENEAU</b>	FRA	Yamaha YZF-R3	28.802	<b>38.756</b>	34.386	25.630	<b>2'07.574</b> 2'07.574	2	
3	<b>85 K. SABATUCCI</b>	ITA	Yamaha YZF-R3	28.740 +0.419	38.980	34.166	25.690	<b>2'07.576</b> 2'07.995	6	0.419
4	<b>95 S. DEROUÉ</b>	NED	Kawasaki Ninja 400	28.734	38.856	34.360	25.653	<b>2'07.603</b> 2'07.603	3	
5	<b>25 A. VERDOÑA</b>	FRA	Yamaha YZF-R3	28.590 +0.394	38.988 +0.040	34.271	25.830	<b>2'07.679</b> 2'08.113	7	0.434
6	<b>20 D. LOUREIRO</b>	RSA	Kawasaki Ninja 400	28.667	38.919 +0.119	34.417	25.834	<b>2'07.837</b> 2'07.956	5	0.119
7	<b>54 B. SOFUOGLU</b>	TUR	Kawasaki Ninja 400	28.850 +0.062	39.240	34.322	25.461	<b>2'07.873</b> 2'07.935	4	0.062
8	<b>21 B. SANCHEZ</b>	ESP	Kawasaki Ninja 400	28.553	39.089	34.424 +0.171	25.893	<b>2'07.959</b> 2'08.130	8	0.171
9	<b>72 V. STEEMAN</b>	NED	KTM RC 390 R	28.716	38.847 +0.409	34.429	26.016	<b>2'08.008</b> 2'08.417	10	0.409
10	<b>24 M. BERTE</b>	ITA	Yamaha YZF-R3	28.988 +0.085	39.051 +0.245	34.457 +0.326	25.673 +0.210	<b>2'08.169</b> 2'09.035	13	0.866
11	<b>14 E. DE LA VEGA</b>	FRA	Kawasaki Ninja 400	29.242 +0.031	39.041 +0.001	34.465 +0.041	25.595	<b>2'08.343</b> 2'08.416	9	0.073
12	<b>69 J. BUIS</b>	NED	Kawasaki Ninja 400	28.865 +0.064	39.236 +0.268	34.503 +0.387	25.750	<b>2'08.354</b> 2'09.073	15	0.719
13	<b>27 F. ROVELLI</b>	ITA	Kawasaki Ninja 400	28.994	39.180	34.616 +0.263	25.709 +0.089	<b>2'08.499</b> 2'08.851	11	0.352
14	<b>78 J. FORAY</b>	FRA	Kawasaki Ninja 400	28.964 +0.010	39.371	34.619 +0.073	26.004	<b>2'08.958</b> 2'09.041	14	0.083
15	<b>65 J. FACCO</b>	ITA	Yamaha YZF-R3	28.932	39.521	34.398	26.114 +0.063	<b>2'08.965</b> 2'09.028	12	0.063
16	<b>36 B. NEILA</b>	ESP	Yamaha YZF-R3	28.976 +0.335	39.442	34.675 +0.132	25.937	<b>2'09.030</b> 2'09.497	17	0.467
17	<b>99 F. GOMEZ</b>	ESP	Kawasaki Ninja 400	29.208	39.587	34.430	25.978	<b>2'09.203</b> 2'09.203	16	
18	<b>30 D. BLIN</b>	POL	Yamaha YZF-R3	29.348 +0.142	39.674	34.570	25.981	<b>2'09.573</b> 2'09.715	18	0.142
19	<b>44 T. BRAMICH</b>	AUS	Kawasaki Ninja 400	29.223 +0.334	39.429	34.875 +0.025	26.169 +0.128	<b>2'09.696</b> 2'10.183	19	0.487
20	<b>77 V. SCHWARZ</b>	CZE	Kawasaki Ninja 400	29.414 +0.209	39.733	35.004 +0.191	25.794	<b>2'09.945</b> 2'10.345	21	0.400
21	<b>35 F. DE BRUIN</b>	NED	Yamaha YZF-R3	29.430	39.620	34.861 +0.157	26.125	<b>2'10.036</b> 2'10.193	20	0.157
22	<b>60 G. SCONZA</b>	ITA	Yamaha YZF-R3	29.407 +0.174	39.450	35.141	26.219 +0.201	<b>2'10.217</b> 2'10.592	22	0.375
23	<b>97 M. KAPPLER</b>	GER	KTM RC 390 R	29.218	41.478 +1.179	34.434	26.017	<b>2'11.147</b> 2'12.326	25	1.179
24	<b>82 J. HYDE</b>	AUS	Kawasaki Ninja 400	29.553	40.137	35.149	26.621 +0.148	<b>2'11.460</b> 2'11.608	23	0.148
25	<b>12 R. DORE</b>	FRA	Yamaha YZF-R3	29.714	39.996	35.361 +0.065	26.464 +0.159	<b>2'11.535</b> 2'11.759	24	0.224
26	<b>93 A. QUINET</b>	FRA	Honda CBR500R	30.208 +0.010	40.327 +0.129	35.796 +0.069	26.441 +0.262	<b>2'12.772</b> 2'13.242	26	0.470
27	<b>32 A. PELIKANOVA</b>	CZE	Kawasaki Ninja 400	30.087 +0.105	41.473 +0.313	35.803	27.293	<b>2'14.656</b> 2'15.074	27	0.418
	<b>61 Y. OKAYA</b>	JPN	Kawasaki Ninja 400	One or more sectors missing						
<b>Overall Ideal Time</b>				28.118	38.756	34.054	25.418	<b>2'06.346</b>		

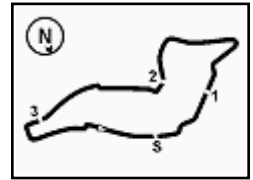
11/05/2019

These data/results cannot be reproduced, stored and/or transmitted in whole or in part by any manner of electronic, mechanical, photocopying, recording, broadcasting or otherwise now known or herein after developed without the previous express consent by the copyright owner, except for reproduction in daily press and regular printed publications on sale to the public within 60 days of the event related to those data/results and always provided that copyright symbol appears together as follows below.

© DORNA WSBK ORGANIZATION Srl 2019







## Pirelli Italian Round, 10-12 May 2019

### Chronological Analysis Free Practice 3rd Session Gr.B

1° 88 B. IERACI (2'06.737)							
Lap	Seg.1	Seg.2	Seg.3	Seg.4	Lap Time	km/h	Local Time
1							10:27'26.306
2	51.935	40.859	35.100	25.890	2'33.784P	151,8	10:30'00.090
3	28.886	39.316	34.519	6'55.122	8'37.843P	182,2	10:38'37.933
4	1'17.748	43.723	44.711	26.820	3'13.002P	60,9	10:41'50.935
5	28.738	<b>38.891</b>	34.067	25.481	2'07.177	183,8	10:43'58.112
6	28.319	38.946	<b>34.054</b>	<b>25.418</b>	<b>2'06.737</b>	184,7	10:46'04.849
7	<b>28.118</b>	39.314	34.095	26.078	2'07.605	<b>186,7</b>	10:48'12.454
8	29.202	39.137	34.389	25.490	2'08.218	178,9	10:50'20.672

2° 3 M. PEDENEAU (2'07.574)							
Lap	Seg.1	Seg.2	Seg.3	Seg.4	Lap Time	km/h	Local Time
1							10:26'58.471
2	48.622	41.162	36.044	27.077	2'32.905P	149,9	10:29'31.376
3	29.539	39.706	35.266	26.213	2'10.744	178,0	10:31'42.120
4	33.329	45.180	39.322	4'54.238	6'52.069P	168,1	10:38'34.189
5	1'13.667	49.717	43.098	27.706	3'14.188P	79,8	10:41'48.377
6	29.063	39.090	34.811	26.022	2'08.986	<b>185,1</b>	10:43'57.363
7	28.809	39.045	34.624	25.847	2'08.325	181,6	10:46'05.688
8	29.724	39.525	34.580	25.832	2'09.661	169,1	10:48'15.349
9	<b>28.802</b>	<b>38.756</b>	<b>34.386</b>	<b>25.630</b>	<b>2'07.574</b>	183,5	10:50'22.923

3° 95 S. DEROUE (2'07.603)							
Lap	Seg.1	Seg.2	Seg.3	Seg.4	Lap Time	km/h	Local Time
1		43.749	36.724	27.723		123,1	10:29'26.746
2	28.772	39.208	34.524	25.783	2'08.287	<b>186,3</b>	10:31'35.033
3	30.428	42.763	37.288	45.837	2'36.316CP	<b>186,3</b>	10:34'11.349
4	5'36.171	47.952	43.724	26.722	7'34.569P	100,8	10:41'45.918
5	28.887	38.910	34.820	25.787	2'08.404	<b>186,3</b>	10:43'54.322
6	28.764	39.027	34.774	25.731	2'08.296	185,1	10:46'02.618
7	29.258	40.115	34.840	25.791	2'10.004	182,2	10:48'12.622
8	<b>28.734</b>	<b>38.856</b>	<b>34.360</b>	<b>25.653</b>	<b>2'07.603</b>	185,4	10:50'20.225

4° 54 B. SOFUOGLU (2'07.935)							
Lap	Seg.1	Seg.2	Seg.3	Seg.4	Lap Time	km/h	Local Time
1							10:27'23.395
2	48.952	42.486	36.334	26.919	2'34.691P	144,9	10:29'58.086
3	30.122	40.435	34.822	6'55.064	8'40.443P	171,8	10:38'38.529
4	1'17.041	41.378	43.646	26.838	3'08.903P		10:41'47.432
5	28.912	<b>39.240</b>	<b>34.322</b>	<b>25.461</b>	<b>2'07.935</b>	<b>190,6</b>	10:43'55.367
6	<b>28.850</b>	39.711	34.530	26.547	2'09.638	186,0	10:46'05.005

5° 20 D. LOUREIRO (2'07.956)							
Lap	Seg.1	Seg.2	Seg.3	Seg.4	Lap Time	km/h	Local Time
1							10:27'23.122
2	49.689	42.414	41.550	26.324	2'39.977P	142,4	10:30'03.099
3	28.985	39.712	35.135	53.104	2'36.936CP	182,6	10:32'40.035
4	7'00.542	49.511	46.444	28.269	9'04.766P	106,6	10:41'44.801
5	29.534	39.877	34.914	26.088	2'10.413	179,5	10:43'55.214
6	29.054	39.869	34.922	26.149	2'09.994	<b>184,1</b>	10:46'05.208
7	29.026	<b>38.919</b>	34.593	26.481	2'09.019	181,9	10:48'14.227
8	<b>28.667</b>	39.038	<b>34.417</b>	<b>25.834</b>	<b>2'07.956</b>	<b>184,1</b>	10:50'22.183

6° 85 K. SABATUCCI (2'07.995)							
Lap	Seg.1	Seg.2	Seg.3	Seg.4	Lap Time	km/h	Local Time
1		41.896	37.232	28.319		122,8	10:29'25.912
2	29.128	39.814	34.545	26.301	2'09.788	181,3	10:31'35.700
3	31.920	43.714	36.529	5'04.147	6'56.310P	186,7	10:38'32.010
4	1'23.453	41.304	43.485	26.731	3'14.973P		10:41'46.983
5	28.766	39.525	34.174	26.094	2'08.559	186,7	10:43'55.542
6	<b>28.740</b>	39.937	34.022	26.657	2'09.356C	185,7	10:46'04.898

7	29.477	39.039	34.279	25.754	2'08.549	181,9	10:48'13.447
8	29.159	<b>38.980</b>	<b>34.166</b>	<b>25.690</b>	<b>2'07.995</b>	<b>188,3</b>	10:50'21.442

7° 25 A. VERDOIA (2'08.113)							
Lap	Seg.1	Seg.2	Seg.3	Seg.4	Lap Time	km/h	Local Time
1							10:27'12.285
2	51.205	40.894	35.156	26.601	2'33.856P	147,8	10:29'46.141
3	29.004	39.294	34.494	26.191	2'08.983C	182,2	10:31'55.124
4	34.077	41.787	37.575	59.517	2'52.956CP	120,2	10:34'48.080
5	5'00.088	47.511	43.304	27.382	6'58.285P	84,6	10:41'46.365
6	<b>28.590</b>	<b>38.988</b>	34.730	26.023	2'08.331	<b>186,3</b>	10:43'54.696
7	28.628	39.043	34.862	26.174	2'08.707	183,2	10:46'03.403
8	29.168	39.009	34.775	26.076	2'09.028	184,4	10:48'12.431
9	28.984	39.028	<b>34.271</b>	<b>25.830</b>	<b>2'08.113</b>	176,6	10:50'20.544

8° 21 B. SANCHEZ (2'08.130)							
Lap	Seg.1	Seg.2	Seg.3	Seg.4	Lap Time	km/h	Local Time
1							10:27'06.871
2	57.662	41.805	35.319	26.619	2'41.405P	93,3	10:29'48.276
3	28.796	39.743	35.035	26.245	2'09.819C	183,5	10:31'58.095
4	31.819	42.195	37.341	4'45.810	6'37.165P	166,5	10:38'35.260
5	1'17.371	43.733	41.850	26.793	3'09.747P	61,4	10:41'45.007
6	28.992	39.334	<b>34.424</b>	25.925	2'08.675	182,2	10:43'53.682
7	28.842	39.978	35.030	26.434	2'10.284	185,7	10:46'03.966
8	28.646	39.800	34.593	25.926	2'08.965	<b>188,3</b>	10:48'12.931
9	<b>28.553</b>	<b>39.089</b>	34.595	<b>25.893</b>	<b>2'08.130</b>	186,3	10:50'21.061

9° 14 E. DE LA VEGA (2'08.416)							
Lap	Seg.1	Seg.2	Seg.3	Seg.4	Lap Time	km/h	Local Time
1							10:27'28.551
2	51.383	40.872	35.408	26.300	2'33.963P	149,9	10:30'02.514
3	29.501	39.485	34.754	6'46.100	8'29.840P	177,5	10:38'32.354
4	1'13.049	43.399	36.736	26.570	2'59.754P	83,5	10:41'32.108
5	29.481	39.578	35.160	26.190	2'10.409	<b>181,0</b>	10:43'42.517
6	29.685	39.222	<b>34.465</b>	25.720	2'09.092	176,3	10:45'51.609
7	29.273	39.042	34.506	<b>25.595</b>	<b>2'08.416</b>	176,9	10:48'00.025
8	<b>29.242</b>	<b>39.041</b>	34.625	25.814	2'08.722	179,5	10:50'08.747

10° 72 V. STEEMAN (2'08.417)							
Lap	Seg.1	Seg.2	Seg.3	Seg.4	Lap Time	km/h	Local Time
1		43.063	36.611	27.458		145,3	10:29'27.181
2	<b>28.716</b>	39.256	<b>34.429</b>	<b>26.016</b>	<b>2'08.417</b>	<b>188,0</b>	10:31'35.598
3	32.380	41.561	36.890	5'26.737	7'17.568P	187,3	10:38'53.166
4	1'02.926	43.603	37.371	26.574	2'50.474P	58,2	10:41'43.640
5	29.263	39.537	34.846	26.147	2'09.793	182,9	10:43'53.433
6	29.055	39.414	35.794	26.206	2'10.469	181,3	10:46'03.902
7	28.898	39.827	34.567	26.201	2'09.493	184,4	10:48'13.395

11° 27 F. ROVELLI (2'08.851)							
Lap	Seg.1	Seg.2	Seg.3	Seg.4	Lap Time	km/h	Local Time
1							10:27'04.939
2	47.781	41.084	35.621	26.633	2'31.119P	146,8	10:29'36.058
3	29.466	39.998	35.192	26.248	2'10.904C	178,3	10:31'46.962
4	32.611	42.873	38.690	4'43.236	6'37.410P	175,4	10:38'24.372
5	1'19.041	51.168	45.341	27.376	3'22.926P	108,1	10:41'47.298
6	29.186	39.470	<b>34.616</b>	25.892	2'09.164	<b>188,0</b>	10:43'56.462
7	29.377	39.675	34.883	25.750	2'09.685	180,1	10:46'06.147
8	29.279	39.659	34.652	<b>25.709</b>	2'09.299	185,1	10:48'15.446
9	<b>28.994</b>	<b>39.180</b>	34.879	25.798	<b>2'08.851</b>	185,7	10:50'24.297

12° 65 J. FACCO (2'09.028)							
Lap	Seg.1	Seg.2	Seg.3	Seg.4	Lap Time	km/h	Local Time

11/05/2019 P = Pits In/Out - C = Lap Time Cancelled

These data/results cannot be reproduced, stored and/or transmitted in whole or in part by any manner of electronic, mechanical, photocopying, recording, broadcasting or otherwise now known or herein after developed without the previous express consent by the copyright owner, except for reproduction in daily press and regular printed publications on sale to the public within 60 days of the event related to those data/results and always provided that copyright symbol appears together as follows below.

© DORNA WSBK ORGANIZATION Srl 2019



Official Fuel Supplier

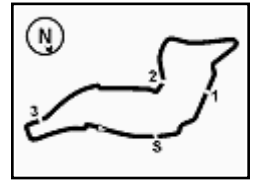


FKR PERUGIA TIMING

Official Tyre Supplier



Official Timekeeper



## Pirelli Italian Round, 10-12 May 2019

### Chronological Analysis Free Practice 3rd Session Gr.B

Imola Circuit 4.936 m

2 / 3

Lap	Seg.1	Seg.2	Seg.3	Seg.4	Lap Time	km/h	Local Time
1		42.058	35.889	28.036	127,6	10:29'24.707	
2	29.695	40.917	34.983	26.383	2'11.978	185,1	10:31'36.685
3	32.224	44.228	38.041	5'02.750	6'57.243P	184,7	10:38'33.928
4	1'13.135	45.114	37.648	26.724	3'02.621P	92,9	10:41'36.549
5	29.245	40.020	34.710	26.144	2'10.119	184,4	10:43'46.668
6	<b>28.932</b>	<b>39.521</b>	<b>34.398</b>	26.177	<b>2'09.028</b>	183,5	10:45'55.696
7	28.990	39.783	34.765	26.154	2'09.692	<b>185,1</b>	10:48'05.388
8	29.506	39.721	34.959	<b>26.114</b>	2'10.300	178,9	10:50'15.688

18° 30 D. BLIN (2'09.715)							
Lap	Seg.1	Seg.2	Seg.3	Seg.4	Lap Time	km/h	Local Time
1							10:27'13.372
2	51.121	41.595	35.773	27.156	2'35.645P	144,9	10:29'49.017
3	29.724	40.128	35.607	27.219	2'12.678C	177,8	10:32'01.695
4	30.916	40.982	36.795	4'45.755	6'34.448P	167,3	10:38'36.143
5	1'16.661	43.716	42.890	27.288	3'10.555P	61,0	10:41'46.698
6	<b>29.348</b>	39.776	35.355	26.511	2'10.990	<b>181,3</b>	10:43'57.688
7	29.499	40.258	34.841	26.297	2'10.895	178,9	10:46'08.583
8	29.649	39.830	34.680	26.038	2'10.197	176,6	10:48'18.780
9	29.490	<b>39.674</b>	<b>34.570</b>	<b>25.981</b>	<b>2'09.715</b>	176,0	10:50'28.495

13° 24 M. BERTE (2'09.035)							
Lap	Seg.1	Seg.2	Seg.3	Seg.4	Lap Time	km/h	Local Time
1		41.734	36.957	28.433	120,3	10:29'24.879	
2	29.393	39.589	35.132	<b>25.673</b>	2'09.787	<b>189,6</b>	10:31'34.666
3	32.151	45.404	38.752	4'55.950	6'52.257P	181,9	10:38'26.923
4	1'09.349	44.292	42.027	27.269	3'02.937P	134,1	10:41'29.860
5	29.647	44.536	35.379	26.084	2'15.646	181,0	10:43'45.506
6	29.073	39.296	34.783	25.883	<b>2'09.035</b>	182,9	10:45'54.541
7	29.855	42.933	34.983	26.171	2'13.942	180,4	10:48'08.483
8	<b>28.988</b>	<b>39.051</b>	<b>34.457</b>	25.838	2'08.334C	180,1	10:50'16.817

19° 44 T. BRAMICH (2'10.183)							
Lap	Seg.1	Seg.2	Seg.3	Seg.4	Lap Time	km/h	Local Time
1							10:27'13.372
2	29.691	40.275	35.460	26.579	2'12.005	178,6	10:31'33.193
3	31.770	42.516	36.980	48.282	2'39.548CP	179,5	10:34'12.741
4	5'19.718	47.095	45.208	28.207	7'20.228P	143,5	10:41'32.969
5	<b>29.223</b>	39.910	34.987	26.577	2'10.697	<b>184,7</b>	10:43'43.666
6	29.354	39.674	35.937	26.635	2'11.600C	180,7	10:45'55.266
7	29.322	40.157	<b>34.875</b>	<b>26.169</b>	2'10.523	182,6	10:48'05.789
8	29.557	<b>39.429</b>	34.900	26.297	<b>2'10.183</b>	184,1	10:50'15.972

14° 78 J. FORAY (2'09.041)							
Lap	Seg.1	Seg.2	Seg.3	Seg.4	Lap Time	km/h	Local Time
1		42.649	37.483	27.926	135,9	10:29'23.617	
2	29.420	40.053	34.924	26.114	2'10.511	181,9	10:31'34.128
3	31.178	41.716	36.060	4'46.637	6'35.591P	182,9	10:38'09.719
4	1'23.701	44.689	46.024	29.050	3'23.464P	137,5	10:41'33.183
5	29.584	39.878	34.899	26.265	2'10.626	181,9	10:43'43.809
6	<b>28.964</b>	39.719	<b>34.619</b>	26.191	2'09.493	180,4	10:45'53.302
7	28.974	<b>39.371</b>	34.692	<b>26.004</b>	<b>2'09.041</b>	<b>186,7</b>	10:48'02.343
8	29.239	47.291	42.203	26.281	2'25.014	182,6	10:50'27.357

20° 35 F. DE BRUIN (2'10.193)							
Lap	Seg.1	Seg.2	Seg.3	Seg.4	Lap Time	km/h	Local Time
1							10:27'09.788
2	48.904	41.957	36.179	26.624	2'33.664P	149,9	10:29'43.452
3	29.449	40.053	35.415	26.585	2'11.502C	179,8	10:31'54.954
4	33.855	41.893	37.205	4'41.415	6'34.368P	129,1	10:38'29.322
5	1'11.734	41.520	37.114	26.419	2'56.787P	106,5	10:41'26.109
6	29.520	40.261	35.156	26.351	2'11.288	178,0	10:43'37.397
7	29.619	39.983	<b>34.861</b>	26.157	2'10.620	175,7	10:45'48.017
8	<b>29.430</b>	<b>39.620</b>	35.018	<b>26.125</b>	<b>2'10.193</b>	177,2	10:47'58.210
9	29.435	39.917	35.211	26.294	2'10.857	176,6	10:50'09.067

15° 69 J. BUIJS (2'09.073)							
Lap	Seg.1	Seg.2	Seg.3	Seg.4	Lap Time	km/h	Local Time
1		41.705	36.591	28.164	127,4	10:29'24.368	
2	28.995	40.105	36.293	26.300	2'11.693	184,4	10:31'36.061
3	32.119	44.369	38.853	59.879	2'55.220CP	<b>186,3</b>	10:34'31.281
4	5'15.201	45.409	37.665	26.655	7'04.930P	78,4	10:41'36.211
5	29.436	39.867	<b>34.503</b>	25.999	2'09.805	183,5	10:43'46.016
6	<b>28.865</b>	<b>39.236</b>	34.873	26.410	2'09.384	185,7	10:45'55.400
7	29.238	40.739	34.746	25.939	2'10.662	183,5	10:48'06.062
8	28.929	39.504	34.890	<b>25.750</b>	<b>2'09.073</b>	185,1	10:50'15.135

21° 77 V. SCHWARZ (2'10.345)							
Lap	Seg.1	Seg.2	Seg.3	Seg.4	Lap Time	km/h	Local Time
1							10:27'13.372
2	29.782	40.284	35.385	26.445	2'11.896	178,0	10:31'33.315
3	32.654	42.626	37.166	4'43.423	6'35.869P	181,0	10:38'09.184
4	1'23.452	45.642	42.116	27.301	3'18.511CP	140,4	10:41'27.695
5	34.758	40.339	35.829	26.497	2'17.423	166,0	10:43'45.118
6	29.771	39.752	<b>35.004</b>	26.536	2'11.063	175,4	10:45'56.181
7	<b>29.414</b>	39.930	35.209	26.042	2'10.595	<b>182,6</b>	10:48'06.776
8	29.623	<b>39.733</b>	35.195	<b>25.794</b>	<b>2'10.345</b>	177,2	10:50'17.121

16° 99 F. GOMEZ (2'09.203)							
Lap	Seg.1	Seg.2	Seg.3	Seg.4	Lap Time	km/h	Local Time
1							10:27'43.658
2	43.545	42.101	36.310	27.344	2'29.300P	147,4	10:30'12.958
3	29.723	40.148	35.617	6'27.274	8'12.762P	178,6	10:38'25.720
4	1'18.887	47.910	47.219	29.252	3'23.268P	87,2	10:41'48.988
5	29.514	40.291	34.846	26.270	2'10.921	181,9	10:43'59.909
6	29.394	39.896	34.741	26.017	2'10.048	180,7	10:46'09.957
7	29.404	39.602	34.599	26.134	2'09.739	180,7	10:48'19.696
8	<b>29.208</b>	<b>39.587</b>	<b>34.430</b>	<b>25.978</b>	<b>2'09.203</b>	<b>184,7</b>	10:50'28.899

22° 60 G. SCONZA (2'10.592)							
Lap	Seg.1	Seg.2	Seg.3	Seg.4	Lap Time	km/h	Local Time
1							10:27'11.207
2	52.958	40.992	35.942	26.774	2'36.666P	145,3	10:29'47.873
3	29.492	39.604	35.479	26.300	2'10.875C	178,3	10:31'58.748
4	31.508	41.984	37.583	52.347	2'43.422CP	178,0	10:34'42.170
5	5'13.405	41.505	43.805	27.169	7'05.884P	104,1	10:41'48.054
6	29.581	<b>39.450</b>	<b>35.141</b>	26.420	<b>2'10.592</b>	<b>178,9</b>	10:43'58.646
7	<b>29.407</b>	39.557	35.192	26.163	2'10.319C	178,0	10:46'08.965
8	31.789	39.622	35.239	26.783	2'13.433C	170,2	10:48'22.398
9	30.346	40.596	35.514	<b>26.219</b>	2'12.675	174,0	10:50'35.073

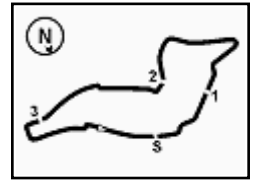
17° 36 B. NEILA (2'09.497)							
Lap	Seg.1	Seg.2	Seg.3	Seg.4	Lap Time	km/h	Local Time
1							10:27'09.844
2	46.609	41.410	36.101	26.812	2'30.932P	149,5	10:29'40.776
3	29.195	40.054	35.611	26.423	2'11.283C	181,0	10:31'52.059
4	32.034	41.600	37.349	1'10.577	3'01.560CP	158,0	10:34'53.619
5	4'47.243	47.754	37.237	26.644	6'38.878P	100,4	10:41'32.497
6	<b>28.976</b>	39.905	35.120	26.502	2'10.503	<b>188,0</b>	10:43'43.000
7	29.283	39.933	<b>34.675</b>	26.138	2'10.029	182,9	10:45'53.029

11/05/2019 P = Pits In/Out - C = Lap Time Cancelled

These data/results cannot be reproduced, stored and/or transmitted in whole or in part by any manner of electronic, mechanical, photocopying, recording, broadcasting or otherwise now known or herein after developed without the previous express consent by the copyright owner, except for reproduction in daily press and regular printed publications on sale to the public within 60 days of the event related to those data/results and always provided that copyright symbol appears together as follows below.

© DORNA WSBK ORGANIZATION Srl 2019





Imola Circuit 4.936 m

3 / 3

## Pirelli Italian Round, 10-12 May 2019

### Chronological Analysis Free Practice 3rd Session Gr.B

23° 82 J. HYDE (2'11.608)							
Lap	Seg.1	Seg.2	Seg.3	Seg.4	Lap Time	km/h	Local Time
1							10:27'06.650
2	47.714	41.990	36.328	27.136	2'33.168P	147,4	10:29'39.818
3	29.954	40.545	36.011	27.420	2'13.930C	172,9	10:31'53.748
4	32.846	41.730	38.623	4'42.334	6'35.533P	140,9	10:38'29.281
5	1'03.922	46.754	42.330	28.726	3'01.732P	143,7	10:41'31.013
6	30.627	40.769	36.595	26.872	2'14.863	175,7	10:43'45.876
7	<b>29.553</b>	<b>40.137</b>	<b>35.149</b>	26.769	<b>2'11.608</b>	<b>182,2</b>	10:45'57.484
8	29.871	40.294	35.298	<b>26.621</b>	2'12.084	176,9	10:48'09.568
9	29.963	40.317	35.506	26.655	2'12.441	177,2	10:50'22.009

24° 12 R. DORE (2'11.759)							
Lap	Seg.1	Seg.2	Seg.3	Seg.4	Lap Time	km/h	Local Time
1							10:27'00.183
2	52.165	42.460	36.566	27.235	2'38.426CP	142,0	10:29'38.609
3	30.278	40.955	35.996	27.825	2'15.054C	176,0	10:31'53.663
4	32.685	41.733	38.251	4'43.713	6'36.382P	143,7	10:38'30.045
5	1'03.547	45.043	43.034	27.591	2'59.215P	144,3	10:41'29.260
6	30.122	40.928	35.730	27.466	2'14.246	176,6	10:43'43.506
7	29.841	40.172	35.671	26.883	2'12.567	170,2	10:45'56.073
8	29.858	40.527	<b>35.361</b>	<b>26.464</b>	2'12.210	<b>183,8</b>	10:48'08.283
9	<b>29.714</b>	<b>39.996</b>	35.426	26.623	<b>2'11.759</b>	175,4	10:50'20.042

25° 97 M. KAPPLER (2'12.326)							
Lap	Seg.1	Seg.2	Seg.3	Seg.4	Lap Time	km/h	Local Time
1							10:29'23.912
2	<b>29.218</b>	42.657	<b>34.434</b>	<b>26.017</b>	<b>2'12.326</b>	185,4	10:31'36.238

26° 93 A. QUINET (2'13.242)							
Lap	Seg.1	Seg.2	Seg.3	Seg.4	Lap Time	km/h	Local Time
1		42.488	37.302	27.449		138,4	10:29'20.973
2	30.226	40.617	<b>35.796</b>	26.918	2'13.557	174,6	10:31'34.530
3	31.777	42.562	38.089	46.722	2'39.150CP	<b>179,8</b>	10:34'13.680
4	5'18.337	45.285	43.271	27.854	7'14.747P	137,3	10:41'28.427
5	31.233	41.770	38.831	26.870	2'18.704	169,7	10:43'47.131
6	<b>30.208</b>	41.974	36.356	26.892	2'15.430	175,7	10:46'02.561
7	30.353	<b>40.327</b>	36.501	<b>26.441</b>	2'13.622	174,0	10:48'16.183
8	30.218	40.456	35.865	26.703	<b>2'13.242</b>	174,0	10:50'29.425

27° 32 A. PELIKANOVA (2'15.074)							
Lap	Seg.1	Seg.2	Seg.3	Seg.4	Lap Time	km/h	Local Time
1							10:27'27.246
2	55.667	45.170	37.565	28.365	2'46.767P	152,0	10:30'14.013
3	30.474	42.389	38.935	6'36.732	8'28.530P	179,8	10:38'42.543
4	1'03.660	43.556	36.696	27.839	2'51.751P	115,7	10:41'34.294
5	30.192	41.786	<b>35.803</b>	<b>27.293</b>	<b>2'15.074</b>	181,9	10:43'49.368
6	<b>30.087</b>	41.629	35.869	27.700	2'15.285	179,8	10:46'04.653
7	30.173	<b>41.473</b>	35.857	26.516	2'14.019C	<b>184,7</b>	10:48'18.672
8	33.571	41.911	35.847	27.438	2'18.767C	172,4	10:50'37.439

28° 61 Y. OKAYA							
Lap	Seg.1	Seg.2	Seg.3	Seg.4	Lap Time	km/h	Local Time
1		43.283	<b>36.925</b>	<b>27.410</b>		129,3	10:29'22.689

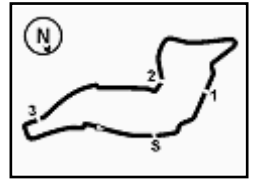
11/05/2019 P = Pits In/Out - C = Lap Time Cancelled

These data/results cannot be reproduced, stored and/or transmitted in whole or in part by any manner of electronic, mechanical, photocopying, recording, broadcasting or otherwise now known or herein after developed without the previous express consent by the copyright owner, except for reproduction in daily press and regular printed publications on sale to the public within 60 days of the event related to those data/results and always provided that copyright symbol appears together as follows below.

© DORNA WSBK ORGANIZATION Srl 2019



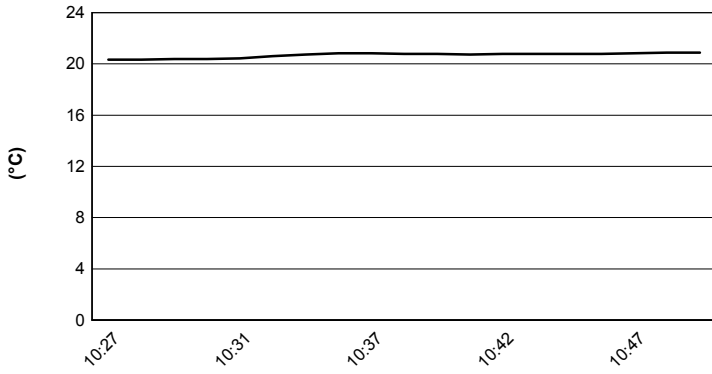




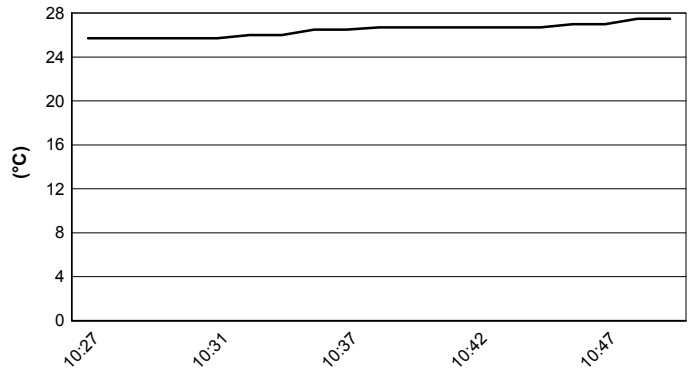
Imola Circuit 4.936 m

**Pirelli Italian Round, 10-12 May 2019**  
**Weather Report Free Practice 3rd Session Gr.B**  
Session started 10:27 - Session ended 10:51

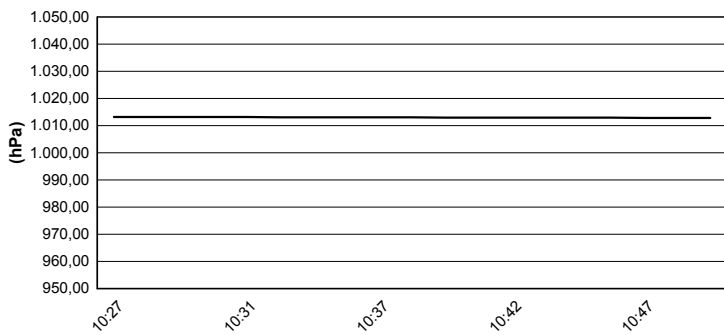
**Air Temperature**



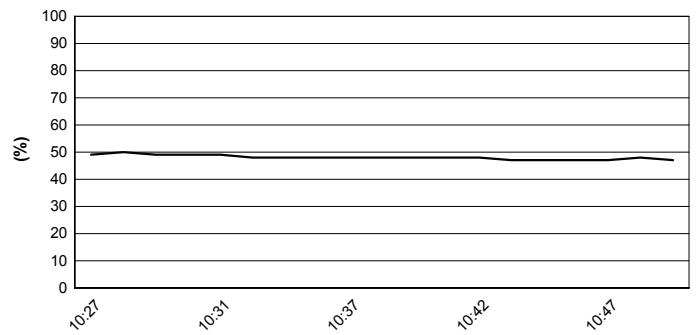
**Track Temperature**



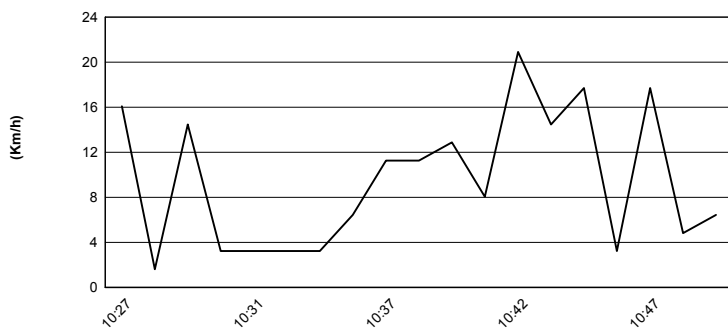
**Air Pressure**



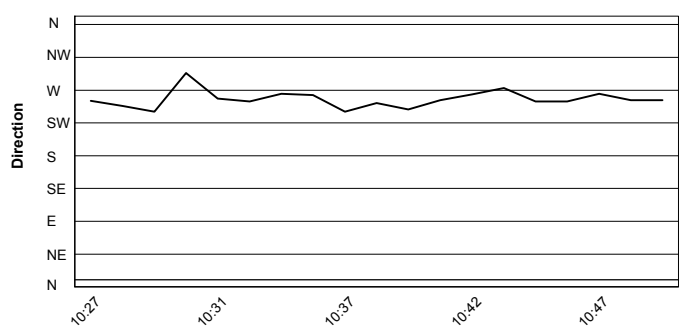
**Humidity**



**Wind Speed**



**Wind Direction**



11/05/2019

These data/results cannot be reproduced, stored and/or transmitted in whole or in part by any manner of electronic, mechanical, photocopying, recording, broadcasting or otherwise now known or herein after developed without the previous express consent by the copyright owner, except for reproduction in daily press and regular printed publications on sale to the public within 60 days of the event related to those data/results and always provided that copyright symbol appears together as follows below.

© DORNA WSBK ORGANIZATION Srl 2019



Official Fuel Supplier

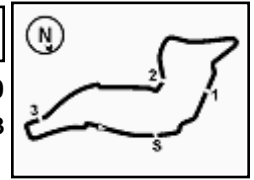


FICR PERUGIA TIMING

Official Tyre Supplier



Official Timekeeper



## Pirelli Italian Round, 10-12 May 2019

### Free Practices Combined Times

Imola Circuit 4.936 m

No.	Rider	Nat	Team	Bike	Class	FP1	FP2	FP3	Time	Gap	Rel.	Avg	LL
1	<b>88 B. IERACI</b>	ITA	Kawasaki GP Project	Kawasaki Ninja 400	B	2'07.665	2'07.502	<b>2'06.737</b>	<b>2'06.737</b>			140,208	30
2	<b>42 M. GARCIA</b>	ESP	DS Junior Team	Kawasaki Ninja 400	A	2'09.167	<b>2'07.028</b>	2'07.547	<b>2'07.028</b>	0.291	0.291	139,887	27
3	<b>8 M. PEREZ</b>	ESP	Scuderia Maranga Racing	Kawasaki Ninja 400	A	2'08.634	<b>2'07.297</b>	2'08.228	<b>2'07.297</b>	0.560	0.269	139,592	28
4	<b>64 H. DE CANCELLIS</b>	FRA	Team Trasimeno Yamaha	Yamaha YZF-R3	A	2'09.931	<b>2'07.385</b>	2'08.162	<b>2'07.385</b>	0.648	0.088	139,495	33
5	<b>55 G. HENDRA PRATAMA</b>	INA	Semakin Di Depan Biblion Motocrossing	Yamaha YZF-R3	A	2'09.619	<b>2'07.470</b>	2'07.859	<b>2'07.470</b>	0.733	0.085	139,402	29
6	<b>1 A. CARRASCO</b>	ESP	Kawasaki Provec WorldSSP300	Kawasaki Ninja 400	A	2'09.674	2'07.926	<b>2'07.519</b>	<b>2'07.519</b>	0.782	0.049	139,349	27
7	<b>3 M. PEDENEAU</b>	FRA	Team MHP Racing-Patrick Pons	Yamaha YZF-R3	B	2'09.670	2'08.641	<b>2'07.574</b>	<b>2'07.574</b>	0.837	0.055	139,289	33
8	<b>95 S. DEROUE</b>	NED	Kawasaki MOTOPOST	Kawasaki Ninja 400	B	2'09.370	2'08.543	<b>2'07.603</b>	<b>2'07.603</b>	0.866	0.029	139,257	30
9	<b>18 M. GONZALEZ</b>	ESP	Kawasaki ParkinGO Team	Kawasaki Ninja 400	A	2'08.886	2'07.937	<b>2'07.612</b>	<b>2'07.612</b>	0.875	0.009	139,247	31
10	<b>28 O. BONOLI</b>	ITA	Team Trasimeno Yamaha	Yamaha YZF-R3	A	2'09.387	2'08.399	<b>2'07.618</b>	<b>2'07.618</b>	0.881	0.006	139,241	31
11	<b>85 K. SABATUCCI</b>	ITA	Team Trasimeno Yamaha	Yamaha YZF-R3	B	2'09.402	<b>2'07.662</b>	2'07.995	<b>2'07.662</b>	0.925	0.044	139,193	29
12	<b>41 J. JAHNIG</b>	GER	Freudenberg KTM Junior Team	KTM RC 390 R	A	2'09.750	2'07.749	<b>2'07.703</b>	<b>2'07.703</b>	0.966	0.041	139,148	25
13	<b>22 N. KALININ</b>	UKR	Nutec - RT Motorsports by SKM - Kawasaki	Kawasaki Ninja 400	A	2'08.996	2'08.269	<b>2'07.867</b>	<b>2'07.867</b>	1.130	0.164	138,969	30
14	<b>6 R. SCHOTMAN</b>	NED	Kawasaki MOTOPOST	Kawasaki Ninja 400	A	2'09.783	<b>2'07.901</b>	2'08.586	<b>2'07.901</b>	1.164	0.034	138,932	26
15	<b>54 B. SOFUOGLU</b>	TUR	Turkish Puccetti Racing by TSM	Kawasaki Ninja 400	B	2'09.601	2'08.108	<b>2'07.935</b>	<b>2'07.935</b>	1.198	0.034	138,896	21
16	<b>15 M. BASTIANELLI</b>	ITA	Prodina IRCOS Kawasaki	Kawasaki Ninja 400	A	2'10.803	<b>2'07.950</b>	2'08.348	<b>2'07.950</b>	1.213	0.015	138,879	31
17	<b>20 D. LOUREIRO</b>	RSA	Nutec - RT Motorsports by SKM - Kawasaki	Kawasaki Ninja 400	B	2'08.777	2'10.043	<b>2'07.956</b>	<b>2'07.956</b>	1.219	0.006	138,873	27
18	<b>25 A. VERDOIA</b>	FRA	BCD Yamaha MS Racing	Yamaha YZF-R3	B	2'08.572	2'08.209	<b>2'08.113</b>	<b>2'08.113</b>	1.376	0.157	138,703	31
19	<b>21 B. SANCHEZ</b>	ESP	Scuderia Maranga Racing	Kawasaki Ninja 400	B	2'08.353	2'08.263	<b>2'08.130</b>	<b>2'08.130</b>	1.393	0.017	138,684	30
20	<b>14 E. DE LA VEGA</b>	FRA	Flembo Leader Team	Kawasaki Ninja 400	B	2'09.576	<b>2'08.158</b>	2'08.416	<b>2'08.158</b>	1.421	0.028	138,654	27
21	<b>66 D. OTTEN</b>	NED	MTM Racing Team	Kawasaki Ninja 400	A	2'10.364	<b>2'08.195</b>	2'08.306	<b>2'08.195</b>	1.458	0.037	138,614	29
22	<b>72 V. STEEMAN</b>	NED	Freudenberg KTM Junior Team	KTM RC 390 R	B	2'08.938	2'09.091	<b>2'08.417</b>	<b>2'08.417</b>	1.680	0.222	138,374	25
23	<b>16 M. LUNA BAYEN</b>	ESP	Kawasaki GP Project	Kawasaki Ninja 400	A	2'09.947	<b>2'08.602</b>	2'09.643	<b>2'08.602</b>	1.865	0.185	138,175	35
24	<b>4 E. VOCINO</b>	ITA	2R Racing Team	Yamaha YZF-R3	A	2'10.282	2'09.233	<b>2'08.627</b>	<b>2'08.627</b>	1.890	0.025	138,148	28
25	<b>71 T. EDWARDS</b>	AUS	Kawasaki ParkinGO Team	Kawasaki Ninja 400	A	2'09.692	<b>2'08.648</b>	2'08.837	<b>2'08.648</b>	1.911	0.021	138,126	29
26	<b>7 T. KAWAKAMI</b>	BRA	BCD Yamaha MS Racing	Yamaha YZF-R3	A	2'13.769	2'09.015	<b>2'08.710</b>	<b>2'08.710</b>	1.973	0.062	138,059	21
27	<b>69 J. BUIS</b>	NED	MTM Racing Team	Kawasaki Ninja 400	B	2'10.347	<b>2'08.809</b>	2'09.073	<b>2'08.809</b>	2.072	0.099	137,953	32
28	<b>27 F. ROVELLI</b>	ITA	Kawasaki ParkinGO Team	Kawasaki Ninja 400	B		2'10.558	<b>2'08.851</b>	<b>2'08.851</b>	2.114	0.042	137,908	19
29	<b>11 K. ARDUINI</b>	ITA	2R Racing Team	Kawasaki Ninja 400	A	2'12.713	2'10.716	<b>2'08.855</b>	<b>2'08.855</b>	2.118	0.004	137,904	23
30	<b>13 D. IOZZO</b>	RSA	Nutec - RT Motorsports by SKM - Kawasaki	Kawasaki Ninja 400	A	2'10.148	<b>2'08.884</b>	2'08.950	<b>2'08.884</b>	2.147	0.029	137,873	30
31	<b>24 M. BERTE</b>	ITA	ProGP Racing	Yamaha YZF-R3	B	2'09.875	<b>2'08.976</b>	2'09.035	<b>2'08.976</b>	2.239	0.092	137,774	31
32	<b>65 J. FACCO</b>	ITA	Semakin Di Depan Biblion Motocrossing	Yamaha YZF-R3	B	2'10.618	2'10.078	<b>2'09.028</b>	<b>2'09.028</b>	2.291	0.052	137,719	31
33	<b>78 J. FORAY</b>	FRA	Prodina IRCOS Kawasaki	Kawasaki Ninja 400	B	2'11.141	2'10.160	<b>2'09.041</b>	<b>2'09.041</b>	2.304	0.013	137,705	30
34	<b>17 K. MEUFFELS</b>	NED	Freudenberg KTM WorldSSP Team	KTM RC 390 R	A	2'10.344	2'09.928	<b>2'09.049</b>	<b>2'09.049</b>	2.312	0.008	137,697	28
35	<b>52 O. KÖNIG</b>	CZE	ACCR Czech Talent Team - Willi Race	Kawasaki Ninja 400	A	2'10.655	2'09.358	<b>2'09.076</b>	<b>2'09.076</b>	2.339	0.027	137,668	30
36	<b>99 F. GOMEZ</b>	ESP	DS Junior Team	Kawasaki Ninja 400	B	2'09.634	2'09.219	<b>2'09.203</b>	<b>2'09.203</b>	2.466	0.127	137,532	28
37	<b>47 F. HERNANDEZ MOYANO</b>	ESP	BCD Yamaha MS Racing	Yamaha YZF-R3	A	2'10.108	<b>2'09.244</b>	2'09.504	<b>2'09.244</b>	2.507	0.041	137,489	28
38	<b>97 M. KAPPLER</b>	GER	Freudenberg KTM WorldSSP Team	KTM RC 390 R	B	2'10.027	<b>2'09.294</b>	2'12.326	<b>2'09.294</b>	2.557	0.050	137,436	26
39	<b>2 L. DOTI</b>	SUI	A.S.D. Team Runner Bike	KTM RC 390 R	A	2'12.226	2'09.721	<b>2'09.420</b>	<b>2'09.420</b>	2.683	0.126	137,302	27
40	<b>36 B. NEILA</b>	ESP	BCD Yamaha MS Racing	Yamaha YZF-R3	B		2'10.617	<b>2'09.497</b>	<b>2'09.497</b>	2.760	0.077	137,220	19
41	<b>30 D. BLIN</b>	POL	Terra e Moto	Yamaha YZF-R3	B	2'11.149	2'10.180	<b>2'09.715</b>	<b>2'09.715</b>	2.978	0.218	136,990	31
42	<b>91 G. MORA</b>	ITA	AG Motorsport Italia Yamaha	Yamaha YZF-R3	A	2'13.125	<b>2'09.894</b>	2'10.289	<b>2'09.894</b>	3.157	0.179	136,801	28
43	<b>61 Y. OKAYA</b>	JPN	DS Junior Team	Kawasaki Ninja 400	B	2'11.429	<b>2'09.972</b>		<b>2'09.972</b>	3.235	0.078	136,719	23
44	<b>44 T. BRAMICH</b>	AUS	Carl Cox-RT Motorsports by SKM-Kawasaki	Kawasaki Ninja 400	B	2'11.898	2'12.053	<b>2'10.183</b>	<b>2'10.183</b>	3.446	0.211	136,497	29
45	<b>35 F. DE BRUIN</b>	NED	Team Trasimeno Yamaha	Yamaha YZF-R3	B	2'12.183	2'10.936	<b>2'10.193</b>	<b>2'10.193</b>	3.456	0.010	136,487	30
46	<b>77 V. SCHWARZ</b>	CZE	ACCR Czech Talent Team - Willi Race	Kawasaki Ninja 400	B	2'12.075	2'11.576	<b>2'10.345</b>	<b>2'10.345</b>	3.608	0.152	136,327	31
47	<b>60 G. SCONZA</b>	ITA	AG Motorsport Italia Yamaha	Yamaha YZF-R3	B	2'12.559	2'11.419	<b>2'10.592</b>	<b>2'10.592</b>	3.855	0.247	136,070	32
48	<b>23 P. GIACOMINI</b>	ITA	Kawasaki GP Project	Kawasaki Ninja 400	A	2'13.748	2'12.584	<b>2'11.507</b>	<b>2'11.507</b>	4.770	0.915	135,123	31
49	<b>82 J. HYDE</b>	AUS	2R Racing Team	Kawasaki Ninja 400	B	2'13.583	2'12.148	<b>2'11.608</b>	<b>2'11.608</b>	4.871	0.101	135,019	31
50	<b>12 R. DORE</b>	FRA	Team MHP Racing-Patrick Pons	Yamaha YZF-R3	B	2'15.502	2'13.467	<b>2'11.759</b>	<b>2'11.759</b>	5.022	0.151	134,864	33
51	<b>19 B. MOLINA</b>	CHI	Terra e Moto	Yamaha YZF-R3	A	2'15.506	2'12.813	<b>2'12.291</b>	<b>2'12.291</b>	5.554	0.532	134,322	33
52	<b>33 K. HARTMANN</b>	FRA	Team MHP Racing-Patrick Pons	Yamaha YZF-R3	A	2'13.902	<b>2'12.369</b>	2'12.932	<b>2'12.369</b>	5.632	0.078	134,243	28
53	<b>84 K. ALOISI</b>	ITA	DS Junior Team	Kawasaki Ninja 400	A	2'16.361	2'14.966	<b>2'12.534</b>	<b>2'12.534</b>	5.797	0.165	134,076	26
54	<b>93 A. QUINET</b>	FRA	TGP Racing	Honda CBR500R	B	2'14.222	2'13.586	<b>2'13.242</b>	<b>2'13.242</b>	6.505	0.708	133,363	28
55	<b>9 S. NAUD</b>	FRA	Flembo Leader Team	Kawasaki Ninja 400	A	2'16.299	2'14.930	<b>2'14.761</b>	<b>2'14.761</b>	8.024	1.519	131,860	31
56	<b>32 A. PELIKANOVA</b>	CZE	Kawasaki GP Project	Kawasaki Ninja 400	B	2'18.019	2'16.980	<b>2'15.074</b>	<b>2'15.074</b>	8.337	0.313	131,555	30

11/05/2019

These data/results cannot be reproduced, stored and/or transmitted in whole or in part by any manner of electronic, mechanical, photocopying, recording, broadcasting or otherwise now known or herein after developed without the previous express consent by the copyright owner, except for reproduction in daily press and regular printed publications on sale to the public within 60 days of the event related to those data/results and always provided that copyright symbol appears together as follows below.

© DORNA WSBK ORGANIZATION Srl 2019



Official Fuel Supplier



Official Tyre Supplier



Official Timekeeper