

Pata Riviera di Rimini Round, 21-23 June 2019
Chronological Analysis Race 1

Misano Circuit Sic 58.4.226m

Start at 15:02:47.511

1 / 4

1° 1 J. REA (1'46.130)								4° 76 L. BAZ (1'47.154)							
Lap	Seg.1	Seg.2	Seg.3	Seg.4	Lap Time	km/h	Local Time	Lap	Seg.1	Seg.2	Seg.3	Seg.4	Lap Time	km/h	Local Time
1		24.969	28.971	24.106	1'51.438	259.6	15:04'38.949	1		25.950	29.676	24.436	1'55.927	260,2	15:04'43.438
2	28.744	24.791	28.925	23.944	1'46.404	260,9	15:06'25.353	2	29.775	25.455	29.468	24.198	1'48.896	255,9	15:06'32.334
3	28.780	24.921	28.712	23.852	1'46.265	261,5	15:08'11.618	3	29.279	25.438	29.167	24.160	1'48.044	255,9	15:08'20.378
4	28.692	24.775	28.799	23.864	1'46.130	260,9	15:09'57.748	4	29.128	25.382	29.106	24.219	1'47.835	257,1	15:10'08.213
5	28.794	24.845	29.154	24.000	1'46.793	260,2	15:11'44.541	5	28.983	25.210	28.918	24.217	1'47.328	257,1	15:11'55.541
6	29.035	25.000	29.494	23.984	1'47.513	260,2	15:13'32.054	6	28.922	25.173	29.167	24.071	1'47.333	254,7	15:13'42.874
7	28.977	25.260	29.652	24.016	1'47.905	262,1	15:15'19.959	7	28.993	25.166	29.547	24.266	1'47.972	254,7	15:15'30.846
8	29.303	25.031	29.784	24.069	1'48.187	259,6	15:17'08.146	8	29.291	25.352	29.727	24.302	1'48.672	255,3	15:17'19.518
9	29.396	24.938	29.867	24.178	1'48.379	259,0	15:18'56.525	9	29.247	25.246	29.804	24.203	1'48.500	254,1	15:19'08.018
10	29.042	24.707	29.277	24.121	1'47.147	259,0	15:20'43.672	10	29.164	25.285	29.504	24.073	1'48.026	254,7	15:20'56.044
11	29.194	24.824	29.360	24.072	1'47.450	258,4	15:22'31.122	11	28.917	25.236	29.126	23.947	1'47.226	255,9	15:22'43.270
12	29.021	24.745	29.222	24.146	1'47.134	259,0	15:24'18.256	12	29.132	25.154	29.156	23.992	1'47.434	255,3	15:24'30.704
13	29.024	24.982	29.534	24.089	1'47.629	257,8	15:26'05.885	13	28.907	24.970	29.205	24.072	1'47.154	256,5	15:26'17.858
14	28.866	24.983	29.249	24.050	1'47.148	260,2	15:27'53.033	14	29.017	25.170	29.176	23.997	1'47.360	257,8	15:28'05.218
15	29.136	25.038	29.206	24.077	1'47.457	261,5	15:29'40.490	15	29.161	25.275	29.224	24.073	1'47.733	256,5	15:29'52.951
16	28.756	24.812	29.056	24.052	1'46.676	260,9	15:31'27.166	16	29.302	25.381	29.207	24.016	1'47.906	256,5	15:31'40.857
17	28.814	25.040	29.077	24.213	1'47.144	262,1	15:33'14.310	17	29.085	25.256	29.262	24.085	1'47.688	257,1	15:33'28.545
18	29.200	25.146	29.661	25.720	1'49.727	261,5	15:35'04.037	18	29.312	25.326	29.427	24.359	1'48.424	256,5	15:35'16.969
Race Time 32'16.526								Race Time 32'29.458							

2° 66 T. SYKES (1'46.794)								5° 7 C. DAVIES (1'46.857)							
Lap	Seg.1	Seg.2	Seg.3	Seg.4	Lap Time	km/h	Local Time	Lap	Seg.1	Seg.2	Seg.3	Seg.4	Lap Time	km/h	Local Time
1		25.766	29.327	24.244	1'53.385	260,9	15:04'40.896	1		25.474	29.633	24.140	1'53.806	262,1	15:04'41.317
2	29.280	25.154	29.472	24.193	1'48.099	259,0	15:06'28.995	2	29.199	25.265	29.532	23.957	1'47.953	266,0	15:06'29.270
3	29.120	24.979	28.998	24.096	1'47.193	261,5	15:08'16.188	3	29.171	25.161	29.696	24.000	1'48.028	263,4	15:08'17.298
4	29.180	25.017	28.873	24.147	1'47.217	262,1	15:10'03.405	4	29.033	24.977	29.285	23.778	1'47.073	266,7	15:10'04.371
5	29.062	25.169	28.908	24.014	1'47.153	261,5	15:11'50.558	5	28.961	24.896	29.204	23.796	1'46.857	265,4	15:11'51.228
6	29.203	24.970	28.976	24.002	1'47.151	259,6	15:13'37.709	6	29.287	25.061	29.642	24.048	1'48.038	262,1	15:13'39.266
7	29.105	24.997	29.368	23.911	1'47.381	259,6	15:15'25.090	7	29.121	24.928	29.725	23.876	1'47.650	262,1	15:15'26.916
8	29.271	25.138	29.506	24.135	1'48.050	258,4	15:17'13.140	8	29.235	25.408	30.350	24.224	1'49.217	257,8	15:17'16.133
9	29.239	25.205	29.581	24.292	1'48.317	257,1	15:19'01.457	9	29.242	24.981	30.180	25.400	1'49.803	260,9	15:19'05.936
10	29.095	25.231	29.234	24.070	1'47.630	258,4	15:20'49.087	10	30.142	25.488	30.367	24.464	1'50.461	264,7	15:20'56.397
11	28.999	25.112	29.083	24.023	1'47.217	259,0	15:22'36.304	11	29.559	25.147	29.782	24.118	1'48.606	265,4	15:22'45.003
12	28.977	25.051	29.132	24.001	1'47.161	259,0	15:24'23.465	12	29.321	25.147	29.610	24.020	1'48.098	264,1	15:24'33.101
13	29.101	25.129	29.117	24.166	1'47.513	260,2	15:26'10.978	13	29.020	24.850	29.586	24.028	1'47.484	264,1	15:26'20.585
14	29.071	25.194	29.065	23.953	1'47.283	260,2	15:27'58.261	14	29.131	24.757	29.504	23.967	1'47.359	264,1	15:28'07.944
15	28.923	25.020	28.949	23.902	1'46.794	260,9	15:29'45.055	15	28.972	24.938	29.403	24.052	1'47.365	267,3	15:29'55.309
16	28.861	24.880	29.004	24.107	1'46.852	260,2	15:31'31.907	16	29.152	24.895	29.396	24.098	1'47.541	266,0	15:31'42.850
17	29.155	24.994	29.212	24.057	1'47.418	262,8	15:33'19.325	17	28.974	24.990	29.446	24.041	1'47.451	266,7	15:33'30.301
18	29.189	25.287	29.436	24.492	1'48.404	262,1	15:35'07.729	18	29.368	25.589	29.923	24.657	1'49.537	260,9	15:35'19.838
Race Time 32'20.218								Race Time 32'32.327							

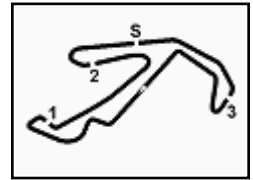
3° 19 A. BAUTISTA (1'46.302)								6° 33 M. MELANDRI (1'48.002)							
Lap	Seg.1	Seg.2	Seg.3	Seg.4	Lap Time	km/h	Local Time	Lap	Seg.1	Seg.2	Seg.3	Seg.4	Lap Time	km/h	Local Time
1		25.941	29.744	24.069	1'54.009	265,4	15:04'41.520	1		25.719	29.531	24.329	1'54.804	262,8	15:04'42.315
2	29.479	25.058	29.545	23.937	1'48.019	268,0	15:06'29.539	2	29.505	28.492	29.655	24.316	1'51.968	262,1	15:06'34.283
3	29.128	25.251	29.553	24.348	1'48.280	267,3	15:08'17.819	3	29.907	25.604	30.062	24.299	1'49.872	257,8	15:08'24.155
4	29.249	25.093	29.310	23.923	1'47.575	266,7	15:10'05.394	4	29.238	25.426	29.188	24.150	1'48.002	262,1	15:10'12.157
5	29.117	24.979	29.127	23.781	1'47.004	271,4	15:11'52.398	5	29.368	26.301	29.590	24.107	1'49.366	260,9	15:12'01.523
6	29.270	25.185	29.801	23.792	1'48.048	266,0	15:13'40.446	6	29.381	25.479	29.590	24.138	1'48.588	260,2	15:13'50.111
7	29.307	25.253	30.229	24.060	1'48.849	267,3	15:15'29.295	7	29.419	25.544	29.729	24.222	1'48.914	257,8	15:15'39.025
8	29.545	25.353	29.993	24.126	1'49.017	264,7	15:17'18.312	8	29.675	25.591	30.512	24.799	1'50.577	256,5	15:17'29.602
9	29.276	25.229	29.713	24.186	1'48.404	266,0	15:19'06.716	9	30.286	25.970	32.163	25.494	1'53.913	255,9	15:19'23.515
10	29.234	24.959	29.612	23.984	1'47.789	268,0	15:20'54.505	10	29.894	25.889	30.280	24.650	1'50.713	255,9	15:21'14.228
11	29.072	25.225	29.516	24.093	1'47.906	268,7	15:22'42.411	11	29.557	25.285	30.005	24.479	1'49.326	258,4	15:23'03.554
12	29.064	25.052	29.373	24.035	1'47.524	267,3	15:24'29.935	12	29.767	25.531	29.883	24.454	1'49.635	260,9	15:24'53.189
13	28.865	24.996	29.522	23.849	1'47.232	265,4	15:26'17.167	13	29.804	25.386	29.693	24.241	1'49.124	262,8	15:26'42.313
14	28.806	24.911	28.965	23.836	1'46.518	270,7	15:28'03.685	14	29.452	25.229	29.792	24.340	1'48.813	259,0	15:28'31.126
15	28.699	24.893	28.890	23.820	1'46.302	272,0	15:29'49.987	15	29.630	25.395	29.328	24.382	1'48.735	259,6	15:30'19.861
16	28.815	24.879	29.030	23.832	1'46.556	271,4	15:31'36.543	16	29.334	25.111	29.372	24.236	1'48.053	259,6	15:32'07.914
17	28.898	24.909	29.213	23.805	1'46.825	271,4	15:33'23.368	17	29.313	25.266	29.630	24.408	1'48.617	259,6	15:33'56.531
18	29.102	25.311	29.583	24.429	1'48.425	269,3	15:35'11.793	18	29.526	25.444	29.949	24.550	1'49.469	259,0	15:35'46.000
Race Time 32'24.282								Race Time 32'58.489							

22/06/2019 P = Pits In/Out - C = Lap Time Cancelled

These data/results cannot be reproduced, stored and/or transmitted in whole or in part by any manner of electronic, mechanical, photocopying, recording, broadcasting or otherwise now known or herein after developed without the previous express consent by the copyright owner, except for reproduction in daily press and regular printed publications on sale to the public within 60 days of the event related to those data/results and always provided that copyright symbol appears together as follows below.

© DORNA WSBK ORGANIZATION Srl 2019





Pata Riviera di Rimini Round, 21-23 June 2019 Chronological Analysis Race 1

Misano Circuit Sic 58 4.226 m

Start at 15:02:47.511

2 / 4

7° 11 S. CORTESE (1'48.397)								10° 36 L. MERCADO (1'48.665)							
Lap	Seg.1	Seg.2	Seg.3	Seg.4	Lap Time	km/h	Local Time	Lap	Seg.1	Seg.2	Seg.3	Seg.4	Lap Time	km/h	Local Time
1		25.753	29.610	24.606	1'55.425	264,1	15:04'42.936	1		26.277	30.643	24.747	1'58.515	254,7	15:04'46.026
2	29.893	25.990	29.911	24.952	1'50.746	260,2	15:06'33.682	2	30.397	25.762	30.213	24.503	1'50.875	258,4	15:06'36.901
3	29.850	25.928	33.446	24.418	1'53.642	255,9	15:08'27.324	3	30.836	25.767	30.208	24.456	1'51.267	255,9	15:08'28.168
4	29.719	25.070	29.452	24.156	1'48.397	262,1	15:10'15.721	4	29.812	25.531	29.727	24.391	1'49.461	258,4	15:10'17.629
5	29.384	25.496	29.596	24.274	1'48.750	260,9	15:12'04.471	5	29.568	25.178	29.819	24.521	1'49.086	257,8	15:12'06.715
6	29.505	25.265	29.763	24.343	1'48.876	262,1	15:13'53.347	6	30.287	25.534	30.039	24.793	1'50.653	255,9	15:13'57.368
7	30.108	25.577	30.345	24.803	1'50.833	260,2	15:15'44.180	7	29.795	25.654	30.133	24.622	1'50.204	252,9	15:15'47.572
8	30.374	25.360	30.432	24.623	1'50.789	257,1	15:17'34.969	8	29.882	25.441	30.340	24.522	1'50.185	253,5	15:17'37.757
9	30.069	25.663	30.347	24.796	1'50.875	258,4	15:19'25.844	9	29.711	25.530	30.154	24.409	1'49.804	253,5	15:19'27.561
10	29.761	25.731	30.006	24.374	1'49.872	258,4	15:21'15.716	10	29.978	25.517	30.137	24.674	1'50.306	254,1	15:21'17.867
11	29.669	25.287	29.864	24.622	1'49.442	260,2	15:23'05.158	11	29.911	25.321	29.954	24.422	1'49.608	255,3	15:23'07.475
12	29.670	25.502	29.803	24.227	1'49.202	260,9	15:24'54.360	12	29.684	25.363	30.027	24.358	1'49.442	258,4	15:24'56.917
13	29.747	25.130	29.921	24.472	1'49.270	261,5	15:26'43.630	13	29.676	25.280	29.656	24.439	1'49.051	258,4	15:26'45.968
14	29.813	25.043	29.741	24.417	1'49.014	262,1	15:28'32.644	14	29.599	25.428	29.943	24.137	1'49.107	257,1	15:28'35.075
15	29.847	25.491	29.669	24.444	1'49.451	263,4	15:30'22.095	15	29.460	25.151	29.567	24.487	1'48.665	258,4	15:30'23.740
16	29.772	25.275	29.931	24.477	1'49.455	265,4	15:32'11.550	16	29.569	25.198	29.673	24.355	1'48.795	259,0	15:32'12.535
17	29.708	24.929	29.718	24.338	1'48.693	262,8	15:34'00.243	17	30.195	25.354	29.839	24.499	1'49.887	259,6	15:34'02.422
18	29.820	25.272	29.754	24.915	1'49.761	260,2	15:35'50.004	18	30.272	25.224	29.818	24.327	1'49.641	255,9	15:35'52.063
Race Time 33'02.493								Race Time 33'04.552							

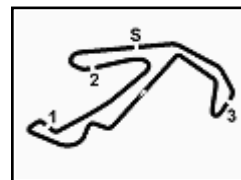
8° 72 Y. TAKAHASHI (1'48.627)								11° 52 A. DELBIANCO (1'48.550)							
Lap	Seg.1	Seg.2	Seg.3	Seg.4	Lap Time	km/h	Local Time	Lap	Seg.1	Seg.2	Seg.3	Seg.4	Lap Time	km/h	Local Time
1		25.889	30.033	24.623	1'56.341	259,6	15:04'43.852	1		26.153	29.654	24.766	1'56.658	258,4	15:04'44.169
2	29.665	25.675	29.769	24.476	1'49.585	260,9	15:06'33.437	2	29.679	25.454	29.933	24.624	1'49.690	257,8	15:06'33.859
3	29.343	25.512	29.770	24.205	1'48.830	259,6	15:08'22.267	3	30.088	25.515	31.142	24.216	1'50.961	253,5	15:08'24.820
4	29.117	25.537	29.559	24.414	1'48.627	258,4	15:10'10.894	4	29.486	25.135	29.607	24.322	1'48.550	257,1	15:10'13.370
5	29.977	25.332	29.740	24.338	1'49.387	261,5	15:12'00.281	5	29.358	25.183	29.632	24.443	1'48.616	259,0	15:12'01.986
6	29.554	25.459	29.828	24.302	1'49.143	259,0	15:13'49.424	6	29.531	25.363	29.609	24.358	1'48.861	256,5	15:13'50.847
7	29.477	28.300	30.310	24.348	1'52.435	259,0	15:15'41.859	7	29.590	25.786	30.114	24.489	1'49.979	258,4	15:15'40.826
8	29.778	25.784	30.195	24.484	1'50.241	255,9	15:17'32.100	8	29.925	25.690	30.152	24.756	1'50.523	251,2	15:17'31.349
9	30.064	25.513	31.344	24.873	1'51.794	257,8	15:19'23.894	9	30.471	25.523	30.637	24.856	1'51.487	251,7	15:19'22.836
10	29.740	25.346	30.241	24.382	1'49.709	257,1	15:21'13.603	10	29.679	25.495	30.085	24.613	1'49.872	251,7	15:21'12.708
11	29.643	25.359	30.246	24.616	1'49.864	257,1	15:23'03.467	11	29.825	25.602	30.128	24.553	1'50.108	251,7	15:23'02.816
12	29.463	25.412	30.240	24.465	1'49.580	259,0	15:24'53.047	12	29.766	25.296	30.153	24.411	1'49.626	253,5	15:24'52.442
13	29.684	25.378	30.166	24.587	1'49.815	260,2	15:26'42.862	13	29.465	25.341	29.911	24.643	1'49.360	254,1	15:26'41.802
14	29.487	25.300	29.930	24.397	1'49.114	259,0	15:28'31.976	14	29.662	25.336	29.752	24.669	1'49.419	254,7	15:28'31.221
15	29.895	25.325	30.102	24.398	1'49.720	260,2	15:30'21.696	15	30.381	25.467	29.947	24.487	1'50.282	255,9	15:30'21.503
16	29.807	25.536	29.799	24.492	1'49.634	262,1	15:32'11.330	16	29.852	25.886	30.165	24.495	1'50.398	259,0	15:32'11.901
17	29.208	25.395	30.080	24.472	1'49.155	259,0	15:34'00.485	17	29.823	25.269	30.398	24.611	1'50.101	252,9	15:34'02.002
18	29.803	25.423	30.203	24.602	1'50.031	258,4	15:35'50.516	18	30.254	25.830	30.752	24.899	1'51.735	252,3	15:35'53.737
Race Time 33'03.005								Race Time 33'06.226							

9° 87 L. ZANETTI (1'49.019)								12° 81 J. TORRES (1'48.948)							
Lap	Seg.1	Seg.2	Seg.3	Seg.4	Lap Time	km/h	Local Time	Lap	Seg.1	Seg.2	Seg.3	Seg.4	Lap Time	km/h	Local Time
1		26.180	30.890	24.666	1'59.351	261,5	15:04'46.862	1		26.050	30.373	24.936	1'57.865	252,9	15:04'45.376
2	30.097	25.625	30.405	24.469	1'50.596	255,3	15:06'37.458	2	30.287	25.700	29.880	24.500	1'50.367	255,3	15:06'35.743
3	29.973	25.489	30.153	24.575	1'50.190	259,0	15:08'27.648	3	29.790	25.717	29.947	24.439	1'49.893	257,8	15:08'25.636
4	29.602	25.379	29.927	24.388	1'49.296	259,0	15:10'16.944	4	29.616	25.501	29.688	24.375	1'49.180	255,9	15:10'14.816
5	29.652	25.238	30.087	24.630	1'49.607	264,7	15:12'06.551	5	29.622	25.279	29.671	24.376	1'48.948	258,4	15:12'03.764
6	30.092	25.601	30.188	24.573	1'50.454	259,6	15:13'57.005	6	29.540	25.391	30.090	24.394	1'49.415	255,9	15:13'53.179
7	29.725	25.674	30.244	24.575	1'50.218	257,8	15:15'47.223	7	29.704	25.713	30.548	24.561	1'50.526	252,3	15:15'43.705
8	29.715	25.373	30.072	24.599	1'49.759	260,2	15:17'36.982	8	29.773	25.779	30.566	24.669	1'50.787	252,9	15:17'34.492
9	29.745	25.624	30.231	24.519	1'50.119	262,1	15:19'27.101	9	29.813	25.709	30.693	24.554	1'50.769	253,5	15:19'25.261
10	29.844	25.521	30.304	24.500	1'50.169	259,0	15:21'17.270	10	29.413	25.493	30.293	24.523	1'49.722	254,1	15:21'14.983
11	29.674	25.350	29.841	24.538	1'49.403	260,2	15:23'06.673	11	29.445	25.483	30.047	24.454	1'49.429	256,5	15:23'04.412
12	29.579	25.263	30.019	24.304	1'49.165	260,9	15:24'55.838	12	29.445	25.558	30.139	24.432	1'49.574	256,5	15:24'53.986
13	29.412	25.410	29.810	24.465	1'49.097	262,8	15:26'44.935	13	29.316	25.489	29.978	24.451	1'49.234	257,8	15:26'43.220
14	29.501	25.353	29.636	24.529	1'49.019	263,4	15:28'33.954	14	29.512	25.401	29.710	24.457	1'49.080	259,0	15:28'32.300
15	29.381	25.474	29.825	24.392	1'49.072	263,4	15:30'23.026	15	29.777	25.438	30.359	24.510	1'50.084	259,0	15:30'22.384
16	29.528	25.220	29.870	24.529	1'49.147	266,0	15:32'12.173	16	29.828	25.360	29.762	24.747	1'49.697	260,2	15:32'12.081
17	29.995	25.188	30.403	24.541	1'50.127	264,1	15:34'02.300	17	30.282	25.269	29.914	24.811	1'50.276	258,4	15:34'02.357
18	30.142	25.190	29.795	24.305	1'49.432	262,8	15:35'51.732	18	30.445	25.451	30.705	24.912	1'51.513	257,8	15:35'53.870
Race Time 33'04.221								Race Time 33'06.359							

22/06/2019 P = Pits In/Out - C = Lap Time Cancelled

These data/results cannot be reproduced, stored and/or transmitted in whole or in part by any manner of electronic, mechanical, photocopying, recording, broadcasting or otherwise now known or herein after developed without the previous express consent by the copyright owner, except for reproduction in daily press and regular printed publications on sale to the public within 60 days of the event related to those data/results and always provided that copyright symbol appears together as follows below.

© DORNA WSBK ORGANIZATION Srl 2019



Pata Riviera di Rimini Round, 21-23 June 2019 Chronological Analysis Race 1

Misano Circuit Sic 58.4.226 m

Start at 15:02:47.511

3 / 4

13° 97 S. CAVALIERI (1'49.451)								RET 54 T. RAZGATLIOGLU (1'48.034)							
Lap	Seg.1	Seg.2	Seg.3	Seg.4	Lap Time	km/h	Local Time	Lap	Seg.1	Seg.2	Seg.3	Seg.4	Lap Time	km/h	Local Time
1		27.377	31.036	24.806	2'01.024	246,6	15:04'48.535	1		26.284	30.381	24.797	1'57.624	260,2	15:04'45.135
2	30.267	26.332	30.638	24.833	1'52.070	251,7	15:06'40.605	2	30.322	26.001	30.392	24.529	1'51.244	255,3	15:06'36.379
3	30.070	26.449	30.699	24.657	1'51.875	252,3	15:08'32.480	3	29.962	25.651	30.718	24.355	1'50.686	256,5	15:08'27.065
4	29.928	25.906	30.371	24.579	1'50.784	255,3	15:10'23.264	4	29.689	25.580	29.905	24.098	1'49.272	260,2	15:10'16.337
5	29.784	25.964	30.292	24.373	1'50.413	254,7	15:12'13.677	5	29.649	25.397	29.879	24.215	1'49.140	259,6	15:12'05.477
6	29.863	25.885	30.264	24.545	1'50.557	254,7	15:14'04.234	6	29.729	25.367	29.941	24.328	1'49.365	256,5	15:13'54.842
7	29.759	25.968	30.707	24.831	1'51.265	247,1	15:15'55.499	7	29.712	25.539	30.242	24.493	1'49.986	257,8	15:15'44.828
8	30.604	26.204	30.788	24.632	1'52.228	251,2	15:17'47.727	8	30.630	25.664	30.689	24.549	1'51.532	257,1	15:17'36.360
9	29.766	25.873	30.853	24.681	1'51.173	252,3	15:19'38.900	9	30.059	25.637	30.294	24.360	1'50.350	255,9	15:19'26.710
10	29.886	25.790	30.326	24.557	1'50.559	253,5	15:21'29.459	10	30.435	25.723	30.134	24.488	1'50.780	254,1	15:21'17.490
11	30.132	25.802	30.477	24.729	1'51.140	254,1	15:23'20.599	11	29.691	25.280	30.055	24.485	1'49.511	256,5	15:23'07.001
12	29.809	25.823	30.715	24.385	1'50.732	252,3	15:25'11.331	12	29.698	25.552	29.800	24.279	1'49.329	259,6	15:24'56.330
13	29.879	25.606	30.348	24.304	1'50.137	255,3	15:27'01.468	13	29.579	25.299	29.872	24.243	1'48.993	259,0	15:26'45.323
14	29.647	25.496	29.978	24.300	1'49.451	256,5	15:28'50.919	14	29.472	25.100	29.803	24.322	1'48.697	258,4	15:28'34.020
15	29.591	25.443	30.150	24.287	1'49.471	256,5	15:30'40.390	15	29.541	25.021	29.642	24.185	1'48.389	260,9	15:30'22.409
16	29.536	25.617	30.243	24.415	1'49.811	256,5	15:32'30.201	16	29.599	24.825	29.564	24.140	1'48.128	260,9	15:32'10.537
17	29.713	25.634	30.406	24.497	1'50.250	254,1	15:34'20.451	17	29.334	25.011	29.631	24.058	1'48.034	259,6	15:33'58.571
18	30.086	25.871	31.321	25.101	1'52.379	254,1	15:36'12.830								Race Time 31'11.060

Race Time 33'25.319

14° 23 R. KIYONARI (1'49.984)								RET 91 L. HASLAM (1'46.903)							
Lap	Seg.1	Seg.2	Seg.3	Seg.4	Lap Time	km/h	Local Time	Lap	Seg.1	Seg.2	Seg.3	Seg.4	Lap Time	km/h	Local Time
1		26.719	31.041	24.846	1'59.932	248,3	15:04'47.443	1		25.376	29.679	24.325	1'54.317	260,2	15:04'41.828
2	30.234	26.120	30.368	24.842	1'51.564	254,7	15:06'39.007	2	29.396	25.186	29.330	24.255	1'48.167	261,5	15:06'29.995
3	29.946	25.923	30.505	24.681	1'51.055	254,1	15:08'30.062	3	29.021	25.040	29.406	24.160	1'47.627	262,8	15:08'17.622
4	30.089	25.867	30.066	24.564	1'50.586	257,8	15:10'20.648	4	28.913	24.919	29.294	23.954	1'47.080	262,8	15:10'04.702
5	30.039	25.558	30.156	24.397	1'50.150	252,9	15:12'10.798	5	28.852	24.891	29.130	24.030	1'46.903	261,5	15:11'51.605
6	30.297	25.913	30.539	24.657	1'51.406	252,9	15:14'02.204	6	29.163	24.992	29.653	24.088	1'47.896	259,6	15:13'39.501
7	30.416	26.165	31.325	24.869	1'52.775	252,9	15:15'54.979	7	29.117	24.869	29.694	24.022	1'47.702	255,9	15:15'27.203
8	30.910	26.272	31.994	24.956	1'54.132	242,7	15:17'49.111	8	29.198	24.977	30.565	24.452	1'49.192	255,9	15:17'16.395
9	30.647	25.708	30.932	24.567	1'51.854	248,3	15:19'40.965	9	29.137	25.001	30.117	24.173	1'48.428	254,1	15:19'04.823
10	30.254	25.660	30.157	24.547	1'50.618	253,5	15:21'31.583	10	28.905	24.832	29.407	24.090	1'47.234	255,3	15:20'52.057
11	30.096	25.643	30.319	24.638	1'50.696	255,3	15:23'22.729	11	29.025	24.869	29.415	24.040	1'47.349	255,9	15:22'39.406
12	30.278	25.701	30.703	24.481	1'51.163	251,7	15:25'13.442	12	28.880	57.658	45.868	51.270	3'03.676P	155,2	15:25'43.082
13	30.123	25.407	30.020	24.434	1'49.984	256,5	15:27'03.426								Race Time 22'55.571
14	30.279	25.624	29.942	24.494	1'50.339	257,1	15:28'53.765								
15	29.988	25.582	30.085	24.455	1'50.110	259,0	15:30'43.875								
16	29.994	25.798	30.400	24.596	1'50.788	256,5	15:32'34.663								
17	30.143	25.870	30.746	24.623	1'51.382	255,3	15:34'26.045								
18	30.141	25.717	30.713	24.931	1'51.502	254,7	15:36'17.547								

Race Time 33'30.036

15° 28 M. REITERBERGER (1'49.758)								RET 21 M. RINALDI (1'48.118)							
Lap	Seg.1	Seg.2	Seg.3	Seg.4	Lap Time	km/h	Local Time	Lap	Seg.1	Seg.2	Seg.3	Seg.4	Lap Time	km/h	Local Time
1		26.512	30.363	24.845	1'57.958	254,7	15:04'45.469	1		26.285	30.753	24.550	1'58.632	254,1	15:04'46.143
2	30.381	25.943	30.234	24.583	1'51.141	256,5	15:06'36.610	2	30.454	25.730	30.263	24.414	1'50.861	263,4	15:06'37.004
3	29.929	32.539	30.086	24.427	1'56.981	258,4	15:08'33.591	3	30.003	25.310	30.058	24.029	1'49.400	259,6	15:08'26.404
4	29.581	25.608	30.087	24.482	1'49.758	258,4	15:10'23.349	4	29.402	25.243	29.629	24.098	1'48.372	265,4	15:10'14.776
5	30.254	25.763	30.165	24.400	1'50.582	257,1	15:12'13.931	5	29.350	25.220	29.874	24.027	1'48.471	258,4	15:12'03.247
6	30.026	25.891	30.058	24.471	1'50.446	254,7	15:14'04.377	6	29.302	25.090	29.669	24.057	1'48.118	265,4	15:13'51.365
7	30.152	25.761	31.996	25.296	1'53.205	241,1	15:15'57.582	7	29.586	25.136	29.730	23.973	1'48.425	264,1	15:15'39.790
8	29.930	25.801	31.597	24.767	1'52.095	251,7	15:17'49.677	8	29.576	25.086	29.780	24.006	1'48.448	264,1	15:17'28.238
9	30.456	25.809	31.102	24.749	1'52.116	253,5	15:19'41.793	9	29.491	25.268	30.323	24.279	1'49.361	262,1	15:19'17.599
10	29.992	26.005	30.023	24.594	1'50.614	254,1	15:21'32.407	10	29.065	25.032	31.176	24.355	1'49.628	259,0	15:21'07.227
11	30.062	25.757	30.187	24.964	1'50.970	255,3	15:23'23.377								Race Time 18'19.716
12	29.919	25.934	30.533	24.641	1'51.027	254,1	15:25'14.404								
13	29.989	25.802	29.870	24.509	1'50.170	255,9	15:27'04.574								
14	32.762	27.205	31.093	25.213	1'56.273	252,3	15:29'00.847								
15	31.740	26.684	31.744	26.085	1'56.253	246,6	15:30'57.100								
16	30.536	26.218	31.094	25.748	1'53.596	251,7	15:32'50.696								
17	30.630	26.506	31.424	26.035	1'54.595	246,6	15:34'45.291								
18	30.962	26.467	31.382	26.069	1'54.880	247,1	15:36'40.171								

Race Time 33'52.660

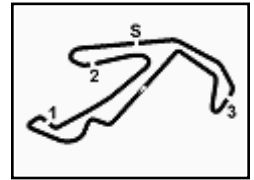
RET 22 A. LOWES (1'46.161)								RET 51 M. PIRRO (1'48.302)							
Lap	Seg.1	Seg.2	Seg.3	Seg.4	Lap Time	km/h	Local Time	Lap	Seg.1	Seg.2	Seg.3	Seg.4	Lap Time	km/h	Local Time
1		25.184	28.758	23.886	1'51.644	262,8	15:04'39.155	1		25.869	29.760	24.388	1'55.689	262,8	15:04'43.200
2	28.762	25.020	28.766	24.048	1'46.596	262,8	15:06'25.751	2							
3	28.680	25.088	28.563	23.830	1'46.161	264,1	15:08'11.912	3							
4	28.591	25.153	28.514	23.908	1'46.166	261,5	15:09'58.078	4							
5	28.670	24.959	29.003	23.948	1'46.580	262,1	15:11'44.658	5							
6	29.082	25.277	29.284	23.999	1'47.642	257,8	15:13'32.300	6							
7	28.874	24.967	29.420	23.965	1'47.226	257,8	15:15'19.526	7							
8	29.081	25.300	29.322	23.985	1'47.688	257,1	15:17'07.214	8							

Race Time 14'19.703

22/06/2019 P = Pits In/Out - C = Lap Time Cancelled

These data/results cannot be reproduced, stored and/or transmitted in whole or in part by any manner of electronic, mechanical, photocopying, recording, broadcasting or otherwise now known or herein after developed without the previous express consent by the copyright owner, except for reproduction in daily press and regular printed publications on sale to the public within 60 days of the event related to those data/results and always provided that copyright symbol appears together as follows below.

© DORNA WSBK ORGANIZATION Srl 2019



Misano Circuit Sic 58 4.226 m

4 / 4

Pata Riviera di Rimini Round, 21-23 June 2019
Chronological Analysis Race 1

Start at 15:02'47.511

2	29.782	26.372	29.828	24.796	1'50.778	252,3	15:06'33.978
3	29.733	25.390	29.465	24.079	1'48.667	263,4	15:08'22.645
4	29.365	25.347	29.458	24.132	1'48.302	263,4	15:10'10.947
5	29.587	25.321	29.557	24.145	1'48.610	263,4	15:11'59.557
6	29.477	25.462	29.643	24.103	1'48.685	262,1	15:13'48.242
7	29.574	25.369	29.985	24.088	1'49.016	260,9	15:15'37.258
8	29.774	25.461	29.866	24.223	1'49.324	259,6	15:17'26.582

Race Time 14'39.071

RET 9 D. SCHMITTER (1'53.203)							
Lap	Seg.1	Seg.2	Seg.3	Seg.4	Lap Time	km/h	Local Time
1		27.263	31.404	25.269	2'01.982	247,1	15:04'49.493
2	30.816	27.107	30.818	25.465	1'54.206	252,3	15:06'43.699
3	30.707	26.906	30.811	25.109	1'53.533	253,5	15:08'37.232
4	30.336	26.925	30.656	25.286	1'53.203	253,5	15:10'30.435
5	30.764	27.277	31.169	25.368	1'54.578	251,2	15:12'25.013
6	31.027	27.207	31.350	25.484	1'55.068	248,8	15:14'20.081
7	31.032	27.484	31.860	25.598	1'55.974	247,1	15:16'16.055
8	31.159	27.504	31.643	39.201	2'09.507P	247,7	15:18'25.562

Race Time 15'38.051

22/06/2019

P = Pits In/Out - C = Lap Time Cancelled

These data/results cannot be reproduced, stored and/or transmitted in whole or in part by any manner of electronic, mechanical, photocopying, recording, broadcasting or otherwise now known or herein after developed without the previous express consent by the copyright owner, except for reproduction in daily press and regular printed publications on sale to the public within 60 days of the event related to those data/results and always provided that copyright symbol appears together as follows below.

© DORNA WSBK ORGANIZATION Srl 2019

