SUPERSPORT FIM WORLD CHAMPIONSHIP

2.5

WorldSSP

102/07

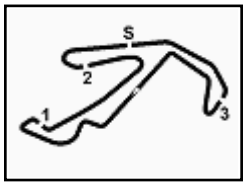

Pata Riviera di Rimini Round, 21-23 June 2019

Chronological Analysis Free Practice 2nd Session

Misano Circuit Sic 58 4.226 m

1° 64 F. CARICASULO (1'39.951)

Lap	Seg.1	Seg.2	Seg.3	Seg.4	Lap Time	km/h	Local Time
1		24.807	28.920	22.710		226,9	16:03'53.201
2	27.023	24.166	27.973	22.478	1'41.640	229,8	16:05'34.841
3	26.650	24.134	27.907	22.440	1'41.131	230,8	16:07'15.972
4	26.503	23.874	27.710	22.451	1'40.538	231,3	16:08'56.510
5	26.523	24.083	27.827	22.566	1'40.999	231,8	16:10'37.509
6	26.661	24.011	27.597	22.405	1'40.674	231,8	16:12'18.183
7	26.548	23.891	27.682	8'53.894	10'12.015P	230,8	16:22'30.198
8	56.585	24.751	28.473	22.620	2'12.429P	227,4	16:24'42.627
9	26.544	24.011	27.787	22.502	1'40.844	231,3	16:26'23.471
10	26.509	23.949	27.518	22.409	1'40.385	**232,3**	16:28'03.856
11	26.591	23.904	27.848	22.457	1'40.800	231,8	16:29'44.656
12	26.602	23.998	28.651	6'24.239	7'43.490P	231,3	16:37'28.146
13	43.531	24.430	28.008	22.424	1'58.393P	229,3	16:39'26.539
14	26.329	**23.763**	27.588	22.368	1'40.048	230,3	16:41'06.587
15	26.328	23.931	27.793	23.542	1'41.594	231,3	16:42'48.181
16	**26.322**	23.945	**27.356**	**22.328**	**1'39.951**	**232,3**	16:44'28.132
17	26.518	24.694	31.210	23.669	1'46.091	217,7	16:46'14.223
18	26.334	23.972	27.460	22.367	1'40.133	**232,3**	16:47'54.356

2° 21 R. KRUMMENACHER (1'40.211)

Lap	Seg.1	Seg.2	Seg.3	Seg.4	Lap Time	km/h	Local Time
1							16:02'10.602
2	43.358	24.797	29.592	23.052	2'00.799P	**233,3**	16:04'11.401
3	26.920	24.172	28.324	40.536	1'59.952P	230,3	16:06'11.353
4	43.449	24.317	28.386	22.753	1'58.905P	226,9	16:08'10.258
5	26.673	24.058	27.766	22.573	1'41.070	229,3	16:09'51.328
6	26.623	24.026	27.708	22.500	1'40.857	229,3	16:11'32.185
7	26.816	23.908	27.758	22.407	1'40.889	228,8	16:13'13.074
8	**26.520**	23.918	27.645	22.895	1'40.978	229,8	16:14'54.052
9	26.873	24.035	27.842	22.493	1'41.243	228,8	16:16'35.295
10	27.547	25.712	28.803	22.613	1'44.675	227,4	16:18'19.970
11	28.149	24.544	27.869	24.563	1'45.125	228,3	16:20'05.095
12	26.712	23.977	27.788	13'23.696	14'42.173P	228,8	16:34'47.268
13	46.574	24.692	28.505	25.667	2'05.438P	226,9	16:36'52.706
14	26.698	23.852	27.605	22.312	1'40.467	228,8	16:38'33.173
15	26.521	23.771	27.583	22.409	1'40.284	230,3	16:40'13.457
16	26.563	**23.766**	**27.551**	22.351	1'40.231	229,8	16:41'53.688
17	26.578	23.822	27.675	22.486	1'40.561	229,3	16:43'34.249
18	31.085	24.723	28.078	22.555	1'46.441	228,3	16:45'20.690
19	26.534	23.804	27.596	**22.277**	**1'40.211**	230,8	16:47'00.901

3° 3 R. DE ROSA (1'40.340)

Lap	Seg.1	Seg.2	Seg.3	Seg.4	Lap Time	km/h	Local Time
1		25.197	28.457	22.828		225,9	16:03'54.151
2	26.882	24.212	28.035	22.557	1'41.686	228,8	16:05'35.837
3	26.780	24.123	27.930	22.649	1'41.482	228,8	16:07'17.319
4	26.691	24.076	27.730	22.953	1'41.450	229,3	16:08'58.769
5	26.715	24.121	27.781	22.557	1'41.174	228,8	16:10'39.943
6	26.629	24.068	27.749	22.487	1'40.933	228,8	16:12'20.876
7	26.658	24.194	27.683	22.514	1'41.049	228,8	16:14'01.925
8	30.650	25.866	29.463	3'16.613	4'42.592P	221,3	16:18'44.517
9	45.723	27.287	29.105	24.305	2'06.420P	224,1	16:20'50.937
10	26.668	24.208	27.537	22.590	1'41.003	230,3	16:22'31.940
11	26.752	24.141	27.682	22.538	1'41.113	227,8	16:24'13.053
12	26.591	24.040	27.945	22.509	1'41.085	223,1	16:25'54.138
13	26.628	24.033	27.708	22.484	1'40.853	227,8	16:27'34.991
14	29.775	24.926	29.085	5'36.389	7'00.175P	221,3	16:34'35.166
15	57.872	26.111	28.973	26.697	2'19.653P	225,9	16:36'54.819
16	26.625	24.062	27.593	22.455	1'40.735	**230,8**	16:38'35.554
17	26.775	23.921	27.538	22.494	1'40.728	229,8	16:40'16.282
18	**26.437**	23.953	27.918	22.416	1'40.724	226,4	16:41'57.006
19	26.480	**23.878**	**27.520**	22.522	1'40.400	228,8	16:43'37.406
20	26.502	29.254	28.280	22.733	1'46.769	227,4	16:45'24.175
21	26.506	23.904	27.570	**22.360**	**1'40.340**	230,3	16:47'04.515

4° 16 J. CLUZEL (1'40.365)

Lap	Seg.1	Seg.2	Seg.3	Seg.4	Lap Time	km/h	Local Time
1		25.056	28.533	23.018		226,9	16:05'04.338
2	27.024	24.350	27.752	22.684	1'41.810	230,3	16:06'46.148
3	26.806	24.216	27.716	22.727	1'41.465	230,8	16:08'27.613
4	26.851	24.169	30.714	22.839	1'44.573	221,8	16:10'12.186
5	26.834	24.172	27.611	22.825	1'41.442	231,8	16:11'53.628
6	26.845	24.318	27.785	33.258	1'52.206P	229,3	16:13'45.834
7	9'32.988	25.121	28.315	22.980	10'49.404P	226,9	16:24'35.238
8	31.074	25.382	30.046	22.804	1'49.306C	230,8	16:26'24.544
9	26.603	24.058	27.479	23.371	1'41.511	232,8	16:28'06.055
10	26.609	24.064	27.548	**22.428**	1'40.649	232,3	16:29'46.704
11	26.602	24.107	27.540	32.563	1'50.812P	231,8	16:31'37.516
12	7'51.787	25.087	28.150	22.796	9'07.820P	226,4	16:40'45.336
13	26.728	24.243	27.529	22.507	1'41.007	228,8	16:42'26.343
14	27.352	28.160	28.773	23.686	1'47.971	228,3	16:44'14.314
15	26.745	24.201	27.402	22.499	1'40.847	231,3	16:45'55.161
16	**26.591**	**23.919**	**27.395**	22.460	**1'40.365**	**233,3**	16:47'35.526

5° 38 H. SOOMER (1'40.601)

Lap	Seg.1	Seg.2	Seg.3	Seg.4	Lap Time	km/h	Local Time
1							16:03'56.616
2					1'43.368		16:05'39.984
3					1'41.939		16:07'21.923
4					1'42.097		16:09'04.020
5	7'23.360	24.761	27.903	22.721	8'38.745	225,0	16:17'42.765
6	26.732	24.333	27.623	22.651	1'41.339	226,9	16:19'24.104
7	27.188	24.169	28.050	22.643	1'42.050	**228,8**	16:21'06.154
8	27.733	24.459	27.940	22.496	1'42.628	225,9	16:22'48.782
9	26.785	24.269	27.887	22.676	1'41.617	225,5	16:24'30.399
10	26.745	26.456	28.491	33.614	1'55.306P	225,9	16:26'25.705
11	4'23.890	24.700	28.574	22.798	5'39.962P	226,4	16:32'05.667
12	26.961	24.214	27.873	22.439	1'41.487	225,9	16:33'47.154
13	26.691	24.232	27.806	22.507	1'41.236	226,4	16:35'28.390
14	29.903	26.350	28.307	33.379	1'57.939P	225,5	16:37'26.329
15	3'28.237	25.506	27.821	22.818	4'44.382P	224,1	16:42'10.711
16	26.673	**23.997**	**27.417**	22.514	**1'40.601**	227,4	16:43'51.312
17	26.686	24.150	27.783	**22.352**	1'40.971	225,5	16:45'32.283
18	**26.491**	24.057	27.548	24.346	1'42.442	225,9	16:47'14.725

6° 12 L. OTTAVIANI (1'40.717)

Lap	Seg.1	Seg.2	Seg.3	Seg.4	Lap Time	km/h	Local Time
1							16:02'08.447
2	47.273	25.000	28.663	23.467	2'04.403P	224,5	16:04'12.850
3	27.142	24.086	28.185	1'16.521	2'35.934P	**229,3**	16:06'48.784
4	48.743	26.090	31.573	23.998	2'10.404P	215,1	16:08'59.188
5	26.850	24.073	27.940	22.441	1'41.304	225,5	16:10'40.492
6	26.757	24.161	28.982	13'00.268	14'20.168P	223,6	16:25'00.660
7	52.863	26.143	33.070	25.171	2'17.247P	184,3	16:27'17.907
8	26.780	23.976	27.972	22.376	1'41.104	224,5	16:28'59.011
9	26.549	23.962	**27.876**	**22.330**	**1'40.717**	224,1	16:30'39.728
10	26.589	24.042	28.136	22.361	1'41.128	221,8	16:32'20.856
11	32.115	26.782	32.915	4'36.946	6'08.758CP	192,2	16:38'29.614
12	49.315	24.844	28.323	22.685	2'05.167P	225,5	16:40'34.781
13	26.644	24.073	28.053	22.449	1'41.219	225,5	16:42'16.000
14	26.798	24.066	27.893	22.567	1'41.324	227,4	16:43'57.324
15	37.537	25.191	29.114	26.892	1'58.734	219,1	16:45'56.058
16	**26.543**	**23.942**	27.888	23.259	1'41.632	225,9	16:47'37.690

21/06/2019 P = Pits In/Out - C = Lap Time Cancelled

These data/results cannot be reproduced, stored and/or transmitted in whole or in part by any manner of electronic, mechanical, photocopying, recording, broadcasting or otherwise now known or herein after developed without the previous express consent by the copyright owner, except for reproduction in daily press and regular printed publications on sale to the public within 60 days of the event related to those data/results and always provided that copyright symbol appears together as follows below.
© DORNA WSBK ORGANIZATION Srl 2019

PIRELLI Official Tyre Supplier

TISSOT SWISS WATCHES SINCE 1853 Official Timekeeper

SUPERSPORT FIM WORLD CHAMPIONSHIP

2.5

WorldSSP

102/07

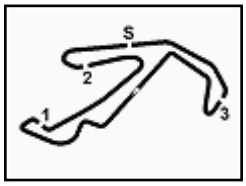

Pata Riviera di Rimini Round, 21-23 June 2019

Chronological Analysis Free Practice 2nd Session

Misano Circuit Sic 58 4.226 m

7° 60 L. GABELLINI (1'40.731)

Lap	Seg.1	Seg.2	Seg.3	Seg.4	Lap Time	km/h	Local Time
1		25.320	28.784	22.961		229,3	16:03'56.268
2	26.979	24.203	27.981	22.687	1'41.850	**230,3**	16:05'38.118
3	26.608	24.132	27.999	22.537	1'41.276	229,8	16:07'19.394
4	26.777	24.285	28.107	22.816	1'41.985	228,8	16:09'01.379
5	26.682	24.255	28.060	22.660	1'41.657	228,3	16:10'43.036
6	26.867	24.262	28.300	8'56.865	10'16.294P	225,9	16:20'59.330
7	45.711	25.907	29.520	23.105	2'04.243P	220,0	16:23'03.573
8	26.544	24.128	28.018	22.545	1'41.235	227,8	16:24'44.808
9	26.531	24.015	27.982	**22.444**	1'40.972	229,3	16:26'25.780
10	26.501	24.009	27.970	22.517	1'40.997	228,8	16:28'06.777
11	**26.489**	23.982	**27.784**	22.476	**1'40.731**	229,3	16:29'47.508
12	26.913	**23.964**	27.910	22.613	1'41.400	228,3	16:31'28.908
13	27.720	25.738	29.556	4'20.397	5'43.411P	216,9	16:37'12.319
14	44.807	25.305	28.937	22.787	2'01.836P	224,1	16:39'14.155
15	26.664	24.209	28.087	22.522	1'41.482	226,9	16:40'55.637
16	26.569	24.149	28.027	22.692	1'41.437	227,8	16:42'37.074
17	26.601	24.092	28.190	22.653	1'41.536	228,3	16:44'18.610
18	26.758	24.073	27.936	22.582	1'41.349	228,8	16:45'59.959
19	26.848	24.099	28.217	22.571	1'41.735	227,8	16:47'41.694

8° 44 L. MAHIAS (1'40.836)

Lap	Seg.1	Seg.2	Seg.3	Seg.4	Lap Time	km/h	Local Time
1		24.990	28.922	22.754		215,6	16:04'40.710
2	26.728	24.480	27.899	22.573	1'41.680	227,4	16:06'22.390
3	26.885	24.172	27.879	22.576	1'41.512	227,4	16:08'03.902
4	26.830	24.227	27.735	22.478	1'41.270	**229,3**	16:09'45.172
5	27.080	24.271	27.954	35.677	1'54.982P	227,8	16:11'40.154
6	6'48.444	25.078	28.519	22.902	8'04.943P	220,0	16:19'45.097
7	26.669	24.297	27.896	22.465	1'41.327	225,0	16:21'26.424
8	**26.525**	24.223	27.984	22.385	1'41.117	227,4	16:23'07.541
9	26.560	24.068	27.851	**22.357**	**1'40.836**	226,4	16:24'48.377
10	26.624	24.158	27.821	22.433	1'41.036	227,4	16:26'29.413
11	26.643	24.188	27.798	22.448	1'41.077	226,9	16:28'10.490
12	26.801	24.365	27.775	22.474	1'41.415	227,4	16:29'51.905
13	26.677	24.110	**27.655**	22.535	1'40.977	227,4	16:31'32.882
14	26.588	24.079	27.748	22.537	1'40.952	227,8	16:33'13.834
15	26.671	24.074	27.961	22.461	1'41.167	226,4	16:34'55.001
16	26.564	24.130	27.849	22.398	1'40.941	225,5	16:36'35.942
17	26.611	24.263	27.847	22.499	1'41.220	226,4	16:38'17.162
18	26.730	24.182	27.753	22.512	1'41.177	226,9	16:39'58.339
19	26.801	24.274	27.829	22.527	1'41.431	226,9	16:41'39.770
20	26.751	24.283	27.840	22.571	1'41.445	226,9	16:43'21.215
21	26.807	24.125	27.870	22.509	1'41.311	226,9	16:45'02.526
22	26.763	**24.021**	27.725	22.451	1'40.960	227,4	16:46'43.486

9° 32 I. VINALES (1'41.034)

Lap	Seg.1	Seg.2	Seg.3	Seg.4	Lap Time	km/h	Local Time
1		25.557	29.437	23.084		222,7	16:04'28.196
2	27.255	24.544	28.291	22.896	1'42.986	227,4	16:06'11.182
3	26.952	24.257	28.247	22.729	1'42.185	227,8	16:07'53.367
4	27.077	24.334	28.199	22.785	1'42.395	227,4	16:09'35.762
5	26.883	24.250	28.059	22.911	1'42.103	228,3	16:11'17.865
6	28.021	25.024	29.041	37.633	1'59.719P	225,0	16:13'17.584
7	9'49.665	25.267	28.510	22.812	11'06.254P	225,9	16:24'23.838
8	27.011	24.282	28.049	23.094	1'42.436	229,8	16:26'06.274
9	26.758	24.183	28.003	22.617	1'41.561	228,3	16:27'47.835
10	26.782	24.347	32.838	36.149	2'00.116P	223,6	16:29'47.951
11	5'47.991	24.820	29.025	25.915	7'07.751P	225,9	16:36'55.702
12	26.693	24.249	27.876	22.574	1'41.392	226,4	16:38'37.094
13	**26.670**	**24.049**	27.663	22.652	**1'41.034**	230,3	16:40'18.128
14	26.730	27.487	28.433	32.373	1'55.023	227,8	16:42'13.151
15	26.686	24.076	28.077	**22.545**	1'41.384	**234,3**	16:43'54.535
16	26.805	24.125	**27.658**	22.582	1'41.170	228,8	16:45'35.705
17	26.797	27.811	28.731	23.405	1'46.744	227,4	16:47'22.449

10° 86 A. BADOVINI (1'41.163)

Lap	Seg.1	Seg.2	Seg.3	Seg.4	Lap Time	km/h	Local Time
1		25.902	29.334	23.440		220,9	16:04'25.552
2	27.194	25.117	28.841	23.322	1'44.474	222,7	16:06'10.026
3	26.766	24.616	28.032	22.646	1'42.060	222,7	16:07'52.086
4	26.694	24.891	28.009	22.739	1'42.333	224,1	16:09'34.419
5	26.669	24.333	27.865	22.587	1'41.454	224,5	16:11'15.873
6	26.673	24.313	27.976	22.602	1'41.564	224,5	16:12'57.437
7	26.532	24.650	29.718	36.182	1'57.082P	221,8	16:14'54.519
8	15'54.067	25.409	28.664	25.303	17'13.443P	221,8	16:32'07.962
9	26.640	24.360	27.911	22.530	1'41.441	225,5	16:33'49.403
10	26.619	**24.224**	27.856	22.653	1'41.352	**226,4**	16:35'30.755
11	26.608	24.303	27.722	22.560	1'41.193	225,9	16:37'11.948
12	26.793	24.993	32.542	36.462	2'00.790P	219,5	16:39'12.738
13	4'25.668	25.979	29.062	23.492	5'44.201P	222,2	16:44'56.939
14	26.544	24.413	**27.685**	**22.521**	**1'41.163**	224,1	16:46'38.102
15	**26.359**	24.340	27.797	22.717	1'41.213	**226,4**	16:48'19.315

11° 36 T. GRADINGER (1'41.224)

Lap	Seg.1	Seg.2	Seg.3	Seg.4	Lap Time	km/h	Local Time
1		25.236	28.505	23.251		230,8	16:03'55.499
2	30.370	25.030	28.361	23.214	1'46.975	229,3	16:05'42.474
3	27.072	24.509	28.104	22.826	1'42.511	229,3	16:07'24.985
4	26.974	24.395	28.391	34.798	1'54.558P	230,3	16:09'19.543
5	5'22.461	25.197	28.484	22.939	6'39.081P	227,8	16:15'58.624
6	27.218	24.666	28.311	22.832	1'43.027	227,4	16:17'41.651
7	26.950	24.347	28.179	22.637	1'42.113	228,8	16:19'23.764
8	27.069	24.361	28.114	22.655	1'42.199	229,3	16:21'05.963
9	27.242	24.294	31.110	36.159	1'58.805P	216,9	16:23'04.768
10	11'19.923	25.821	29.640	23.129	12'38.513P	221,3	16:35'43.281
11	26.902	24.288	28.061	22.532	1'41.783	228,3	16:37'25.064
12	**26.856**	24.312	28.044	22.576	1'41.788	228,3	16:39'06.852
13	26.921	24.169	27.938	22.629	1'41.657	230,3	16:40'48.509
14	27.022	24.171	27.885	**22.502**	1'41.580	229,8	16:42'30.089
15	26.991	24.260	27.959	22.679	1'41.889	229,8	16:44'11.978
16	26.914	24.171	27.885	22.714	1'41.684	230,3	16:45'53.662
17	26.906	**24.123**	**27.689**	22.506	**1'41.224**	**231,3**	16:47'34.886

12° 78 H. OKUBO (1'41.226)

Lap	Seg.1	Seg.2	Seg.3	Seg.4	Lap Time	km/h	Local Time
1		24.711	29.381	22.950		229,8	16:04'11.649
2	26.978	24.225	28.220	38.983	1'58.406P	230,3	16:06'10.055
3	4'34.187	26.367	29.765	24.289	5'54.608P	224,1	16:12'04.663
4	27.981	25.998	30.162	23.870	1'48.011	223,6	16:13'52.674
5	26.806	24.372	28.207	22.653	1'42.038	226,9	16:15'34.712
6	26.817	24.241	27.965	22.633	1'41.656	228,3	16:17'16.368
7	26.825	24.234	28.047	22.541	1'41.647	230,3	16:18'58.015
8	26.896	**24.082**	28.281	22.929	1'42.188	231,3	16:20'40.203
9	**26.631**	24.127	27.889	22.579	**1'41.226**	228,3	16:22'21.429
10	26.829	24.328	28.083	22.537	1'41.777	229,8	16:24'03.206
11	26.732	24.154	28.014	22.617	1'41.517	229,3	16:25'44.723
12	26.706	24.162	27.972	22.614	1'41.454	229,8	16:27'26.177
13	26.856	24.217	27.983	22.698	1'41.754	230,8	16:29'07.931
14	26.881	24.337	28.347	22.788	1'42.353	227,8	16:30'50.284
15	26.865	24.339	28.480	33.677	1'53.361P	227,8	16:32'43.645
16	6'34.082	24.694	28.419	22.758	7'49.953P	226,9	16:40'33.598
17	26.807	24.324	27.974	22.650	1'41.755	228,8	16:42'15.353
18	26.866	24.365	27.964	**22.501**	1'41.696	229,8	16:43'57.049
19	26.914	24.157	**27.757**	22.679	1'41.507	230,3	16:45'38.556

21/06/2019 P = Pits In/Out - C = Lap Time Cancelled

These data/results cannot be reproduced, stored and/or transmitted in whole or in part by any manner of electronic, mechanical, photocopying, recording, broadcasting or otherwise now known or herein after developed without the previous express consent by the copyright owner, except for reproduction in daily press and regular printed publications on sale to the public within 60 days of the event related to those data/results and always provided that copyright symbol appears together as follows below.
© DORNA WSBK ORGANIZATION Srl 2019

PIRELLI Official Tyre Supplier
TISSOT SWISS WATCHES SINCE 1853 Official Timekeeper

SUPERSPORT FIM WORLD CHAMPIONSHIP

2.5

WorldSSP

102/07

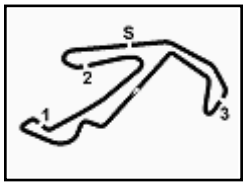

Pata Riviera di Rimini Round, 21-23 June 2019

Chronological Analysis Free Practice 2nd Session

Misano Circuit Sic 58 4.226 m

20	27.083	24.440	28.213	22.754	1'42.490	**232,3**	16:47'21.046

13° 33 K. MANFREDI (1'41.298)

Lap	Seg.1	Seg.2	Seg.3	Seg.4	Lap Time	km/h	Local Time
1		25.211	28.397	22.817		**232,3**	16:03'55.288
2	26.978	24.295	27.917	22.570	1'41.760	226,9	16:05'37.048
3	27.022	24.194	28.024	22.635	1'41.875	227,4	16:07'18.923
4	27.811	24.362	30.145	23.323	1'45.641C	222,2	16:09'04.564
5	26.915	**24.091**	28.170	22.711	1'41.887	226,9	16:10'46.451
6	27.544	24.951	28.935	10'06.274	11'27.704CP	224,1	16:22'14.155
7	45.736	24.463	**27.864**	**22.411**	2'00.474P	227,8	16:24'14.629
8	**26.751**	24.130	27.917	22.500	**1'41.298**	229,3	16:25'55.927
9	26.775	24.141	34.364	26.023	1'51.303	178,2	16:27'47.230
10	27.121	24.366	28.406	22.802	1'42.695	225,9	16:29'29.925
11	30.902	25.648	29.829	29.532	1'55.911C	219,5	16:31'25.836
12	27.071	24.342	32.548	25.653	1'49.614	210,1	16:33'15.450
13	27.217	24.132	28.195	22.568	1'42.112	227,8	16:34'57.562
14	27.879	24.900	29.614	3'47.067	5'09.460CP	222,2	16:40'07.022
15	47.169	26.645	34.123	23.021	2'10.958P	214,7	16:42'17.980
16	26.928	24.311	27.993	22.594	1'41.826	228,8	16:43'59.806
17	29.788	26.376	31.275	25.240	1'52.679	222,7	16:45'52.485
18	27.040	24.196	28.052	22.630	1'41.918	227,8	16:47'34.403

14° 47 R. HARTOG (1'41.421)

Lap	Seg.1	Seg.2	Seg.3	Seg.4	Lap Time	km/h	Local Time
1		25.891	29.096	23.762		**226,4**	16:03'57.021
2	27.749	24.906	28.510	23.081	1'44.246	224,5	16:05'41.267
3	27.101	24.668	28.314	22.902	1'42.985	225,0	16:07'24.252
4	27.059	24.428	28.348	22.746	1'42.581	224,1	16:09'06.833
5	26.910	24.547	29.031	22.961	1'43.449	222,7	16:10'50.282
6	26.947	24.512	28.331	5'25.768	6'45.558P	223,1	16:17'35.840
7	45.593	25.166	28.520	23.137	2'02.416P	223,1	16:19'38.256
8	27.113	24.978	28.151	23.028	1'43.270	223,1	16:21'21.526
9	33.489	26.751	30.595	2'10.114	3'40.949P	219,1	16:25'02.475
10	41.834	25.154	28.747	23.190	1'58.925P	224,1	16:27'01.400
11	34.090	28.464	28.526	22.847	1'53.927	224,5	16:28'55.327
12	27.566	24.565	28.528	22.986	1'43.645	224,5	16:30'38.972
13	27.982	24.649	28.390	23.032	1'44.053	225,9	16:32'23.025
14	29.938	26.160	28.202	22.807	1'47.107	222,7	16:34'10.132
15	28.037	24.656	28.043	23.349	1'44.085	223,6	16:35'54.217
16	27.286	24.587	28.206	3'40.885	5'00.964P	223,6	16:40'55.181
17	43.300	24.875	28.267	22.991	1'59.433P	223,6	16:42'54.614
18	26.768	24.572	28.265	22.872	1'42.477	225,0	16:44'37.091
19	26.922	24.363	28.062	22.680	1'42.027	224,5	16:46'19.118
20	**26.688**	**24.313**	**27.876**	**22.544**	**1'41.421**	225,0	16:48'00.539

15° 55 M. ROCCOLI (1'41.476)

Lap	Seg.1	Seg.2	Seg.3	Seg.4	Lap Time	km/h	Local Time
1							16:02'11.974
2	44.053	25.446	28.759	23.297	2'01.555P	224,5	16:04'13.529
3	27.598	24.849	28.493	9'30.774	10'51.714P	224,1	16:15'05.243
4	46.770	25.459	28.550	23.148	2'03.927P	223,6	16:17'09.170
5	27.237	24.619	28.272	22.971	1'43.099	225,0	16:18'52.269
6	27.213	24.648	28.268	23.073	1'43.202	225,0	16:20'35.471
7	26.904	24.540	28.209	22.949	1'42.602	224,5	16:22'18.073
8	26.943	24.647	28.104	22.753	1'42.447	225,5	16:24'00.520
9	26.833	24.539	28.128	22.712	1'42.212	225,5	16:25'42.732
10	26.892	24.573	28.283	22.896	1'42.644	224,5	16:27'25.376
11	26.902	24.415	28.145	22.687	1'42.149	225,9	16:29'07.525
12	27.066	24.664	28.380	22.776	1'42.886	**231,3**	16:30'50.411
13	26.921	24.423	28.395	6'27.908	7'47.647P	**231,3**	16:38'38.058
14	43.357	24.774	28.028	22.855	1'59.014P	224,5	16:40'37.072
15	26.721	24.386	27.973	22.630	1'41.710	227,4	16:42'18.782
16	26.852	24.287	**27.837**	**22.550**	1'41.526	228,3	16:44'00.308
17	29.951	26.105	31.504	25.336	1'52.896	203,4	16:45'53.204
18	**26.701**	**24.236**	27.892	22.647	**1'41.476**	228,8	16:47'34.680

16° 11 K. SMITH (1'41.495)

Lap	Seg.1	Seg.2	Seg.3	Seg.4	Lap Time	km/h	Local Time
1		26.110	29.874	38.680		226,4	16:04'26.896
2	23'20.800	25.112	28.665	23.063	24'37.640P	225,9	16:29'04.536
3	29.152	31.349	30.569	38.133	2'09.203P	225,5	16:31'13.739
4	12'51.426	25.133	28.544	22.891	14'07.994P	225,5	16:45'21.733
5	**26.846**	**24.267**	**27.753**	**22.629**	**1'41.495**	**227,8**	16:47'03.228

17° 94 C. PEROLARI (1'41.536)

Lap	Seg.1	Seg.2	Seg.3	Seg.4	Lap Time	km/h	Local Time
1		25.094	28.651	22.852		227,4	16:05'04.624
2	26.926	24.337	27.820	22.739	1'41.822	232,8	16:06'46.446
3	**26.874**	24.190	**27.705**	22.767	**1'41.536**	232,3	16:08'27.982
4	26.931	**24.115**	28.423	22.843	1'42.312	227,4	16:10'10.294
5	27.124	24.377	28.307	22.938	1'42.746	229,3	16:11'53.040
6	27.978	24.634	28.321	33.953	1'54.886CP	230,3	16:13'47.926
7	9'18.052	25.129	28.660	22.950	10'34.791P	226,4	16:24'22.717
8	27.051	24.320	28.079	22.739	1'42.189	229,3	16:26'04.906
9	26.878	24.217	27.828	**22.674**	1'41.597	230,8	16:27'46.503
10	28.543	24.596	28.261	36.501	1'57.901P	230,8	16:29'44.404
11	5'46.588	24.911	29.811	23.213	7'04.523P	209,7	16:36'48.927
12	26.960	24.348	28.024	22.881	1'42.213	228,8	16:38'31.140
13	27.049	27.096	29.316	22.960	1'46.421	232,3	16:40'17.561
14	26.936	24.171	27.841	22.851	1'41.799	231,8	16:41'59.360
15	31.700	26.759	32.335	22.954	1'53.748C	181,5	16:43'53.108
16	26.879	24.238	27.836	23.164	1'42.117	230,8	16:45'35.225
17	27.110	26.419	29.980	23.020	1'46.529	**233,8**	16:47'21.754

18° 95 J. DANILO (1'41.695)

Lap	Seg.1	Seg.2	Seg.3	Seg.4	Lap Time	km/h	Local Time
1		25.449	29.142	23.307		226,9	16:04'03.048
2	27.196	24.573	28.301	22.797	1'42.867	227,4	16:05'45.915
3	27.668	24.670	28.434	23.033	1'43.805	**227,8**	16:07'29.720
4	29.601	26.219	29.620	22.915	1'48.355	223,6	16:09'18.075
5	27.263	24.575	28.576	22.922	1'43.336	227,4	16:11'01.411
6	27.031	24.670	28.658	48.599	2'08.958P	226,9	16:13'10.369
7	6'26.285	25.129	28.421	22.905	7'42.740P	225,9	16:20'53.109
8	27.262	24.629	28.288	22.949	1'43.128	225,9	16:22'36.237
9	27.049	24.507	28.675	23.053	1'43.284	226,9	16:24'19.521
10	27.044	24.556	28.472	22.791	1'42.863	225,9	16:26'02.384
11	27.041	24.520	28.296	22.721	1'42.578	225,9	16:27'44.962
12	49.916	28.154	29.832	36.734	2'24.636P	224,1	16:30'09.598
13	7'30.809	25.019	28.449	22.841	8'47.118P	224,1	16:38'56.716
14	26.836	24.494	28.002	22.615	1'41.947	226,9	16:40'38.663
15	**26.708**	**24.318**	28.039	22.667	1'41.732	226,9	16:42'20.395
16	26.861	24.411	**27.897**	**22.526**	**1'41.695**	**227,8**	16:44'02.090
17	30.382	24.960	29.657	30.542	1'55.541	225,9	16:45'57.631
18	31.440	25.252	29.386	40.299	2'06.377CP	225,0	16:48'04.008

19° 56 P. SEBESTYEN (1'41.780)

Lap	Seg.1	Seg.2	Seg.3	Seg.4	Lap Time	km/h	Local Time
1		25.231	28.665	22.977		225,5	16:03'58.520
2	38.053	27.087	28.399	46.540	2'20.079P	**227,8**	16:06'18.599
3	4'58.045	29.510	31.014	23.035	6'21.604P	218,2	16:12'40.203
4	27.020	24.519	28.039	28.137	1'47.715	225,5	16:14'27.918
5	26.945	24.450	28.640	23.241	1'43.276	226,9	16:16'11.194
6	26.982	24.315	28.017	22.761	1'42.075	225,0	16:17'53.269
7	26.993	24.683	29.062	43.267	2'04.005P	221,8	16:19'57.274
8	7'35.305	24.727	28.306	22.698	8'51.036P	223,1	16:28'48.310

21/06/2019 P = Pits In/Out - C = Lap Time Cancelled

These data/results cannot be reproduced, stored and/or transmitted in whole or in part by any manner of electronic, mechanical, photocopying, recording, broadcasting or otherwise now known or herein after developed without the previous express consent by the copyright owner, except for reproduction in daily press and regular printed publications on sale to the public within 60 days of the event related to those data/results and always provided that copyright symbol appears together as follows below.
© DORNA WSBK ORGANIZATION Srl 2019

PIRELLI Official Tyre Supplier
TISSOT SWISS WATCHES SINCE 1853 Official Timekeeper

SUPERSPORT FIM WORLD CHAMPIONSHIP

2.5

WorldSSP

102/07

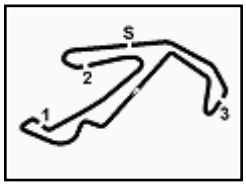

Pata Riviera di Rimini Round, 21-23 June 2019

Chronological Analysis Free Practice 2nd Session

Misano Circuit Sic 58 4.226 m

9	**26.702**	24.455	27.960	**22.663**	**1'41.780**	224,1	16:30'30.090
10	26.937	24.371	28.101	22.781	1'42.190	225,5	16:32'12.280
11	26.887	24.281	28.170	22.691	1'42.029	225,0	16:33'54.309
12	26.838	24.337	28.079	22.757	1'42.011	225,5	16:35'36.320
13	27.609	25.043	28.774	39.716	2'01.142P	224,5	16:37'37.462
14	4'21.292	27.755	33.434	22.829	5'45.310P	193,9	16:43'22.772
15	26.835	24.273	27.934	22.797	1'41.839	226,9	16:45'04.611
16	27.005	24.297	**27.911**	22.758	1'41.971	226,9	16:46'46.582
17	26.798	**24.218**	28.049	22.797	1'41.862	225,9	16:48'28.444

20° 27 M. CASADEI (1'41.967)

Lap	Seg.1	Seg.2	Seg.3	Seg.4	Lap Time	km/h	Local Time
1							16:03'08.634
2	45.437	25.580	29.558	23.292	2'03.867P	225,5	16:05'12.501
3	27.654	24.586	28.846	22.969	1'44.055	220,4	16:06'56.556
4	27.383	24.621	28.822	22.861	1'43.687	225,5	16:08'40.243
5	27.094	24.388	28.480	22.723	1'42.685	226,9	16:10'22.928
6	27.301	24.436	29.467	12'49.041	14'10.245P	227,4	16:24'33.173
7	44.868	25.050	28.801	23.025	2'01.744P	228,3	16:26'34.917
8	27.386	24.297	28.898	22.726	1'43.307	226,4	16:28'18.224
9	27.145	24.386	28.403	22.616	1'42.550	227,8	16:30'00.774
10	27.081	24.266	29.109	27.773	1'48.229	225,9	16:31'49.003
11	27.216	24.427	28.393	4'21.405	5'41.441P	227,8	16:37'30.444
12	42.900	24.581	28.427	22.729	1'58.637P	227,8	16:39'29.081
13	1'28.786	26.109	29.505	23.264	2'47.664	210,1	16:42'16.745
14	27.228	24.337	28.364	22.951	1'42.880	230,3	16:43'59.625
15	28.858	24.359	32.263	22.873	1'48.353	169,5	16:45'47.978
16	**27.079**	**24.112**	**28.190**	**22.586**	**1'41.967**	**230,8**	16:47'29.945

21° 20 F. FULIGNI (1'42.090)

Lap	Seg.1	Seg.2	Seg.3	Seg.4	Lap Time	km/h	Local Time
1							16:02'00.162
2	46.766	25.355	28.679	23.085	2'03.885P	**232,8**	16:04'04.047
3	27.480	24.489	28.035	22.917	1'42.921	230,8	16:05'46.968
4	27.247	**24.227**	28.467	22.794	1'42.735	232,3	16:07'29.703
5	57.620	25.847	29.139	4'13.716	6'06.322P	227,8	16:13'36.025
6	47.526	26.719	29.220	22.994	2'06.459P	222,7	16:15'42.484
7	27.195	24.394	28.165	22.840	1'42.594	229,8	16:17'25.078
8	27.208	24.402	28.039	22.666	1'42.315	228,8	16:19'07.393
9	27.237	24.231	27.973	22.710	1'42.151	231,8	16:20'49.544
10	**27.139**	24.374	27.944	**22.640**	1'42.097	230,8	16:22'31.641
11	27.209	24.415	**27.799**	22.667	**1'42.090**	231,3	16:24'13.731
12	30.065	25.142	29.548	10'34.697	11'59.452CP	224,5	16:36'13.183
13	48.154	29.038	30.629	24.523	2'12.344P	222,2	16:38'25.527
14	27.543	27.969	28.530	1'44.070	3'08.112P	226,9	16:41'33.639
15	48.927	25.945	29.155	23.308	2'07.335P	228,8	16:43'40.974
16	27.173	24.529	31.019	22.964	1'45.685	228,8	16:45'26.659
17	27.203	24.339	28.032	22.673	1'42.247	229,3	16:47'08.906

22° 84 L. CRESSON (1'42.125)

Lap	Seg.1	Seg.2	Seg.3	Seg.4	Lap Time	km/h	Local Time
1		25.559	29.308	23.331		230,3	16:04'00.809
2	27.866	24.768	28.547	23.062	1'44.243	228,3	16:05'45.052
3	27.407	24.689	28.664	22.873	1'43.633	228,3	16:07'28.685
4	27.207	24.563	28.427	22.836	1'43.033	228,3	16:09'11.718
5	27.447	24.397	28.358	22.968	1'43.170	229,3	16:10'54.888
6	27.422	24.532	28.437	23.042	1'43.433	228,3	16:12'38.321
7	30.174	24.870	30.806	36.803	2'02.653CP	220,0	16:14'40.974
8	13'05.048	27.264	28.679	23.135	14'24.126P	228,3	16:29'05.100
9	27.183	24.571	28.499	22.990	1'43.243	227,4	16:30'48.343
10	27.361	26.394	28.562	22.955	1'45.272	229,8	16:32'33.615
11	27.312	24.529	28.460	22.961	1'43.262	228,8	16:34'16.877
12	27.336	24.469	28.444	22.931	1'43.180	227,8	16:36'00.057
13	29.380	26.738	32.038	34.539	2'02.695P	216,4	16:38'02.752
14	4'55.382	24.639	28.268	23.478	6'11.767P	229,8	16:44'14.519
15	**26.949**	**24.334**	**28.015**	**22.827**	**1'42.125**	**231,3**	16:45'56.644
16	27.157	24.444	31.447	22.859	1'45.907	**231,3**	16:47'42.551

23° 74 J. VAN SIKKELERUS (1'42.134)

Lap	Seg.1	Seg.2	Seg.3	Seg.4	Lap Time	km/h	Local Time
1		25.758	30.253	23.889		225,9	16:04'12.787
2	28.012	25.049	29.158	42.357	2'04.576P	**228,3**	16:06'17.363
3	54.193	27.726	28.432	23.028	2'13.379P	225,9	16:08'30.742
4	27.233	24.814	28.427	23.043	1'43.517	226,4	16:10'14.259
5	27.112	24.592	28.421	22.976	1'43.101	225,0	16:11'57.360
6	27.323	24.598	28.401	34.267	1'54.589P	223,6	16:13'51.949
7	14'35.576	25.623	32.783	23.090	15'57.072P	224,1	16:29'49.021
8	27.334	24.810	28.389	24.078	1'44.611	224,1	16:31'33.632
9	**26.937**	24.493	28.404	22.959	1'42.793	224,1	16:33'16.425
10	27.423	24.664	28.527	22.886	1'43.500	224,1	16:34'59.925
11	29.144	30.360	28.841	24.960	1'53.305	225,5	16:36'53.230
12	26.976	24.553	28.294	22.882	1'42.705	224,5	16:38'35.935
13	26.966	**24.337**	28.070	22.761	**1'42.134**	225,5	16:40'18.069
14	27.406	24.956	29.053	27.176	1'48.591	221,3	16:42'06.660
15	28.045	29.857	28.271	22.882	1'49.055	226,9	16:43'55.715
16	27.035	24.557	**28.061**	**22.729**	1'42.382	226,4	16:45'38.097
17	27.216	24.458	28.269	22.784	1'42.727	224,5	16:47'20.824

24° 65 M. CANDUCCI (1'42.323)

Lap	Seg.1	Seg.2	Seg.3	Seg.4	Lap Time	km/h	Local Time
1							16:02'11.596
2	43.937	25.610	28.552	23.476	2'01.575P	**226,4**	16:04'13.171
3	27.164	24.589	28.191	56.181	2'16.125P	225,5	16:06'29.296
4	44.477	24.802	28.129	22.868	2'00.276P	224,1	16:08'29.572
5	26.914	24.671	28.387	23.001	1'42.973	225,0	16:10'12.545
6	26.984	**24.463**	**28.051**	**22.825**	**1'42.323**	225,0	16:11'54.868
7	**26.877**	24.577	28.250	22.969	1'42.673	223,6	16:13'37.541
8	27.570	25.024	29.092	3'15.811	4'37.497P	219,5	16:18'15.038
9	46.899	25.310	29.218	23.396	2'04.823P	218,6	16:20'19.861
10	27.163	25.008	28.587	2'51.706	4'12.464P	221,3	16:24'32.325
11	44.689	25.311	28.663	23.234	2'01.897P	220,9	16:26'34.222
12	27.393	24.953	29.161	23.084	1'44.591	220,0	16:28'18.813
13	27.228	24.797	28.333	23.156	1'43.514	222,7	16:30'02.327
14	27.181	25.187	28.967	4'27.419	5'48.754P	221,3	16:35'51.081
15	46.304	26.483	29.427	23.775	2'05.989P	218,6	16:37'57.070
16	27.105	24.777	28.294	23.056	1'43.232	220,9	16:39'40.302
17	27.312	24.959	28.388	23.129	1'43.788	221,8	16:41'24.090
18	27.248	24.721	28.359	22.996	1'43.324	222,7	16:43'07.414
19	27.662	25.074	28.452	23.260	1'44.448	222,2	16:44'51.862
20	27.259	24.774	28.354	23.170	1'43.557	222,7	16:46'35.419
21	27.266	24.793	28.438	23.122	1'43.619	221,8	16:48'19.038

25° 22 F. FULIGNI (1'42.436)

Lap	Seg.1	Seg.2	Seg.3	Seg.4	Lap Time	km/h	Local Time
1		25.496	28.634	23.091		226,9	16:03'55.212
2	27.418	24.447	28.103	7'56.992	9'16.960P	228,8	16:13'12.172
3	45.835	26.048	29.287	23.547	2'04.717P	224,5	16:15'16.889
4	27.570	24.920	28.581	23.167	1'44.238	226,4	16:17'01.127
5	27.152	24.758	28.459	22.998	1'43.367	226,9	16:18'44.494
6	27.150	24.723	28.526	**22.980**	1'43.379	226,9	16:20'27.873
7	27.370	24.842	28.420	23.767	1'44.399	225,5	16:22'12.272
8	27.124	25.721	29.379	6'24.841	7'47.065P	223,6	16:29'59.337
9	44.113	25.456	29.164	23.482	2'02.215P	225,0	16:32'01.552
10	27.341	24.707	28.416	23.217	1'43.681	226,4	16:33'45.233
11	27.174	24.592	28.318	23.021	1'43.105	226,9	16:35'28.338
12	31.040	24.875	29.370	3'14.982	4'40.267CP	209,3	16:40'08.605

21/06/2019 P = Pits In/Out - C = Lap Time Cancelled

These data/results cannot be reproduced, stored and/or transmitted in whole or in part by any manner of electronic, mechanical, photocopying, recording, broadcasting or otherwise now known or herein after developed without the previous express consent by the copyright owner, except for reproduction in daily press and regular printed publications on sale to the public within 60 days of the event related to those data/results and always provided that copyright symbol appears together as follows below.
© DORNA WSBK ORGANIZATION Srl 2019

PIRELLI Official Tyre Supplier

TISSOT SWISS WATCHES SINCE 1853 Official Timekeeper

SUPERSPORT FIM WORLD CHAMPIONSHIP

2.5

WorldSSP

102/07

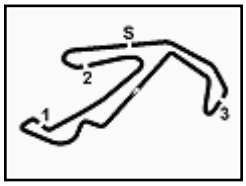

Pata Riviera di Rimini Round, 21-23 June 2019

Chronological Analysis Free Practice 2nd Session

Misano Circuit Sic 58 4.226 m

13	45.748	26.004	28.514	23.098	2'03.364P	227,4	16:42'11.969
14	27.151	24.590	28.631	22.995	1'43.367	228,3	16:43'55.336
15	26.940	24.419	**28.062**	25.518	1'44.939	228,3	16:45'40.275
16	**26.908**	**24.331**	28.172	23.025	**1'42.436**	**229,8**	16:47'22.711

26° 10 N. CALERO (1'42.545)

Lap	Seg.1	Seg.2	Seg.3	Seg.4	Lap Time	km/h	Local Time
1		25.442	29.215	23.081		220,9	16:04'28.471
2	27.296	24.816	28.469	23.092	1'43.673	226,9	16:06'12.144
3	27.255	24.848	28.724	23.102	1'43.929	224,5	16:07'56.073
4	27.318	25.156	30.411	41.712	2'04.597P	219,5	16:10'00.670
5	7'33.738	30.697	29.852	24.133	8'58.420P	224,1	16:18'59.090
6	27.517	25.079	29.017	23.120	1'44.733	222,7	16:20'43.823
7	30.255	28.843	31.697	37.731	2'08.526P	224,1	16:22'52.349
8	4'40.677	24.758	28.470	22.865	5'56.770P	225,9	16:28'49.119
9	26.917	**24.592**	28.226	**22.810**	**1'42.545**	224,5	16:30'31.664
10	29.646	31.268	29.088	23.199	1'53.201	224,5	16:32'24.865
11	27.370	27.968	31.062	38.939	2'05.339P	211,8	16:34'30.204
12	4'47.930	25.446	28.799	23.087	6'05.262P	224,5	16:40'35.466
13	27.023	24.783	28.327	22.921	1'43.054	225,0	16:42'18.520

27° 4 C. STANGE (1'43.199)

Lap	Seg.1	Seg.2	Seg.3	Seg.4	Lap Time	km/h	Local Time
1		26.237	29.383	23.989		226,9	16:04'01.187
2	33.032	26.188	29.325	35.163	2'03.708P	222,2	16:06'04.895
3	12'16.959	25.550	28.693	23.584	13'34.786P	221,8	16:19'39.681
4	27.906	25.160	28.405	23.269	1'44.740	222,2	16:21'24.421
5	27.696	24.954	28.472	23.302	1'44.424	**227,4**	16:23'08.845
6	27.623	25.056	28.364	33.589	1'54.632P	221,3	16:25'03.477
7	11'28.613	26.215	28.859	23.616	12'47.303P	220,9	16:37'50.780
8	27.578	25.022	**28.160**	23.478	1'44.238	222,7	16:39'35.018
9	27.527	24.961	28.221	24.168	1'44.877	221,8	16:41'19.895
10	27.590	25.033	28.356	23.343	1'44.322	221,8	16:43'04.217
11	27.338	25.099	28.337	23.245	1'44.019	222,2	16:44'48.236
12	27.306	24.878	28.347	23.093	1'43.624	221,8	16:46'31.860
13	**27.138**	**24.679**	28.305	**23.077**	**1'43.199**	222,2	16:48'15.059

28° 6 M. HERRERA (1'43.271)

Lap	Seg.1	Seg.2	Seg.3	Seg.4	Lap Time	km/h	Local Time
1		26.034	36.959	23.983		159,1	16:04'09.128
2	33.579	25.238	30.049	43.632	2'12.498CP	226,4	16:06'21.626
3	1'17.639	25.315	45.322	26.466	2'54.742P	189,1	16:09'16.368
4	28.288	25.071	29.915	23.233	1'46.507	216,9	16:11'02.875
5	27.851	24.938	29.389	23.155	1'45.333	226,4	16:12'48.208
6	27.628	24.695	29.116	22.928	1'44.367	225,9	16:14'32.575
7	27.480	24.977	29.186	23.172	1'44.815	225,0	16:16'17.390
8	27.401	24.749	29.023	22.932	1'44.105	224,1	16:18'01.495
9	27.524	24.917	29.081	22.930	1'44.452	227,4	16:19'45.947
10	27.324	24.742	29.816	40.568	2'02.450P	223,6	16:21'48.397
11	5'10.543	29.091	35.661	23.004	6'38.299P	161,4	16:28'26.696
12	27.391	24.711	28.720	22.966	1'43.788	**228,8**	16:30'10.484
13	27.336	24.648	28.813	22.959	1'43.756	225,9	16:31'54.240
14	27.457	24.713	28.789	22.870	1'43.829	225,9	16:33'38.069
15	27.445	24.669	28.929	22.986	1'44.029	224,1	16:35'22.098
16	27.244	24.616	28.621	**22.790**	**1'43.271**	226,4	16:37'05.369
17	27.275	24.676	**28.532**	22.791	1'43.274	227,4	16:38'48.643
18	**27.110**	**24.601**	28.970	38.787	1'59.468P	228,3	16:40'48.111
19	5'20.170	25.146	28.940	23.107	6'37.363P	227,4	16:47'25.474

29° 30 G. VAN STRAALEN (1'43.318)

Lap	Seg.1	Seg.2	Seg.3	Seg.4	Lap Time	km/h	Local Time
1		25.781	29.338	23.391		225,0	16:04'02.005
2	27.909	25.102	28.471	23.338	1'44.820	225,0	16:05'46.825
3	27.985	24.722	28.583	23.218	1'44.508	224,5	16:07'31.333
4	27.439	24.757	28.394	**23.069**	1'43.659	225,5	16:09'14.992
5	27.423	24.715	28.363	23.398	1'43.899	223,1	16:10'58.891
6	27.358	24.838	28.480	23.212	1'43.888	223,1	16:12'42.779
7	**27.247**	24.703	28.292	23.171	1'43.413	224,1	16:14'26.192
8	27.617	24.913	28.418	23.271	8'44.720	222,7	16:23'10.912
9	27.390	24.711	28.261	23.228	1'43.590	225,5	16:24'54.502
10	27.646	24.775	28.683	23.106	1'44.210	**228,8**	16:26'38.712
11	27.578	**24.585**	28.817	23.167	1'44.147	223,1	16:28'22.859
12	27.510	25.359	28.724	23.523	8'39.867	221,3	16:37'02.726
13	27.293	25.575	28.606	23.362	1'44.836	221,3	16:38'47.562
14	27.424	24.725	28.525	23.172	1'43.846	222,7	16:40'31.408
15	27.268	24.823	28.379	23.128	1'43.598	225,0	16:42'15.006
16	27.987	24.744	**28.203**	23.186	1'44.120	225,9	16:43'59.126
17	30.683	25.056	28.300	23.311	1'47.350C	223,1	16:45'46.476
18	27.340	24.662	28.217	23.099	**1'43.318**	224,1	16:47'29.794

30° 13 R. ROLFO (1'43.337)

Lap	Seg.1	Seg.2	Seg.3	Seg.4	Lap Time	km/h	Local Time
1							16:02'47.155
2	50.383	28.439	30.908	1'50.661	3'40.391P	214,3	16:06'27.546
3	47.365	25.743	28.679	23.345	2'05.132P	220,4	16:08'32.678
4	27.305	24.955	28.315	23.106	1'43.681	222,7	16:10'16.359
5	**27.182**	24.806	28.298	23.126	1'43.412	221,8	16:11'59.771
6	27.183	24.872	28.354	23.251	1'43.660	222,2	16:13'43.431
7	27.377	24.865	28.579	23.510	1'44.331	220,0	16:15'27.762
8	27.959	24.879	28.390	23.134	1'44.362	222,2	16:17'12.124
9	27.224	24.801	28.462	23.116	1'43.603	**224,5**	16:18'55.727
10	27.467	**24.799**	28.433	7'13.926	8'34.625P	221,3	16:27'30.352
11	52.590	28.210	32.345	23.308	2'16.453P	154,3	16:29'46.805
12	27.246	24.959	**28.139**	**22.993**	**1'43.337**	223,1	16:31'30.142
13	27.292	25.055	28.380	4'21.598	5'42.325P	220,0	16:37'12.467
14	45.466	25.225	28.580	23.186	2'02.457P	222,2	16:39'14.924

31° 26 P. HOBELSBERGER (1'43.735)

Lap	Seg.1	Seg.2	Seg.3	Seg.4	Lap Time	km/h	Local Time
1		26.694	28.978	23.836		222,7	16:04'00.651
2	27.802	25.374	28.415	23.531	1'45.122	226,4	16:05'45.773
3	27.493	25.113	28.750	23.161	1'44.517	**230,3**	16:07'30.290
4	27.553	24.965	28.342	23.120	1'43.980	223,6	16:09'14.270
5	27.374	29.450	28.890	23.572	1'49.286	225,9	16:11'03.556
6	27.717	24.782	29.324	10'11.474	11'33.297P	227,4	16:22'36.853
7	58.333	27.045	28.656	23.508	2'17.542P	223,1	16:24'54.395
8	27.380	25.111	28.238	**23.006**	**1'43.735**	224,5	16:26'38.130
9	**27.101**	**24.620**	32.249	23.110	1'47.080	224,5	16:28'25.210

32° 53 G. SCONZA (1'44.528)

Lap	Seg.1	Seg.2	Seg.3	Seg.4	Lap Time	km/h	Local Time
1		26.359	29.883	23.912		**223,6**	16:04'03.260
2	27.988	25.374	28.897	1'22.861	2'45.120P	220,4	16:06'48.380
3	10'44.098	27.856	30.413	24.071	12'06.438P	218,6	16:18'54.818
4	28.127	25.358	28.858	23.710	1'46.053	220,9	16:20'40.871
5	27.735	25.397	29.043	23.534	1'45.709	219,1	16:22'26.580
6	27.461	25.201	28.849	23.471	1'44.982	220,0	16:24'11.562
7	27.554	25.428	28.751	23.846	1'45.579	220,4	16:25'57.141
8	27.484	25.126	28.749	32.639	1'53.998	219,1	16:27'51.139
9	32.330	26.082	29.249	37.272	2'04.933P	218,6	16:29'56.072
10	6'34.894	26.694	29.344	23.689	7'54.621P	215,1	16:37'50.693
11	27.843	24.998	**28.504**	23.324	1'44.669	222,2	16:39'35.362
12	27.613	25.021	28.537	23.472	1'44.643	221,8	16:41'20.005
13	27.727	**24.932**	28.763	23.393	1'44.815	221,8	16:43'04.820
14	**27.403**	25.170	28.632	**23.323**	**1'44.528**	220,9	16:44'49.348
15	27.423	25.026	28.947	23.917	1'45.313	221,3	16:46'34.661

21/06/2019 P = Pits In/Out - C = Lap Time Cancelled

These data/results cannot be reproduced, stored and/or transmitted in whole or in part by any manner of electronic, mechanical, photocopying, recording, broadcasting or otherwise now known or herein after developed without the previous express consent by the copyright owner, except for reproduction in daily press and regular printed publications on sale to the public within 60 days of the event related to those data/results and always provided that copyright symbol appears together as follows below.
© DORNA WSBK ORGANIZATION Srl 2019

PIRELLI Official Tyre Supplier
TISSOT SWISS WATCHES SINCE 1853 Official Timekeeper

Pata Riviera di Rimini Round, 21-23 June 2019
Chronological Analysis Free Practice 2nd Session

16	27.531	25.451	28.654	23.469	1'45.105	218,2	16:48'19.766

33° 40 A. GYORFI (1'44.964)

Lap	Seg.1	Seg.2	Seg.3	Seg.4	Lap Time	km/h	Local Time
1		26.840	30.354	24.811		220,0	16:04'06.664
2	28.995	25.543	29.406	37.142	2'01.086P	222,2	16:06'07.750
3	3'28.355	26.248	31.192	26.431	4'52.226P	184,0	16:10'59.976
4	27.700	25.358	29.297	23.748	1'46.103	221,3	16:12'46.079
5	27.802	25.139	29.551	23.555	1'46.047	**222,7**	16:14'32.126
6	28.600	25.295	29.353	23.426	1'46.674	222,2	16:16'18.800
7	27.803	**24.988**	29.243	23.526	1'45.560	**222,7**	16:18'04.360
8	29.539	27.291	33.564	37.739	2'08.133P	205,3	16:20'12.493
9	8'13.192	27.948	34.832	25.506	9'41.478P	147,7	16:29'53.971
10	30.095	25.884	29.608	24.891	1'50.478	219,5	16:31'44.449
11	27.944	**24.988**	29.427	23.443	1'45.802	220,0	16:33'30.251
12	29.273	25.471	30.895	27.116	1'52.755	215,6	16:35'23.006
13	27.798	25.108	29.144	23.363	1'45.413	**222,7**	16:37'08.419
14	29.636	27.929	31.679	25.089	1'54.333	187,8	16:39'02.752
15	27.847	25.802	33.378	40.366	2'07.393P	193,5	16:41'10.145
16	1'49.361	27.012	32.615	24.610	3'13.598P	219,1	16:44'23.743
17	27.858	25.123	29.226	23.478	1'45.685	221,8	16:46'09.428
18	**27.633**	25.099	**28.943**	**23.289**	**1'44.964**	**222,7**	16:47'54.392

34° 76 A. BERNARDI (1'45.402)

Lap	Seg.1	Seg.2	Seg.3	Seg.4	Lap Time	km/h	Local Time
1							16:03'20.905
2	1'11.611	29.422	30.146	29.193	2'40.372P	**217,3**	16:06'01.277
3	28.471	26.016	29.775	23.995	1'48.257	210,5	16:07'49.534
4	27.921	26.451	30.404	24.000	1'48.776	216,0	16:09'38.310
5	28.002	26.257	30.061	5'30.935	6'55.255P	210,9	16:16'33.565
6	1'00.304	28.851	29.810	24.474	2'23.439P	212,6	16:18'57.004
7	28.275	26.073	29.660	24.104	1'48.112	213,4	16:20'45.116
8	27.940	25.785	29.604	25.128	1'48.457	212,2	16:22'33.573
9	27.643	25.694	29.277	24.008	1'46.622	212,6	16:24'20.195
10	27.744	25.795	29.191	24.095	1'46.825	215,1	16:26'07.020
11	27.668	25.463	29.251	23.655	1'46.037	213,4	16:27'53.057
12	28.406	27.648	29.871	4'56.943	6'22.868P	212,2	16:34'15.925
13	57.973	27.239	34.529	25.444	2'25.185P	159,3	16:36'41.110
14	27.664	25.880	29.444	23.705	1'46.693	212,2	16:38'27.803
15	**27.395**	25.488	29.213	23.668	1'45.764	213,4	16:40'13.567
16	27.505	**25.380**	**28.910**	**23.607**	**1'45.402**	214,3	16:41'58.969
17	33.708	26.243	29.636	36.476	2'06.063C	211,8	16:44'05.032

21/06/2019 P = Pits In/Out - C = Lap Time Cancelled

These data/results cannot be reproduced, stored and/or transmitted in whole or in part by any manner of electronic, mechanical, photocopying, recording, broadcasting or otherwise now known or herein after developed without the previous express consent by the copyright owner, except for reproduction in daily press and regular printed publications on sale to the public within 60 days of the event related to those data/results and always provided that copyright symbol appears together as follows below.
© DORNA WSBK ORGANIZATION Srl 2019