SUPERSPORT FIM WORLD CHAMPIONSHIP

4.4

WorldSSP

102/07

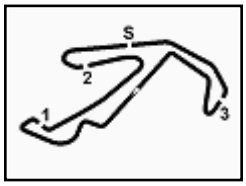

Pata Riviera di Rimini Round, 21-23 June 2019

Chronological Analysis Tissot Superpole

Misano Circuit Sic 58 4.226 m

1° 44 L. MAHIAS (1'38.909)

Lap	Seg.1	Seg.2	Seg.3	Seg.4	Lap Time	km/h	Local Time
1		24.578	27.577	22.465		229,8	11:42'51.935
2	26.258	23.810	27.245	22.197	1'39.510	231,3	11:44'31.445
3	26.415	23.925	27.495	22.440	1'40.275	229,3	11:46'11.720
4	27.886	26.885	27.727	33.535	1'56.033P	227,4	11:48'07.753
5	4'54.666	30.762	30.223	22.731	6'18.382P	220,0	11:54'26.135
6	26.223	23.865	27.668	**22.182**	1'39.938	**233,8**	11:56'06.073
7	29.051	24.234	27.942	35.948	1'57.175CP	229,3	11:58'03.248
8	2'20.251	23.919	27.229	22.220	3'33.619P	232,3	12:01'36.867
9	26.142	23.763	27.153	22.196	1'39.254	233,3	12:03'16.121
10	**26.021**	**23.684**	**27.012**	22.192	**1'38.909**	233,3	12:04'55.030
11	35.239	27.522	28.776	25.665	1'57.202C	221,3	12:06'52.232

2° 64 F. CARICASULO (1'39.115)

Lap	Seg.1	Seg.2	Seg.3	Seg.4	Lap Time	km/h	Local Time
1		24.531	27.909	22.444		234,3	11:41'51.819
2	26.595	23.882	27.456	22.395	1'40.328	237,4	11:43'32.147
3	26.489	24.183	28.012	2'05.787	3'24.471P	236,3	11:46'56.618
4	42.309	23.879	27.603	23.540	1'57.331P	237,9	11:48'53.949
5	26.161	23.658	27.361	**22.113**	1'39.293	235,3	11:50'33.242
6	26.224	**23.605**	27.445	22.277	1'39.551	236,8	11:52'12.793
7	26.680	23.953	27.651	4'22.534	5'40.818P	236,8	11:57'53.611
8	42.927	26.304	30.200	23.950	2'03.381P	221,8	11:59'56.992
9	26.143	23.928	**27.099**	22.229	1'39.399	237,4	12:01'36.391
10	26.220	25.634	27.376	22.495	1'41.725	237,9	12:03'18.116
11	**26.138**	23.703	27.106	22.168	**1'39.115**	239,5	12:04'57.231
12	26.315	23.710	27.361	22.302	1'39.688	**240,5**	12:06'36.919

3° 21 R. KRUMMENACHER (1'39.206)

Lap	Seg.1	Seg.2	Seg.3	Seg.4	Lap Time	km/h	Local Time
1		24.959	27.898	22.399		234,3	11:41'53.936
2	26.587	23.711	**27.159**	22.267	1'39.724	235,3	11:43'33.660
3	26.412	23.769	27.595	5'04.421	6'22.197P	**237,9**	11:49'55.857
4	43.768	24.411	27.999	22.465	1'58.643CP	231,3	11:51'54.500
5	**26.136**	**23.662**	27.286	**22.122**	**1'39.206**	230,3	11:53'33.706

4° 38 H. SOOMER (1'39.561)

Lap	Seg.1	Seg.2	Seg.3	Seg.4	Lap Time	km/h	Local Time
1		24.646	27.833	23.361		230,3	11:42'13.282
2	26.876	23.958	**27.247**	22.503	1'40.584	**233,3**	11:43'53.866
3	26.494	24.036	27.336	32.504	1'50.370P	232,3	11:45'44.236
4	5'16.352	24.283	27.685	22.384	6'30.704P	229,8	11:52'14.940
5	26.371	24.019	27.318	22.193	1'39.901	229,8	11:53'54.841
6	26.692	23.937	27.419	32.716	1'50.764P	229,8	11:55'45.605
7	2'43.871	24.635	27.600	22.420	3'58.526P	230,3	11:59'44.131
8	26.560	23.907	27.274	22.364	1'40.105	229,8	12:01'24.236
9	**26.346**	24.089	27.475	22.227	1'40.137	229,3	12:03'04.373
10	27.071	27.792	27.844	22.691	1'45.398	231,8	12:04'49.771
11	26.383	**23.818**	27.255	**22.105**	**1'39.561**	232,3	12:06'29.332

5° 16 J. CLUZEL (1'39.619)

Lap	Seg.1	Seg.2	Seg.3	Seg.4	Lap Time	km/h	Local Time
1		29.503	33.323	23.723		225,5	11:42'08.346
2	27.472	24.297	37.241	23.253	1'52.263	217,3	11:44'00.609
3	26.612	23.891	27.201	22.480	1'40.184	**236,3**	11:45'40.793
4	26.547	23.879	27.169	22.321	1'39.916	**236,3**	11:47'20.709
5	27.283	24.446	27.756	33.850	1'53.335P	235,8	11:49'14.044
6	8'14.466	25.012	28.048	22.489	9'30.015P	229,8	11:58'44.059
7	27.589	28.244	29.363	23.264	1'48.460	229,3	12:00'32.519
8	**26.361**	**23.829**	**27.144**	**22.285**	**1'39.619**	233,3	12:02'12.138
9	26.466	23.857	27.262	22.374	1'39.959	234,3	12:03'52.097
10	26.434	23.858	27.330	22.299	1'39.921	234,8	12:05'32.018

6° 12 L. OTTAVIANI (1'39.836)

Lap	Seg.1	Seg.2	Seg.3	Seg.4	Lap Time	km/h	Local Time
1		24.529	27.956	22.380		226,9	11:41'52.765
2	26.447	24.303	27.611	22.282	1'40.643	228,3	11:43'33.408
3	26.384	**23.739**	27.641	22.512	1'40.276C	228,8	11:45'13.684
4	29.815	23.875	27.724	22.817	1'44.231C	**230,3**	11:46'57.915
5	26.416	23.756	**27.485**	22.390	1'40.047C	228,8	11:48'37.962
6	29.638	26.390	29.253	5'29.090	6'54.371CP	217,7	11:55'32.333
7	50.162	29.417	34.490	25.825	2'19.894P	181,8	11:57'52.227
8	27.024	1'27.103	31.602	1'38.439	4'04.168P	220,9	12:01'56.395
9	43.014	24.197	27.840	22.416	1'57.467P	229,3	12:03'53.862
10	**26.298**	23.801	27.501	**22.236**	**1'39.836**	229,3	12:05'33.698

7° 32 I. VINALES (1'39.842)

Lap	Seg.1	Seg.2	Seg.3	Seg.4	Lap Time	km/h	Local Time
1		32.914	30.947	23.984		229,8	11:42'12.373
2	26.762	24.037	27.449	**22.278**	1'40.526	235,8	11:43'52.899
3	26.538	24.000	27.464	22.372	1'40.374	**238,9**	11:45'33.273
4	27.251	24.293	27.687	25.105	1'44.336	234,8	11:47'17.609
5	26.403	23.956	28.504	26.898	1'45.761	234,3	11:49'03.370
6	28.411	24.481	27.955	36.305	1'57.152P	231,8	11:51'00.522
7	5'44.201	24.791	27.951	22.581	6'59.524P	230,8	11:58'00.046
8	26.588	24.326	36.277	23.999	1'51.190	161,9	11:59'51.236
9	26.487	23.965	**27.288**	22.526	1'40.266	233,3	12:01'31.502
10	**26.297**	23.910	27.326	22.309	**1'39.842**	234,8	12:03'11.344
11	26.318	28.687	27.645	22.431	1'45.081	234,8	12:04'56.425
12	26.341	**23.852**	27.578	22.325	1'40.096	233,3	12:06'36.521

8° 3 R. DE ROSA (1'39.872)

Lap	Seg.1	Seg.2	Seg.3	Seg.4	Lap Time	km/h	Local Time
1		25.066	27.993	22.851		231,3	11:41'55.288
2	26.482	23.896	27.364	**22.236**	1'39.978	236,3	11:43'35.266
3	26.353	23.809	**27.357**	22.356	1'39.875	**238,4**	11:45'15.141
4	26.393	23.817	27.479	23.616	1'41.305	232,3	11:46'56.446
5	29.144	25.500	28.453	2'39.500	4'02.597P	229,8	11:50'59.043
6	45.367	24.843	28.092	22.790	2'01.092P	229,8	11:53'00.135
7	26.375	23.862	27.493	22.569	1'40.299	232,3	11:54'40.434
8	26.460	23.981	27.542	22.559	1'40.542	233,3	11:56'20.976
9	28.526	24.771	28.846	2'01.067	3'23.210P	228,8	11:59'44.186
10	44.191	25.941	28.257	22.713	2'01.102P	230,8	12:01'45.288
11	**26.263**	25.055	28.695	26.397	1'46.410	229,8	12:03'31.698
12	26.330	**23.798**	27.391	22.353	**1'39.872**	233,3	12:05'11.570

9° 78 H. OKUBO (1'39.913)

Lap	Seg.1	Seg.2	Seg.3	Seg.4	Lap Time	km/h	Local Time
1		24.920	28.238	22.622		233,8	11:41'55.611
2	26.556	24.020	27.468	22.340	1'40.384	234,8	11:43'35.995
3	26.688	23.869	27.433	22.311	1'40.301	234,8	11:45'16.296
4	26.560	**23.845**	**27.222**	22.269	1'39.896C	234,8	11:46'56.192
5	27.020	26.333	28.335	38.179	1'59.867P	231,8	11:48'56.059
6	4'51.072	30.736	29.446	22.696	6'13.950P	230,3	11:55'10.009
7	26.333	24.183	27.268	22.472	1'40.256	233,8	11:56'50.265
8	29.431	24.108	27.899	23.931	1'45.369C	233,8	11:58'35.634
9	**26.332**	24.027	27.366	**22.258**	1'39.983	234,3	12:00'15.617
10	26.546	23.922	27.848	22.508	1'40.824	235,3	12:01'56.441
11	26.618	27.300	29.915	22.970	1'46.803	224,5	12:03'43.244
12	26.414	23.919	27.314	22.266	**1'39.913**	**236,3**	12:05'23.157

10° 60 L. GABELLINI (1'40.020)

Lap	Seg.1	Seg.2	Seg.3	Seg.4	Lap Time	km/h	Local Time

22/06/2019 P = Pits In/Out - C = Lap Time Cancelled

These data/results cannot be reproduced, stored and/or transmitted in whole or in part by any manner of electronic, mechanical, photocopying, recording, broadcasting or otherwise now known or herein after developed without the previous express consent by the copyright owner, except for reproduction in daily press and regular printed publications on sale to the public within 60 days of the event related to those data/results and always provided that copyright symbol appears together as follows below.
© DORNA WSBK ORGANIZATION Srl 2019

PIRELLI Official Tyre Supplier

TISSOT SWISS WATCHES SINCE 1853 Official Timekeeper

SUPERSPORT FIM WORLD CHAMPIONSHIP

4.4

WorldSSP

102/07

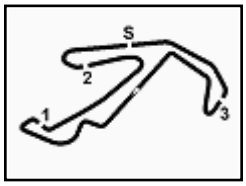

Pata Riviera di Rimini Round, 21-23 June 2019

Chronological Analysis Tissot Superpole

Misano Circuit Sic 58 4.226 m

1		25.004	28.206	22.477		230,3	11:41'53.830
2	27.061	23.984	27.572	22.396	1'41.013	232,8	11:43'34.843
3	26.424	23.902	27.924	22.371	1'40.621	232,3	11:45'15.464
4	26.364	23.856	**27.510**	22.464	1'40.194	233,8	11:46'55.658
5	26.620	24.059	28.096	4'45.100	6'03.875P	226,4	11:52'59.533
6	48.302	26.257	28.654	22.922	2'06.135P	227,8	11:55'05.668
7	28.605	27.173	27.812	22.440	1'46.030	232,8	11:56'51.698
8	**26.338**	23.776	27.870	22.505	1'40.489	**234,3**	11:58'32.187
9	26.543	23.891	27.619	**22.296**	1'40.349	232,3	12:00'12.536
10	26.392	**23.717**	27.565	22.346	**1'40.020**	231,8	12:01'52.556
11	28.108	24.985	32.634	23.386	1'49.113C	170,6	12:03'41.669
12	26.666	23.967	27.651	22.318	1'40.602	233,8	12:05'22.271

11° 86 A. BADOVINI (1'40.046)

Lap	Seg.1	Seg.2	Seg.3	Seg.4	Lap Time	km/h	Local Time
1		25.166	28.228	22.674		224,1	11:42'49.084
2	26.703	24.315	27.643	22.444	1'41.105	226,4	11:44'30.189
3	29.180	24.662	27.791	22.807	1'44.440	227,8	11:46'14.629
4	26.629	24.262	27.655	22.406	1'40.952	226,9	11:47'55.581
5	26.494	24.230	27.571	22.628	1'40.923	227,8	11:49'36.504
6	26.719	24.291	27.835	36.387	1'55.232P	228,3	11:51'31.736
7	5'25.747	25.803	28.526	23.173	6'43.249P	225,0	11:58'14.985
8	27.114	25.533	28.635	22.904	1'44.186	227,4	11:59'59.171
9	26.374	**24.022**	**27.319**	**22.331**	**1'40.046**	230,3	12:01'39.217
10	**26.251**	24.976	29.227	23.339	1'43.793	224,1	12:03'23.010
11	26.300	24.073	27.987	23.156	1'41.516	**231,3**	12:05'04.526

12° 36 T. GRADINGER (1'40.159)

Lap	Seg.1	Seg.2	Seg.3	Seg.4	Lap Time	km/h	Local Time
1		29.447	30.860	23.515		225,0	11:42'10.344
2	27.044	24.413	27.736	22.370	1'41.563	234,3	11:43'51.907
3	26.697	24.013	27.507	22.554	1'40.771	235,3	11:45'32.678
4	26.767	24.283	27.962	22.684	1'41.696	**237,4**	11:47'14.374
5	26.680	23.947	27.428	22.405	1'40.460	235,8	11:48'54.834
6	27.130	24.060	27.493	22.365	1'41.048	234,3	11:50'35.882
7	26.670	24.011	28.414	35.770	1'54.865P	233,3	11:52'30.747
8	5'08.943	25.110	27.932	22.558	6'24.543P	230,3	11:58'55.290
9	**26.408**	24.114	27.436	22.347	1'40.305	233,8	12:00'35.595
10	26.562	**23.901**	**27.370**	22.326	**1'40.159**	234,8	12:02'15.754
11	26.870	23.974	27.475	22.526	1'40.845	235,3	12:03'56.599
12	26.542	23.931	27.473	**22.314**	1'40.260	235,8	12:05'36.859

13° 11 K. SMITH (1'40.295)

Lap	Seg.1	Seg.2	Seg.3	Seg.4	Lap Time	km/h	Local Time
1		25.271	28.458	22.901		233,3	11:41'57.449
2	26.996	24.333	27.531	22.572	1'41.432	232,8	11:43'38.881
3	26.829	24.157	27.597	23.025	1'41.608	232,8	11:45'20.489
4	26.709	24.125	27.403	22.945	1'41.182	233,3	11:47'01.671
5	26.841	24.284	27.928	36.500	1'55.553P	233,3	11:48'57.224
6	6'27.728	24.719	28.082	22.883	7'43.412P	229,3	11:56'40.636
7	26.799	24.036	27.571	22.566	1'40.972	231,3	11:58'21.608
8	**26.614**	24.002	27.533	22.568	1'40.717	232,3	12:00'02.325
9	26.628	24.040	27.547	22.596	1'40.811	231,8	12:01'43.136
10	29.910	24.876	28.086	25.929	1'48.801C	**233,8**	12:03'31.937
11	26.705	**23.840**	**27.303**	**22.447**	**1'40.295**	**233,8**	12:05'12.232

14° 55 M. ROCCOLI (1'40.387)

Lap	Seg.1	Seg.2	Seg.3	Seg.4	Lap Time	km/h	Local Time
1		29.539	33.467	23.900		194,2	11:42'08.866
2	27.126	24.397	36.404	23.999	1'51.926	111,9	11:44'00.792
3	26.570	24.059	27.458	22.459	1'40.546	231,3	11:45'41.338
4	26.740	24.189	27.650	4'53.354	6'11.933P	230,8	11:51'53.271
5	43.621	24.968	28.346	24.165	2'01.100P	223,1	11:53'54.371
6	27.369	24.191	27.537	4'31.161	5'50.258P	231,3	11:59'44.629
7	42.944	26.733	28.467	22.756	2'00.900P	231,3	12:01'45.529
8	**26.400**	24.145	27.847	28.184	1'46.576	229,3	12:03'32.105
9	26.680	**23.960**	**27.383**	**22.364**	**1'40.387**	**233,3**	12:05'12.492

15° 94 C. PEROLARI (1'40.531)

Lap	Seg.1	Seg.2	Seg.3	Seg.4	Lap Time	km/h	Local Time
1		28.239	30.561	23.410		230,3	11:42'11.171
2	26.876	24.195	27.535	22.633	1'41.239	234,8	11:43'52.410
3	26.788	24.053	27.483	22.489	1'40.813	234,8	11:45'33.223
4	27.035	23.993	27.655	23.222	1'41.905	**235,8**	11:47'15.128
5	28.010	25.229	28.314	34.549	1'56.102CP	235,3	11:49'11.230
6	7'15.946	28.268	37.128	24.309	8'45.651P	165,6	11:57'56.881
7	26.723	23.952	**27.432**	**22.424**	**1'40.531**	234,3	11:59'37.412
8	26.653	23.972	27.788	22.468	1'40.881	233,8	12:01'18.293
9	26.660	**23.836**	27.555	22.548	1'40.599	233,8	12:02'58.892
10	29.679	25.165	28.308	22.911	1'46.063	232,3	12:04'44.955
11	**26.584**	23.913	27.635	22.596	1'40.728	235,3	12:06'25.683

16° 27 M. CASADEI (1'40.726)

Lap	Seg.1	Seg.2	Seg.3	Seg.4	Lap Time	km/h	Local Time
1							11:39'47.475
2	54.918	28.761	33.151	23.820	2'20.650P	183,7	11:42'08.125
3	27.177	24.082	28.016	22.434	1'41.709	233,3	11:43'49.834
4	31.274	25.548	27.814	22.750	1'47.386	232,8	11:45'37.220
5	26.873	24.014	27.881	22.423	1'41.191	232,8	11:47'18.411
6	27.102	24.176	29.200	4'23.101	5'43.579P	224,1	11:53'01.990
7	46.208	26.402	28.492	22.961	2'04.063P	227,4	11:55'06.053
8	26.793	24.061	27.925	24.794	1'43.573	232,8	11:56'49.626
9	27.125	24.106	28.346	2'41.777	4'01.354P	231,8	12:00'50.980
10	51.909	30.199	30.825	22.608	2'15.541P	186,9	12:03'06.521
11			**27.651**	22.694	1'41.139	233,8	12:04'47.660
12	**26.699**	**23.877**	27.740	**22.410**	**1'40.726**	**234,8**	12:06'28.386

17° 22 F. FULIGNI (1'40.811)

Lap	Seg.1	Seg.2	Seg.3	Seg.4	Lap Time	km/h	Local Time
1							11:40'01.922
2	51.150	29.120	31.139	26.948	2'18.357P	222,7	11:42'20.279
3	27.233	24.379	28.282	23.059	1'42.953	228,8	11:44'03.232
4	26.887	24.244	27.913	22.734	1'41.778	231,3	11:45'45.010
5	26.801	24.188	27.845	22.779	1'41.613	232,3	11:47'26.623
6	26.772	24.154	27.848	22.610	1'41.384	232,3	11:49'08.007
7	26.571	24.302	27.878	22.740	1'41.491	230,8	11:50'49.498
8	27.539	24.455	28.359	4'54.517	6'14.870P	230,3	11:57'04.368
9	46.702	25.135	28.621	22.942	2'03.400P	229,8	11:59'07.768
10	26.711	24.244	28.028	22.584	1'41.567	231,3	12:00'49.335
11	26.560	24.284	27.837	**22.532**	1'41.213	231,3	12:02'30.548
12	26.465	**24.122**	27.771	22.647	1'41.005	231,8	12:04'11.553
13	**26.430**	24.127	**27.705**	22.549	**1'40.811**	**233,3**	12:05'52.364

18° 47 R. HARTOG (1'40.893)

Lap	Seg.1	Seg.2	Seg.3	Seg.4	Lap Time	km/h	Local Time
1		25.829	29.072	23.384		**231,8**	11:41'58.863
2	27.015	24.418	28.056	22.902	1'42.391	229,8	11:43'41.254
3	27.037	24.304	27.928	22.590	1'41.859	228,3	11:45'23.113
4	28.490	24.464	28.462	2'27.887	3'49.303P	225,9	11:49'12.416
5	43.530	24.813	27.962	23.011	1'59.316P	226,9	11:51'11.732
6	26.993	24.712	27.853	22.826	1'42.384	227,8	11:52'54.116
7	26.594	**24.244**	27.774	22.546	1'41.158	227,8	11:54'35.274
8	26.701	25.540	28.477	1'55.242	3'15.960P	225,9	11:57'51.234
9	43.801	25.990	28.291	23.744	2'01.826P	228,3	11:59'53.060
10	26.751	24.505	27.835	23.006	1'42.097	227,4	12:01'35.157
11	26.731	26.301	27.790	22.597	1'43.419	**231,8**	12:03'18.576

22/06/2019 P = Pits In/Out - C = Lap Time Cancelled

These data/results cannot be reproduced, stored and/or transmitted in whole or in part by any manner of electronic, mechanical, photocopying, recording, broadcasting or otherwise now known or herein after developed without the previous express consent by the copyright owner, except for reproduction in daily press and regular printed publications on sale to the public within 60 days of the event related to those data/results and always provided that copyright symbol appears together as follows below.
© DORNA WSBK ORGANIZATION Srl 2019

PIRELLI Official Tyre Supplier
TISSOT SWISS WATCHES SINCE 1853 Official Timekeeper

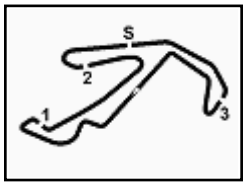

Pata Riviera di Rimini Round, 21-23 June 2019
Chronological Analysis Tissot Superpole

Misano Circuit Sic 58 4.226 m

12	**26.481**	24.281	27.831	**22.424**	1'41.017	230,3	12:04'59.593
13	26.561	24.261	**27.535**	22.536	**1'40.893**	229,8	12:06'40.486

19° 74 J. VAN SIKKELERUS (1'40.905)

Lap	Seg.1	Seg.2	Seg.3	Seg.4	Lap Time	km/h	Local Time
1		25.776	29.098	24.029		225,5	11:42'02.288
2	27.412	24.486	27.921	22.620	1'42.439	231,3	11:43'44.727
3	27.094	24.333	27.952	22.779	1'42.158	230,3	11:45'26.885
4	26.899	24.299	27.999	22.695	1'41.892	228,3	11:47'08.777
5	27.150	24.604	28.102	33.369	1'53.225P	227,4	11:49'02.002
6	5'45.973	28.945	27.910	22.533	7'05.361P	229,8	11:56'07.363
7	29.429	25.109	28.152	23.480	1'46.170	**235,8**	11:57'53.533
8	31.403	29.722	27.743	**22.468**	1'51.336	231,8	11:59'44.869
9	26.666	24.163	**27.595**	22.481	**1'40.905**	229,8	12:01'25.774
10	**26.538**	24.146	27.719	22.583	1'40.986	231,3	12:03'06.760
11	26.873	28.146	27.980	22.969	1'45.968	230,3	12:04'52.728
12	26.813	**24.107**	27.617	22.500	1'41.037	230,8	12:06'33.765

20° 56 P. SEBESTYEN (1'40.918)

Lap	Seg.1	Seg.2	Seg.3	Seg.4	Lap Time	km/h	Local Time
1		25.134	28.456	22.713		**234,3**	11:41'55.933
2	27.051	24.447	27.659	22.668	1'41.825	230,8	11:43'37.758
3	26.776	24.152	27.647	**22.499**	1'41.074	229,8	11:45'18.832
4	26.744	24.309	**27.601**	22.645	1'41.299	229,8	11:47'00.131
5	**26.566**	**24.079**	27.615	22.658	**1'40.918**	230,3	11:48'41.049
6	27.155	24.620	28.185	40.257	2'00.217P	226,4	11:50'41.266
7	5'10.866	34.583	31.056	23.217	6'39.722P	212,2	11:57'20.988

21° 95 J. DANILO (1'40.938)

Lap	Seg.1	Seg.2	Seg.3	Seg.4	Lap Time	km/h	Local Time
1		25.864	28.653	24.066		228,8	11:42'00.781
2	27.146	24.533	27.885	22.479	1'42.043	229,3	11:43'42.824
3	26.640	**24.208**	27.815	22.412	1'41.075	231,3	11:45'23.899
4	30.995	24.611	28.336	38.520	2'02.462CP	231,3	11:47'26.361
5	3'55.017	28.045	31.689	22.592	5'17.343CP	198,2	11:52'43.704
6	26.562	24.305	27.916	22.424	1'41.207	228,3	11:54'24.911
7	26.515	24.291	27.868	22.426	1'41.100	228,8	11:56'06.011
8	30.096	24.721	28.245	35.910	1'58.972CP	**231,8**	11:58'04.983
9	2'08.816	24.960	27.823	22.668	3'24.267P	228,3	12:01'29.250
10	**26.490**	24.299	27.831	22.460	1'41.080	229,8	12:03'10.330
11	26.595	24.271	27.762	**22.310**	**1'40.938**	230,8	12:04'51.268
12	26.528	24.286	**27.564**	22.567	1'40.945	231,3	12:06'32.213

22° 33 K. MANFREDI (1'41.080)

Lap	Seg.1	Seg.2	Seg.3	Seg.4	Lap Time	km/h	Local Time
1		25.188	28.202	22.628		**233,3**	11:41'54.377
2	26.769	24.195	28.005	22.489	1'41.458	228,3	11:43'35.835
3	34.232	26.421	30.697	1'55.564	3'26.914P	186,9	11:47'02.749
4	43.487	24.479	30.070	23.080	2'01.116P	208,1	11:49'03.865
5	26.971	24.342	28.139	22.727	1'42.179	226,4	11:50'46.044
6	33.142	27.275	30.732	3'32.167	5'03.316CP	210,5	11:55'49.360
7	46.287	26.001	28.266	23.438	2'03.992P	230,3	11:57'53.352
8	26.848	24.291	27.761	22.647	1'41.547	226,9	11:59'34.899
9	26.745	24.349	27.824	22.512	1'41.430	226,4	12:01'16.329
10	32.432	26.381	27.682	22.378	1'48.873C	228,8	12:03'05.202
11	**26.641**	24.277	27.981	**22.466**	1'41.365	227,8	12:04'46.567
12	26.741	**24.090**	**27.670**	22.579	**1'41.080**	229,3	12:06'27.647

23° 20 F. FULIGNI (1'41.405)

Lap	Seg.1	Seg.2	Seg.3	Seg.4	Lap Time	km/h	Local Time
1							11:39'49.838
2	52.844	25.739	28.805	23.888	2'11.276P	**233,8**	11:42'01.114
3	27.254	24.558	27.907	22.975	1'42.694	231,3	11:43'43.808
4	27.098	24.403	28.133	22.820	1'42.454	230,3	11:45'26.262
5	27.058	24.512	28.005	22.850	1'42.425	229,3	11:47'08.687
6	27.056	24.476	28.034	22.814	1'42.380	229,8	11:48'51.067
7	27.736	25.204	28.180	2'45.931	4'07.051P	230,3	11:52'58.118
8	49.306	27.806	28.262	23.016	2'08.390P	231,3	11:55'06.508
9	26.908	24.409	27.903	22.683	1'41.903	231,3	11:56'48.411
10	**26.769**	24.646	29.827	23.972	1'45.214	232,3	11:58'33.625
11	26.803	**24.215**	27.851	**22.536**	**1'41.405**	**233,8**	12:00'15.030
12	26.969	24.373	**27.822**	22.773	1'41.937	**233,8**	12:01'56.967
13	26.958	24.319	28.004	22.729	1'42.010	230,3	12:03'38.977
14	27.058	24.386	28.603	22.719	1'42.766	230,3	12:05'21.743

24° 84 L. CRESSON (1'41.480)

Lap	Seg.1	Seg.2	Seg.3	Seg.4	Lap Time	km/h	Local Time
1		25.335	28.555	22.987		229,3	11:42'25.914
2	27.229	24.562	28.187	22.791	1'42.769	232,3	11:44'08.683
3	27.409	24.409	28.111	22.790	1'42.719	231,8	11:45'51.402
4	27.053	24.333	28.235	22.756	1'42.377	231,8	11:47'33.779
5	27.148	24.228	27.849	22.812	1'42.037	234,3	11:49'15.816
6	27.073	24.303	28.147	22.708	1'42.231	231,8	11:50'58.047
7	28.910	24.679	28.358	35.631	1'57.578P	232,8	11:52'55.625
8	4'13.303	26.844	34.589	22.903	5'37.639P	194,9	11:58'33.264
9	**26.882**	24.239	**27.708**	22.651	**1'41.480**	233,3	12:00'14.744
10	26.989	24.116	27.925	22.577	1'41.607	233,8	12:01'56.351
11	27.074	**24.105**	29.015	**22.543**	1'42.737	**236,3**	12:03'39.088
12	27.128	24.294	28.026	22.658	1'42.106	235,8	12:05'21.194

25° 10 N. CALERO (1'41.637)

Lap	Seg.1	Seg.2	Seg.3	Seg.4	Lap Time	km/h	Local Time
1		28.672	30.757	24.381		232,3	11:42'12.951
2	26.925	24.502	**27.587**	**22.700**	1'41.714	**232,8**	11:43'54.665
3	27.081	25.344	27.915	22.922	1'43.262	229,8	11:45'37.927
4	26.833	24.226	27.793	22.785	**1'41.637**	230,8	11:47'19.564
5	27.487	24.409	29.522	23.008	1'44.426	205,7	11:49'03.990
6	27.053	24.334	28.239	22.720	1'42.346	228,8	11:50'46.336
7	32.213	30.628	29.537	42.264	2'14.642P	222,2	11:53'00.978
8	2'51.381	33.466	32.231	23.155	4'20.233P	191,8	11:57'21.211
9	**26.700**	**24.202**	28.331	22.881	1'42.114	227,4	11:59'03.325
10	28.211	26.500	29.162	22.816	1'46.689	229,8	12:00'50.014
11	26.976	24.330	27.976	22.749	1'42.031	229,3	12:02'32.045
12	29.041	28.092	32.896	23.568	1'53.597	182,1	12:04'25.642
13	27.387	24.502	28.399	23.133	1'43.421	226,9	12:06'09.063

26° 30 G. VAN STRAALEN (1'41.736)

Lap	Seg.1	Seg.2	Seg.3	Seg.4	Lap Time	km/h	Local Time
1		25.847	28.984	23.641		228,8	11:42'01.473
2	27.473	24.614	28.557	23.410	1'44.054	229,3	11:43'45.527
3	27.380	24.576	28.007	23.109	1'43.072	229,3	11:45'28.599
4	27.183	24.444	27.963	22.928	1'42.518	228,8	11:47'11.117
5	27.419	24.665	28.082	23.364	1'43.530	**232,8**	11:48'54.647
6	27.569	24.771	28.080	23.266	1'43.686	229,3	11:50'38.333
7	27.658	26.113	28.244	24.363	7'14.115	229,8	11:57'52.448
8	27.516	24.879	28.451	22.978	1'43.824	231,3	11:59'36.272
9	27.099	24.448	28.163	22.937	1'42.647	229,3	12:01'18.919
10	**26.820**	**24.314**	**27.773**	**22.829**	**1'41.736**	228,8	12:03'00.655
11	26.970	24.567	28.331	22.900	1'42.768	228,3	12:04'43.423
12	26.923	24.456	28.159	23.427	1'42.965	231,8	12:06'26.388

27° 4 C. STANGE (1'42.014)

Lap	Seg.1	Seg.2	Seg.3	Seg.4	Lap Time	km/h	Local Time
1		25.568	28.461	22.913		228,8	11:41'55.651
2	27.155	24.818	**27.818**	**22.803**	1'42.594	229,8	11:43'38.245

22/06/2019 P = Pits In/Out - C = Lap Time Cancelled

These data/results cannot be reproduced, stored and/or transmitted in whole or in part by any manner of electronic, mechanical, photocopying, recording, broadcasting or otherwise now known or herein after developed without the previous express consent by the copyright owner, except for reproduction in daily press and regular printed publications on sale to the public within 60 days of the event related to those data/results and always provided that copyright symbol appears together as follows below.
© DORNA WSBK ORGANIZATION Srl 2019

PIRELLI
Official Tyre Supplier
TISSOT
SWISS WATCHES SINCE 1853
Official Timekeeper

SUPERSPORT FIM WORLD CHAMPIONSHIP

4.4

WorldSSP
102/07

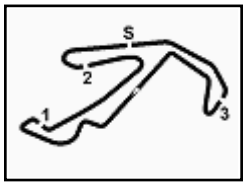

Pata Riviera di Rimini Round, 21-23 June 2019

Chronological Analysis Tissot Superpole

Misano Circuit Sic 58 4.226 m

3	27.001	24.549	27.978	23.105	1'42.633	**231,3**	11:45'20.878
4	26.981	24.861	28.082	34.258	1'54.182P	226,4	11:47'15.060
5	7'09.446	26.954	29.479	23.494	8'29.373P	214,7	11:55'44.433
6	35.951	28.650	29.512	23.188	1'57.301	220,0	11:57'41.734
7	27.166	24.721	27.938	22.850	1'42.675	225,9	11:59'24.409
8	**26.829**	24.518	27.859	22.808	**1'42.014**	225,5	12:01'06.423
9	26.966	**24.459**	27.932	22.940	1'42.297	225,5	12:02'48.720

28° 26 P. HOBELSBERGER (1'42.402)

Lap	Seg.1	Seg.2	Seg.3	Seg.4	Lap Time	km/h	Local Time
1		27.440	30.014	24.176		224,5	11:42'05.679
2	27.692	24.899	28.161	23.279	1'44.031	227,8	11:43'49.710
3	27.282	24.660	27.972	23.036	1'42.950	229,8	11:45'32.660
4	28.034	24.513	28.035	2'10.537	3'31.119P	229,8	11:49'03.779
5	45.345	25.281	28.596	23.395	2'02.617P	227,4	11:51'06.396
6	27.219	24.502	**27.753**	**22.928**	**1'42.402**	229,8	11:52'48.798
7	27.214	**24.449**	27.947	22.942	1'42.552	229,8	11:54'31.350
8	27.577	24.975	28.568	3'52.649	5'13.769P	228,8	11:59'45.119
9	47.301	25.934	28.821	23.359	2'05.415P	227,4	12:01'50.534
10	27.195	24.655	28.108	23.055	1'43.013	228,3	12:03'33.547
11	**27.114**	33.846	28.735	23.406	1'53.101	**230,8**	12:05'26.648

29° 6 M. HERRERA (1'42.489)

Lap	Seg.1	Seg.2	Seg.3	Seg.4	Lap Time	km/h	Local Time
1		27.140	37.555	23.714		215,1	11:42'13.594
2	27.432	25.070	28.673	23.102	1'44.277	231,8	11:43'57.871
3	27.302	24.490	28.461	22.897	1'43.150	230,3	11:45'41.021
4	27.698	**24.385**	28.253	22.908	1'43.244	232,8	11:47'24.265
5	32.925	25.835	29.605	43.993	2'12.358CP	227,8	11:49'36.623
6	5'11.983	29.127	28.569	23.043	6'32.722P	231,3	11:56'09.345
7	27.427	24.405	28.294	23.081	1'43.207	**234,8**	11:57'52.552
8	27.840	24.646	28.911	22.779	1'44.176	232,3	11:59'36.728
9	**27.001**	24.588	**28.249**	**22.651**	**1'42.489**	233,3	12:01'19.217
10	27.865	24.940	28.555	22.715	1'44.075	231,8	12:03'03.292
11	27.116	40.591	31.059	26.838	2'05.604	220,9	12:05'08.896

30° 13 R. ROLFO (1'42.755)

Lap	Seg.1	Seg.2	Seg.3	Seg.4	Lap Time	km/h	Local Time
1		26.795	29.396	24.279		225,5	11:42'01.449
2	28.058	25.237	28.450	23.229	1'44.974	226,9	11:43'46.423
3	27.416	24.768	28.763	23.134	1'44.081	227,4	11:45'30.504
4	27.582	24.906	28.367	23.036	1'43.891	**228,3**	11:47'14.395
5	27.410	24.632	28.286	23.051	1'43.379	226,4	11:48'57.774
6	27.458	24.774	28.791	2'49.225	4'10.248P	225,5	11:53'08.022
7	45.184	26.920	28.879	23.227	2'04.210P	225,0	11:55'12.232
8	27.329	24.822	28.216	23.094	1'43.461	225,9	11:56'55.693
9	28.901	29.193	28.559	23.001	1'49.654	225,5	11:58'45.347
10	27.340	24.850	28.305	22.965	1'43.460	225,0	12:00'28.807
11	30.805	24.629	28.146	22.958	1'46.538	225,9	12:02'15.345
12	**27.077**	**24.607**	**28.055**	23.016	**1'42.755**	**228,3**	12:03'58.100
13	27.203	24.662	28.247	**22.906**	1'43.018	225,5	12:05'41.118

31° 65 M. CANDUCCI (1'42.767)

Lap	Seg.1	Seg.2	Seg.3	Seg.4	Lap Time	km/h	Local Time
1		25.349	29.149	23.237		220,9	11:41'58.073
2	27.275	24.661	28.092	22.848	1'42.876	226,9	11:43'40.949
3	27.162	24.886	**27.993**	**22.726**	**1'42.767**	**228,8**	11:45'23.716
4	30.106	25.169	28.391	23.213	1'46.879	225,0	11:47'10.595
5	27.543	24.791	28.201	23.392	1'43.927	226,4	11:48'54.522
6	27.279	24.781	28.185	23.048	1'43.293	225,9	11:50'37.815
7	27.984	25.075	29.405	3'32.939	4'55.403P	221,3	11:55'33.218
8	49.609	28.660	35.472	25.223	2'18.964P	167,2	11:57'52.182
9	27.551	24.922	28.328	22.960	1'43.761	225,9	11:59'35.943
10	**27.092**	**24.612**	28.628	22.854	1'43.186	225,5	12:01'19.129
11	27.753	24.873	28.457	23.090	1'44.173	225,5	12:03'03.302
12	27.647	24.869	28.803	23.197	1'44.516	227,8	12:04'47.818
13	27.575	24.623	28.184	23.047	1'43.429	**228,8**	12:06'31.247

32° 53 G. SCONZA (1'43.203)

Lap	Seg.1	Seg.2	Seg.3	Seg.4	Lap Time	km/h	Local Time
1		26.163	29.128	24.012		224,5	11:41'59.327
2	28.392	25.210	28.532	23.246	1'45.380	225,0	11:43'44.707
3	27.709	25.395	28.976	23.477	1'45.557	221,8	11:45'30.264
4	27.527	25.095	28.723	23.638	1'44.983	223,6	11:47'15.247
5	33.275	26.358	29.297	36.190	2'05.120CP	222,7	11:49'20.367
6	5'04.293	26.417	29.329	23.498	6'23.537P	215,6	11:55'43.904
7	27.417	35.502	32.279	23.304	1'58.502	207,7	11:57'42.406
8	27.258	24.776	28.202	23.248	1'43.484	224,5	11:59'25.890
9	**27.051**	24.805	28.189	23.158	**1'43.203**	224,5	12:01'09.093
10	27.203	**24.765**	**28.174**	23.167	1'43.309	**225,5**	12:02'52.402
11	29.570	25.509	29.164	25.706	1'49.949C	220,9	12:04'42.351
12	27.298	24.916	28.262	**23.119**	1'43.595	224,5	12:06'25.946

33° 40 A. GYORFI (1'44.168)

Lap	Seg.1	Seg.2	Seg.3	Seg.4	Lap Time	km/h	Local Time
1		27.083	29.831	23.986		223,1	11:42'05.874
2	28.066	25.097	28.816	23.395	1'45.374	226,9	11:43'51.248
3	28.468	25.287	28.936	24.905	1'47.596	225,5	11:45'38.844
4	30.355	25.102	28.945	23.986	1'48.388	225,5	11:47'27.232
5	**27.522**	25.764	30.351	26.089	1'49.726	223,1	11:49'16.958
6	27.874	24.832	28.893	23.347	1'44.946	225,5	11:51'01.904
7	28.785	25.239	32.423	37.563	2'04.010P	162,2	11:53'05.914
8	3'17.527	28.333	35.467	27.461	4'48.788P	154,3	11:57'54.702
9	29.474	28.415	30.893	23.804	1'52.586	187,5	11:59'47.288
10	27.599	24.956	28.749	23.823	1'45.127	**228,3**	12:01'32.415
11	27.702	26.469	32.427	24.598	1'51.196	223,1	12:03'23.611
12	27.640	**24.752**	**28.568**	**23.208**	**1'44.168**	227,4	12:05'07.779

22/06/2019 P = Pits In/Out - C = Lap Time Cancelled

These data/results cannot be reproduced, stored and/or transmitted in whole or in part by any manner of electronic, mechanical, photocopying, recording, broadcasting or otherwise now known or herein after developed without the previous express consent by the copyright owner, except for reproduction in daily press and regular printed publications on sale to the public within 60 days of the event related to those data/results and always provided that copyright symbol appears together as follows below.
© DORNA WSBK ORGANIZATION Srl 2019

PIRELLI Official Tyre Supplier
TISSOT SWISS WATCHES SINCE 1853 Official Timekeeper