



Pata Riviera di Rimini Round, 21-23 June 2019

Results Warm Up

Misano Circuit Sic 58 4.226 m

1 / 2

No.	Rider	Nat	Team	Bike	Class	Time	Gap	Rel.	Laps	Speed	
										Avg	Max
1	21 R. KRUMMENACHER	SUI	BARDAHL Evan Bros. WorldSSP Team	Yamaha YZF R6		1'39.333			8	153,158	238,4
2	64 F. CARICASULO	ITA	BARDAHL Evan Bros. WorldSSP Team	Yamaha YZF R6		1'39.369	0.036	0.036	9	153,102	242,7
3	44 L. MAHIAS	FRA	Kawasaki Puccetti Racing	Kawasaki ZX-6R		1'39.675	0.342	0.306	8	152,632	234,8
4	16 J. CLUZEL	FRA	GMT94 YAMAHA	Yamaha YZF R6		1'39.804	0.471	0.129	8	152,435	238,4
5	3 R. DE ROSA	ITA	MV AGUSTA Reparto Corse	MV Agusta F3 675		1'40.030	0.697	0.226	8	152,090	237,4
6	94 C. PEROLARI	FRA	GMT94 YAMAHA	Yamaha YZF R6		1'40.192	0.859	0.162	6	151,844	235,8
7	60 L. GABELLINI	ITA	GOMMA Racing	Yamaha YZF R6		1'40.300	0.967	0.108	8	151,681	237,4
8	36 T. GRADINGER	AUT	Kallio Racing	Yamaha YZF R6		1'40.406	1.073	0.106	8	151,521	240,0
9	32 I. VINALES	ESP	Kallio Racing	Yamaha YZF R6		1'40.444	1.111	0.038	8	151,464	238,9
10	78 H. OKUBO	JPN	Kawasaki Puccetti Racing	Kawasaki ZX-6R		1'40.490	1.157	0.046	8	151,394	235,8
11	6 M. HERRERA	ESP	MS Racing	Yamaha YZF R6		1'40.507	1.174	0.017	4	151,369	237,9
12	27 M. CASADEI	ITA	BARDAHL Evan Bros. WorldSSP Team	Yamaha YZF R6		1'40.551	1.218	0.044	8	151,302	238,4
13	33 K. MANFREDI	ITA	Team Rosso e Nero	Yamaha YZF R6		1'40.570	1.237	0.019	7	151,274	236,8
14	55 M. ROCCOLI	ITA	Team Rosso Corsa	Yamaha YZF R6		1'40.576	1.243	0.006	8	151,265	233,8
15	86 A. BADOVINI	ITA	Team Pedercini Racing	Kawasaki ZX-6R		1'40.618	1.285	0.042	8	151,202	235,3
16	47 R. HARTOG	NED	Team Hartog - Against Cancer	Kawasaki ZX-6R		1'40.715	1.382	0.097	8	151,056	231,8
17	12 L. OTTAVIANI	ITA	SGM Tecnic	Yamaha YZF R6		1'40.959	1.626	0.244	8	150,691	232,3
18	56 P. SEBESTYEN	HUN	CIA Landlord Insurance Honda	Honda CBR600RR		1'41.070	1.737	0.111	8	150,525	235,8
19	11 K. SMITH	GBR	Team Pedercini Racing	Kawasaki ZX-6R	ESS	1'41.079	1.746	0.009	8	150,512	235,3
20	22 F. FULIGNI	ITA	MV AGUSTA Reparto Corse	MV Agusta F3 675		1'41.096	1.763	0.017	9	150,487	235,3
21	38 H. SOOMER	EST	MPM WILSport Racedays	Honda CBR600RR		1'41.396	2.063	0.300	6	150,041	235,8
22	30 G. VAN STRAALLEN	NED	EAB Racing Team	Kawasaki ZX-6R		1'41.480	2.147	0.084	8	149,917	232,8
23	84 L. CRESSON	BEL	Kallio Racing	Yamaha YZF R6		1'41.619	2.286	0.139	6	149,712	238,4
24	74 J. VAN SIKKELERUS	NED	MPM WILSport Racedays	Honda CBR600RR		1'41.708	2.375	0.089	8	149,581	234,8
25	20 F. FULIGNI	ITA	Team Rosso e Nero	Yamaha YZF R6		1'42.040	2.707	0.332	9	149,094	241,1
26	10 N. CALERO	ESP	Orelac Racing VerdNatura	Kawasaki ZX-6R		1'42.559	3.226	0.519	8	148,340	233,3
27	4 C. STANGE	GER	GEMAR - Ciociaria Corse WorldSSP Team	Honda CBR600RR		1'42.826	3.493	0.267	6	147,955	231,8
28	13 R. ROLFO	ITA	Team GREEN SPEED	Kawasaki ZX-6R		1'43.203	3.870	0.377	8	147,414	231,3
29	65 M. CANDUCCI	ITA	DK MOTORSPORT	Yamaha YZF R6	ESS	1'43.335	4.002	0.132	7	147,226	229,3
30	53 G. SCONZA	ITA	GEMAR - Ciociaria Corse WorldSSP Team	Honda CBR600RR		1'43.561	4.228	0.226	8	146,905	231,8
31	26 P. HOBELSBERGER	GER	Hobelsberger Racing	Yamaha YZF R6		1'43.633	4.300	0.072	6	146,803	229,8
32	95 J. DANILO	FRA	CIA Landlord Insurance Honda	Honda CBR600RR		1'43.848	4.515	0.215	2	146,499	238,9
33	40 A. GYORFI	HUN	Team Toth	Yamaha YZF R6		1'44.720	5.387	0.872	8	145,279	229,8

Qualifying Lap Time (107% of 1'39.333): 1'46.287

AIR	Humidity:	73%	Temp:	23°C
TRACK	Condition:	Dry	Temp:	28°C

Records	Pole (QP)	2015	J.Cluzel	1'37.482	156,070	Km/h
	Race (RC)	2018	S.Cortese	1'38.193	154,940	Km/h
	All Times (QP)	2015	J.Cluzel	1'37.482	156,070	Km/h

Start 23/06/2019 09:25 End 09:41 The results are provisional until the end of the time limit for protests and appeals and the completion of the technical checks.

These data/results cannot be reproduced, stored and/or transmitted in whole or in part by any manner of electronic, mechanical, photocopying, recording, broadcasting or otherwise now known or herein after developed without the previous express consent by the copyright owner, except for reproduction in daily press and regular printed publications on sale to the public within 60 days of the event related to those data/results and always provided that copyright symbol appears together as follows below.

© DORNA WSBK ORGANIZATION Srl 2019



Pata Riviera di Rimini Round, 21-23 June 2019

Results Warm Up

Misano Circuit Sic 58 4.226 m

2 / 2

Session Highlights

Local Time	No. Rider	Description
09.25.00		Start
09.25.05		WorldSSP Pit Intervention Time: 1min 21secs
09.28.29	94 C. PEROLARI	Stop - Technical Problem
09.28.43	33 K. MANFREDI	Current Lap Cancelled - Exceeded Track Limits - Turn 1
09.30.41	20 F. FULIGNI	Lap Cancelled (1'43.648) - Exceeded Track Limits - Turn 11
09.31.03	95 J. DANILO	Current Lap Cancelled - Exceeded Track Limits - Turn 1
09.31.19	95 J. DANILO	Technical Problem - Turn 1
09.34.21	6 M. HERRERA	Crashed - Turn 4
09.35.22	33 K. MANFREDI	Current Lap Cancelled - Exceeded Track Limits - Turn 1
09.36.06	12 L. OTTAVIANI	Current Lap Cancelled - Exceeded Track Limits - Turn 1
09.36.32	44 L. MAHIAS	Lap Cancelled (1'39.770) - Exceeded Track Limits - Turn 16
09.37.40	74 J. VAN SIKKELERUS	Current Lap Cancelled - Exceeded Track Limits - Turn 1
09.41.50		End Of Session

Fastest Laps Sequence

No.	Rider	Nat	Team	Bike	Local Time	Time	Gap	Avg
21	R. KRUMMENACHER	SUI	BARDAHL Evan Bros. WorldSSP Team	Yamaha YZF R6	09:28'31.005	1'40.099		151,986
21	R. KRUMMENACHER	SUI	BARDAHL Evan Bros. WorldSSP Team	Yamaha YZF R6	09:31'50.599	1'39.414	-0.685	153,033
64	F. CARICASULO	ITA	BARDAHL Evan Bros. WorldSSP Team	Yamaha YZF R6	09:38'17.252	1'39.376	-0.038	153,091
21	R. KRUMMENACHER	SUI	BARDAHL Evan Bros. WorldSSP Team	Yamaha YZF R6	09:40'13.113	1'39.333	-0.043	153,158

Start 09:25 End 09:41 The results are provisional until the end of the time limit for protests and appeals and the completion of the technical checks.

These data/results cannot be reproduced, stored and/or transmitted in whole or in part by any manner of electronic, mechanical, photocopying, recording, broadcasting or otherwise now known or herein after developed without the previous express consent by the copyright owner, except for reproduction in daily press and regular printed publications on sale to the public within 60 days of the event related to those data/results and always provided that copyright symbol appears together as follows below.

© DORNA WSBK ORGANIZATION Srl 2019

Pata Riviera di Rimini Round, 21-23 June 2019

Best Sectors & Speed Warm Up

Misano Circuit Sic 58 4.226 m

BEST LAP		
1	21 R. KRUMMENACHER	Yamaha YZF R6 1'39.333
2	64 F. CARICASULO	Yamaha YZF R6 1'39.369
3	44 L. MAHIAS	Kawasaki ZX-6R 1'39.675
4	16 J. CLUZEL	Yamaha YZF R6 1'39.804
5	3 R. DE ROSA	MV Agusta F3 675 1'40.030
6	94 C. PEROLARI	Yamaha YZF R6 1'40.192
7	60 L. GABELLINI	Yamaha YZF R6 1'40.300
8	36 T. GRADINGER	Yamaha YZF R6 1'40.406
9	32 I. VINALES	Yamaha YZF R6 1'40.444
10	78 H. OKUBO	Kawasaki ZX-6R 1'40.490
11	6 M. HERRERA	Yamaha YZF R6 1'40.507
12	27 M. CASADEI	Yamaha YZF R6 1'40.551
13	33 K. MANFREDI	Yamaha YZF R6 1'40.570
14	55 M. ROCCOLI	Yamaha YZF R6 1'40.576
15	86 A. BADOVINI	Kawasaki ZX-6R 1'40.618
16	47 R. HARTOG	Kawasaki ZX-6R 1'40.715
17	12 L. OTTAVIANI	Yamaha YZF R6 1'40.959
18	56 P. SEBESTYEN	Honda CBR600RR 1'41.070
19	11 K. SMITH	Kawasaki ZX-6R 1'41.079
20	22 F. FULIGNI	MV Agusta F3 675 1'41.096
21	38 H. SOOMER	Honda CBR600RR 1'41.396
22	30 G. VAN STRAALLEN	Kawasaki ZX-6R 1'41.480
23	84 L. CRESSON	Yamaha YZF R6 1'41.619
24	74 J. VAN SIKKELERUS	Honda CBR600RR 1'41.708
25	20 F. FULIGNI	Yamaha YZF R6 1'42.040
26	10 N. CALERO	Kawasaki ZX-6R 1'42.559
27	4 C. STANGE	Honda CBR600RR 1'42.826
28	13 R. ROLFO	Kawasaki ZX-6R 1'43.203
29	65 M. CANDUCCI	Yamaha YZF R6 1'43.335
30	53 G. SCONZA	Honda CBR600RR 1'43.561
31	26 P. HOBELBERGER	Yamaha YZF R6 1'43.633
32	95 J. DANILO	Honda CBR600RR 1'43.848
33	40 A. GYORFI	Yamaha YZF R6 1'44.720

SPEED		
1	64 F. CARICASULO	Yamaha YZF R6 242.7
2	20 F. FULIGNI	Yamaha YZF R6 241.1
3	36 T. GRADINGER	Yamaha YZF R6 240.0
4	95 J. DANILO	Honda CBR600RR 238.9
5	32 I. VINALES	Yamaha YZF R6 238.9
6	21 R. KRUMMENACHER	Yamaha YZF R6 238.4
7	84 L. CRESSON	Yamaha YZF R6 238.4
8	27 M. CASADEI	Yamaha YZF R6 238.4
9	16 J. CLUZEL	Yamaha YZF R6 238.4
10	6 M. HERRERA	Yamaha YZF R6 237.9
11	60 L. GABELLINI	Yamaha YZF R6 237.4
12	3 R. DE ROSA	MV Agusta F3 675 237.4
13	33 K. MANFREDI	Yamaha YZF R6 236.8
14	94 C. PEROLARI	Yamaha YZF R6 235.8
15	56 P. SEBESTYEN	Honda CBR600RR 235.8
16	38 H. SOOMER	Honda CBR600RR 235.8
17	78 H. OKUBO	Kawasaki ZX-6R 235.8
18	11 K. SMITH	Kawasaki ZX-6R 235.3
19	86 A. BADOVINI	Kawasaki ZX-6R 235.3
20	22 F. FULIGNI	MV Agusta F3 675 235.3
21	74 J. VAN SIKKELERUS	Honda CBR600RR 234.8
22	44 L. MAHIAS	Kawasaki ZX-6R 234.8
23	55 M. ROCCOLI	Yamaha YZF R6 233.8
24	10 N. CALERO	Kawasaki ZX-6R 233.3
25	30 G. VAN STRAALLEN	Kawasaki ZX-6R 232.8
26	12 L. OTTAVIANI	Yamaha YZF R6 232.3
27	4 C. STANGE	Honda CBR600RR 231.8
28	53 G. SCONZA	Honda CBR600RR 231.8
29	47 R. HARTOG	Kawasaki ZX-6R 231.8
30	13 R. ROLFO	Kawasaki ZX-6R 231.3
31	40 A. GYORFI	Yamaha YZF R6 229.8
32	26 P. HOBELBERGER	Yamaha YZF R6 229.8
33	65 M. CANDUCCI	Yamaha YZF R6 229.3

SEG. 1			SEG. 2			SEG. 3			SEG. 4		
1	21 R. KRUMMENACHER	26.248	1	21 R. KRUMMENACHER	23.713	1	21 R. KRUMMENACHER	27.028	1	64 F. CARICASULO	22.156
2	64 F. CARICASULO	26.255	2	64 F. CARICASULO	23.743	2	64 F. CARICASULO	27.084	2	21 R. KRUMMENACHER	22.189
3	44 L. MAHIAS	26.328	3	16 J. CLUZEL	23.817	3	44 L. MAHIAS	27.110	3	44 L. MAHIAS	22.259
4	32 I. VINALES	26.338	4	60 L. GABELLINI	23.839	4	16 J. CLUZEL	27.142	4	27 M. CASADEI	22.282
5	60 L. GABELLINI	26.365	5	44 L. MAHIAS	23.856	5	3 R. DE ROSA	27.234	5	6 M. HERRERA	22.339
6	3 R. DE ROSA	26.391	6	94 C. PEROLARI	23.861	6	94 C. PEROLARI	27.254	6	36 T. GRADINGER	22.345
7	16 J. CLUZEL	26.425	7	3 R. DE ROSA	23.872	7	36 T. GRADINGER	27.283	7	60 L. GABELLINI	22.348
8	94 C. PEROLARI	26.447	8	27 M. CASADEI	23.906	8	32 I. VINALES	27.329	8	3 R. DE ROSA	22.366
9	78 H. OKUBO	26.451	9	33 K. MANFREDI	23.948	9	38 H. SOOMER	27.337	9	16 J. CLUZEL	22.367
10	86 A. BADOVINI	26.453	10	36 T. GRADINGER	23.966	10	47 R. HARTOG	27.394	10	78 H. OKUBO	22.369
11	33 K. MANFREDI	26.496	11	78 H. OKUBO	23.970	11	27 M. CASADEI	27.410	11	32 I. VINALES	22.372
12	6 M. HERRERA	26.532	12	55 M. ROCCOLI	24.008	12	33 K. MANFREDI	27.435	12	33 K. MANFREDI	22.419
13	47 R. HARTOG	26.540	13	11 K. SMITH	24.064	13	55 M. ROCCOLI	27.443	13	94 C. PEROLARI	22.427
14	55 M. ROCCOLI	26.571	14	12 L. OTTAVIANI	24.068	14	22 F. FULIGNI	27.453	14	55 M. ROCCOLI	22.464
15	22 F. FULIGNI	26.577	15	32 I. VINALES	24.105	15	86 A. BADOVINI	27.462	15	56 P. SEBESTYEN	22.477
16	36 T. GRADINGER	26.578	16	84 L. CRESSON	24.133	16	6 M. HERRERA	27.464	16	86 A. BADOVINI	22.479
17	56 P. SEBESTYEN	26.592	17	22 F. FULIGNI	24.137	17	11 K. SMITH	27.491	17	47 R. HARTOG	22.514
18	27 M. CASADEI	26.618	18	6 M. HERRERA	24.158	18	12 L. OTTAVIANI	27.491	18	12 L. OTTAVIANI	22.519
19	38 H. SOOMER	26.712	19	38 H. SOOMER	24.198	19	78 H. OKUBO	27.500	19	84 L. CRESSON	22.553
20	11 K. SMITH	26.717	20	86 A. BADOVINI	24.201	20	60 L. GABELLINI	27.508	20	11 K. SMITH	22.559
21	30 G. VAN STRAALLEN	26.733	21	47 R. HARTOG	24.254	21	56 P. SEBESTYEN	27.523	21	22 F. FULIGNI	22.571
22	12 L. OTTAVIANI	26.778	22	56 P. SEBESTYEN	24.254	22	30 G. VAN STRAALLEN	27.525	22	38 H. SOOMER	22.598
23	20 F. FULIGNI	26.865	23	74 J. VAN SIKKELERUS	24.318	23	74 J. VAN SIKKELERUS	27.671	23	74 J. VAN SIKKELERUS	22.679
24	95 J. DANILO	26.875	24	30 G. VAN STRAALLEN	24.343	24	84 L. CRESSON	27.708	24	30 G. VAN STRAALLEN	22.698
25	10 N. CALERO	26.936	25	20 F. FULIGNI	24.402	25	4 C. STANGE	27.738	25	10 N. CALERO	22.735
26	74 J. VAN SIKKELERUS	26.939	26	4 C. STANGE	24.560	26	20 F. FULIGNI	27.766	26	95 J. DANILO	22.875
27	84 L. CRESSON	27.058	27	95 J. DANILO	24.560	27	10 N. CALERO	27.812	27	13 R. ROLFO	22.920
28	53 G. SCONZA	27.246	28	10 N. CALERO	24.621	28	95 J. DANILO	27.888	28	4 C. STANGE	22.933
29	13 R. ROLFO	27.265	29	13 R. ROLFO	24.697	29	26 P. HOBELBERGER	27.991	29	20 F. FULIGNI	22.952
30	4 C. STANGE	27.309	30	65 M. CANDUCCI	24.703	30	53 G. SCONZA	28.156	30	65 M. CANDUCCI	22.975
31	65 M. CANDUCCI	27.377	31	26 P. HOBELBERGER	24.820	31	65 M. CANDUCCI	28.176	31	40 A. GYORFI	23.219
32	26 P. HOBELBERGER	27.410	32	53 G. SCONZA	24.853	32	13 R. ROLFO	28.194	32	53 G. SCONZA	23.268
33	40 A. GYORFI	27.679	33	40 A. GYORFI	24.914	33	40 A. GYORFI	28.665	33	26 P. HOBELBERGER	23.293

23/06/2019

These data/results cannot be reproduced, stored and/or transmitted in whole or in part by any manner of electronic, mechanical, photocopying, recording, broadcasting or otherwise now known or herein after developed without the previous express consent by the copyright owner, except for reproduction in daily press and regular printed publications on sale to the public within 60 days of the event related to those data/results and always provided that copyright symbol appears together as follows below.

© DORNA WSBK ORGANIZATION Srl 2019

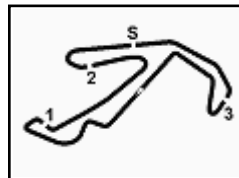
FICR PERUGIA TIMING



Official Tyre Supplier



Official Timekeeper



Pata Riviera di Rimini Round, 21-23 June 2019

Ideal Times Warm Up

Misano Circuit Sic 58 4.226 m

1 / 2

No.	Rider	Nat	Bike	Seg. 1 Diff. 1	Seg. 2 Diff. 2	Seg. 3 Diff. 3	Seg. 4 Diff. 4	Ideal Time Best Lap	Pos.	Diff.
1	21 R. KRUMMENACHER	SUI	Yamaha YZF R6	26.248 +0.078	23.713 +0.053	27.028 +0.024	22.189	1'39.178 1'39.333	1	0.155
2	64 F. CARICASULO	ITA	Yamaha YZF R6	26.255 +0.030	23.743 +0.002	27.084 +0.028	22.156 +0.071	1'39.238 1'39.369	2	0.131
3	44 L. MAHIAS	FRA	Kawasaki ZX-6R	26.328 +0.016	23.856	27.110 +0.106	22.259	1'39.553 1'39.675	3	0.122
4	16 J. CLUZEL	FRA	Yamaha YZF R6	26.425	23.817	27.142 +0.053	22.367	1'39.751 1'39.804	4	0.053
5	3 R. DE ROSA	ITA	MV Agusta F3 675	26.391 +0.079	23.872	27.234	22.366 +0.088	1'39.863 1'40.030	5	0.167
6	94 C. PEROLARI	FRA	Yamaha YZF R6	26.447	23.861	27.254 +0.203	22.427	1'39.989 1'40.192	6	0.203
7	60 L. GABELLINI	ITA	Yamaha YZF R6	26.365	23.839 +0.142	27.508 +0.062	22.348 +0.036	1'40.060 1'40.300	7	0.240
8	32 I. VINALES	ESP	Yamaha YZF R6	26.338 +0.171	24.105 +0.078	27.329 +0.051	22.372	1'40.144 1'40.444	9	0.300
9	36 T. GRADINGER	AUT	Yamaha YZF R6	26.578 +0.143	23.966	27.283 +0.091	22.345	1'40.172 1'40.406	8	0.234
10	27 M. CASADEI	ITA	Yamaha YZF R6	26.618 +0.041	23.906	27.410 +0.074	22.282 +0.220	1'40.216 1'40.551	12	0.335
11	78 H. OKUBO	JPN	Kawasaki ZX-6R	26.451	23.970 +0.134	27.500 +0.066	22.369	1'40.290 1'40.490	10	0.200
12	33 K. MANFREDI	ITA	Yamaha YZF R6	26.496	23.948	27.435 +0.090	22.419 +0.182	1'40.298 1'40.570	13	0.272
13	55 M. ROCCOLI	ITA	Yamaha YZF R6	26.571	24.008	27.443 +0.034	22.464 +0.056	1'40.486 1'40.576	14	0.090
14	6 M. HERRERA	ESP	Yamaha YZF R6	26.532	24.158	27.464	22.339 +0.014	1'40.493 1'40.507	11	0.014
15	86 A. BADOVINI	ITA	Kawasaki ZX-6R	26.453 +0.023	24.201	27.462	22.479	1'40.595 1'40.618	15	0.023
16	47 R. HARTOG	NED	Kawasaki ZX-6R	26.540	24.254 +0.013	27.394	22.514	1'40.702 1'40.715	16	0.013
17	22 F. FULIGNI	ITA	MV Agusta F3 675	26.577 +0.174	24.137	27.453 +0.150	22.571 +0.034	1'40.738 1'41.096	20	0.358
18	11 K. SMITH	GBR	Kawasaki ZX-6R	26.717	24.064 +0.175	27.491	22.559 +0.073	1'40.831 1'41.079	19	0.248
19	38 H. SOOMER	EST	Honda CBR600RR	26.712	24.198 +0.181	27.337 +0.370	22.598	1'40.845 1'41.396	21	0.551
20	56 P. SEBESTYEN	HUN	Honda CBR600RR	26.592	24.254 +0.013	27.523	22.477 +0.211	1'40.846 1'41.070	18	0.224
21	12 L. OTTAVIANI	ITA	Yamaha YZF R6	26.778	24.068	27.491	22.519 +0.103	1'40.856 1'40.959	17	0.103
22	30 G. VAN STRAALEN	NED	Kawasaki ZX-6R	26.733	24.343	27.525 +0.137	22.698 +0.044	1'41.299 1'41.480	22	0.181
23	84 L. CRESSON	BEL	Yamaha YZF R6	27.058 +0.025	24.133	27.708 +0.142	22.553	1'41.452 1'41.619	23	0.167
24	74 J. VAN SIKKELERUS	NED	Honda CBR600RR	26.939	24.318	27.671 +0.101	22.679	1'41.607 1'41.708	24	0.101
25	20 F. FULIGNI	ITA	Yamaha YZF R6	26.865	24.402 +0.055	27.766	22.952	1'41.985 1'42.040	25	0.055
26	10 N. CALERO	ESP	Kawasaki ZX-6R	26.936 +0.079	24.621 +0.039	27.812 +0.161	22.735 +0.176	1'42.104 1'42.559	26	0.455
27	95 J. DANILO	FRA	Honda CBR600RR	26.875 +1.248	24.560 +0.113	27.888 +0.307	22.857	1'42.180 1'43.848	32	1.668
28	4 C. STANGE	GER	Honda CBR600RR	27.309 +0.217	24.560 +0.011	27.738	22.933 +0.058	1'42.540 1'42.826	27	0.286
29	13 R. ROLFO	ITA	Kawasaki ZX-6R	27.265 +0.003	24.697 +0.079	28.194 +0.045	22.920	1'43.076 1'43.203	28	0.127
30	65 M. CANDUCCI	ITA	Yamaha YZF R6	27.377 +0.013	24.703 +0.034	28.176 +0.017	22.975 +0.040	1'43.231 1'43.335	29	0.104
31	26 P. HOBELSBERGER	GER	Yamaha YZF R6	27.410 +0.119	24.820	27.991	23.293	1'43.514 1'43.633	31	0.119
32	53 G. SCONZA	ITA	Honda CBR600RR	27.246	24.853	28.156 +0.038	23.268	1'43.523 1'43.561	30	0.038
33	40 A. GYORFI	HUN	Yamaha YZF R6	27.679	24.914 +0.097	28.665	23.219 +0.146	1'44.477 1'44.720	33	0.243

23/06/2019

These data/results cannot be reproduced, stored and/or transmitted in whole or in part by any manner of electronic, mechanical, photocopying, recording, broadcasting or otherwise now known or herein after developed without the previous express consent by the copyright owner, except for reproduction in daily press and regular printed publications on sale to the public within 60 days of the event related to those data/results and always provided that copyright symbol appears together as follows below.

© DORNA WSBK ORGANIZATION Srl 2019

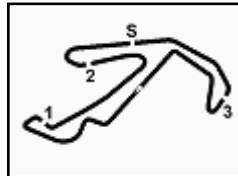
FICR PERUGIA TIMING



Official Tyre Supplier



Official Timekeeper



Pata Riviera di Rimini Round, 21-23 June 2019

Ideal Times Warm Up

Misano Circuit Sic 58 4.226 m
2 / 2

No. Rider	Nat	Bike	Seg. 1	Seg. 2	Seg. 3	Seg. 4	Ideal Time		
			Diff. 1	Diff. 2	Diff. 3	Diff. 4	Best Lap	Pos.	Diff.
Overall Ideal Time			26.248	23.713	27.028	22.156	1'39.145		

23/06/2019
 These data/results cannot be reproduced, stored and/or transmitted in whole or in part by any manner of electronic, mechanical, photocopying, recording, broadcasting or otherwise now known or herein after developed without the previous express consent by the copyright owner, except for reproduction in daily press and regular printed publications on sale to the public within 60 days of the event related to those data/results and always provided that copyright symbol appears together as follows below.
 © DORNA WSBK ORGANIZATION Srl 2019

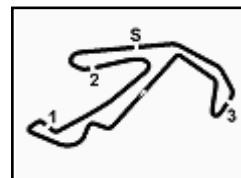
FKR PERUGIA TIMING



Official Tyre Supplier



Official Timekeeper



Pata Riviera di Rimini Round, 21-23 June 2019

Chronological Analysis Warm Up

Misano Circuit Sic 58 4.226 m

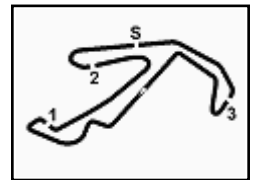
1 / 4

1° 21 R. KRUMMENACHER (1'39.333)								6° 94 C. PEROLARI (1'40.192)							
Lap	Seg.1	Seg.2	Seg.3	Seg.4	Lap Time	km/h	Local Time	Lap	Seg.1	Seg.2	Seg.3	Seg.4	Lap Time	km/h	Local Time
1		24.646	27.460	22.551		233,8	9:26'50.906	1		24.833	28.031	22.825		230,3	9:26'53.130
2	26.385	24.276	27.144	22.294	1'40.099	234,8	9:28'31.005	2	26.718	24.176	27.553	22.567	1'41.014	230,8	9:28'34.144
3	26.248	23.847	27.406	22.679	1'40.180	235,8	9:30'11.185	3	26.559	24.159	39.983	46.453	2'17.154P	137,1	9:30'51.298
4	26.273	23.871	27.028	22.242	1'39.414	236,8	9:31'50.599	4	3'23.669	26.315	30.477	22.955	4'43.416P	229,8	9:35'34.714
5	26.262	23.736	27.115	22.386	1'39.499	237,4	9:33'30.098	5	26.501	24.106	27.267	22.493	1'40.367	234,8	9:37'15.081
6	26.465	23.896	30.509	22.692	1'43.562	225,5	9:35'13.660	6	26.547	23.940	27.254	22.497	1'40.238	235,8	9:38'55.319
7	26.421	23.740	27.129	22.416	1'39.706	237,9	9:36'53.366	7	26.447	23.861	27.457	22.427	1'40.192	233,8	9:40'35.511
8	26.659	23.713	27.633	22.409	1'40.414	238,4	9:38'33.780								
9	26.326	23.766	27.052	22.189	1'39.333	236,8	9:40'13.113								
2° 64 F. CARICASULO (1'39.369)								7° 60 L. GABELLINI (1'40.300)							
Lap	Seg.1	Seg.2	Seg.3	Seg.4	Lap Time	km/h	Local Time	Lap	Seg.1	Seg.2	Seg.3	Seg.4	Lap Time	km/h	Local Time
1							9:26'12.655	1		25.097	28.073	22.505		235,3	9:26'54.338
2	42.934	25.209	28.777	23.517	2'00.437P	235,3	9:28'13.092	2	26.901	24.179	27.709	22.544	1'41.333	237,4	9:28'35.671
3	26.949	23.962	27.500	22.472	1'40.883	239,5	9:29'53.975	3	26.864	24.074	28.088	22.476	1'41.502	236,3	9:30'17.173
4	26.503	24.022	27.346	22.251	1'40.122	239,5	9:31'34.097	4	26.543	23.839	27.654	22.430	1'40.466	234,3	9:31'57.639
5	26.532	24.024	27.198	22.156	1'39.910	242,7	9:33'14.007	5	26.365	23.981	27.570	22.384	1'40.300	234,3	9:33'37.939
6	26.491	27.714	27.416	22.665	1'44.286	239,5	9:34'58.293	6	26.527	24.145	27.896	22.640	1'41.208	236,3	9:35'19.147
7	26.382	23.802	27.120	22.279	1'39.583	239,5	9:36'37.876	7	27.249	24.246	27.534	22.348	1'41.377	234,3	9:37'00.524
8	26.255	23.812	27.085	22.224	1'39.376	238,9	9:38'17.252	8	26.580	23.892	27.508	22.362	1'40.342	234,3	9:38'40.866
9	26.347	23.743	27.084	22.406	1'39.580	238,4	9:39'56.832	9	27.033	24.158	27.680	22.546	1'41.417	233,8	9:40'22.283
10	26.285	23.745	27.112	22.227	1'39.369	239,5	9:41'36.201								
3° 44 L. MAHIAS (1'39.675)								8° 36 T. GRADINGER (1'40.406)							
Lap	Seg.1	Seg.2	Seg.3	Seg.4	Lap Time	km/h	Local Time	Lap	Seg.1	Seg.2	Seg.3	Seg.4	Lap Time	km/h	Local Time
1		24.617	28.151	23.247		232,8	9:28'13.050	1		25.661	28.612	22.961		234,3	9:26'56.269
2	26.611	24.170	27.315	22.579	1'40.675	232,8	9:29'53.725	2	26.861	24.438	27.520	22.697	1'41.516	235,3	9:28'37.785
3	26.552	24.086	27.230	22.426	1'40.294	233,8	9:31'34.019	3	26.814	24.182	27.364	22.452	1'40.812	236,8	9:30'18.597
4	26.433	24.105	27.476	22.454	1'40.468	234,8	9:33'14.487	4	26.726	24.219	27.368	22.391	1'40.704	238,9	9:31'59.301
5	26.328	23.972	27.123	22.347	1'39.770C	234,8	9:34'54.257	5	26.721	23.966	27.374	22.345	1'40.406	237,9	9:33'39.707
6	26.473	24.042	27.206	22.466	1'40.187	234,8	9:36'34.444	6	26.578	24.356	27.432	22.891	1'41.257	240,0	9:35'20.964
7	26.410	24.276	27.475	25.248	1'43.409	231,3	9:38'17.853	7	26.611	24.055	27.482	22.692	1'40.840	240,0	9:37'01.804
8	26.498	23.931	27.110	22.401	1'39.940	234,8	9:39'57.793	8	26.899	24.067	27.283	22.407	1'40.656	238,4	9:38'42.460
9	26.344	23.856	27.216	22.259	1'39.675	234,8	9:41'37.468	9	26.755	24.079	27.544	22.375	1'40.753	237,4	9:40'23.213
4° 16 J. CLUZEL (1'39.804)								9° 32 I. VINALES (1'40.444)							
Lap	Seg.1	Seg.2	Seg.3	Seg.4	Lap Time	km/h	Local Time	Lap	Seg.1	Seg.2	Seg.3	Seg.4	Lap Time	km/h	Local Time
1		25.601	28.474	22.994		232,8	9:28'01.064	1		29.472	31.685	24.230		224,1	9:27'21.543
2	26.914	24.235	27.483	22.657	1'41.289	235,3	9:29'42.353	2	27.802	29.135	30.168	23.352	1'50.457	226,9	9:29'12.000
3	26.588	24.075	27.417	22.564	1'40.644	236,8	9:31'22.997	3	26.967	24.320	27.968	22.505	1'41.760	233,8	9:30'53.760
4	26.799	24.016	27.251	22.501	1'40.567	237,9	9:33'03.564	4	26.619	24.156	27.715	22.410	1'40.900	235,8	9:32'34.660
5	26.538	24.049	27.244	22.371	1'40.202	238,4	9:34'43.766	5	26.617	24.216	27.602	22.425	1'40.860	235,3	9:34'15.520
6	28.825	24.411	27.389	22.556	1'43.181	237,9	9:36'26.947	6	26.509	24.183	27.380	22.372	1'40.444	237,4	9:35'55.964
7	26.508	23.890	27.142	22.369	1'39.909	238,4	9:38'06.856	7	32.341	25.182	33.936	22.478	1'53.937	186,2	9:37'49.901
8	26.747	23.964	27.341	22.585	1'40.637	236,8	9:39'47.493	8	26.617	24.105	27.461	22.496	1'40.679	237,9	9:39'30.580
9	26.425	23.817	27.195	22.367	1'39.804	237,9	9:41'27.297	9	26.338	24.143	27.329	23.723	1'41.533	238,9	9:41'12.113
5° 3 R. DE ROSA (1'40.030)								10° 78 H. OKUBO (1'40.490)							
Lap	Seg.1	Seg.2	Seg.3	Seg.4	Lap Time	km/h	Local Time	Lap	Seg.1	Seg.2	Seg.3	Seg.4	Lap Time	km/h	Local Time
1		27.927	28.323	22.862		235,3	9:26'57.261	1		28.130	30.524	24.793		227,4	9:27'35.001
2	27.077	24.337	27.831	22.566	1'41.811	237,4	9:28'39.072	2	29.476	25.702	28.983	23.031	1'47.192	230,3	9:29'22.193
3	26.845	24.405	27.398	22.556	1'41.204	234,8	9:30'20.276	3	27.074	24.401	27.801	22.475	1'41.751	234,3	9:31'03.944
4	26.498	26.952	28.149	22.704	1'44.303	234,3	9:32'04.579	4	26.797	24.373	27.819	22.472	1'41.461	234,3	9:32'45.405
5	26.464	24.116	27.356	22.416	1'40.352	237,4	9:33'44.931	5	26.835	24.115	27.799	22.611	1'41.360	234,3	9:34'26.765
6	26.391	24.012	27.363	22.429	1'40.195	235,8	9:35'25.126	6	26.696	24.153	27.602	22.518	1'40.969	235,8	9:36'07.734
7	26.541	24.101	27.256	22.406	1'40.304	235,3	9:37'05.430	7	26.715	24.186	27.500	22.633	1'41.034	234,8	9:37'48.768
8	26.470	23.872	27.234	22.454	1'40.030	235,3	9:38'45.460	8	26.673	23.970	27.503	22.640	1'40.786	234,8	9:39'29.554
9	26.446	23.993	27.354	22.366	1'40.159	236,8	9:40'25.619	9	26.451	24.104	27.566	22.369	1'40.490	233,8	9:41'10.044
6° M. HERRERA (1'40.507)															
Lap	Seg.1	Seg.2	Seg.3	Seg.4	Lap Time	km/h	Local Time								
1							9:26'57.908								
2	26.974	24.446	27.740	22.342	1'41.502	237,4	9:28'39.410								

23/06/2019 P = Pits In/Out - C = Lap Time Cancelled

These data/results cannot be reproduced, stored and/or transmitted in whole or in part by any manner of electronic, mechanical, photocopying, recording, broadcasting or otherwise now known or herein after developed without the previous express consent by the copyright owner, except for reproduction in daily press and regular printed publications on sale to the public within 60 days of the event related to those data/results and always provided that copyright symbol appears together as follows below.

© DORNA WSBK ORGANIZATION Srl 2019



Pata Riviera di Rimini Round, 21-23 June 2019

Chronological Analysis Warm Up

Misano Circuit Sic 58 4.226 m

2 / 4

3	26.840	24.245	27.547	22.339	1'40.971	237,9	9:30'20.381
4	27.306	26.104	28.348	22.522	1'44.280	233,8	9:32'04.661
5	26.532	24.158	27.464	22.353	1'40.507	236,8	9:33'45.168

12° 27 M. CASADEI (1'40.551)							
Lap	Seg.1	Seg.2	Seg.3	Seg.4	Lap Time	km/h	Local Time
1		25.028	28.423	22.775		234,8	9:26'55.629
2	27.103	24.189	27.796	22.591	1'41.679	234,3	9:28'37.308
3	26.928	24.073	27.619	22.282	1'40.902	234,8	9:30'18.210
4	26.729	24.107	27.449	22.347	1'40.632	236,8	9:31'58.842
5	26.659	23.906	27.484	22.502	1'40.551	237,4	9:33'39.393
6	26.618	24.395	27.413	22.457	1'40.883	236,8	9:35'20.276
7	26.965	23.995	27.655	22.631	1'41.246	238,4	9:37'01.522
8	26.891	23.971	27.410	22.414	1'40.686	236,8	9:38'42.208
9	26.681	23.998	27.656	22.549	1'40.884	236,3	9:40'23.092

13° 33 K. MANFREDI (1'40.570)							
Lap	Seg.1	Seg.2	Seg.3	Seg.4	Lap Time	km/h	Local Time
1		24.635	27.600	22.635		234,8	9:26'51.371
2	26.622	24.148	27.435	22.488	1'40.693	235,8	9:28'32.064
3	36.168	25.830	30.815	1'24.674	2'57.487CP	192,2	9:31'29.551
4	42.281	25.878	30.408	22.419	2'00.986P	235,3	9:33'30.537
5	26.496	23.948	27.525	22.601	1'40.570	234,3	9:35'11.107
6	29.840	24.008	27.445	22.656	1'43.949C	235,8	9:36'55.056
7	26.749	24.227	31.717	25.436	1'48.129	165,9	9:38'43.185
8	26.926	24.113	27.523	22.606	1'41.168	236,8	9:40'24.353

14° 55 M. ROCCOLI (1'40.576)							
Lap	Seg.1	Seg.2	Seg.3	Seg.4	Lap Time	km/h	Local Time
1		24.892	28.068	22.846		228,8	9:26'54.154
2	26.845	24.298	27.532	22.765	1'41.440	232,3	9:28'35.594
3	26.720	24.141	28.000	23.074	1'41.935	229,3	9:30'17.529
4	26.723	24.128	27.568	22.464	1'40.883	233,8	9:31'58.412
5	26.571	24.008	27.477	22.520	1'40.576	232,8	9:33'38.988
6	26.592	24.112	27.599	22.502	1'40.805	232,8	9:35'19.793
7	26.802	24.298	27.540	22.493	1'41.133	233,3	9:37'00.926
8	26.651	24.073	27.443	22.529	1'40.696	232,3	9:38'41.622
9	26.815	24.250	27.570	22.744	1'41.379	232,3	9:40'23.001

15° 86 A. BADOVINI (1'40.618)							
Lap	Seg.1	Seg.2	Seg.3	Seg.4	Lap Time	km/h	Local Time
1		29.332	30.613	24.714		221,3	9:27'19.533
2	27.723	28.765	29.647	24.361	1'50.496	219,1	9:29'10.029
3	26.730	24.593	27.594	22.795	1'41.712	231,8	9:30'51.741
4	26.689	24.375	27.592	22.699	1'41.355	233,3	9:32'33.096
5	26.580	24.268	27.515	22.598	1'40.961	233,3	9:34'14.057
6	26.497	24.286	27.495	22.535	1'40.813	235,3	9:35'54.870
7	37.391	26.793	27.526	22.587	1'54.297	234,3	9:37'49.167
8	26.476	24.201	27.462	22.479	1'40.618	233,3	9:39'29.785
9	26.453	24.504	27.575	23.421	1'41.953	228,3	9:41'11.738

16° 47 R. HARTOG (1'40.715)							
Lap	Seg.1	Seg.2	Seg.3	Seg.4	Lap Time	km/h	Local Time
1		26.784	29.666	23.833		229,3	9:27'01.992
2	27.337	24.765	27.850	22.826	1'42.778	228,8	9:28'44.770
3	26.826	24.497	27.697	22.880	1'41.900	230,3	9:30'26.670
4	26.578	24.254	27.584	22.674	1'41.090	231,8	9:32'07.760
5	27.630	24.591	27.732	22.911	1'42.864	230,3	9:33'50.624
6	26.893	24.475	27.690	22.974	1'42.032	230,3	9:35'32.656
7	26.731	24.348	27.516	22.534	1'41.129	230,3	9:37'13.785
8	26.540	24.267	27.394	22.514	1'40.715	230,3	9:38'54.500
9	26.816	24.617	27.712	22.816	1'41.961	231,3	9:40'36.461

17° 12 L. OTTAVIANI (1'40.959)							
Lap	Seg.1	Seg.2	Seg.3	Seg.4	Lap Time	km/h	Local Time
1		29.249	37.185	26.468		177,6	9:27'14.258
2	28.366	26.986	32.917	25.603	1'53.872	181,8	9:29'08.130
3	26.861	24.188	27.736	22.570	1'41.355	230,3	9:30'49.485
4	26.902	24.272	27.718	22.683	1'41.575	230,8	9:32'31.060
5	26.855	24.607	27.823	22.653	1'41.938	232,3	9:34'12.998
6	26.870	24.179	27.573	22.519	1'41.141	232,3	9:35'54.139
7	36.799	26.133	31.799	22.639	1'57.370C	173,6	9:37'51.509
8	26.778	24.068	27.491	22.622	1'40.959	232,3	9:39'32.468
9	26.858	24.134	27.694	22.750	1'41.436	232,3	9:41'13.904

18° 56 P. SEBESTYEN (1'41.070)							
Lap	Seg.1	Seg.2	Seg.3	Seg.4	Lap Time	km/h	Local Time
1		25.680	28.857	23.020		232,8	9:26'56.794
2	27.169	24.522	27.834	22.688	1'42.213	232,8	9:28'39.007
3	27.127	24.522	27.637	22.477	1'41.763	234,8	9:30'20.770
4	26.789	24.497	27.772	22.800	1'41.858	231,8	9:32'02.628
5	26.748	24.377	27.551	22.705	1'41.381	231,8	9:33'44.009
6	26.703	24.508	27.743	22.627	1'41.581	235,8	9:35'25.590
7	26.592	24.267	27.523	22.688	1'41.070	232,8	9:37'06.660
8	26.652	24.254	27.529	22.661	1'41.096	231,8	9:38'47.756
9	26.638	24.631	27.938	22.859	1'42.066	229,8	9:40'29.822

19° 11 K. SMITH (1'41.079)							
Lap	Seg.1	Seg.2	Seg.3	Seg.4	Lap Time	km/h	Local Time
1		25.133	28.574	22.917		235,3	9:26'53.857
2	26.888	24.215	27.749	22.667	1'41.519	233,3	9:28'35.376
3	26.786	24.181	28.050	22.559	1'41.576	235,3	9:30'16.952
4	27.188	24.129	27.753	37.803	1'56.873P	233,3	9:32'13.825
5	1'09.659	24.730	27.966	22.802	2'25.157P	232,8	9:34'38.982
6	26.732	24.449	27.563	22.987	1'41.731	232,3	9:36'20.713
7	26.717	24.239	27.491	22.632	1'41.079	232,8	9:38'01.792
8	26.745	24.207	27.717	22.885	1'41.554	231,8	9:39'43.346
9	26.893	24.064	28.290	23.840	1'43.087	231,8	9:41'26.433

20° 22 F. FULIGNI (1'41.096)							
Lap	Seg.1	Seg.2	Seg.3	Seg.4	Lap Time	km/h	Local Time
1							9:25'20.330
2	46.620	25.997	28.894	23.522	2'05.033P	229,8	9:27'25.363
3	27.321	24.889	28.286	23.257	1'43.753	231,8	9:29'09.116
4	26.832	24.230	27.668	22.595	1'41.325	234,8	9:30'50.441
5	26.683	24.966	30.163	23.509	1'45.321	201,5	9:32'35.762
6	26.775	24.880	27.679	22.739	1'42.073	234,8	9:34'17.835
7	26.748	24.342	27.606	22.571	1'41.267	235,3	9:35'59.102
8	26.738	24.277	27.453	22.679	1'41.147	234,3	9:37'40.249
9	26.577	26.798	28.466	22.844	1'44.685	231,3	9:39'24.934
10	26.751	24.137	27.603	22.605	1'41.096	233,3	9:41'06.030

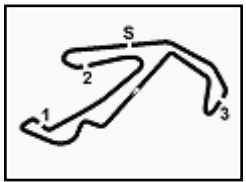
21° 38 H. SOOMER (1'41.396)							
Lap	Seg.1	Seg.2	Seg.3	Seg.4	Lap Time	km/h	Local Time
1		25.722	30.311	23.626		229,8	9:27'05.614
2	27.330	24.648	28.507	23.154	1'43.639	235,3	9:28'49.253
3	27.568	29.756	28.391	23.230	1'48.945	232,8	9:30'38.198
4	27.157	24.353	27.929	22.837	1'42.276	233,8	9:32'20.474
5	27.266	24.340	27.421	22.846	1'41.873	232,8	9:34'02.347
6	26.712	24.379	27.707	22.598	1'41.396	235,8	9:35'43.743
7	26.771	24.198	27.337	41.431	1'59.737P	231,8	9:37'43.480

22° 30 G. VAN STRAALLEN (1'41.480)							
Lap	Seg.1	Seg.2	Seg.3	Seg.4	Lap Time	km/h	Local Time
1							
2							
3							
4							
5							
6							
7							
8							
9							

23/06/2019 P = Pits In/Out - C = Lap Time Cancelled

These data/results cannot be reproduced, stored and/or transmitted in whole or in part by any manner of electronic, mechanical, photocopying, recording, broadcasting or otherwise now known or herein after developed without the previous express consent by the copyright owner, except for reproduction in daily press and regular printed publications on sale to the public within 60 days of the event related to those data/results and always provided that copyright symbol appears together as follows below.

© DORNA WSBK ORGANIZATION Srl 2019



Pata Riviera di Rimini Round, 21-23 June 2019

Chronological Analysis Warm Up

Misano Circuit Sic 58 4.226 m

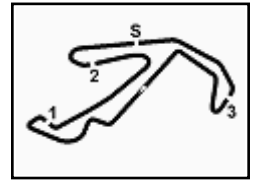
3 / 4

1		27.943	31.440	24.542		227,8	9:27'06.859	4	27.309	24.561	27.770	34.306	1'53.946P	231,3	9:32'17.392
2	28.568	25.382	28.218	23.973	1'46.141	230,8	9:28'53.000	5	3'18.438	25.514	28.559	23.205	4'35.716P	224,1	9:36'53.108
3	27.231	25.340	27.914	22.952	1'43.437	231,3	9:30'36.437	6	27.445	24.656	27.888	23.168	1'43.157	229,3	9:38'36.265
4	26.949	24.503	27.704	22.951	1'42.107	230,8	9:32'18.544	7	27.526	24.571	27.738	22.991	1'42.826	229,3	9:40'19.091
5	27.020	24.450	27.564	22.698	1'41.732	232,3	9:34'00.276								
6	27.283	24.441	27.525	22.794	1'42.043	232,8	9:35'42.319								
7	26.864	24.623	27.687	22.790	1'41.964	230,8	9:37'24.283								
8	26.733	24.343	27.662	22.742	1'41.480	228,8	9:39'05.763								
9	26.869	24.766	28.458	23.066	1'43.159	227,8	9:40'48.922								
23° 84 L. CRESSON (1'41.619)															
Lap	Seg.1	Seg.2	Seg.3	Seg.4	Lap Time	km/h	Local Time								
1		26.900	29.768	23.980		235,8	9:27'03.363								
2	27.826	24.786	28.619	38.363	1'59.594P	232,3	9:29'02.957								
3	3'17.473	24.882	28.343	22.957	4'33.655P	235,3	9:33'36.612								
4	27.292	24.526	27.848	22.794	1'42.460	237,4	9:35'19.072								
5	27.058	24.491	28.134	22.671	1'42.354	229,8	9:37'01.426								
6	27.645	24.175	27.708	22.697	1'42.225	238,4	9:38'43.651								
7	27.083	24.133	27.850	22.553	1'41.619	238,4	9:40'25.270								
28° 13 R. ROLFO (1'43.203)															
Lap	Seg.1	Seg.2	Seg.3	Seg.4	Lap Time	km/h	Local Time								
1		27.281	31.523	24.536		225,0	9:27'07.156								
2	28.804	25.206	28.586	23.579	1'46.175	227,8	9:28'53.331								
3	27.392	25.055	28.425	22.959	1'43.831	227,8	9:30'37.162								
4	27.268	24.776	28.239	22.920	1'43.203	228,8	9:32'20.365								
5	27.666	24.748	28.615	22.988	1'44.017	231,3	9:34'04.382								
6	27.640	24.802	28.345	22.999	1'43.786	229,3	9:35'48.168								
7	27.265	24.936	28.194	23.021	1'43.416	227,8	9:37'31.584								
8	27.657	24.845	28.388	23.087	1'43.977	226,4	9:39'15.561								
9	27.375	24.697	28.350	23.099	1'43.521	225,9	9:40'59.082								
29° 65 M. CANDUCCI (1'43.335)															
Lap	Seg.1	Seg.2	Seg.3	Seg.4	Lap Time	km/h	Local Time								
1		27.253	30.386	24.132		226,4	9:27'03.354								
2	28.279	25.271	29.139	23.584	1'46.273	226,9	9:28'49.627								
3	27.421	24.795	28.362	23.158	1'43.736	227,8	9:30'33.363								
4	27.390	24.737	28.193	23.015	1'43.335	229,3	9:32'16.698								
5	27.377	24.703	28.370	23.109	1'43.559	226,4	9:34'00.257								
6	27.726	25.008	28.812	1'10.759	2'32.305P	225,0	9:36'32.562								
7	50.705	24.994	28.745	23.564	2'08.008P	225,5	9:38'40.570								
8	27.653	24.901	28.176	22.975	1'43.705	228,3	9:40'24.275								
30° 53 G. SCONZA (1'43.561)															
Lap	Seg.1	Seg.2	Seg.3	Seg.4	Lap Time	km/h	Local Time								
1		29.401	30.298	24.046		225,9	9:27'03.658								
2	28.302	25.410	28.914	23.705	1'46.331	231,8	9:28'49.989								
3	27.959	25.325	28.156	23.451	1'44.891	230,3	9:30'34.880								
4	28.016	25.341	28.471	23.350	1'45.178	226,4	9:32'20.058								
5	27.417	25.084	28.208	23.387	1'44.096	227,4	9:34'04.154								
6	27.625	25.196	28.540	23.390	1'44.751	229,8	9:35'48.905								
7	27.246	24.853	28.194	23.268	1'43.561	228,3	9:37'32.466								
8	27.705	25.052	28.298	23.425	1'44.480	227,4	9:39'16.946								
9	27.249	25.436	28.525	27.480	1'48.690	225,9	9:41'05.636								
31° 26 P. HOBELSBERGER (1'43.633)															
Lap	Seg.1	Seg.2	Seg.3	Seg.4	Lap Time	km/h	Local Time								
1							9:25'26.921								
2	48.373	28.938	29.929	25.037	2'12.277P	224,1	9:27'39.198								
3	28.182	29.172	28.969	23.739	1'50.062	225,9	9:29'29.260								
4	27.683	25.065	28.194	3'44.256	5'05.198P	228,3	9:34'34.458								
5	48.271	26.175	28.321	23.714	2'06.481P	229,8	9:36'40.939								
6	27.410	34.203	28.722	23.565	1'53.900	228,3	9:38'34.839								
7	27.529	24.820	27.991	23.293	1'43.633	228,8	9:40'18.472								
32° 95 J. DANILO (1'43.848)															
Lap	Seg.1	Seg.2	Seg.3	Seg.4	Lap Time	km/h	Local Time								
1		26.092	29.611	23.626		238,9	9:27'03.672								
2	28.123	24.673	28.195	22.857	1'43.848	235,8	9:28'47.520								
3	26.875	24.560	27.888	25.303	1'44.626	234,3	9:30'32.146								
33° 40 A. GYORFI (1'44.720)															
Lap	Seg.1	Seg.2	Seg.3	Seg.4	Lap Time	km/h	Local Time								
1		28.252	30.912	25.014		226,9	9:27'06.750								
2	29.022	25.705	29.245	24.347	1'48.319	229,8	9:28'55.069								
3	28.111	25.721	29.317	23.526	1'46.675	227,8	9:30'41.744								
4	27.747	25.358	28.995	23.219	1'45.319	227,4	9:32'27.063								
27° 4 C. STANGE (1'42.826)															
Lap	Seg.1	Seg.2	Seg.3	Seg.4	Lap Time	km/h	Local Time								
1		25.557	28.428	23.097		231,8	9:26'57.186								
2	27.393	25.229	27.851	22.933	1'43.406	231,8	9:28'40.592								
3	27.368	24.560	27.953	22.973	1'42.854	228,8	9:30'23.446								

23/06/2019 P = Pits In/Out - C = Lap Time Cancelled

These data/results cannot be reproduced, stored and/or transmitted in whole or in part by any manner of electronic, mechanical, photocopying, recording, broadcasting or otherwise now known or herein after developed without the previous express consent by the copyright owner, except for reproduction in daily press and regular printed publications on sale to the public within 60 days of the event related to those data/results and always provided that copyright symbol appears together as follows below.

© DORNA WSBK ORGANIZATION Srl 2019



Pata Riviera di Rimini Round, 21-23 June 2019
Chronological Analysis Warm Up

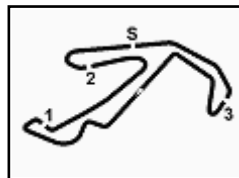
5	27.757	25.278	29.491	28.701	1'51.227	224,5	9:34'18.290
6	27.762	24.970	28.799	23.369	1'44.900	229,3	9:36'03.190
7	28.240	26.338	31.552	23.406	1'49.536	206,9	9:37'52.726
8	27.679	25.011	28.665	23.365	1'44.720	227,8	9:39'37.446
9	27.871	24.914	28.801	23.293	1'44.879	226,4	9:41'22.325

23/06/2019 P = Pits In/Out - C = Lap Time Cancelled

These data/results cannot be reproduced, stored and/or transmitted in whole or in part by any manner of electronic, mechanical, photocopying, recording, broadcasting or otherwise now known or herein after developed without the previous express consent by the copyright owner, except for reproduction in daily press and regular printed publications on sale to the public within 60 days of the event related to those data/results and always provided that copyright symbol appears together as follows below.

© DORNA WSBK ORGANIZATION Srl 2019



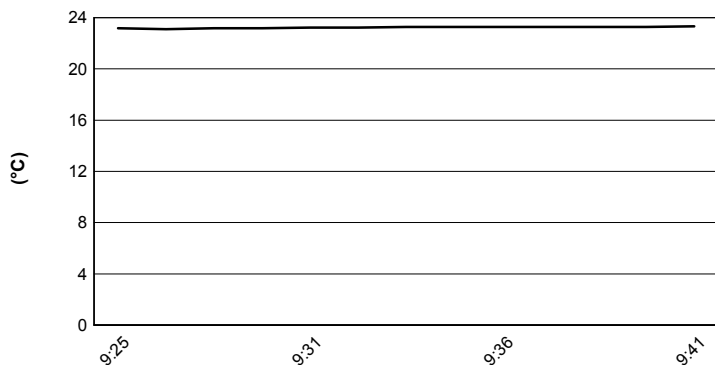


Pata Riviera di Rimini Round, 21-23 June 2019

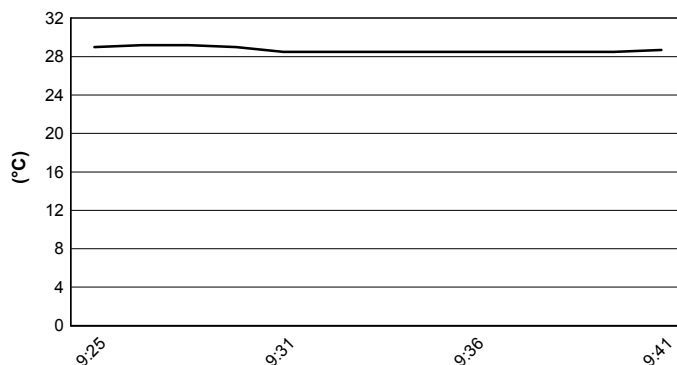
Weather Report Warm Up

Session started 09:25 - Session ended 9:41


Air Temperature



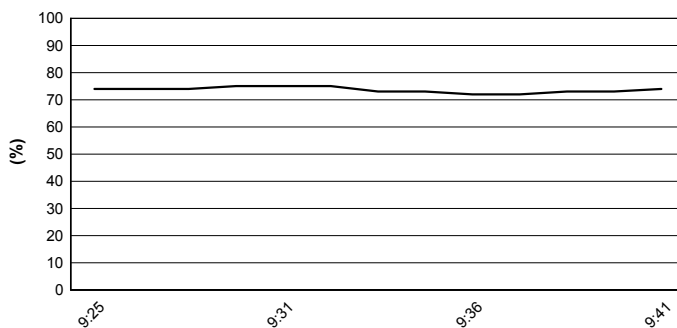
Track Temperature



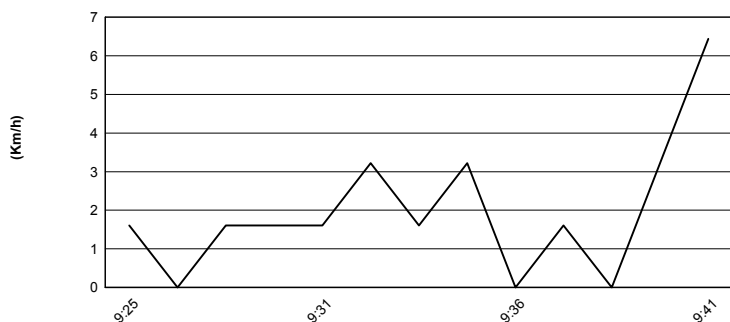
Air Pressure



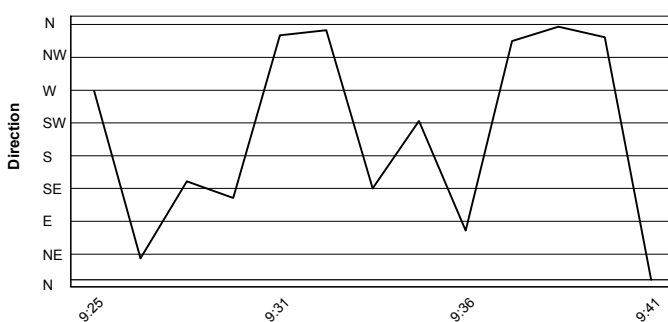
Humidity



Wind Speed



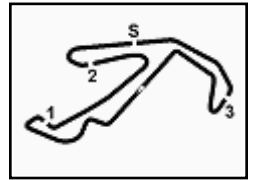
Wind Direction



23/06/2019

These data/results cannot be reproduced, stored and/or transmitted in whole or in part by any manner of electronic, mechanical, photocopying, recording, broadcasting or otherwise now known or herein after developed without the previous express consent by the copyright owner, except for reproduction in daily press and regular printed publications on sale to the public within 60 days of the event related to those data/results and always provided that copyright symbol appears together as follows below.

© DORNA WSBK ORGANIZATION Srl 2019



Pata Riviera di Rimini Round, 21-23 June 2019

Starting Grid

Misano Circuit Sic 58 4.226 m

19 Laps x 4,226 km = 80,294 km

1	44 MAHIAS L. Kawasaki 1'38.909	2	64 CARICASULO F. Yamaha 1'39.115	3	21 KRUMMENACHER R. Yamaha 1'39.206	
2	4	38 SOOMER H. Honda 1'39.561	5	16 CLUZEL J. Yamaha 1'39.619	6	12 OTTAVIANI L. Yamaha 1'39.836
3	7	32 VINALES I. Yamaha 1'39.842	8	3 DE ROSA R. MV Agusta 1'39.872	9	78 OKUBO H. Kawasaki 1'39.913
4	10	60 GABELLINI L. Yamaha 1'40.020	11	86 BADOVINI A. Kawasaki 1'40.046	12	36 GRADINGER T. Yamaha 1'40.159
5	13	11 SMITH K. Kawasaki 1'40.295	14	55 ROCCOLI M. Yamaha 1'40.387	15	94 PEROLARI C. Yamaha 1'40.531
6	16	27 CASADEI M. Yamaha 1'40.726	17	22 FULIGNI F. MV Agusta 1'40.811	18	47 HARTOG R. Kawasaki 1'40.893
7	19	74 VAN SIKKELERUS J. Honda 1'40.905	20	56 SEBESTYEN P. Honda 1'40.918	21	95 DANILO J. Honda 1'40.938
8	22	33 MANFREDI K. Yamaha 1'41.080	23	20 FULIGNI F. Yamaha 1'41.405	24	84 CRESSON L. Yamaha 1'41.480
9	25	10 CALERO N. Kawasaki 1'41.637	26	30 VAN STRAALEN G. Kawasaki 1'41.736	27	4 STANGE C. Honda 1'42.014
10	28	26 HOBELSBERGER P. Yamaha 1'42.402	29	6 HERRERA M. Yamaha 1'42.489	30	13 ROLFO R. Kawasaki 1'42.755
11	31	65 CANDUCCI M. Yamaha 1'42.767	32	53 SCONZA G. Honda 1'43.203	33	40 GYORFI A. Yamaha 1'44.168

23/06/2019 The Race Director

These data/results cannot be reproduced, stored and/or transmitted in whole or in part by any manner of electronic, mechanical, photocopying, recording, broadcasting or otherwise now known or herein after developed without the previous express consent by the copyright owner, except for reproduction in daily press and regular printed publications on sale to the public within 60 days of the event related to those data/results and always provided that copyright symbol appears together as follows below.

© DORNA WSBK ORGANIZATION Srl 2019

FIKR PERUGIA TIMING



Official Tyre Supplier



Official Timekeeper