SUPERSPORT300 FIM WORLD CHAMPIONSHIP

1.5

WorldSSP300
116/05

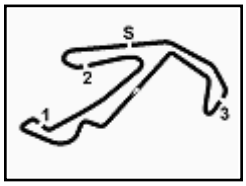

Pata Riviera di Rimini Round, 21-23 June 2019
Chronological Analysis Free Practice 1st Session Gr.A

Misano Circuit Sic 58 4.226 m

1° 6 R. SCHOTMAN (1'50.111)

Lap	Seg.1	Seg.2	Seg.3	Seg.4	Lap Time	km/h	Local Time
1							9:00'50.618
2	55.163	28.810	32.098	25.148	2'21.219P	176,5	9:03'11.837
3	28.598	28.108	31.805	24.811	1'53.322	176,8	9:05'05.159
4	28.292	27.787	31.493	24.551	1'52.123	177,9	9:06'57.282
5	28.331	27.632	31.432	24.558	1'51.953	177,9	9:08'49.235
6	27.951	27.707	31.453	24.524	1'51.635	178,2	9:10'40.870
7	27.903	27.419	31.368	25.052	1'51.742	179,1	9:12'32.612
8	28.096	27.602	31.394	24.329	1'51.421	177,9	9:14'24.033
9	27.786	27.303	31.309	**24.237**	1'50.635	179,4	9:16'14.668
10	27.896	27.634	31.724	4'01.352	5'28.606P	174,8	9:21'43.274
11	53.132	28.002	31.871	24.521	2'17.526P	175,9	9:24'00.800
12	27.786	27.611	31.238	24.289	1'50.924	178,5	9:25'51.724
13	**27.652**	27.708	33.652	31.608	2'00.620	157,9	9:27'52.344
14	28.178	29.808	34.036	24.397	1'56.419	177,0	9:29'48.763
15	27.714	**27.247**	**30.772**	24.378	**1'50.111**	**183,4**	9:31'38.874

2° 55 G. HENDRA PRATAMA (1'50.260)

Lap	Seg.1	Seg.2	Seg.3	Seg.4	Lap Time	km/h	Local Time
1							9:00'39.486
2	1'02.148	29.714	42.724	27.195	2'41.781P	156,5	9:03'21.267
3	28.179	27.894	31.655	24.643	1'52.371	173,4	9:05'13.638
4	27.846	27.556	31.640	25.268	1'52.310	173,4	9:07'05.948
5	29.140	28.434	32.629	4'55.662	6'25.865P	171,4	9:13'31.813
6	59.322	27.991	31.824	24.390	2'23.527P	173,1	9:15'55.340
7	27.768	27.609	31.693	24.255	1'51.325	172,5	9:17'46.665
8	27.791	27.440	31.557	24.561	1'51.349	175,9	9:19'38.014
9	27.820	27.628	31.806	24.380	1'51.634	172,2	9:21'29.648
10	28.036	33.638	42.384	48.944	2'33.002	171,2	9:24'02.650
11	27.945	27.320	**31.347**	24.162	1'50.774	**176,2**	9:25'53.424
12	27.995	27.341	37.411	27.253	2'00.000	135,8	9:27'53.424
13	**27.573**	**27.127**	31.427	**24.133**	**1'50.260**	174,5	9:29'43.684
14	27.610	27.390	31.465	24.235	1'50.700	175,0	9:31'34.384

3° 18 M. GONZALEZ (1'50.457)

Lap	Seg.1	Seg.2	Seg.3	Seg.4	Lap Time	km/h	Local Time
1		29.805	32.267	25.137		180,3	9:02'17.784
2	29.331	28.325	32.403	28.054	1'58.113	175,0	9:04'15.897
3	28.404	27.856	31.443	24.749	1'52.452	178,8	9:06'08.349
4	27.983	**27.306**	31.087	24.648	1'51.024	180,0	9:07'59.373
5	28.043	30.188	31.452	24.554	1'54.237	178,8	9:09'53.610
6	27.853	27.703	31.551	39.521	2'06.628P	177,0	9:12'00.238
7	10'34.114	28.416	31.608	24.395	11'58.533P	177,0	9:23'58.771
8	27.945	27.620	31.092	26.879	1'53.536	180,6	9:25'52.307
9	30.952	27.571	31.946	31.641	2'02.110	176,2	9:27'54.417
10	**27.729**	27.569	**30.849**	**24.310**	**1'50.457**	183,7	9:29'44.874
11	27.780	27.468	30.869	24.375	1'50.492	**184,3**	9:31'35.366

4° 22 N. KALININ (1'50.599)

Lap	Seg.1	Seg.2	Seg.3	Seg.4	Lap Time	km/h	Local Time
1							8:59'55.063
2	58.151	29.275	32.608	25.510	2'25.544P	174,5	9:02'20.607
3	28.383	27.944	31.886	24.877	1'53.090	181,5	9:04'13.697
4	28.628	27.995	32.136	25.945	1'54.704	177,9	9:06'08.401
5	28.266	27.485	**31.187**	24.707	1'51.645	**184,0**	9:08'00.046
6	27.921	27.726	31.942	25.070	1'52.659	175,6	9:09'52.705
7	28.151	32.183	31.960	3'07.435	4'39.729P	179,1	9:14'32.434
8	1'04.350	33.343	37.010	30.537	2'45.240P	150,6	9:17'17.674
9	28.257	27.931	32.027	42.608	2'10.823P	173,4	9:19'28.497
10	1'35.328	27.653	31.367	24.588	2'58.936P	176,5	9:22'27.433
11	27.836	27.506	31.580	26.031	1'52.953	177,3	9:24'20.386
12	30.394	31.683	32.079	24.440	1'58.596	174,5	9:26'18.982
13	**27.737**	**27.333**	31.246	**24.283**	**1'50.599**	178,8	9:28'09.581
14	28.769	27.819	31.913	24.812	1'53.313	175,0	9:30'02.894

5° 28 O. BONOLI (1'50.677)

Lap	Seg.1	Seg.2	Seg.3	Seg.4	Lap Time	km/h	Local Time
1							9:00'02.660
2	51.991	30.500	33.175	26.311	2'21.977P	174,5	9:02'24.637
3	29.886	28.808	32.406	25.286	1'56.386	180,0	9:04'21.023
4	28.394	27.465	31.750	24.610	1'52.219	179,7	9:06'13.242
5	28.066	27.478	32.627	2'04.811	3'32.982P	171,2	9:09'46.224
6	52.167	31.656	42.325	26.994	2'33.142P	119,3	9:12'19.366
7	29.637	28.918	39.116	25.629	2'03.300	125,9	9:14'22.666
8	28.397	27.156	31.484	**24.152**	1'51.189	**181,2**	9:16'13.855
9	28.483	28.879	32.345	26.768	1'56.475	173,6	9:18'10.330
10	31.648	27.810	32.466	24.439	1'56.363C	174,8	9:20'06.693
11	27.889	27.724	31.648	27.392	1'54.653	177,3	9:22'01.346
12	**27.826**	**27.139**	31.512	24.200	**1'50.677**	180,9	9:23'52.023
13	29.631	28.822	34.993	26.726	2'00.172	166,4	9:25'52.195
14	29.078	27.731	34.224	26.472	1'57.505	151,7	9:27'49.700
15	27.967	27.352	**31.394**	24.309	1'51.022	177,0	9:29'40.722
16	28.306	27.559	31.600	24.419	1'51.884	175,9	9:31'32.606

6° 1 A. CARRASCO (1'50.687)

Lap	Seg.1	Seg.2	Seg.3	Seg.4	Lap Time	km/h	Local Time
1		30.299	33.494	25.488		175,0	9:02'11.596
2	29.291	28.383	32.107	24.828	1'54.609	177,6	9:04'06.205
3	28.648	27.757	31.847	24.470	1'52.722	178,8	9:05'58.927
4	28.201	27.668	31.654	24.501	1'52.024	178,5	9:07'50.951
5	28.578	28.014	31.791	24.441	1'52.824	178,8	9:09'43.775
6	28.338	27.704	31.449	48.111	2'15.602P	179,4	9:11'59.377
7	5'50.575	28.248	32.016	24.598	7'15.437P	176,8	9:19'14.814
8	28.473	27.628	31.641	24.711	1'52.453	179,1	9:21'07.267
9	28.265	27.798	31.682	24.443	1'52.188	177,6	9:22'59.455
10	28.205	27.650	31.507	24.384	1'51.746	178,2	9:24'51.201
11	27.887	27.496	31.817	24.265	1'51.465	175,9	9:26'42.666
12	27.822	**27.447**	**31.222**	**24.196**	**1'50.687**	**180,9**	9:28'33.353
13	**27.812**	27.454	31.337	24.247	1'50.850	178,8	9:30'24.203

7° 8 M. PEREZ (1'50.795)

Lap	Seg.1	Seg.2	Seg.3	Seg.4	Lap Time	km/h	Local Time
1		30.079	32.827	25.144		173,9	9:02'21.003
2	28.344	28.026	31.826	25.053	1'53.249	177,9	9:04'14.252
3	28.318	27.593	31.806	24.634	1'52.351	175,3	9:06'06.603
4	28.222	27.989	31.858	25.899	1'53.968	175,3	9:08'00.571
5	27.956	27.425	31.386	24.457	1'51.224	**179,4**	9:09'51.795
6	31.911	28.505	32.542	4'58.907	6'31.865P	174,8	9:16'23.660
7	51.687	28.605	32.163	24.692	2'17.147P	172,8	9:18'40.807
8	27.955	29.196	31.918	24.421	1'53.490	173,1	9:20'34.297
9	27.937	27.755	31.825	26.513	1'54.030	174,8	9:22'28.327
10	**27.755**	27.380	31.378	24.985	1'51.498	178,2	9:24'19.825
11	30.062	31.765	32.298	27.421	2'01.546	172,0	9:26'21.371
12	27.919	27.720	31.573	24.370	1'51.582	175,3	9:28'12.953
13	27.868	**27.360**	**31.326**	**24.241**	**1'50.795**	177,6	9:30'03.748

8° 42 M. GARCIA (1'51.072)

Lap	Seg.1	Seg.2	Seg.3	Seg.4	Lap Time	km/h	Local Time
1							9:00'42.877
2	1'06.429	29.603	33.336	26.458	2'35.826P	173,4	9:03'18.703
3	30.019	28.729	32.364	25.574	1'56.686	**179,1**	9:05'15.389
4	29.126	28.243	32.193	25.283	1'54.845	176,5	9:07'10.234
5	28.656	27.832	32.103	47.218	2'15.809P	175,9	9:09'26.043
6	17'01.584	27.957	31.823	28.942	18'30.306P	176,8	9:27'56.349

21/06/2019 P = Pits In/Out - C = Lap Time Cancelled

These data/results cannot be reproduced, stored and/or transmitted in whole or in part by any manner of electronic, mechanical, photocopying, recording, broadcasting or otherwise now known or herein after developed without the previous express consent by the copyright owner, except for reproduction in daily press and regular printed publications on sale to the public within 60 days of the event related to those data/results and always provided that copyright symbol appears together as follows below.
© DORNA WSBK ORGANIZATION Srl 2019

Official Fuel Supplier
Official Tyre Supplier
Official Timekeeper

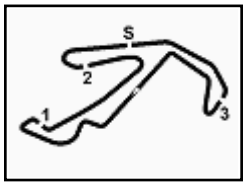

Pata Riviera di Rimini Round, 21-23 June 2019

Chronological Analysis Free Practice 1st Session Gr.A

Misano Circuit Sic 58 4.226 m

7	28.013	27.795	**31.287**	**24.415**	1'51.510	**179,1**	9:29'47.859
8	**27.803**	**27.390**	31.305	24.574	**1'51.072**	178,8	9:31'38.931

9° 15 M. BASTIANELLI (1'51.088)

Lap	Seg.1	Seg.2	Seg.3	Seg.4	Lap Time	km/h	Local Time
1		30.189	33.933	25.724		170,6	9:02'13.711
2	29.420	28.644	32.467	25.007	1'55.538	174,5	9:04'09.249
3	28.747	28.107	32.111	30.243	1'59.208	176,5	9:06'08.457
4	28.701	27.982	32.129	24.834	1'53.646	176,2	9:08'02.103
5	28.359	27.896	31.921	24.564	1'52.740	177,0	9:09'54.843
6	28.151	27.726	31.982	24.670	1'52.529C	176,5	9:11'47.372
7	28.699	28.701	32.963	42.321	2'12.684P	168,8	9:14'00.056
8	4'45.066	28.267	32.273	24.684	6'10.290P	173,9	9:20'10.346
9	28.173	27.802	32.001	24.568	1'52.544	175,3	9:22'02.890
10	27.971	27.797	31.782	24.505	1'52.055	176,8	9:23'54.945
11	32.179	27.460	31.821	26.030	1'57.490	177,9	9:25'52.435
12	29.380	27.596	37.154	27.207	2'01.337	136,7	9:27'53.772
13	27.971	27.595	31.652	**24.245**	1'51.463	177,9	9:29'45.235
14	**27.923**	**27.367**	**31.544**	24.254	**1'51.088**	**178,2**	9:31'36.323

10° 64 H. DE CANCELLIS (1'51.148)

Lap	Seg.1	Seg.2	Seg.3	Seg.4	Lap Time	km/h	Local Time
1							9:00'20.604
2	54.273	31.678	39.065	29.498	2'34.514P	141,5	9:02'55.118
3	29.022	28.382	32.297	24.888	1'54.589	174,2	9:04'49.707
4	28.471	27.766	31.894	24.653	1'52.784	175,0	9:06'42.491
5	28.490	27.663	31.831	24.430	1'52.414	176,2	9:08'34.905
6	27.938	27.580	31.634	**24.178**	1'51.330	177,0	9:10'26.235
7	28.040	27.696	31.734	24.457	1'51.927	175,6	9:12'18.162
8	28.088	32.735	37.889	25.130	2'03.842	168,8	9:14'22.004
9	27.976	27.674	31.861	24.222	1'51.733	172,5	9:16'13.737
10	32.980	30.243	32.600	24.611	2'00.434C	174,5	9:18'14.171
11	28.127	**27.393**	31.533	24.631	1'51.684	**182,1**	9:20'05.855
12	28.002	27.718	31.849	27.022	1'54.591	173,9	9:22'00.446
13	27.921	27.494	31.805	24.290	1'51.510	174,2	9:23'51.956
14	37.176	30.126	33.247	25.696	2'06.245C	174,8	9:25'58.201
15	27.852	27.473	**31.507**	24.316	**1'51.148**	175,6	9:27'49.349
16	27.769	27.512	31.613	24.426	1'51.320C	173,6	9:29'40.669
17	**27.762**	27.635	31.706	24.201	1'51.304	173,1	9:31'31.973

11° 16 M. LUNA BAYEN (1'51.206)

Lap	Seg.1	Seg.2	Seg.3	Seg.4	Lap Time	km/h	Local Time
1							9:01'24.946
2	58.065	31.180	33.797	25.675	2'28.717P	169,5	9:03'53.663
3	28.869	28.305	31.909	24.776	1'53.859	175,6	9:05'47.522
4	28.410	27.859	31.629	25.218	1'53.116	178,2	9:07'40.638
5	28.703	27.810	31.766	24.597	1'52.876	175,0	9:09'33.514
6	29.182	30.288	33.142	31.871	2'04.483	171,4	9:11'37.997
7	28.313	27.898	31.741	24.538	1'52.490	175,6	9:13'30.487
8	28.751	28.953	33.263	4'42.379	6'13.346P	166,4	9:19'43.833
9	57.598	28.139	31.611	24.450	2'21.798P	176,8	9:22'05.631
10	28.132	27.608	31.316	**24.316**	1'51.372	**181,8**	9:23'57.003
11	28.009	27.653	31.481	24.552	1'51.695	177,9	9:25'48.698
12	29.395	29.973	38.877	28.591	2'06.836	127,8	9:27'55.534
13	**27.988**	**27.393**	**31.221**	24.604	**1'51.206**	178,2	9:29'46.740
14	28.005	27.644	31.299	24.589	1'51.537	178,2	9:31'38.277

12° 41 J. JAHNIG (1'51.427)

Lap	Seg.1	Seg.2	Seg.3	Seg.4	Lap Time	km/h	Local Time
1							9:00'27.847
2	1'05.590	29.174	32.421	25.906	2'33.091P	178,2	9:03'00.938
3	28.945	27.971	31.604	24.895	1'53.415	179,1	9:04'54.353
4	28.477	27.576	31.586	24.708	1'52.347	178,5	9:06'46.700
5	**28.163**	27.779	31.381	**24.297**	1'51.620	**180,0**	9:08'38.320
6	28.176	**27.544**	**31.361**	24.346	**1'51.427**	179,7	9:10'29.747
7	28.555	30.097	33.383	4'10.374	5'42.409P	169,5	9:16'12.156
8	58.081	27.717	31.500	25.379	2'22.677P	178,5	9:18'34.833

13° 17 K. MEUFFELS (1'51.520)

Lap	Seg.1	Seg.2	Seg.3	Seg.4	Lap Time	km/h	Local Time
1							9:00'29.056
2	1'03.834	30.159	32.884	25.779	2'32.656P	179,4	9:03'01.712
3	29.438	28.045	32.050	25.127	1'54.660	178,8	9:04'56.372
4	28.992	27.661	31.715	25.034	1'53.402	178,8	9:06'49.774
5	29.116	27.705	31.734	24.943	1'53.498	179,1	9:08'43.272
6	28.719	27.637	31.663	24.906	1'52.925	179,4	9:10'36.197
7	28.620	27.645	31.879	24.829	1'52.973	178,8	9:12'29.170
8	28.480	27.723	32.009	24.934	1'53.146	178,5	9:14'22.316
9	28.555	27.492	31.970	24.894	1'52.911C	**179,7**	9:16'15.227
10	28.382	27.747	31.920	4'46.114	6'14.163P	177,6	9:22'29.390
11	50.968	28.196	32.470	24.764	2'16.398P	176,2	9:24'45.788
12	28.321	27.803	31.870	24.720	1'52.714	176,2	9:26'38.502
13	28.426	27.489	31.805	24.638	1'52.358	177,6	9:28'30.860
14	**28.217**	**27.279**	**31.507**	**24.517**	**1'51.520**	177,9	9:30'22.380

14° 7 T. KAWAKAMI (1'51.638)

Lap	Seg.1	Seg.2	Seg.3	Seg.4	Lap Time	km/h	Local Time
1							9:00'15.634
2	1'00.167	29.760	33.270	27.006	2'30.203P	173,9	9:02'45.837
3	29.184	27.784	32.518	25.456	1'54.942	175,0	9:04'40.779
4	28.887	27.988	32.195	25.004	1'54.074	173,9	9:06'34.853
5	28.502	27.788	32.174	24.790	1'53.254	174,5	9:08'28.107
6	31.112	32.335	31.913	24.840	2'00.200	176,8	9:10'28.307
7	28.102	27.392	31.799	24.653	1'51.946	176,8	9:12'20.253
8	29.510	30.530	37.547	25.204	2'02.791	155,4	9:14'23.044
9	28.424	27.463	31.813	24.568	1'52.268	174,2	9:16'15.312
10	28.642	27.811	32.134	29.292	1'57.879	178,5	9:18'13.191
11	28.249	27.702	32.336	24.837	1'53.124	172,2	9:20'06.315
12	28.457	27.778	**31.630**	26.531	1'54.396	177,6	9:22'00.711
13	28.041	**27.391**	31.876	24.525	1'51.833	177,3	9:23'52.544
14	32.708	31.800	32.572	**24.406**	2'01.486	**179,4**	9:25'54.030
15	28.139	27.514	33.350	28.557	1'57.560	166,4	9:27'51.590
16	28.042	27.770	32.474	24.419	1'52.705	177,6	9:29'44.295
17	**27.835**	27.624	31.728	24.451	**1'51.638**	178,5	9:31'35.933

15° 24 M. BERTE (1'51.752)

Lap	Seg.1	Seg.2	Seg.3	Seg.4	Lap Time	km/h	Local Time
1		31.301	33.357	25.992		172,5	9:02'19.216
2	29.368	28.130	32.020	25.309	1'54.827	176,2	9:04'14.043
3	28.847	27.868	31.961	24.940	1'53.616	**180,6**	9:06'07.659
4	28.425	27.817	31.841	24.806	1'52.889	179,1	9:08'00.548
5	31.092	29.109	32.830	5'10.868	6'43.899P	175,3	9:14'44.447
6	56.807	32.548	35.253	26.758	2'31.366P	165,4	9:17'15.813
7	28.717	31.509	32.502	24.884	1'57.612	173,6	9:19'13.425
8	28.625	27.886	31.887	24.893	1'53.291	177,0	9:21'06.716
9	31.260	27.995	32.144	24.603	1'56.002	175,0	9:23'02.718
10	28.398	27.514	31.727	24.501	1'52.140C	176,2	9:24'54.858
11	28.167	27.582	**31.531**	24.472	**1'51.752**	180,3	9:26'46.610
12	28.153	**27.499**	31.776	24.471	1'51.899	176,5	9:28'38.509
13	**28.132**	27.505	31.867	**24.407**	1'51.911	176,2	9:30'30.420

16° 71 T. EDWARDS (1'51.947)

Lap	Seg.1	Seg.2	Seg.3	Seg.4	Lap Time	km/h	Local Time
1		30.785	33.507	25.928		177,0	9:02'25.283
2	29.065	28.666	32.248	25.134	1'55.113	175,3	9:04'20.396
3	28.604	27.735	32.164	24.653	1'53.156	175,3	9:06'13.552

21/06/2019 P = Pits In/Out - C = Lap Time Cancelled

These data/results cannot be reproduced, stored and/or transmitted in whole or in part by any manner of electronic, mechanical, photocopying, recording, broadcasting or otherwise now known or herein after developed without the previous express consent by the copyright owner, except for reproduction in daily press and regular printed publications on sale to the public within 60 days of the event related to those data/results and always provided that copyright symbol appears together as follows below.
© DORNA WSBK ORGANIZATION Srl 2019

Official Fuel Supplier
Official Tyre Supplier
Official Timekeeper

1.5

WorldSSP300
116/05

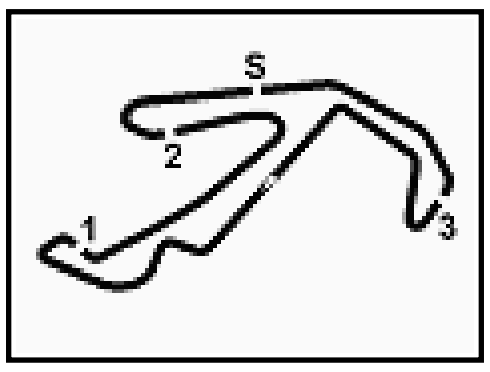

Pata Riviera di Rimini Round, 21-23 June 2019

Chronological Analysis Free Practice 1st Session Gr.A

Misano Circuit Sic 58 4.226 m

Lap	Seg.1	Seg.2	Seg.3	Seg.4	Lap Time	km/h	Local Time
4	28.382	28.010	32.236	44.572	2'13.200P	176,2	9:08'26.752
5	2'41.419	28.726	31.852	24.911	4'06.908P	177,0	9:12'33.660
6	28.274	27.922	32.402	24.749	1'53.347	174,8	9:14'27.007
7	28.362	**27.726**	32.023	24.679	1'52.790	174,2	9:16'19.797
8	28.197	27.820	32.064	24.941	1'53.022	174,5	9:18'12.819
9	28.416	28.024			1'59.313	173,4	9:20'12.132
10	28.215	27.748	31.962	24.706	1'52.631	176,2	9:22'04.763
11	28.397	27.805	32.094	**24.578**	1'52.874	175,0	9:23'57.637
12	28.290	27.866	31.988	26.635	1'54.779	175,0	9:25'52.416
13	29.163	27.961	34.238	31.314	2'02.676	172,5	9:27'55.092
14	**28.094**	27.778	**31.412**	24.663	**1'51.947**	180,0	9:29'47.039
15	28.291	27.790	31.609	24.687	1'52.377	**180,6**	9:31'39.416

17° 13 D. IOZZO (1'52.081)

Lap	Seg.1	Seg.2	Seg.3	Seg.4	Lap Time	km/h	Local Time
1							9:00'01.028
2	53.377	30.044	33.393	26.393	2'23.207P	173,9	9:02'24.235
3	29.939	28.938	32.786	25.307	1'56.970	**180,0**	9:04'21.205
4	28.817	28.228	32.372	25.180	1'54.597	171,7	9:06'15.802
5	30.936	30.812	32.472	1'50.368	3'24.588P	179,4	9:09'40.390
6	50.628	39.412	42.728	28.009	2'40.777CP	123,9	9:12'21.167
7	29.671	28.647	39.154	24.941	2'02.413	152,8	9:14'23.580
8	28.492	27.771	31.933	24.698	1'52.894	176,2	9:16'16.474
9	28.342	28.008	32.043	25.908	1'54.301	175,9	9:18'10.775
10	32.370	28.171	33.361	26.114	2'00.016	170,3	9:20'10.791
11	28.323	27.886	31.835	24.602	1'52.646	176,5	9:22'03.437
12	**28.108**	27.762	31.763	24.469	1'52.102	176,5	9:23'55.539
13	29.219	31.432	32.114	25.970	1'58.735	179,4	9:25'54.274
14	28.172	**27.608**	33.422	29.100	1'58.302	164,1	9:27'52.576
15	28.172	27.838	31.565	24.506	**1'52.081**	177,3	9:29'44.657
16	28.302	27.858	**31.475**	**24.456**	1'52.091	179,4	9:31'36.748

18° 52 O. KÖNIG (1'52.093)

Lap	Seg.1	Seg.2	Seg.3	Seg.4	Lap Time	km/h	Local Time
1		31.771	33.484	26.783		176,5	9:02'26.037
2	30.107	28.871	32.580	25.559	1'57.117	**177,6**	9:04'23.154
3	29.244	28.471	32.641	25.356	1'55.712	175,9	9:06'18.866
4	28.738	28.319	32.211	25.167	1'54.435	175,6	9:08'13.301
5	28.832	28.436	32.385	25.236	1'54.889	175,0	9:10'08.190
6	28.833	28.451	32.930	25.244	1'55.458	172,2	9:12'03.648
7	28.710	28.463	32.281	25.031	1'54.485	173,6	9:13'58.133
8	28.518	28.158	32.181	24.865	1'53.722	172,8	9:15'51.855
9	28.285	28.031	32.105	24.852	1'53.273	173,1	9:17'45.128
10	28.222	27.994	32.044	25.242	1'53.502	174,5	9:19'38.630
11	28.284	27.894	**31.800**	24.500	1'52.478	175,0	9:21'31.108
12	28.048	27.871	31.948	24.590	1'52.457	174,2	9:23'23.565
13	28.208	27.816	31.914	24.485	1'52.423	173,6	9:25'15.988
14	**27.993**	**27.803**	31.834	**24.463**	**1'52.093**	173,9	9:27'08.081

19° 47 F. HERNANDEZ MOYANO (1'52.139)

Lap	Seg.1	Seg.2	Seg.3	Seg.4	Lap Time	km/h	Local Time
1							9:00'12.351
2	1'01.386	30.289	34.587	27.121	2'33.383P	171,4	9:02'45.734
3	29.809	28.383	32.549	25.470	1'56.211	176,5	9:04'41.945
4	29.575	28.218	32.325	25.595	1'55.713	175,0	9:06'37.658
5	29.025	28.083	32.281	25.258	1'54.647	179,4	9:08'32.305
6	28.887	27.701	32.192	25.100	1'53.880	177,0	9:10'26.185
7	28.944	27.550	32.190	24.908	1'53.592	181,2	9:12'19.777
8	28.693	28.708	39.411	25.626	2'02.438	98,1	9:14'22.215
9	28.267	27.605	31.973	24.530	1'52.375	176,8	9:16'14.590
10	28.261	27.521	32.076	26.299	1'54.157	175,9	9:18'08.747
11	29.446	29.118	33.227	25.629	1'57.420	166,2	9:20'06.167
12	28.188	27.534	**31.947**	24.618	1'52.287	177,3	9:21'58.454
13	28.698	28.673	32.468	**24.445**	1'54.284	**184,0**	9:23'52.738
14	29.344	29.011	33.268	24.504	1'56.127	172,0	9:25'48.865
15	28.788	28.551	36.414	27.427	2'01.180	111,2	9:27'50.045
16	**27.993**	**27.267**	32.134	24.745	**1'52.139**	177,3	9:29'42.184
17	29.299	27.821	31.957	24.516	1'53.593	176,5	9:31'35.777

20° 31 T. ERHARD (1'52.340)

Lap	Seg.1	Seg.2	Seg.3	Seg.4	Lap Time	km/h	Local Time
1							9:00'34.718
2	1'07.479	29.630	34.304	26.517	2'37.930P	174,2	9:03'12.648
3	30.703	28.538	32.980	25.790	1'58.011	176,8	9:05'10.659
4	29.617	28.611	32.876	25.546	1'56.650	177,9	9:07'07.309
5	29.479	28.009	32.706	27.406	1'57.600	**178,5**	9:09'04.909
6	29.223	27.953	32.101	25.375	1'54.652	177,3	9:10'59.561
7	28.891	28.106	32.176	25.136	1'54.309	176,2	9:12'53.870
8	28.646	27.789	31.994	24.852	1'53.281	175,9	9:14'47.151
9	28.470	27.848	32.129	24.945	1'53.392	174,5	9:16'40.543
10	28.685	27.746	32.171	24.636	1'53.238	175,3	9:18'33.781
11	28.467	27.790	32.002	25.347	1'53.606	175,6	9:20'27.387
12	29.222	27.840	32.158	24.841	1'54.061	175,6	9:22'21.448
13	28.828	27.727	31.978	24.580	1'53.113	175,9	9:24'14.561
14	28.451	27.586	33.696	26.205	1'55.938	175,9	9:26'10.499
15	**28.421**	27.493	**31.739**	24.687	**1'52.340**	176,8	9:28'02.839
16	28.623	28.413	31.921	24.742	1'53.699	175,6	9:29'56.538
17	28.635	**27.328**	31.984	**24.573**	1'52.520	176,2	9:31'49.058

21° 14 E. DE LA VEGA (1'52.439)

Lap	Seg.1	Seg.2	Seg.3	Seg.4	Lap Time	km/h	Local Time
1							9:00'13.209
2	1'02.307	30.660	34.025	26.061	2'33.053P	169,5	9:02'46.262
3	29.802	28.387	32.484	25.264	1'55.937	176,2	9:04'42.199
4	29.673	28.068	32.296	25.474	1'55.511	**177,6**	9:06'37.710
5	29.244	27.712	32.442	24.991	1'54.389	174,5	9:08'32.099
6	28.889	27.773	32.510	24.962	1'54.134	173,9	9:10'26.233
7	28.697	27.610	**31.927**	24.973	1'53.207	176,2	9:12'19.440
8	31.939	28.620	34.311	6'05.515	7'40.385P	170,6	9:19'59.825
9	1'04.497	28.150	32.372	24.878	2'29.897P	173,9	9:22'29.722
10	28.457	27.828	32.846	25.169	1'54.300	172,2	9:24'24.022
11	28.367	27.580	32.138	24.720	1'52.805	173,9	9:26'16.827
12	28.200	27.577	31.958	**24.704**	**1'52.439**	174,2	9:28'09.266
13	**28.186**	**27.531**	32.032	24.881	1'52.630	173,6	9:30'01.896

22° 46 S. DI SORA (1'52.490)

Lap	Seg.1	Seg.2	Seg.3	Seg.4	Lap Time	km/h	Local Time
1							9:00'29.758
2	57.171	32.162	35.639	27.093	2'32.065P	171,2	9:03'01.823
3	30.401	29.229	32.899	26.033	1'58.562	176,8	9:05'00.385
4	29.340	28.558	32.854	25.529	1'56.281	175,9	9:06'56.666
5	29.183	28.072	31.950	25.360	1'54.565	**179,1**	9:08'51.231
6	28.637	28.169	32.145	25.443	1'54.394	177,6	9:10'45.625
7	28.629	28.239	32.144	25.091	1'54.103	176,5	9:12'39.728
8	28.705	28.225	32.286	4'36.144	6'05.360P	175,0	9:18'45.088
9	52.764	30.836	33.518	25.032	2'22.150P	168,5	9:21'07.238
10	28.647	27.982	31.907	24.905	1'53.441	177,3	9:23'00.679
11	28.484	28.003	31.814	24.864	1'53.165	177,0	9:24'53.844
12	28.305	28.091	32.244	24.789	1'53.429	176,2	9:26'47.273
13	**28.222**	**27.796**	31.819	**24.653**	**1'52.490**	178,2	9:28'39.763
14	28.245	27.886	**31.792**	24.658	1'52.581	177,0	9:30'32.344

23° 33 K. HARTMANN (1'52.995)

Lap	Seg.1	Seg.2	Seg.3	Seg.4	Lap Time	km/h	Local Time
1							9:00'57.712
2	1'08.607	30.690	33.728	25.891	2'38.916P	170,9	9:03'36.628

21/06/2019 P = Pits In/Out - C = Lap Time Cancelled

These data/results cannot be reproduced, stored and/or transmitted in whole or in part by any manner of electronic, mechanical, photocopying, recording, broadcasting or otherwise now known or herein after developed without the previous express consent by the copyright owner, except for reproduction in daily press and regular printed publications on sale to the public within 60 days of the event related to those data/results and always provided that copyright symbol appears together as follows below.
© DORNA WSBK ORGANIZATION Srl 2019

Official Fuel Supplier
FICR PERUGIA TIMING Official Tyre Supplier
SWISS WATCHES SINCE 1853
Official Timekeeper

SUPERSPORT300 FIM WORLD CHAMPIONSHIP

1.5

WorldSSP300
116/05

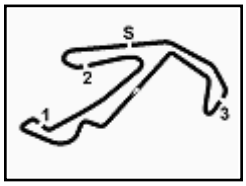

Pata Riviera di Rimini Round, 21-23 June 2019
Chronological Analysis Free Practice 1st Session Gr.A

Misano Circuit Sic 58 4.226 m

3	29.498	29.011	32.514	25.412	1'56.435	172,8	9:05'33.063	7	29.608	28.411	32.599	25.898	1'56.516	177,0	9:12'32.589
4	28.893	28.541	32.385	25.221	1'55.040	172,0	9:07'28.103	8	29.045	28.686	32.471	25.875	1'56.077	**180,6**	9:14'28.666
5	28.797	28.518	32.079	24.899	1'54.293	172,5	9:09'22.396	9	29.033	28.397	32.730	25.903	1'56.063	174,8	9:16'24.729
6	28.614	28.366	32.108	25.401	1'54.489	173,4	9:11'16.885	10	29.126	28.178	39.282	27.429	2'04.015	165,6	9:18'28.744
7	30.760	31.026	34.201	7'03.930	8'39.917P	171,2	9:19'56.802	11	29.458	28.629	33.536	26.953	1'58.576	170,3	9:20'27.320
8	1'08.066	29.144	32.617	25.556	2'35.383P	173,1	9:22'32.185	12	29.617	28.443	32.601	25.868	1'56.529	176,2	9:22'23.849
9	28.917	28.741	32.313	24.821	1'54.792	173,6	9:24'26.977	13	29.180	28.334	32.761	25.660	1'55.935	175,0	9:24'19.784
10	28.548	28.251	32.123	25.857	1'54.779	**173,9**	9:26'21.756	14	28.866	28.348	32.736	25.598	1'55.548	174,2	9:26'15.332
11	28.446	**27.945**	**31.931**	**24.673**	**1'52.995**	173,4	9:28'14.751	15	**28.854**	28.448	32.495	25.537	1'55.334	178,8	9:28'10.666
12	**28.442**	28.081	32.105	24.741	1'53.369	173,6	9:30'08.120	16	28.986	**28.130**	**32.212**	**25.210**	**1'54.538**	175,6	9:30'05.204

24° — **51 D. KOOPMAN (1'53.701)**

Lap	Seg.1	Seg.2	Seg.3	Seg.4	Lap Time	km/h	Local Time
1							9:01'50.571
2	1'02.346	30.904	33.255	26.030	2'32.535P	174,8	9:04'23.106
3	29.804	28.848	32.443	25.540	1'56.635	**175,9**	9:06'19.741
4	29.199	28.516	32.401	25.553	1'55.669	175,3	9:08'15.410
5	29.259	28.704	32.629	25.272	1'55.864	174,2	9:10'11.274
6	28.866	28.621	32.356	25.298	1'55.141C	174,2	9:12'06.415
7	28.775	28.366	32.286	25.035	1'54.462	173,6	9:14'00.877
8	28.757	28.310	32.266	24.890	1'54.223	172,5	9:15'55.100
9	28.712	28.192	**32.238**	**24.881**	1'54.023	173,4	9:17'49.123
10	28.655	28.359	32.741	3'42.455	5'12.210P	172,5	9:23'01.333
11	56.765	29.166	32.984	25.254	2'24.169P	170,3	9:25'25.502
12	28.597	28.442	32.489	25.476	1'55.004	171,7	9:27'20.506
13	28.631	**28.106**	32.305	24.985	1'54.027	172,2	9:29'14.533
14	**28.418**	28.140	32.261	24.882	**1'53.701**	172,0	9:31'08.234

25° — **23 P. GIACOMINI (1'53.935)**

Lap	Seg.1	Seg.2	Seg.3	Seg.4	Lap Time	km/h	Local Time
1							9:01'23.245
2	53.214	30.337	33.493	26.380	2'23.424P	173,6	9:03'46.669
3	29.547	28.714	32.884	25.769	1'56.914	173,9	9:05'43.583
4	29.608	28.900	32.760	25.279	1'56.547	173,6	9:07'40.130
5	29.507	28.023	**32.134**	25.095	1'54.759	**175,9**	9:09'34.889
6	28.831	28.631	33.261	7'59.054	9'29.777P	172,8	9:19'04.666
7	47.896	28.594	32.982	25.370	2'14.842P	171,7	9:21'19.508
8	29.127	28.271	32.625	25.006	1'55.029C	172,5	9:23'14.537
9	28.805	28.582	32.637	1'31.945	3'01.969P	171,4	9:26'16.506
10	45.255	28.755	32.414	25.219	2'11.643P	172,5	9:28'28.149
11	**28.745**	**27.945**	32.238	**25.007**	**1'53.935**	173,1	9:30'22.084

26° — **11 K. ARDUINI (1'53.946)**

Lap	Seg.1	Seg.2	Seg.3	Seg.4	Lap Time	km/h	Local Time
1		30.187	33.111	26.153		170,1	9:02'24.297
2	29.182	29.461	32.586	25.133	1'56.362	171,2	9:04'20.659
3	28.492	28.446	**32.056**	24.994	1'53.988	**173,4**	9:06'14.647
4	28.618	28.538	32.681	4'51.776	6'21.613P	170,6	9:12'36.260
5	57.827	29.653	33.206	25.178	2'25.864P	165,4	9:15'02.124
6	28.468	28.529	32.672	25.183	1'54.852	166,9	9:16'56.976
7	28.407	28.484	32.595	24.990	1'54.476	168,0	9:18'51.452
8	31.882	32.430	35.500	5'48.547	7'28.359P	155,0	9:26'19.811
9	48.940	28.629	32.399	**24.833**	2'14.801P	168,5	9:28'34.612
10	**28.247**	**28.285**	32.496	24.918	**1'53.946**	**173,4**	9:30'28.558

27° — **19 B. MOLINA (1'54.538)**

Lap	Seg.1	Seg.2	Seg.3	Seg.4	Lap Time	km/h	Local Time
1							9:00'04.572
2	58.009	30.836	35.577	30.016	2'34.438P	169,5	9:02'39.010
3	31.507	29.701	33.842	27.326	2'02.376	173,6	9:04'41.386
4	30.924	28.535	33.095	26.722	1'59.276	177,3	9:06'40.662
5	29.992	28.530	32.800	26.369	1'57.691	177,3	9:08'38.353
6	29.513	28.786	32.934	26.487	1'57.720	176,2	9:10'36.073

28° — **84 K. ALOISI (1'55.330)**

Lap	Seg.1	Seg.2	Seg.3	Seg.4	Lap Time	km/h	Local Time
1		32.714	34.797	27.252		171,7	9:03'41.640
2	31.160	30.022	33.453	26.508	2'01.143	172,8	9:05'42.783
3	29.954	29.603	32.837	26.196	1'58.590	**177,3**	9:07'41.373
4	29.407	28.829	32.707	25.750	1'56.693	175,9	9:09'38.066
5	31.388	31.139	32.655	26.171	2'01.353	176,2	9:11'39.419
6	29.108	28.926	32.814	41.073	2'11.921P	176,5	9:13'51.340
7	3'20.989	31.837	33.117	25.752	4'51.695P	174,2	9:18'43.035
8	29.373	28.822	32.816	25.637	1'56.648	173,6	9:20'39.683
9	29.063	28.764	32.572	25.561	1'55.960	174,8	9:22'35.643
10	**28.900**	28.604	**32.506**	**25.320**	**1'55.330**	174,2	9:24'30.973
11	28.995	**28.560**	32.621	25.348	1'55.524	173,9	9:26'26.497
12	31.815	33.569	33.825	27.617	2'06.826	171,4	9:28'33.323
13	29.028	28.574	32.687	25.580	1'55.869	175,0	9:30'29.192

29° — **9 S. NAUD (1'56.693)**

Lap	Seg.1	Seg.2	Seg.3	Seg.4	Lap Time	km/h	Local Time
1		31.903	36.687	1'41.972		167,2	9:03'35.040
2	54.274	31.231	36.286	1'26.454	3'28.245P	168,2	9:07'03.285
3	52.768	31.646	35.337	28.542	2'28.293P	173,1	9:09'31.578
4	31.775	30.104	33.941	27.745	2'03.565	174,5	9:11'35.143
5	31.711	29.868	34.273	27.116	2'02.968	163,6	9:13'38.111
6	30.840	29.945	33.656	26.894	2'01.335	173,9	9:15'39.446
7	30.463	29.256	33.541	26.612	1'59.872	173,9	9:17'39.318
8	29.951	29.185	33.285	26.745	1'59.166	174,2	9:19'38.484
9	29.847	28.856	32.970	26.284	1'57.957	176,2	9:21'36.441
10	29.669	29.275	33.313	26.605	1'58.862	175,6	9:23'35.303
11	29.704	29.235	32.915	26.147	1'58.001	175,9	9:25'33.304
12	29.617	28.793	32.885	**25.845**	1'57.140	**176,8**	9:27'30.444
13	29.413	**28.565**	**32.841**	25.874	**1'56.693**	**176,8**	9:29'27.137
14	**29.283**	29.429	37.993	27.479	2'04.184	147,5	9:31'31.321

21/06/2019 P = Pits In/Out - C = Lap Time Cancelled

These data/results cannot be reproduced, stored and/or transmitted in whole or in part by any manner of electronic, mechanical, photocopying, recording, broadcasting or otherwise now known or herein after developed without the previous express consent by the copyright owner, except for reproduction in daily press and regular printed publications on sale to the public within 60 days of the event related to those data/results and always provided that copyright symbol appears together as follows below.
© DORNA WSBK ORGANIZATION Srl 2019

Pata MEMBER OF MOL GROUP RACING FUEL
Official Fuel Supplier
PIRELLI
Official Tyre Supplier
TISSOT SWISS WATCHES SINCE 1853
Official Timekeeper

FKR PERUGIA TIMING