SUPERSPORT300 FIM WORLD CHAMPIONSHIP

2.4

WorldSSP300
116/05

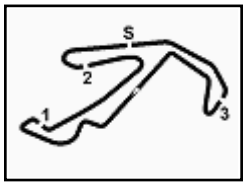

Pata Riviera di Rimini Round, 21-23 June 2019
Chronological Analysis Free Practice 1st Session Gr.B

Misano Circuit Sic 58 4.226 m

1° 72 V. STEEMAN (1'50.863)

Lap	Seg.1	Seg.2	Seg.3	Seg.4	Lap Time	km/h	Local Time
1		29.241	33.866	25.349		162,2	9:47'24.557
2	28.686	27.951	31.760	1'21.985	2'50.382P	178,5	9:50'14.939
3	50.263	28.312	42.034	4'25.260	6'25.869P	137,4	9:56'40.808
4	48.981	28.086	31.842	24.748	2'13.657P	179,7	9:58'54.465
5	28.152	27.447	**31.230**	24.443	1'51.272	**181,8**	10:00'45.737
6	28.116	27.535	31.357	24.382	1'51.390	**181,8**	10:02'37.127
7	27.855	27.547	31.534	24.475	1'51.411	176,8	10:04'28.538
8	27.849	27.396	31.276	24.342	**1'50.863**	180,3	10:06'19.401
9	32.547	28.363	32.339	4'05.562	5'38.811CP	172,2	10:11'58.212
10	1'01.708	28.800	33.326	25.075	2'28.909P	166,9	10:14'27.121
11	27.917	**27.336**	31.421	**24.238**	1'50.912	179,1	10:16'18.033
12	28.856	27.583	32.274	25.349	1'54.062	174,5	10:18'12.095
13	**27.825**	27.469	31.474	24.394	1'51.162	179,4	10:20'03.257

2° 4 E. VOCINO (1'51.137)

Lap	Seg.1	Seg.2	Seg.3	Seg.4	Lap Time	km/h	Local Time
1							9:45'26.796
2	53.028	30.446	33.865	25.507	2'22.846P	164,9	9:47'49.642
3	28.495	27.888	31.902	24.536	1'52.821	173,6	9:49'42.463
4	28.357	27.989	32.207	27.630	1'56.183C	172,5	9:51'38.646
5	33.167	28.975	34.490	3'34.413	5'11.045P	164,1	9:56'49.691
6	48.488	28.931	32.208	24.547	2'14.174P	172,8	9:59'03.865
7	28.016	28.034	31.757	24.356	1'52.163	173,1	10:00'56.028
8	27.931	27.841	31.914	24.804	1'52.490	174,5	10:02'48.518
9	28.207	27.635	31.573	24.475	1'51.890	174,5	10:04'40.408
10	29.157	28.375	32.873	5'27.410	6'57.815P	164,1	10:11'38.223
11	47.678	31.193	35.241	27.854	2'21.966P	165,6	10:14'00.189
12	**27.836**	27.664	31.636	24.111	1'51.247	**175,9**	10:15'51.436
13	31.872	31.111	33.495	24.497	2'00.975C	171,2	10:17'52.411
14	28.088	**27.529**	**31.414**	**24.106**	**1'51.137**	**175,9**	10:19'43.548

3° 88 B. IERACI (1'51.319)

Lap	Seg.1	Seg.2	Seg.3	Seg.4	Lap Time	km/h	Local Time
1							9:46'35.395
2	49.693	30.002	33.196	25.783	2'18.674P	170,9	9:48'54.069
3	28.845	28.213	32.275	24.931	1'54.264	172,2	9:50'48.333
4	28.262	27.927	42.831	4'21.161	6'00.181P	135,3	9:56'48.514
5	47.735	28.566	31.951	24.581	2'12.833P	174,2	9:59'01.347
6	28.104	27.615	31.675	24.527	1'51.921	175,0	10:00'53.268
7	28.158	27.600	31.621	24.358	1'51.737	177,3	10:02'45.005
8	**27.977**	27.565	**31.349**	24.428	**1'51.319**	**180,6**	10:04'36.324
9	28.067	**27.526**	31.481	**24.328**	1'51.402	177,3	10:06'27.726
10	28.131	29.898	35.556	3'23.219	4'56.804P	126,6	10:11'24.530
11	49.850	29.828	32.401	24.736	2'16.815P	172,8	10:13'41.345
12	28.307	27.692	32.074	24.462	1'52.535	173,9	10:15'33.880
13	28.070	27.623	31.729	25.035	1'52.457	174,8	10:17'26.337
14	28.305	28.909	32.604	24.444	1'54.262	172,0	10:19'20.599
15	28.088	27.787	31.984	24.520	1'52.379	173,4	10:21'12.978

4° 25 A. VERDOÏA (1'51.394)

Lap	Seg.1	Seg.2	Seg.3	Seg.4	Lap Time	km/h	Local Time
1		29.937	32.770	25.453		173,4	9:47'40.167
2	28.827	28.228	31.818	25.155	1'54.028	178,5	9:49'34.195
3	28.218	27.739	32.137	24.839	1'52.933C	179,7	9:51'27.128
4	32.015	32.934	35.304	55.478	2'35.731CP	174,5	9:54'02.859
5	3'09.225	28.265	32.364	24.887	4'34.741P	176,5	9:58'37.600
6	28.228	27.713	31.749	24.883	1'52.573	178,2	10:00'30.173
7	28.459	28.050	32.788	24.709	1'54.006	163,1	10:02'24.179
8	28.263	32.673	32.429	24.796	1'58.161	173,6	10:04'22.340
9	27.977	27.657	**31.390**	24.370	**1'51.394**	178,5	10:06'13.734
10	27.938	**27.376**	31.708	24.807	1'51.829	**184,9**	10:08'05.563
11	28.353	31.597	32.820	42.884	2'15.654P	172,8	10:10'21.217
12	2'11.056	28.688	32.115	24.809	3'36.668P	175,9	10:13'57.885
13	28.012	27.709	32.293	24.746	1'52.760	172,2	10:15'50.645
14	31.365	27.744	31.798	27.855	1'58.762C	177,9	10:17'49.407
15	**27.936**	27.451	31.788	**24.301**	1'51.476	181,8	10:19'40.883

5° 91 G. MORA (1'51.397)

Lap	Seg.1	Seg.2	Seg.3	Seg.4	Lap Time	km/h	Local Time
1		32.053	33.533	24.919		165,4	9:47'23.353
2	28.001	27.963	31.730	24.364	1'52.058	173,4	9:49'15.411
3	27.938	28.277	**31.650**	24.801	1'52.666	173,9	9:51'08.077
4	28.716	30.721	33.517	44.370	2'17.324CP	168,8	9:53'25.401
5	3'53.055	28.931	31.830	24.650	5'18.466P	174,8	9:58'43.867
6	27.823	28.155	31.805	24.454	1'52.237	172,0	10:00'36.104
7	27.806	27.712	31.796	24.468	1'51.782	**175,0**	10:02'27.886
8	27.954	**27.654**	31.661	24.592	1'51.861	173,9	10:04'19.747
9	**27.767**	27.792	31.775	24.668	1'52.002	174,5	10:06'11.749
10	28.171	28.119	32.593	24.772	1'53.655	170,6	10:08'05.404
11	37.283	29.611	33.624	38.428	2'18.946CP	167,7	10:10'24.350
12	4'07.058	28.497	31.802	24.550	5'31.907P	174,8	10:15'56.257
13	28.150	28.120	31.873	24.669	1'52.812	172,8	10:17'49.069
14	27.838	27.695	31.683	**24.181**	**1'51.397**	174,2	10:19'40.466

6° 20 D. LOUREIRO (1'51.593)

Lap	Seg.1	Seg.2	Seg.3	Seg.4	Lap Time	km/h	Local Time
1		29.750	33.092	25.180		175,0	9:47'11.296
2	28.700	28.118	31.971	24.872	1'53.661	176,2	9:49'04.957
3	28.420	28.038	32.173	24.763	1'53.394C	172,8	9:50'58.351
4	28.015	29.935	36.370	4'26.949	6'01.269P	163,9	9:56'59.620
5	48.646	29.023	32.324	24.721	2'14.714P	172,5	9:59'14.334
6	28.143	28.195	31.981	24.558	1'52.877	173,1	10:01'07.211
7	**28.018**	27.963	31.950	24.724	1'52.655C	173,6	10:02'59.866
8	28.077	27.874	32.256	1'56.732	3'24.939P	173,9	10:06'24.805
9	54.694	37.928	35.287	1'07.086	3'14.995P	161,2	10:09'39.800
10	44.532	36.540	37.364	30.462	2'28.898P	174,2	10:12'08.698
11	28.306	27.774	32.079	24.557	1'52.716	**179,1**	10:14'01.414
12	28.308	27.599	32.153	24.835	1'52.895	176,2	10:15'54.309
13	28.133	**27.410**	32.890	28.446	1'56.879	178,2	10:17'51.188
14	28.307	27.438	**31.439**	**24.409**	**1'51.593**	178,8	10:19'42.781

7° 95 S. DEROUE (1'51.601)

Lap	Seg.1	Seg.2	Seg.3	Seg.4	Lap Time	km/h	Local Time
1		28.474	32.251	25.317		175,9	9:49'07.699
2	29.005	27.781	31.630	24.661	1'53.077	177,6	9:51'00.776
3	28.342	29.016	37.037	3'48.125	5'22.520P	165,9	9:56'23.296
4	48.179	28.240	32.132	25.101	2'13.652P	177,6	9:58'36.948
5	28.370	27.902	31.915	24.815	1'53.002	174,5	10:00'29.950
6	28.488	28.347	34.125	26.094	1'57.054	160,2	10:02'27.004
7	28.228	27.714	31.639	24.550	1'52.131	176,8	10:04'19.135
8	28.095	27.842	31.840	24.726	1'52.503	174,5	10:06'11.638
9	30.261	28.450	32.255	24.698	1'55.664	176,2	10:08'07.302
10	28.029	29.821	37.982	24.955	2'00.787	130,9	10:10'08.089
11	28.317	27.462	32.786	39.196	2'07.761	177,3	10:12'15.850
12	28.070	27.565	31.669	24.397	1'51.701	176,8	10:14'07.551
13	28.122	27.540	31.609	24.452	1'51.723	176,8	10:15'59.274
14	**27.906**	27.461	**31.324**	25.024	1'51.715	**178,8**	10:17'50.989
15	28.201	**27.445**	31.606	**24.349**	**1'51.601**	178,2	10:19'42.590

8° 65 J. FACCO (1'51.738)

Lap	Seg.1	Seg.2	Seg.3	Seg.4	Lap Time	km/h	Local Time
1							9:45'30.116
2	53.018	30.787	33.446	25.683	2'22.934P	168,2	9:47'53.050

21/06/2019 P = Pits In/Out - C = Lap Time Cancelled

These data/results cannot be reproduced, stored and/or transmitted in whole or in part by any manner of electronic, mechanical, photocopying, recording, broadcasting or otherwise now known or herein after developed without the previous express consent by the copyright owner, except for reproduction in daily press and regular printed publications on sale to the public within 60 days of the event related to those data/results and always provided that copyright symbol appears together as follows below.
© DORNA WSBK ORGANIZATION Srl 2019

Official Fuel Supplier
Official Tyre Supplier
Official Timekeeper

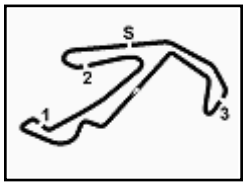

Pata Riviera di Rimini Round, 21-23 June 2019

Chronological Analysis Free Practice 1st Session Gr.B

Misano Circuit Sic 58 4.226 m

3	28.887	28.316	32.260	25.020	1'54.483	170,9	9:49'47.533
4	28.544	28.046	32.792	26.359	1'55.741C	172,0	9:51'43.274
5	32.259	29.674	35.033	3'26.926	5'03.892P	164,1	9:56'47.166
6	49.710	28.532	31.979	24.733	2'14.954P	174,5	9:59'02.120
7	28.174	27.914	31.878	25.320	1'53.286	174,8	10:00'55.406
8	28.048	27.954	31.728	24.651	1'52.381	174,2	10:02'47.787
9	**27.992**	27.830	31.584	25.327	1'52.733	174,8	10:04'40.520
10	28.551	28.010	33.034	3'46.057	5'15.652P	165,4	10:09'56.172
11	43.831	28.598	32.492	25.086	2'10.007P	171,7	10:12'06.179
12	28.165	28.023	31.696	24.860	1'52.744	173,6	10:13'58.923
13	28.228	27.941	31.918	24.471	1'52.558C	174,2	10:15'51.481
14	31.118	31.576	32.613	24.676	1'59.983	175,3	10:17'51.464
15	28.227	**27.653**	**31.319**	**24.539**	**1'51.738**	**177,9**	10:19'43.202

9° 27 F. ROVELLI (1'51.774)

Lap	Seg.1	Seg.2	Seg.3	Seg.4	Lap Time	km/h	Local Time
1		30.053	33.271	25.834		173,4	9:47'10.272
2	28.574	28.644	32.226	25.208	1'54.652	173,1	9:49'04.924
3	28.535	28.184	32.190	24.582	1'53.491	175,0	9:50'58.415
4	28.104	30.313	38.421	46.410	2'23.248CP	157,4	9:53'21.663
5	3'57.106	28.842	32.150	24.770	5'22.868P	175,6	9:58'44.531
6	28.010	28.053	31.739	**24.365**	1'52.167	173,1	10:00'36.698
7	27.950	**27.665**	**31.516**	24.807	1'51.938	175,6	10:02'28.636
8	27.931	27.689	31.711	24.707	1'52.038	**181,2**	10:04'20.674
9	**27.851**	27.757	31.661	24.505	**1'51.774**	174,2	10:06'12.448
10	28.033	27.823	32.054	24.966	1'52.876	174,5	10:08'05.324
11	34.040	28.718	32.778	24.906	2'00.442C	170,1	10:10'05.766
12	28.385	28.349	36.693	35.454	2'08.881	164,1	10:12'14.647
13	28.414	33.429	32.879	39.952	2'14.674P	169,5	10:14'29.321
14	2'59.450	28.801	32.335	24.898	4'25.484P	171,2	10:18'54.805
15	28.252	28.174	32.261	24.806	1'53.493	170,3	10:20'48.298

10° 85 K. SABATUCCI (1'51.810)

Lap	Seg.1	Seg.2	Seg.3	Seg.4	Lap Time	km/h	Local Time
1							9:45'23.770
2	53.968	30.405	33.848	25.578	2'23.799P	166,7	9:47'47.569
3	28.741	28.189	32.623	24.906	1'54.459	172,0	9:49'42.028
4	28.460	28.266	32.467	26.614	1'55.807C	170,1	9:51'37.835
5	31.726	29.595	34.345	3'11.909	4'47.575P	165,4	9:56'25.410
6	48.128	28.060	32.041	25.217	2'13.446P	174,5	9:58'38.856
7	28.236	27.627	31.598	24.739	1'52.200	176,5	10:00'31.056
8	28.159	27.862	31.941	24.727	1'52.689	177,0	10:02'23.745
9	30.609	29.362	32.054	25.786	1'57.811	178,8	10:04'21.556
10	28.015	27.823	**31.546**	**24.501**	1'51.885	175,9	10:06'13.441
11	28.036	27.340	31.580	24.854	**1'51.810**	**179,1**	10:08'05.251
12	30.366	28.701	33.790	1'47.613	3'20.470P	164,6	10:11'25.721
13	1'00.063	33.108	34.397	25.639	2'33.207P	158,4	10:13'58.928
14	27.978	27.883	33.122	24.699	1'53.682	162,7	10:15'52.610
15	**27.908**	27.660	34.202	27.197	1'56.967	159,1	10:17'49.577
16	27.963	**27.187**	31.650	24.327	1'51.127C	**179,1**	10:19'40.704

11° 3 M. PEDENEAU (1'52.098)

Lap	Seg.1	Seg.2	Seg.3	Seg.4	Lap Time	km/h	Local Time
1		33.821	34.880	27.382		169,8	9:47'35.677
2	29.737	28.320	32.741	25.475	1'56.273	176,5	9:49'31.950
3	28.734	28.208	32.773	25.502	1'55.217C	175,3	9:51'27.167
4	33.215	33.234	35.943	3'22.835	5'05.227P	169,8	9:56'32.394
5	51.744	28.546	32.402	25.041	2'17.733P	174,2	9:58'50.127
6	28.419	28.010	31.941	24.872	1'53.242	174,5	10:00'43.369
7	31.903	31.776	32.598	26.089	2'02.366	174,2	10:02'45.735
8	28.232	27.797	31.890	24.741	1'52.660	175,3	10:04'38.395
9	**28.047**	**27.712**	31.780	**24.559**	**1'52.098**	176,2	10:06'30.493
10	28.208	27.999	31.911	24.871	1'52.989	174,8	10:08'23.482
11	28.080	27.715	**31.719**	24.985	1'52.499	**177,3**	10:10'15.981
12	29.202	30.627	33.664	1'57.760	3'31.253P	168,8	10:13'47.234
13	54.977	28.749	32.656	25.019	2'21.401P	172,8	10:16'08.635
14	28.175	27.864	31.876	24.678	1'52.593	175,3	10:18'01.228
15	28.377	27.887	33.390	24.804	1'54.458	173,4	10:19'55.686

12° 30 D. BLIN (1'52.101)

Lap	Seg.1	Seg.2	Seg.3	Seg.4	Lap Time	km/h	Local Time
1							9:44'54.256
2	1'08.471	31.249	34.576	26.463	2'40.759P	168,8	9:47'35.015
3	29.736	28.734	33.204	25.611	1'57.285	169,5	9:49'32.300
4	28.975	28.262	32.683	25.127	1'55.047C	173,4	9:51'27.347
5	32.223	32.547	35.607	3'18.093	4'58.470P	173,9	9:56'25.817
6	59.044	28.175	32.773	25.124	2'25.116P	174,8	9:58'50.933
7	28.498	27.685	32.065	24.852	1'53.100	174,8	10:00'44.033
8	28.343	28.307	32.466	24.886	1'54.002	169,8	10:02'38.035
9	28.470	30.411	32.422	24.799	1'56.102	176,5	10:04'34.137
10	28.381	27.947	32.031	24.702	1'53.061	180,3	10:06'27.198
11	28.787	28.311	32.775	24.886	1'54.759	165,4	10:08'21.957
12	28.465	28.038	32.152	24.707	1'53.362	174,5	10:10'15.319
13	28.210	28.515	32.235	27.294	1'56.254	171,4	10:12'11.573
14	28.341	27.975	32.212	24.690	1'53.218	171,2	10:14'04.791
15	28.244	**27.553**	31.847	**24.457**	**1'52.101**	179,7	10:15'56.892
16	28.112	27.641	31.928	24.699	1'52.380	175,9	10:17'49.272
17	**27.865**	27.760	**31.843**	24.450	1'51.918C	**181,8**	10:19'41.190

13° 69 J. BUIS (1'52.155)

Lap	Seg.1	Seg.2	Seg.3	Seg.4	Lap Time	km/h	Local Time
1		29.745	33.330	25.878		175,9	9:47'11.906
2	29.046	28.318	32.144	25.349	1'54.857	177,0	9:49'06.763
3	28.565	28.122	32.239	24.977	1'53.903	180,0	9:51'00.666
4	28.667	29.201	37.116	3'47.459	5'22.443P	173,9	9:56'23.109
5	48.689	28.675	32.475	25.008	2'14.847P	177,3	9:58'37.956
6	28.574	27.829	31.995	25.029	1'53.427	179,7	10:00'31.383
7	28.166	27.821	**31.680**	24.756	1'52.423	**181,2**	10:02'23.806
8	29.768	28.201	33.981	24.881	1'56.831	164,6	10:04'20.637
9	28.275	**27.545**	31.836	**24.499**	**1'52.155**	180,6	10:06'12.792
10	**27.972**	27.741	32.430	24.930	1'53.073	180,6	10:08'05.865
11	28.359	29.237	35.817	25.223	1'58.636	166,2	10:10'04.501
12	29.874	28.211	34.241	1'51.463	3'23.789P	**181,2**	10:13'28.290
13	54.779	31.629	32.685	24.762	2'23.855P	172,8	10:15'52.145
14	28.187	27.718	32.086	24.703	1'52.694	174,8	10:17'44.839
15	28.795	28.801	32.224	24.592	1'54.412	177,6	10:19'39.251

14° 21 B. SANCHEZ (1'52.402)

Lap	Seg.1	Seg.2	Seg.3	Seg.4	Lap Time	km/h	Local Time
1							9:47'39.680
2					1'53.567		9:49'33.247
3					1'52.657C		9:51'25.904
4					5'04.179P		9:56'30.083
5	52.001	28.759	32.294	24.671	2'17.725P	173,4	9:58'47.808
6	28.180	28.269	31.922	24.616	1'52.987	174,2	10:00'40.795
7	27.877	28.400	31.978	2'04.254	3'32.509P	175,6	10:04'13.304
8	46.610	32.362	32.014	24.551	2'15.537P	176,5	10:06'28.841
9	28.112	27.914	**31.773**	24.730	1'52.529	176,8	10:08'21.370
10	34.162	29.160	33.066	2'08.982	3'45.370P	171,7	10:12'06.740
11	51.441	29.294	33.259	25.300	2'19.294P	170,3	10:14'26.034
12	28.048	**27.874**	32.099	**24.381**	**1'52.402**	173,9	10:16'18.436
13	**27.776**	28.098	32.066	24.726	1'52.666	173,9	10:18'11.102

15° 48 T. BRIANTI (1'52.491)

Lap	Seg.1	Seg.2	Seg.3	Seg.4	Lap Time	km/h	Local Time
1		30.892	33.426	25.791		169,3	9:48'14.871

21/06/2019 P = Pits In/Out - C = Lap Time Cancelled

These data/results cannot be reproduced, stored and/or transmitted in whole or in part by any manner of electronic, mechanical, photocopying, recording, broadcasting or otherwise now known or herein after developed without the previous express consent by the copyright owner, except for reproduction in daily press and regular printed publications on sale to the public within 60 days of the event related to those data/results and always provided that copyright symbol appears together as follows below.
© DORNA WSBK ORGANIZATION Srl 2019

Pata RACING FUEL Official Fuel Supplier
PIRELLI Official Tyre Supplier
FICR PERUGIA TIMING
TISSOT SWISS WATCHES SINCE 1853 Official Timekeeper

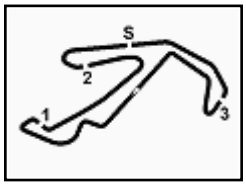

Pata Riviera di Rimini Round, 21-23 June 2019

Chronological Analysis Free Practice 1st Session Gr.B

Misano Circuit Sic 58 4.226 m

2	29.238	28.731	32.555	24.993	1'55.517	170,9	9:50'10.388
3	28.783	28.171	34.442	55.948	2'27.344CP	171,4	9:52'37.732
4	4'36.406	28.194	32.095	24.776	6'01.471P	175,9	9:58'39.203
5	28.562	27.876	**31.547**	**24.604**	1'52.589	177,0	10:00'31.792
6	28.164	27.920	32.124	24.794	1'53.002	177,0	10:02'24.794
7	28.641	29.515	34.942	24.747	1'57.845	175,6	10:04'22.639
8	28.410	27.852	31.694	24.712	1'52.668	177,3	10:06'15.307
9	28.290	**27.669**	32.026	25.229	1'53.214	175,6	10:08'08.521
10	30.353	28.547	32.530	24.645	1'56.075	171,4	10:10'04.596
11	31.331	28.386	32.764	25.273	1'57.754	**180,3**	10:12'02.350
12	28.342	27.763	31.867	24.861	1'52.833	177,9	10:13'55.183
13	34.228	28.519	31.795	25.042	1'59.584C	177,9	10:15'54.767
14	28.227	27.862	31.978	24.750	1'52.817	177,0	10:17'47.584
15	**28.076**	27.766	31.908	24.741	**1'52.491**	177,9	10:19'40.075

16° 54 B. SOFUOGLU (1'52.567)

Lap	Seg.1	Seg.2	Seg.3	Seg.4	Lap Time	km/h	Local Time
1		31.007	33.987	26.312		171,2	9:47'12.411
2	29.652	29.333	32.948	25.763	1'57.696	172,8	9:49'10.107
3	29.187	29.488	33.652	25.257	1'57.584	172,5	9:51'07.691
4	29.811	31.547	41.863	57.045	2'40.266CP	134,8	9:53'47.957
5	3'28.698	30.051	33.293	24.791	4'56.833P	163,9	9:58'44.790
6	28.328	28.156	**31.942**	24.779	1'53.205	174,5	10:00'37.995
7	28.247	28.074	32.813	25.150	1'54.284	171,7	10:02'32.279
8	29.431	31.451	31.963	45.698	2'18.543P	174,8	10:04'50.822
9	3'33.594	35.058	41.022	25.145	5'14.819P	122,6	10:10'05.641
10	28.961	29.118	33.256	32.771	2'04.106	176,8	10:12'09.747
11	28.309	28.259	32.297	25.097	1'53.962	172,8	10:14'03.709
12	28.005	27.927	32.543	24.571	1'53.046	173,9	10:15'56.755
13	**27.981**	33.371	34.571	24.609	2'00.532	163,1	10:17'57.287
14	28.140	**27.918**	32.002	**24.507**	**1'52.567**	**178,8**	10:19'49.854

17° 97 M. KAPPLER (1'52.578)

Lap	Seg.1	Seg.2	Seg.3	Seg.4	Lap Time	km/h	Local Time
1		30.603	34.318	26.328		165,9	9:47'25.459
2	29.578	28.956	32.879	25.453	1'56.866	172,5	9:49'22.325
3	29.140	28.596	32.923	25.297	1'55.956	172,5	9:51'18.281
4	29.003	30.456	39.446	3'38.172	5'17.077P	159,1	9:56'35.358
5	53.159	28.725	32.379	25.236	2'19.499P	174,5	9:58'54.857
6	28.307	27.773	**31.835**	24.663	**1'52.578**	**177,6**	10:00'47.435
7	28.910	27.871	31.918	24.690	1'53.389	176,2	10:02'40.824
8	**28.238**	27.961	32.109	24.801	1'53.109	174,8	10:04'33.933
9	28.421	27.986	31.983	24.789	1'53.179	175,3	10:06'27.112
10	34.689	28.398	32.799	3'46.693	5'22.579CP	172,2	10:11'49.691
11	56.205	28.160	32.112	24.800	2'21.277P	176,2	10:14'10.968
12	28.326	**27.750**	32.120	24.872	1'53.068	175,3	10:16'04.036
13	28.301	27.754	32.022	24.780	1'52.857	177,0	10:17'56.893
14	28.294	27.824	32.118	**24.660**	1'52.896	175,0	10:19'49.789

18° 56 N. BERNABÈ (1'52.729)

Lap	Seg.1	Seg.2	Seg.3	Seg.4	Lap Time	km/h	Local Time
1		30.645	33.576	25.484		168,8	9:48'30.414
2	28.875	28.047	32.357	24.910	1'54.189	170,1	9:50'24.603
3	28.400	27.917	33.575	49.180	2'19.072CP	170,9	9:52'43.675
4	6'18.920	38.693	32.487	24.845	7'54.945P	174,8	10:00'38.620
5	**28.294**	28.253	32.431	44.912	2'13.890P	173,9	10:02'52.510
6	2'01.677	28.305	31.928	24.887	3'26.797P	173,9	10:06'19.307
7	28.467	28.026	32.056	24.676	1'53.225	171,7	10:08'12.532
8	28.390	**27.775**	**31.900**	24.664	**1'52.729**	**177,0**	10:10'05.261
9	28.725	28.016	32.297	**24.621**	1'53.659	172,5	10:11'58.920
10	40.327	31.159	34.860	33.245	2'19.591C	171,2	10:14'18.511
11	28.765	27.908	32.186	24.723	1'53.582	171,7	10:16'12.093
12	32.443	34.061	36.752	46.166	2'29.422P	161,9	10:18'41.515

19° 36 B. NEILA (1'52.801)

Lap	Seg.1	Seg.2	Seg.3	Seg.4	Lap Time	km/h	Local Time
1		29.979	33.165	25.670		173,6	9:47'41.103
2	28.882	28.071	31.811	24.884	1'53.648	176,8	9:49'34.751
3	28.517	27.699	32.196	24.484	1'52.896C	177,3	9:51'27.647
4	31.733	32.231	35.511	55.631	2'35.106CP	166,9	9:54'02.753
5	3'06.064	30.415	32.817	24.941	4'34.237P	171,2	9:58'36.990
6	28.680	28.034	**31.756**	24.842	1'53.312	177,0	10:00'30.302
7	28.543	27.713	32.270	24.841	1'53.367	172,5	10:02'23.669
8	29.232	28.197	33.356	25.384	1'56.169	165,6	10:04'19.838
9	28.318	28.542	31.898	**24.607**	1'53.365	178,2	10:06'13.203
10	**28.066**	**27.696**	32.135	24.904	**1'52.801**	**179,4**	10:08'06.004
11	28.545	30.942	33.294	25.037	1'57.818	170,1	10:10'03.822
12	29.691	29.899	32.768	46.682	2'19.040P	176,5	10:12'22.862
13	1'00.151	28.936	32.252	24.955	2'26.294P	172,2	10:14'49.156
14	28.256	28.292	32.121	24.762	1'53.431	172,8	10:16'42.587
15	29.553	29.734	33.308	48.400	2'20.995P	171,7	10:19'03.582

20° 44 T. BRAMICH (1'53.074)

Lap	Seg.1	Seg.2	Seg.3	Seg.4	Lap Time	km/h	Local Time
1		29.751	34.264	25.627		168,8	9:47'10.462
2	29.306	28.723	32.111	25.421	1'55.561	177,3	9:49'06.023
3	28.791	28.389	32.668	24.870	1'54.718	174,8	9:51'00.741
4	29.040	29.222	36.963	3'50.451	5'25.676P	173,6	9:56'26.417
5	47.600	28.133	32.054	24.831	2'12.618P	176,2	9:58'39.035
6	29.172	**27.693**	**31.860**	24.673	1'53.398	177,6	10:00'32.433
7	**28.384**	28.427	32.009	25.053	1'53.873	176,2	10:02'26.306
8	29.787	28.118	32.232	25.230	1'55.367	178,2	10:04'21.673
9	30.245	31.443	34.497	3'34.609	5'10.794P	167,7	10:09'32.467
10	50.032	34.254	38.565	26.243	2'29.094P	166,7	10:12'01.561
11	28.892	28.320	32.162	24.782	1'54.156	175,6	10:13'55.717
12	28.790	31.327	31.879	24.795	1'56.791	**179,4**	10:15'52.508
13	28.614	27.905	31.935	**24.620**	**1'53.074**	176,8	10:17'45.582
14	28.600	28.094	32.829	24.763	1'54.286	177,0	10:19'39.868

21° 61 Y. OKAYA (1'53.150)

Lap	Seg.1	Seg.2	Seg.3	Seg.4	Lap Time	km/h	Local Time
1		29.879	33.828	26.053		175,3	9:47'14.855
2	30.073	28.563	32.757	25.571	1'56.964	177,0	9:49'11.819
3	29.115	28.176	32.762	25.032	1'55.085	175,9	9:51'06.904
4	29.702	31.476	35.445	48.375	2'24.998CP	165,1	9:53'31.902
5	3'42.447	28.775	32.392	25.010	5'08.624P	175,3	9:58'40.526
6	28.503	28.154	32.000	24.944	1'53.601	175,0	10:00'34.127
7	28.649	28.239	32.291	25.165	1'54.344	174,8	10:02'28.471
8	28.573	27.990	31.846	24.886	1'53.295	177,3	10:04'21.766
9	28.849	27.748	**31.825**	24.728	**1'53.150**	179,1	10:06'14.916
10	28.489	27.955	32.140	**24.610**	1'53.194	176,8	10:08'08.110
11	28.447	28.013	32.523	24.997	1'53.980	172,8	10:10'02.090
12	28.677	29.222	35.890	25.517	1'59.306	152,1	10:12'01.396
13	28.549	28.190	32.413	24.810	1'53.962	177,3	10:13'55.358
14	30.203	28.000	32.546	24.649	1'55.398	172,2	10:15'50.756
15	28.789	29.210	32.593	25.670	1'56.262	176,5	10:17'47.018
16	**28.371**	**27.726**	32.135	25.087	1'53.319	**180,0**	10:19'40.337

22° 78 J. FORAY (1'53.253)

Lap	Seg.1	Seg.2	Seg.3	Seg.4	Lap Time	km/h	Local Time
1		30.160	34.599	31.094		168,8	9:47'33.840
2	29.579	28.745	32.964	25.543	1'56.831	173,6	9:49'30.671
3	28.891	28.665	32.584	25.055	1'55.195	175,3	9:51'25.866
4	33.033	32.056	35.405	45.176	2'25.670CP	166,4	9:53'51.536
5	3'19.555	28.972	32.524	25.162	4'46.213P	175,0	9:58'37.749
6	28.502	**27.784**	32.142	24.825	**1'53.253**	177,3	10:00'31.002

21/06/2019 P = Pits In/Out - C = Lap Time Cancelled

These data/results cannot be reproduced, stored and/or transmitted in whole or in part by any manner of electronic, mechanical, photocopying, recording, broadcasting or otherwise now known or herein after developed without the previous express consent by the copyright owner, except for reproduction in daily press and regular printed publications on sale to the public within 60 days of the event related to those data/results and always provided that copyright symbol appears together as follows below.
© DORNA WSBK ORGANIZATION Srl 2019

panta RACING FUEL Official Fuel Supplier
PIRELLI Official Tyre Supplier
FICR PERUGIA TIMING
TISSOT SWISS WATCHES SINCE 1853 Official Timekeeper

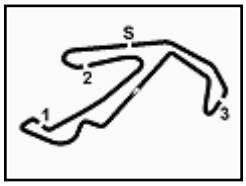

Pata Riviera di Rimini Round, 21-23 June 2019

Chronological Analysis Free Practice 1st Session Gr.B

Misano Circuit Sic 58 4.226 m

7	28.771	27.804	32.265	24.738	1'53.578	**180,9**	10:02'24.580
8	28.681	28.122	32.657	29.858	1'59.318	174,5	10:04'23.898
9	28.510	28.615	32.363	40.561	2'10.049P	172,0	10:06'33.947
10	4'07.905	28.399	32.130	25.533	5'33.967P	176,8	10:12'07.914
11	28.510	28.125	32.188	25.285	1'54.108	175,9	10:14'02.022
12	28.668	28.465	**31.995**	**24.716**	1'53.844	178,5	10:15'55.866
13	**28.362**	28.196	32.575	36.512	2'05.645	174,5	10:18'01.511
14	32.352	28.698	39.178	25.501	2'05.729	162,9	10:20'07.240

23° 35 F. DE BRUIN (1'53.372)

Lap	Seg.1	Seg.2	Seg.3	Seg.4	Lap Time	km/h	Local Time
1		30.044	34.186	26.302		173,6	9:47'14.087
2	30.003	28.703	32.917	25.535	1'57.158	175,3	9:49'11.245
3	29.061	28.594	32.717	25.187	1'55.559	177,6	9:51'06.804
4	28.668	29.697	34.648	3'59.429	5'32.442P	170,1	9:56'39.246
5	46.574	28.621	32.939	25.144	2'13.278P	173,6	9:58'52.524
6	28.520	28.141	32.629	24.988	1'54.278	173,4	10:00'46.802
7	29.306	28.616	32.626	25.704	1'56.252C	**178,2**	10:02'43.054
8	28.663	28.353	32.412	24.926	1'54.354	173,4	10:04'37.408
9	28.558	27.999	32.286	24.854	1'53.697	173,6	10:06'31.105
10	28.484	**27.824**	32.250	24.955	1'53.513	**178,2**	10:08'24.618
11	28.707	28.092	32.358	24.772	1'53.929	174,5	10:10'18.547
12	**28.347**	27.902	32.275	24.848	**1'53.372**	173,6	10:12'11.919
13	28.521	27.946	**32.124**	24.860	1'53.451	175,9	10:14'05.370
14	35.103	27.958	32.257	24.884	2'00.202C	173,1	10:16'05.572
15	28.438	27.972	32.169	24.805	1'53.384	173,6	10:17'58.956
16	28.403	28.061	32.236	**24.697**	1'53.397	173,9	10:19'52.353

24° 77 V. SCHWARZ (1'53.806)

Lap	Seg.1	Seg.2	Seg.3	Seg.4	Lap Time	km/h	Local Time
1		31.090	33.719	25.998		176,2	9:47'13.587
2	29.723	29.057	32.842	25.435	1'57.057	177,0	9:49'10.644
3	28.908	28.492	33.315	25.395	1'56.110	171,2	9:51'06.754
4	29.532	30.367	33.918	3'40.670	5'14.487P	169,8	9:56'21.241
5	51.302	28.241	32.453	25.063	2'17.059P	175,3	9:58'38.300
6	28.572	28.464	32.119	24.850	1'54.005	175,3	10:00'32.305
7	28.735	28.473	**32.017**	24.953	1'54.178	**179,1**	10:02'26.483
8	29.111	28.083	32.499	24.744	1'54.437	175,6	10:04'20.920
9	28.484	28.696	32.414	24.962	1'54.556	175,6	10:06'15.476
10	**28.356**	28.362	32.045	25.043	**1'53.806**	175,3	10:08'09.282
11	28.883	28.458	32.296	25.172	1'54.809	172,5	10:10'04.091
12	29.650	28.929	33.068	25.128	1'56.775	172,5	10:12'00.866
13	28.755	28.190	32.946	24.775	1'54.666	171,2	10:13'55.532
14	29.264	28.396	33.117	24.896	1'55.673	170,3	10:15'51.205
15	28.747	**27.998**	32.433	**24.634**	1'53.812	174,5	10:17'45.017
16	28.856	28.460	32.524	24.647	1'54.487	171,2	10:19'39.504

25° 12 R. DORE (1'54.096)

Lap	Seg.1	Seg.2	Seg.3	Seg.4	Lap Time	km/h	Local Time
1		31.077	33.819	26.576		171,2	9:47'13.033
2	29.812	29.095	33.455	25.674	1'58.036	172,8	9:49'11.069
3	28.762	28.704	33.529	25.409	1'56.404	170,6	9:51'07.473
4	29.583	31.425	35.817	3'48.516	5'25.341P	157,0	9:56'32.814
5	51.618	28.491	32.577	25.406	2'18.092P	174,2	9:58'50.906
6	28.969	27.798	32.412	25.586	1'54.765C	174,8	10:00'45.671
7	29.004	28.092	32.495	25.493	1'55.084	172,8	10:02'40.755
8	**28.672**	28.163	32.405	25.268	1'54.508	174,5	10:04'35.263
9	28.740	28.588	32.495	25.277	1'55.100	174,8	10:06'30.363
10	28.845	**28.071**	**32.212**	**24.968**	**1'54.096**	174,2	10:08'24.459
11	32.792	28.231	32.682	25.709	1'59.414	175,3	10:10'23.873
12	30.940	31.211	34.111	47.320	2'23.582P	165,6	10:12'47.455
13	1'14.061	32.329	33.666	25.954	2'46.010P	168,8	10:15'33.465
14	28.964	28.163	32.589	25.270	1'54.986	172,5	10:17'28.451
15	28.958	28.222	32.445	25.423	1'55.048	173,4	10:19'23.499
16	29.543	28.824	33.249	25.708	1'57.324	**175,6**	10:21'20.823

26° 93 A. QUINET (1'54.982)

Lap	Seg.1	Seg.2	Seg.3	Seg.4	Lap Time	km/h	Local Time
1		31.371	34.229	26.571		**173,6**	9:47'13.560
2	30.306	29.292	33.629	27.153	2'00.380	172,8	9:49'13.940
3	29.813	29.000	33.591	5'53.651	7'26.055P	171,4	9:56'39.995
4	49.999	29.267	33.393	26.552	2'19.211P	169,5	9:58'59.206
5	29.096	28.589	32.979	25.522	1'56.186	172,5	10:00'55.392
6	28.947	**28.060**	**32.875**	**25.100**	**1'54.982**	172,8	10:02'50.374
7	32.625	28.769	33.178	25.371	1'59.943	168,0	10:04'50.317
8	28.876	28.569	32.903	25.620	1'55.968	169,0	10:06'46.285
9	28.976	28.471	33.007	25.455	1'55.909	169,0	10:08'42.194
10	**28.833**	28.718	33.165	25.260	1'55.976	168,8	10:10'38.170
11	29.003	28.550	33.328	5'37.261	7'08.142P	166,4	10:17'46.312
12	49.320	29.504	33.379	26.185	2'18.388P	168,2	10:20'04.700

27° 32 A. PELIKANOVA (1'56.823)

Lap	Seg.1	Seg.2	Seg.3	Seg.4	Lap Time	km/h	Local Time
1							9:46'37.185
2	55.731	31.959	34.841	27.602	2'30.133P	170,9	9:49'07.318
3	31.684	30.041	33.717	26.522	2'01.964	178,8	9:51'09.282
4	30.555	30.251	41.857	3'34.126	5'16.789P	141,7	9:56'26.071
5	52.180	29.676	33.249	26.638	2'21.743P	175,3	9:58'47.814
6	30.324	28.931	32.592	26.048	1'57.895	**179,1**	10:00'45.709
7	30.226	28.693	32.633	26.210	1'57.762	177,3	10:02'43.471
8	29.869	28.686	**32.554**	**25.714**	**1'56.823**	177,0	10:04'40.294
9	30.370	**28.621**	32.755	26.054	1'57.800	173,9	10:06'38.094
10	29.838	29.128	32.764	25.890	1'57.620	173,6	10:08'35.714
11	29.691	28.726	32.612	25.875	1'56.904	174,8	10:10'32.618
12	30.009	29.129	32.888	3'01.088	4'33.114P	173,4	10:15'05.732
13	51.489	29.708	33.259	26.227	2'20.683P	168,5	10:17'26.415
14	29.703	28.794	32.635	25.811	1'56.943	174,2	10:19'23.358
15	**29.457**	29.028	32.974	25.786	1'57.245	172,2	10:21'20.603

28° 39 J. PEREZ GONZALEZ (1'58.077)

Lap	Seg.1	Seg.2	Seg.3	Seg.4	Lap Time	km/h	Local Time
1		30.976	35.402	26.746		172,2	9:47'15.731
2	29.923	28.920	**33.207**	**26.027**	**1'58.077**	**174,8**	9:49'13.808

29° 82 J. HYDE (1'58.110)

Lap	Seg.1	Seg.2	Seg.3	Seg.4	Lap Time	km/h	Local Time
1		30.560	34.779	26.691		170,3	9:47'15.895
2	30.112	29.053	**33.084**	**25.861**	**1'58.110**	173,9	9:49'14.005

21/06/2019 P = Pits In/Out - C = Lap Time Cancelled

These data/results cannot be reproduced, stored and/or transmitted in whole or in part by any manner of electronic, mechanical, photocopying, recording, broadcasting or otherwise now known or herein after developed without the previous express consent by the copyright owner, except for reproduction in daily press and regular printed publications on sale to the public within 60 days of the event related to those data/results and always provided that copyright symbol appears together as follows below.
© DORNA WSBK ORGANIZATION Srl 2019

Pata RACING FUEL — Official Fuel Supplier
PIRELLI — Official Tyre Supplier
FICR PERUGIA TIMING
TISSOT SWISS WATCHES SINCE 1853 — Official Timekeeper