

## Pata Riviera di Rimini Round, 21-23 June 2019

### Results Superpole Gr. B

Misano Circuit Sic 58 4.226 m  
1 / 2

No.	Rider	Nat	Team	Bike	Class	Time	Gap	Rel.	Laps	Speed	
										Avg	Max
1	25 A. VERDOÍA	FRA	BCD Yamaha MS Racing	Yamaha YZF-R3	B	<b>1'59.231</b>			8	127,598	<b>182,1</b>
2	72 V. STEEMAN	NED	Freudenberg KTM Junior Team	KTM RC 390 R	B	<b>2'00.143</b>	0.912	0.912	10	126,629	<b>175,3</b>
3	4 E. VOCINO	ITA	GRADARA Corse	Yamaha YZF-R3	B	<b>2'00.582</b>	1.351	0.439	9	126,168	<b>172,8</b>
4	44 T. BRAMICH	AUS	Carl Cox-RT Motorsports by SKM-Kawasaki	Kawasaki Ninja 400	B	<b>2'00.846</b>	1.615	0.264	9	125,892	<b>175,3</b>
5	69 J. BUIS	NED	MTM Racing Team	Kawasaki Ninja 400	B	<b>2'01.376</b>	2.145	0.530	9	125,343	<b>180,6</b>
6	27 F. ROVELLI	ITA	Kawasaki ParkinGO Team	Kawasaki Ninja 400	B	<b>2'01.526</b>	2.295	0.150	8	125,188	<b>176,2</b>
7	88 B. IERACI	ITA	Kawasaki GP Project	Kawasaki Ninja 400	B	<b>2'01.638</b>	2.407	0.112	8	125,073	<b>177,0</b>
8	20 D. LOUREIRO	RSA	Nutec - RT Motorsports by SKM - Kawasaki	Kawasaki Ninja 400	B	<b>2'01.800</b>	2.569	0.162	9	124,906	<b>177,3</b>
9	95 S. DEROUE	NED	Kawasaki MOTOPOST	Kawasaki Ninja 400	B	<b>2'01.928</b>	2.697	0.128	8	124,775	<b>181,2</b>
10	21 B. SANCHEZ	ESP	Scuderia Maranga Racing	Kawasaki Ninja 400	B	<b>2'01.959</b>	2.728	0.031	8	124,744	<b>178,5</b>
11	91 G. MORA	ITA	AG Motorsport Italia Yamaha	Yamaha YZF-R3	B	<b>2'01.987</b>	2.756	0.028	8	124,715	<b>170,9</b>
12	3 M. PEDENEAU	FRA	Team MHP Racing-Patrick Pons	Yamaha YZF-R3	B	<b>2'02.036</b>	2.805	0.049	10	124,665	<b>173,1</b>
13	61 Y. OKAYA	JPN	DS Junior Team	Kawasaki Ninja 400	B	<b>2'02.085</b>	2.854	0.049	10	124,615	<b>174,8</b>
14	65 J. FACCO	ITA	Semakin Di Depan Bibliion Motocrossing	Yamaha YZF-R3	B	<b>2'02.216</b>	2.985	0.131	7	124,481	<b>176,2</b>
15	30 D. BLIN	POL	Terra e Moto	Yamaha YZF-R3	B	<b>2'02.757</b>	3.526	0.541	10	123,933	<b>175,0</b>
16	12 R. DORE	FRA	Team MHP Racing-Patrick Pons	Yamaha YZF-R3	B	<b>2'02.864</b>	3.633	0.107	6	123,825	<b>173,1</b>
17	36 B. NEILA	ESP	BCD Yamaha MS Racing	Yamaha YZF-R3	B	<b>2'02.906</b>	3.675	0.042	8	123,782	<b>177,6</b>
18	97 M. KAPPLER	GER	Freudenberg KTM WorldSSP Team	KTM RC 390 R	B	<b>2'03.043</b>	3.812	0.137	9	123,645	<b>174,2</b>
19	54 B. SOFUOGLU	TUR	Turkish Puccetti Racing by TSM	Kawasaki Ninja 400	B	<b>2'03.062</b>	3.831	0.019	8	123,625	<b>175,6</b>
20	32 A. PELIKANOVA	CZE	Kawasaki GP Project	Kawasaki Ninja 400	B	<b>2'03.156</b>	3.925	0.094	8	123,531	<b>178,2</b>
21	35 F. DE BRUIN	NED	Team Trasimeno Yamaha	Yamaha YZF-R3	B	<b>2'03.186</b>	3.955	0.030	10	123,501	<b>173,6</b>
22	39 J. PEREZ GONZALEZ	ESP	DS Junior Team	Kawasaki Ninja 400	B	<b>2'03.222</b>	3.991	0.036	7	123,465	<b>177,3</b>
23	48 T. BRIANTI	ITA	Prodina IRCOS Kawasaki	Kawasaki Ninja 400	B	<b>2'03.353</b>	4.122	0.131	9	123,334	<b>172,8</b>
24	77 V. SCHWARZ	CZE	ACCR Czech Talent Team - Willi Race	Kawasaki Ninja 400	B	<b>2'03.354</b>	4.123	0.001	8	123,333	<b>173,4</b>
25	78 J. FORAY	FRA	Prodina IRCOS Kawasaki	Kawasaki Ninja 400	B	<b>2'03.555</b>	4.324	0.201	9	123,132	<b>175,6</b>
26	85 K. SABATUCCI	ITA	Team Trasimeno Yamaha	Yamaha YZF-R3	B	<b>2'03.864</b>	4.633	0.309	10	122,825	<b>174,5</b>
27	93 A. QUINET	FRA	TGP Racing	Honda CBR500R	B	<b>2'05.186</b>	5.955	1.322	5	121,528	<b>171,4</b>
----- Not Qualified -----											
NQ	56 N. BERNABÉ	ITA	RM Racing	Kawasaki Ninja 400	B	<b>2'11.677</b>	12.446	6.491	6	115,537	<b>173,1</b>

Qualifying Lap Time (107% of 1'59.231): 2'07.578

Top 3 Average Time: 1'59.985

AIR	Humidity:	63%	Temp:	27°C
TRACK	Condition:	Wet	Temp:	30°C

Records	Pole (SP2)	2018 G.Hendra Pratama	1'50.517	137,660	Km/h
	Race (RC)	2018 A.Carrasco	1'51.309	136,680	Km/h
	All Times (SP)	2019 M.Gonzalez	1'49.646	138,750	Km/h

Start 22/06/2019 12:50 End 13:12 The results are provisional until the end of the time limit for protests and appeals and the completion of the technical checks.

These data/results cannot be reproduced, stored and/or transmitted in whole or in part by any manner of electronic, mechanical, photocopying, recording, broadcasting or otherwise now known or herein after developed without the previous express consent by the copyright owner, except for reproduction in daily press and regular printed publications on sale to the public within 60 days of the event related to those data/results and always provided that copyright symbol appears together as follows below.

© DORNA WSBK ORGANIZATION Srl 2019



Official Fuel Supplier

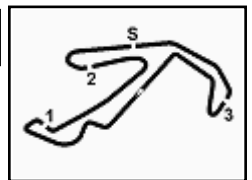


PIRELLI PERUGIA TIMING

Official Tyre Supplier



Official Timekeeper


**Pata Riviera di Rimini Round, 21-23 June 2019**
**Results Superpole Gr. B**

Misano Circuit Sic 58 4.226 m

2 / 2

### Session Highlights

Local Time	No. Rider	Description
12.50.00		Start
12.51.12		Wet Practice (Lights On)
12.57.01	27 F. ROVELLI	Lap Cancelled (2'06.342) - Exceeded Track Limits - Turn 16
12.58.08		DROPS of RAIN in Sector 3
12.58.43		DROPS of RAIN in Sectors 3 & 4
13.04.57	93 A. QUINET	Crashed - Turn 6
13.05.38	12 R. DORE	Crashed - Turn 3
13.07.01	12 R. DORE	Medical Centre
13.08.57	44 T. BRAMICH	Current Lap Cancelled - Exceeded Track Limits - Turn 1
13.08.59	25 A. VERDOÏA	Current Lap Cancelled - Exceeded Track Limits - Turn 1
13.11.15	77 V. SCHWARZ	Lap Cancelled (2'03.651) - Exceeded Track Limits - Turn 16
13.12.21		End Of Session

### Fastest Laps Sequence

No.	Rider	Nat	Team	Bike	Local Time	Time	Gap	Avg
44	T. BRAMICH	AUS	Carl Cox-RT Motorsports by SKM-Kawasaki	Kawasaki Ninja 400	12:54'24.878	<b>2'05.878</b>		120,860
44	T. BRAMICH	AUS	Carl Cox-RT Motorsports by SKM-Kawasaki	Kawasaki Ninja 400	12:56'28.727	<b>2'03.849</b>	-2.029	122,840
27	F. ROVELLI	ITA	Kawasaki ParkinGO Team	Kawasaki Ninja 400	12:56'32.156	<b>2'03.676</b>	-0.173	123,012
72	V. STEEMAN	NED	Freudenberg KTM Junior Team	KTM RC 390 R	12:57'10.931	<b>2'03.644</b>	-0.032	123,044
44	T. BRAMICH	AUS	Carl Cox-RT Motorsports by SKM-Kawasaki	Kawasaki Ninja 400	12:58'31.185	<b>2'02.458</b>	-1.186	124,235
27	F. ROVELLI	ITA	Kawasaki ParkinGO Team	Kawasaki Ninja 400	12:58'33.857	<b>2'01.701</b>	-0.757	125,008
25	A. VERDOÏA	FRA	BCD Yamaha MS Racing	Yamaha YZF-R3	13:02'43.299	<b>2'00.143</b>	-1.558	126,629
25	A. VERDOÏA	FRA	BCD Yamaha MS Racing	Yamaha YZF-R3	13:04'42.530	<b>1'59.231</b>	-0.912	127,598

22/06/2019      Start      End      The results are provisional until the end of the time limit for protests and appeals  
 12:50      13:12      and the completion of the technical checks.

These data/results cannot be reproduced, stored and/or transmitted in whole or in part by any manner of electronic, mechanical, photocopying, recording, broadcasting or otherwise now known or herein after developed without the previous express consent by the copyright owner, except for reproduction in daily press and regular printed publications on sale to the public within 60 days of the event related to those data/results and always provided that copyright symbol appears together as follows below.

© DORNA WSBK ORGANIZATION Srl 2019



Official Fuel Supplier

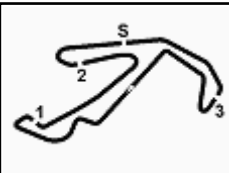


FKR PERUGIA TIMING

Official Tyre Supplier



Official Timekeeper



## Pata Riviera di Rimini Round, 21-23 June 2019

### Best Sectors & Speed Superpole Gr. B

Misano Circuit Sic 58 4.226 m

BEST LAP		
1	25 A. VERDOÏA	Yamaha YZF-R3 1'59.231
2	72 V. STEEMAN	KTM RC 390 R 2'00.143
3	4 E. VOCINO	Yamaha YZF-R3 2'00.582
4	44 T. BRAMICH	Kawasaki Ninja 400 2'00.846
5	69 J. BUIS	Kawasaki Ninja 400 2'01.376
6	27 F. ROVELLI	Kawasaki Ninja 400 2'01.526
7	88 B. IERACI	Kawasaki Ninja 400 2'01.638
8	20 D. LOUREIRO	Kawasaki Ninja 400 2'01.800
9	95 S. DEROUE	Kawasaki Ninja 400 2'01.928
10	21 B. SANCHEZ	Kawasaki Ninja 400 2'01.959
11	91 G. MORA	Yamaha YZF-R3 2'01.987
12	3 M. PEDENEAU	Yamaha YZF-R3 2'02.036
13	61 Y. OKAYA	Kawasaki Ninja 400 2'02.085
14	65 J. FACCO	Yamaha YZF-R3 2'02.216
15	30 D. BLIN	Yamaha YZF-R3 2'02.757
16	12 R. DORE	Yamaha YZF-R3 2'02.864
17	36 B. NEILA	Yamaha YZF-R3 2'02.906
18	97 M. KAPPLER	KTM RC 390 R 2'03.043
19	54 B. SOFUOGLU	Kawasaki Ninja 400 2'03.062
20	32 A. PELIKANOVA	Kawasaki Ninja 400 2'03.156
21	35 F. DE BRUIN	Yamaha YZF-R3 2'03.186
22	39 J. PEREZ GONZALEZ	Kawasaki Ninja 400 2'03.222
23	48 T. BRIANTI	Kawasaki Ninja 400 2'03.353
24	77 V. SCHWARZ	Kawasaki Ninja 400 2'03.354
25	78 J. FORAY	Kawasaki Ninja 400 2'03.555
26	85 K. SABATUCCI	Yamaha YZF-R3 2'03.864
27	93 A. QUINET	Honda CBR500R 2'05.186
28	56 N. BERNABÈ	Kawasaki Ninja 400 2'11.677

SPEED		
1	25 A. VERDOÏA	Yamaha YZF-R3 182.1
2	95 S. DEROUE	Kawasaki Ninja 400 181.2
3	69 J. BUIS	Kawasaki Ninja 400 180.6
4	21 B. SANCHEZ	Kawasaki Ninja 400 178.5
5	32 A. PELIKANOVA	Kawasaki Ninja 400 178.2
6	36 B. NEILA	Yamaha YZF-R3 177.6
7	20 D. LOUREIRO	Kawasaki Ninja 400 177.3
8	39 J. PEREZ GONZALEZ	Kawasaki Ninja 400 177.3
9	88 B. IERACI	Kawasaki Ninja 400 177.0
10	27 F. ROVELLI	Kawasaki Ninja 400 176.2
11	65 J. FACCO	Yamaha YZF-R3 176.2
12	78 J. FORAY	Kawasaki Ninja 400 175.6
13	54 B. SOFUOGLU	Kawasaki Ninja 400 175.6
14	72 V. STEEMAN	KTM RC 390 R 175.3
15	44 T. BRAMICH	Kawasaki Ninja 400 175.3
16	30 D. BLIN	Yamaha YZF-R3 175.0
17	61 Y. OKAYA	Kawasaki Ninja 400 174.8
18	85 K. SABATUCCI	Yamaha YZF-R3 174.5
19	97 M. KAPPLER	KTM RC 390 R 174.2
20	35 F. DE BRUIN	Yamaha YZF-R3 173.6
21	77 V. SCHWARZ	Kawasaki Ninja 400 173.4
22	3 M. PEDENEAU	Yamaha YZF-R3 173.1
23	12 R. DORE	Yamaha YZF-R3 173.1
24	56 N. BERNABÈ	Kawasaki Ninja 400 173.1
25	4 E. VOCINO	Yamaha YZF-R3 172.8
26	48 T. BRIANTI	Kawasaki Ninja 400 172.8
27	93 A. QUINET	Honda CBR500R 171.4
28	91 G. MORA	Yamaha YZF-R3 170.9

SEG. 1			SEG. 2			SEG. 3			SEG. 4		
1	25 A. VERDOÏA	30.219	1	20 D. LOUREIRO	29.399	1	25 A. VERDOÏA	32.844	1	25 A. VERDOÏA	26.334
2	3 M. PEDENEAU	30.796	2	72 V. STEEMAN	29.406	2	21 B. SANCHEZ	33.272	2	72 V. STEEMAN	26.346
3	4 E. VOCINO	30.874	3	25 A. VERDOÏA	29.436	3	27 F. ROVELLI	33.384	3	44 T. BRAMICH	26.511
4	72 V. STEEMAN	30.950	4	44 T. BRAMICH	29.550	4	65 J. FACCO	33.394	4	4 E. VOCINO	26.601
5	27 F. ROVELLI	30.996	5	88 B. IERACI	29.617	5	72 V. STEEMAN	33.396	5	20 D. LOUREIRO	26.681
6	44 T. BRAMICH	31.003	6	4 E. VOCINO	29.623	6	4 E. VOCINO	33.446	6	69 J. BUIS	26.703
7	69 J. BUIS	31.139	7	27 F. ROVELLI	29.673	7	88 B. IERACI	33.466	7	30 D. BLIN	26.716
8	91 G. MORA	31.168	8	97 M. KAPPLER	29.768	8	69 J. BUIS	33.520	8	27 F. ROVELLI	26.751
9	54 B. SOFUOGLU	31.249	9	61 Y. OKAYA	29.792	9	32 A. PELIKANOVA	33.551	9	61 Y. OKAYA	26.872
10	30 D. BLIN	31.260	10	3 M. PEDENEAU	29.823	10	36 B. NEILA	33.614	10	88 B. IERACI	26.915
11	95 S. DEROUE	31.279	11	21 B. SANCHEZ	29.845	11	95 S. DEROUE	33.687	11	91 G. MORA	26.925
12	12 R. DORE	31.297	12	91 G. MORA	29.899	12	39 J. PEREZ GONZALEZ	33.734	12	95 S. DEROUE	26.931
13	77 V. SCHWARZ	31.343	13	54 B. SOFUOGLU	29.922	13	91 G. MORA	33.749	13	32 A. PELIKANOVA	27.048
14	21 B. SANCHEZ	31.454	14	95 S. DEROUE	29.954	14	44 T. BRAMICH	33.769	14	35 F. DE BRUIN	27.055
15	61 Y. OKAYA	31.454	15	69 J. BUIS	29.968	15	48 T. BRIANTI	33.824	15	3 M. PEDENEAU	27.067
16	39 J. PEREZ GONZALEZ	31.487	16	77 V. SCHWARZ	29.970	16	61 Y. OKAYA	33.844	16	77 V. SCHWARZ	27.091
17	35 F. DE BRUIN	31.490	17	12 R. DORE	30.026	17	54 B. SOFUOGLU	33.880	17	65 J. FACCO	27.144
18	20 D. LOUREIRO	31.494	18	32 A. PELIKANOVA	30.056	18	20 D. LOUREIRO	33.908	18	54 B. SOFUOGLU	27.152
19	65 J. FACCO	31.518	19	36 B. NEILA	30.086	19	77 V. SCHWARZ	33.992	19	39 J. PEREZ GONZALEZ	27.159
20	78 J. FORAY	31.522	20	39 J. PEREZ GONZALEZ	30.104	20	97 M. KAPPLER	34.003	20	36 B. NEILA	27.187
21	93 A. QUINET	31.577	21	65 J. FACCO	30.152	21	85 K. SABATUCCI	34.035	21	12 R. DORE	27.205
22	85 K. SABATUCCI	31.603	22	78 J. FORAY	30.165	22	35 F. DE BRUIN	34.071	22	78 J. FORAY	27.231
23	88 B. IERACI	31.614	23	30 D. BLIN	30.228	23	30 D. BLIN	34.132	23	48 T. BRIANTI	27.264
24	32 A. PELIKANOVA	31.632	24	85 K. SABATUCCI	30.241	24	3 M. PEDENEAU	34.157	24	97 M. KAPPLER	27.287
25	97 M. KAPPLER	31.715	25	35 F. DE BRUIN	30.247	25	93 A. QUINET	34.172	25	21 B. SANCHEZ	27.296
26	36 B. NEILA	31.876	26	48 T. BRIANTI	30.280	26	12 R. DORE	34.336	26	85 K. SABATUCCI	27.628
27	48 T. BRIANTI	31.985	27	93 A. QUINET	30.432	27	78 J. FORAY	34.349	27	93 A. QUINET	27.812
28	56 N. BERNABÈ	34.392	28	56 N. BERNABÈ	31.874	28	56 N. BERNABÈ	35.710	28	56 N. BERNABÈ	29.195

22/06/2019

These data/results cannot be reproduced, stored and/or transmitted in whole or in part by any manner of electronic, mechanical, photocopying, recording, broadcasting or otherwise now known or herein after developed without the previous express consent by the copyright owner, except for reproduction in daily press and regular printed publications on sale to the public within 60 days of the event related to those data/results and always provided that copyright symbol appears together as follows below.

© DORNA WSBK ORGANIZATION Srl 2019



Official Fuel Supplier

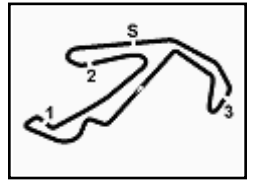


FICR PERUGIA TIMING

Official Tyre Supplier



Official Timekeeper



## Pata Riviera di Rimini Round, 21-23 June 2019

### Ideal Times Superpole Gr. B

Misano Circuit Sic 58 4.226 m

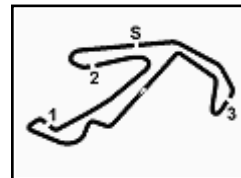
No.	Rider	Nat	Bike	Seg. 1	Seg. 2	Seg. 3	Seg. 4	Ideal Time		
				Diff. 1	Diff. 2	Diff. 3	Diff. 4	Best Lap	Pos.	Diff.
1	<b>25 A. VERDOIA</b>	FRA	Yamaha YZF-R3	<b>30.219</b>	29.436	<b>32.844</b> +0.189	<b>26.334</b> +0.209	<b>1'58.833</b> 1'59.231	1	0.398
2	<b>72 V. STEEMAN</b>	NED	KTM RC 390 R	30.950 +0.041	29.406 +0.004	33.396	26.346	<b>2'00.098</b> 2'00.143	2	0.045
3	<b>4 E. VOCINO</b>	ITA	Yamaha YZF-R3	30.874	29.623	33.446 +0.038	26.601	<b>2'00.544</b> 2'00.582	3	0.038
4	<b>27 F. ROVELLI</b>	ITA	Kawasaki Ninja 400	30.996 +0.722	29.673	33.384	26.751	<b>2'00.804</b> 2'01.526	6	0.722
5	<b>44 T. BRAMICH</b>	AUS	Kawasaki Ninja 400	31.003	29.550 +0.013	33.769	26.511	<b>2'00.833</b> 2'00.846	4	0.013
6	<b>69 J. BUIS</b>	NED	Kawasaki Ninja 400	31.139	29.968 +0.046	33.520	26.703	<b>2'01.330</b> 2'01.376	5	0.046
7	<b>20 D. LOUREIRO</b>	RSA	Kawasaki Ninja 400	31.494 +0.023	<b>29.399</b> +0.295	33.908	26.681	<b>2'01.482</b> 2'01.800	8	0.318
8	<b>88 B. IERACI</b>	ITA	Kawasaki Ninja 400	31.614	29.617	33.466	26.915 +0.026	<b>2'01.612</b> 2'01.638	7	0.026
9	<b>91 G. MORA</b>	ITA	Yamaha YZF-R3	31.168	29.899 +0.197	33.749 +0.049	26.925	<b>2'01.741</b> 2'01.987	11	0.246
10	<b>3 M. PEDENEAU</b>	FRA	Yamaha YZF-R3	30.796 +0.193	29.823	34.157	27.067	<b>2'01.843</b> 2'02.036	12	0.193
11	<b>95 S. DEROUE</b>	NED	Kawasaki Ninja 400	31.279	29.954 +0.057	33.687	26.931 +0.020	<b>2'01.851</b> 2'01.928	9	0.077
12	<b>21 B. SANCHEZ</b>	ESP	Kawasaki Ninja 400	31.454 +0.092	29.845	33.272	27.296	<b>2'01.867</b> 2'01.959	10	0.092
13	<b>61 Y. OKAYA</b>	JPN	Kawasaki Ninja 400	31.454	29.792	33.844 +0.123	26.872	<b>2'01.962</b> 2'02.085	13	0.123
14	<b>54 B. SOFUOGLU</b>	TUR	Kawasaki Ninja 400	31.249	29.922	33.880 +0.643	27.152 +0.216	<b>2'02.203</b> 2'03.062	19	0.859
15	<b>65 J. FACCO</b>	ITA	Yamaha YZF-R3	31.518	30.152 +0.008	33.394	27.144	<b>2'02.208</b> 2'02.216	14	0.008
16	<b>32 A. PELIKANOVA</b>	CZE	Kawasaki Ninja 400	31.632	30.056 +0.118	33.551	27.048 +0.751	<b>2'02.287</b> 2'03.156	20	0.869
17	<b>30 D. BLIN</b>	POL	Yamaha YZF-R3	31.260 +0.107	30.228	34.132	26.716 +0.314	<b>2'02.336</b> 2'02.757	15	0.421
18	<b>77 V. SCHWARZ</b>	CZE	Kawasaki Ninja 400	31.343	29.970 +0.440	33.992 +0.448	27.091 +0.070	<b>2'02.396</b> 2'03.354	24	0.958
19	<b>39 J. PEREZ GONZALEZ</b>	ESP	Kawasaki Ninja 400	31.487 +0.590	30.104	33.734 +0.076	27.159 +0.072	<b>2'02.484</b> 2'03.222	22	0.738
20	<b>36 B. NEILA</b>	ESP	Yamaha YZF-R3	31.876 +0.035	30.086	33.614 +0.108	27.187	<b>2'02.763</b> 2'02.906	17	0.143
21	<b>97 M. KAPPLER</b>	GER	KTM RC 390 R	31.715	29.768 +0.150	34.003 +0.054	27.287 +0.066	<b>2'02.773</b> 2'03.043	18	0.270
22	<b>35 F. DE BRUIN</b>	NED	Yamaha YZF-R3	31.490 +0.254	30.247 +0.069	34.071	27.055	<b>2'02.863</b> 2'03.186	21	0.323
23	<b>12 R. DORE</b>	FRA	Yamaha YZF-R3	31.297	30.026	34.336	27.205	<b>2'02.864</b> 2'02.864	16	
24	<b>78 J. FORAY</b>	FRA	Kawasaki Ninja 400	31.522 +0.088	30.165	34.349 +0.085	27.231 +0.115	<b>2'03.267</b> 2'03.555	25	0.288
25	<b>48 T. BRIANTI</b>	ITA	Kawasaki Ninja 400	31.985	30.280	33.824	27.264	<b>2'03.353</b> 2'03.353	23	
26	<b>85 K. SABATUCCI</b>	ITA	Yamaha YZF-R3	31.603 +0.219	30.241	34.035	27.628 +0.138	<b>2'03.507</b> 2'03.864	26	0.357
27	<b>93 A. QUINET</b>	FRA	Honda CBR500R	31.577 +0.148	30.432 +0.387	34.172	27.812 +0.658	<b>2'03.993</b> 2'05.186	27	1.193
28	<b>56 N. BERNABÈ</b>	ITA	Kawasaki Ninja 400	34.392 +0.506	31.874	35.710	29.195	<b>2'11.171</b> 2'11.677	28	0.506
<b>Overall Ideal Time</b>				<b>30.219</b>	<b>29.399</b>	<b>32.844</b>	<b>26.334</b>	<b>1'58.796</b>		

22/06/2019

These data/results cannot be reproduced, stored and/or transmitted in whole or in part by any manner of electronic, mechanical, photocopying, recording, broadcasting or otherwise now known or herein after developed without the previous express consent by the copyright owner, except for reproduction in daily press and regular printed publications on sale to the public within 60 days of the event related to those data/results and always provided that copyright symbol appears together as follows below.

© DORNA WSBK ORGANIZATION Srl 2019





## Pata Riviera di Rimini Round, 21-23 June 2019

### Chronological Analysis Superpole Gr. B

Misano Circuit Sic 58.4.226 m

1 / 3

1° 25 A. VERDOIA (1'59.231)								6° 27 F. ROVELLI (2'01.526)								
Lap	Seg.1	Seg.2	Seg.3	Seg.4	Lap Time	km/h	Local Time	Lap	Seg.1	Seg.2	Seg.3	Seg.4	Lap Time	km/h	Local Time	
1		32.985	34.491	28.721		175.0	12:54'28.516	1		33.193	36.964	28.620		169.0	12:52'22.138	
2	33.348	32.207	34.454	29.699	2'09.708	169.5	12:56'38.224	2	33.108	31.016	34.361	27.857	2'06.342C	171.7	12:54'28.480	
3	31.689	30.034	33.692	27.671	2'03.086	<b>182.1</b>	12:58'41.310	3	32.191	30.348	33.960	27.177	2'03.676	171.4	12:56'32.156	
4	31.948	29.566	33.532	26.800	2'01.846	172.5	13:00'43.156	4	<b>30.996</b>	30.093	33.788	26.824	2'01.701	170.3	12:58'33.857	
5	30.534	29.606	33.355	26.648	2'00.143	172.8	13:02'43.299	5	32.089	31.634	37.119	40.684	2'21.526P	165.1	13:00'55.383	
6	<b>30.219</b>	<b>29.436</b>	33.033	26.543	<b>1'59.231</b>	173.4	13:04'42.530	6	2'29.853	30.516	34.817	32.831	4'08.017P	168.8	13:05'03.400	
7	31.093	31.062	34.893	26.770	2'03.818	153.0	13:06'46.348	7	31.881	29.842	33.688	26.912	2'02.323	174.8	13:07'05.723	
8	30.602	29.462	<b>32.844</b>	<b>26.334</b>	1'59.242	174.8	13:08'45.590	8	31.718	<b>29.673</b>	<b>33.384</b>	<b>26.751</b>	<b>2'01.526</b>	<b>176.2</b>	13:09'07.249	
9	35.217	29.800	33.244	26.772	2'05.033C	170.9	13:10'50.623	9	31.401	30.134	33.834	26.858	2'02.227	167.4	13:11'09.476	
2° 72 V. STEEMAN (2'00.143)								7° 88 B. IERACI (2'01.638)								
Lap	Seg.1	Seg.2	Seg.3	Seg.4	Lap Time	km/h	Local Time	Lap	Seg.1	Seg.2	Seg.3	Seg.4	Lap Time	km/h	Local Time	
1							12:50'21.331	1								12:54'10.663
2	57.447	33.686	37.881	30.982	2'39.996P	171.7	12:53'01.327	2	49.333	31.950	34.492	27.611	2'23.386P	172.0	12:56'34.049	
3	32.902	30.844	34.597	27.617	2'05.960	174.2	12:55'07.287	3	32.505	31.157	35.351	27.482	2'06.495	170.9	12:58'40.544	
4	32.305	30.070	34.125	27.144	2'03.644	174.2	12:57'10.931	4	32.361	30.574	33.766	27.083	2'03.784	<b>177.0</b>	13:00'44.328	
5	31.693	29.933	34.268	26.971	2'02.865	172.5	12:59'13.796	5	31.684	30.341	33.901	27.626	2'03.552	175.6	13:02'47.880	
6	31.772	29.874	34.528	27.412	2'03.586	173.4	13:01'17.382	6	33.539	30.883	37.452	33.501	2'15.375	162.7	13:05'03.255	
7	31.435	29.495	33.665	26.700	2'01.295	173.4	13:03'18.677	7	31.850	29.810	33.754	26.996	2'02.410	174.5	13:07'05.665	
8	31.208	29.456	33.613	26.638	2'00.915	<b>175.3</b>	13:05'19.592	8	<b>31.614</b>	<b>29.617</b>	<b>33.466</b>	26.941	<b>2'01.638</b>	175.0	13:09'07.303	
9	31.381	29.703	33.621	26.620	2'01.325	174.2	13:07'20.917	9	31.725	29.675	33.784	26.915	2'02.099	173.6	13:11'09.402	
10	30.991	29.410	<b>33.396</b>	<b>26.346</b>	<b>2'00.143</b>	174.2	13:09'21.060									
11	<b>30.950</b>	<b>29.406</b>	33.402	26.464	2'00.222	174.8	13:11'21.282									
3° 4 E. VOCINO (2'00.582)								8° 20 D. LOUREIRO (2'01.800)								
Lap	Seg.1	Seg.2	Seg.3	Seg.4	Lap Time	km/h	Local Time	Lap	Seg.1	Seg.2	Seg.3	Seg.4	Lap Time	km/h	Local Time	
1		33.939	35.726	29.228		166.4	12:52'29.966	1		33.397	36.751	29.021		171.4	12:52'31.224	
2	33.745	31.052	34.628	27.398	2'06.823	170.1	12:54'36.789	2	34.456	31.350	35.829	28.002	2'09.637	173.1	12:54'40.861	
3	32.038	30.766	34.103	27.018	2'03.925	170.9	12:56'40.714	3	32.771	30.685	35.308	27.540	2'06.304	173.6	12:56'47.165	
4	31.726	30.566	37.581	27.169	2'07.042	169.3	12:58'47.756	4	32.326	30.750	34.725	27.551	2'05.352	175.3	12:58'52.517	
5	31.769	30.273	33.976	27.116	2'03.134	<b>172.8</b>	13:00'50.890	5	33.078	32.403	37.501	29.370	2'12.352	163.9	13:01'04.869	
6	31.141	29.905	33.601	26.788	2'01.435	<b>172.8</b>	13:02'52.325	6	32.502	34.143	34.873	29.170	2'10.688	172.8	13:03'15.557	
7	31.261	30.063	<b>33.446</b>	26.691	2'01.461	172.2	13:04'53.786	7	31.972	30.336	34.353	27.344	2'04.005	174.2	13:05'19.562	
8	31.135	29.989	33.705	26.907	2'01.736	171.2	13:06'55.522	8	32.045	29.842	34.154	26.809	2'02.850	174.8	13:07'22.412	
9	31.161	29.843	33.801	26.725	2'01.530	170.1	13:08'57.052	9	31.517	29.694	<b>33.908</b>	<b>26.681</b>	<b>2'01.800</b>	175.6	13:09'24.212	
10	<b>30.874</b>	<b>29.623</b>	33.484	<b>26.601</b>	<b>2'00.582</b>	171.2	13:10'57.634	10	<b>31.494</b>	<b>29.399</b>	34.240	28.076	2'03.209	<b>177.3</b>	13:11'27.421	
4° 44 T. BRAMICH (2'00.846)								9° 95 S. DEROUÉ (2'01.928)								
Lap	Seg.1	Seg.2	Seg.3	Seg.4	Lap Time	km/h	Local Time	Lap	Seg.1	Seg.2	Seg.3	Seg.4	Lap Time	km/h	Local Time	
1		32.288	35.913	28.825		170.1	12:52'19.000	1		32.195	36.371	28.873		173.4	12:52'24.540	
2	32.984	30.680	34.738	27.476	2'05.878	171.4	12:54'24.878	2	33.830	31.226	35.148	27.877	2'08.081	174.5	12:54'32.621	
3	31.887	30.144	34.338	27.480	2'03.849	171.7	12:56'28.727	3	32.535	30.472	34.302	27.434	2'04.743	179.7	12:56'37.364	
4	31.593	30.076	33.811	26.978	2'02.458	171.7	12:58'31.185	4	32.076	<b>29.954</b>	34.100	27.546	2'03.676	<b>181.2</b>	12:58'41.040	
5	31.929	30.245	34.595	27.703	2'04.472	170.9	13:00'35.657	5	32.085	29.988	33.814	27.025	2'02.912	177.3	13:00'43.952	
6	31.116	30.083	34.018	26.820	2'02.037	172.5	13:02'37.694	6	31.583	30.122	34.090	1'51.621	3'27.416P	174.8	13:04'11.368	
7	31.245	<b>29.550</b>	34.138	26.963	2'01.896	171.7	13:04'39.590	7	52.985	34.836	36.004	27.770	2'31.595P	167.7	13:06'42.963	
8	31.817	30.301	33.937	27.151	2'03.206	170.1	13:06'42.796	8	31.890	29.955	33.777	<b>26.931</b>	2'02.553	174.5	13:08'45.516	
9	<b>31.003</b>	29.563	<b>33.769</b>	<b>26.511</b>	<b>2'00.846</b>	172.0	13:08'43.642	9	<b>31.279</b>	30.011	<b>33.687</b>	26.951	<b>2'01.928</b>	174.2	13:10'47.444	
10	34.244	29.462	33.476	26.776	2'03.958C	<b>175.3</b>	13:10'47.600									
5° 69 J. BUIS (2'01.376)								10° 21 B. SANCHEZ (2'01.959)								
Lap	Seg.1	Seg.2	Seg.3	Seg.4	Lap Time	km/h	Local Time	Lap	Seg.1	Seg.2	Seg.3	Seg.4	Lap Time	km/h	Local Time	
1		31.796	35.895	28.170		168.5	12:52'20.906	1		33.213	36.339	29.470		169.5	12:52'29.745	
2	32.409	31.226	34.736	27.989	2'06.360	173.9	12:54'27.266	2	34.350	31.261	34.787	28.039	2'08.437	175.0	12:54'38.182	
3	32.099	30.745	34.520	27.478	2'04.842	171.2	12:56'32.108	3	32.844	30.813	34.684	27.849	2'06.190	173.4	12:56'44.372	
4	31.539	30.241	33.779	26.971	2'02.530	174.5	12:58'34.638	4	32.531	30.721	34.343	27.455	2'05.050	176.8	12:58'49.422	
5	31.788	30.906	36.853	31.477	2'11.024	166.7	13:00'45.662	5	34.762	33.266	37.681	1'53.549	3'39.258P	164.6	13:02'28.680	
6	31.369	30.165	33.748	27.680	2'02.962	<b>180.6</b>	13:02'48.624	6	54.455	31.813	36.076	28.852	2'31.196P	169.3	13:04'59.876	
7	31.653	<b>29.968</b>	34.218	27.212	2'03.051	172.0	13:04'51.675	7	31.748	30.594	33.874	27.341	2'03.557	175.9	13:07'03.433	
8	35.105	31.038	33.990	27.272	2'07.405	174.2	13:06'59.080	8	<b>31.454</b>	30.169	34.087	28.602	2'04.312	173.1	13:09'07.745	

22/06/2019 P = Pits In/Out - C = Lap Time Cancelled

These data/results cannot be reproduced, stored and/or transmitted in whole or in part by any manner of electronic, mechanical, photocopying, recording, broadcasting or otherwise now known or herein after developed without the previous express consent by the copyright owner, except for reproduction in daily press and regular printed publications on sale to the public within 60 days of the event related to those data/results and always provided that copyright symbol appears together as follows below.

© DORNA WSBK ORGANIZATION Srl 2019



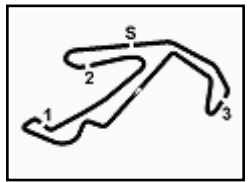
Official Fuel Supplier

FKR PERUGIA TIMING

Official Tyre Supplier

Official Timekeeper





## Pata Riviera di Rimini Round, 21-23 June 2019

### Chronological Analysis Superpole Gr. B

Misano Circuit Sic 58 4.226 m

2 / 3

9 31.546 29.845 33.272 27.296 2'01.959 178,5 13:11'09.704

8 31.798 30.437 34.553 27.301 2'04.089 168,0 13:05'42.411  
 9 31.616 30.298 34.266 27.151 2'03.331 168,5 13:07'45.742  
 10 31.367 30.228 34.132 27.030 2'02.757 170,1 13:09'48.499  
 11 31.260 30.542 34.301 26.716 2'02.819 169,5 13:11'51.318

11° 91 G. MORA (2'01.987)							
Lap	Seg.1	Seg.2	Seg.3	Seg.4	Lap Time	km/h	Local Time
1		34.931	37.192	30.377		165,4	12:54'04.969
2	34.436	32.257	35.569	28.490	2'10.752	166,9	12:56'15.721
3	32.777	31.577	35.824	28.043	2'08.221	166,9	12:58'23.942
4	32.741	31.424	34.977	27.834	2'06.976	167,7	13:00'30.918
5	32.240	30.750	34.756	27.919	2'05.665	168,5	13:02'36.583
6	31.780	30.575	34.132	27.747	2'04.234	170,3	13:04'40.817
7	32.564	30.471	34.274	27.610	2'04.919	169,8	13:06'45.736
8	31.694	29.899	33.749	27.293	2'02.635	170,9	13:08'48.371
9	31.168	30.096	33.798	26.925	2'01.987	170,3	13:10'50.358

16° 12 R. DORE (2'02.864)							
Lap	Seg.1	Seg.2	Seg.3	Seg.4	Lap Time	km/h	Local Time
1		32.277	36.568	28.303		163,4	12:52'21.325
2	32.756	31.050	34.960	28.306	2'07.072	170,9	12:54'28.397
3	32.904	33.133	34.747	27.698	2'08.482	172,8	12:56'36.879
4	31.734	30.335	34.977	27.819	2'04.865	171,4	12:58'41.744
5	32.463	31.214	34.521	27.797	2'05.995	171,7	13:00'47.739
6	31.672	30.103	34.503	27.844	2'04.122	170,1	13:02'51.861
7	31.297	30.026	34.336	27.205	2'02.864	173,1	13:04'54.725

12° 3 M. PEDENEAU (2'02.036)							
Lap	Seg.1	Seg.2	Seg.3	Seg.4	Lap Time	km/h	Local Time
1							12:50'15.025
2	53.527	32.704	37.780	29.277	2'33.288P	167,4	12:52'48.313
3	33.998	31.686	35.540	28.265	2'09.489	169,0	12:54'57.802
4	32.244	30.792	35.284	28.016	2'06.336	170,3	12:57'04.138
5	31.915	30.803	35.270	27.655	2'05.643	170,9	12:59'09.781
6	37.446	32.838	36.009	28.393	2'14.686	171,4	13:01'24.467
7	32.298	30.771	35.077	27.663	2'05.809	170,3	13:03'30.276
8	31.871	30.829	34.958	27.457	2'05.115	172,0	13:05'35.391
9	31.786	30.686	34.701	27.217	2'04.390	171,4	13:07'39.781
10	30.989	29.823	34.157	27.067	2'02.036	172,0	13:09'41.817
11	30.796	29.934	35.319	27.533	2'03.582	173,1	13:11'45.399

17° 36 B. NEILA (2'02.906)							
Lap	Seg.1	Seg.2	Seg.3	Seg.4	Lap Time	km/h	Local Time
1		32.880	35.728	29.281		170,3	12:54'28.392
2	33.406	31.675	34.327	28.011	2'07.419	173,1	12:56'35.811
3	31.876	30.765	34.821	27.795	2'05.257	176,2	12:58'41.068
4	33.037	30.987	34.615	28.558	2'07.197	174,8	13:00'48.265
5	32.177	30.250	34.004	27.542	2'03.973	177,6	13:02'52.238
6	31.911	30.086	33.722	27.187	2'02.906	175,6	13:04'55.144
7	33.440	30.620	33.974	27.470	2'05.504	174,5	13:07'00.648
8	31.985	30.453	33.868	28.236	2'04.542	173,6	13:09'05.190
9	33.388	30.756	33.614	27.243	2'05.001	177,6	13:11'10.191

13° 61 Y. OKAYA (2'02.085)							
Lap	Seg.1	Seg.2	Seg.3	Seg.4	Lap Time	km/h	Local Time
1							12:50'18.943
2	1'00.049	33.042	37.380	28.728	2'39.199P	164,9	12:52'58.142
3	33.068	31.310	35.677	27.925	2'07.980	168,0	12:55'06.122
4	32.532	30.870	35.083	27.480	2'05.965	174,8	12:57'12.087
5	32.071	30.622	34.512	27.553	2'04.758	170,9	12:59'16.845
6	31.986	30.388	34.534	27.474	2'04.382	171,2	13:01'21.227
7	32.041	30.432	34.583	27.566	2'04.622	170,1	13:03'25.849
8	31.565	30.027	34.201	27.361	2'03.154	171,7	13:05'29.003
9	31.578	29.850	34.060	27.115	2'02.603	172,0	13:07'31.606
10	31.460	29.884	33.844	27.175	2'02.363	172,5	13:09'33.969
11	31.454	29.792	33.967	26.872	2'02.085	172,8	13:11'36.054

18° 97 M. KAPPLER (2'03.043)							
Lap	Seg.1	Seg.2	Seg.3	Seg.4	Lap Time	km/h	Local Time
1		32.773	36.962	29.330		171,7	12:52'25.539
2	33.941	31.540	35.701	28.422	2'09.604	172,5	12:54'35.143
3	33.382	31.345	34.890	28.339	2'07.956	173,9	12:56'43.099
4	32.783	31.151	35.226	27.664	2'06.824	172,2	12:58'49.923
5	32.595	30.525	34.894	28.144	2'06.158	172,2	13:00'56.081
6	32.622	30.319	34.538	27.690	2'05.169	171,7	13:03'01.250
7	32.164	30.234	34.413	27.526	2'04.337	172,2	13:05'05.587
8	31.939	29.934	34.003	27.287	2'03.163	173,6	13:07'08.750
9	31.715	29.918	34.057	27.353	2'03.043	172,8	13:09'11.793
10	32.023	29.768	34.322	27.654	2'03.767	174,2	13:11'15.560

14° 65 J. FACCO (2'02.216)							
Lap	Seg.1	Seg.2	Seg.3	Seg.4	Lap Time	km/h	Local Time
1							12:56'13.382
2	52.840	33.402	35.642	29.068	2'30.952P	170,1	12:58'44.334
3	32.845	31.390	34.890	28.325	2'07.450	169,8	13:00'51.784
4	32.010	30.660	34.228	27.580	2'04.478	170,6	13:02'56.262
5	31.580	30.675	34.068	27.430	2'03.753	172,0	13:05'00.015
6	31.848	30.152	34.275	27.342	2'03.617	171,7	13:07'03.632
7	31.518	30.160	33.394	27.144	2'02.216	176,2	13:09'05.848
8	33.830	30.275	33.767	27.323	2'05.195	174,2	13:11'11.043

19° 54 B. SOFUOGLU (2'03.062)							
Lap	Seg.1	Seg.2	Seg.3	Seg.4	Lap Time	km/h	Local Time
1							12:52'33.792
2	56.806	33.014	36.219	28.018	2'34.057P	167,4	12:55'07.849
3	32.741	30.623	35.376	27.873	2'06.613	169,5	12:57'14.462
4	32.756	30.736	35.139	28.295	2'06.926	175,6	12:59'21.388
5	34.507	31.658	35.852	28.642	2'10.659	170,1	13:01'32.047
6	33.142	30.841	34.970	27.827	2'06.780	172,5	13:03'38.827
7	32.261	30.691	34.774	27.532	2'25.258P	169,3	13:06'04.085
8	1'47.053	30.770	33.880	27.152	3'18.855P	171,7	13:09'22.940
9	31.249	29.922	34.523	27.368	2'03.062	168,0	13:11'26.002

15° 30 D. BLIN (2'02.757)							
Lap	Seg.1	Seg.2	Seg.3	Seg.4	Lap Time	km/h	Local Time
1							12:50'18.522
2	1'02.789	33.077	36.609	29.263	2'41.738P	164,4	12:53'00.260
3	33.511	31.674	35.288	27.952	2'08.425	170,9	12:55'08.685
4	32.560	30.627	34.999	27.763	2'05.949	170,6	12:57'14.634
5	32.901	30.705	35.359	28.581	2'07.546	175,0	12:59'22.180
6	34.308	31.475	37.118	28.455	2'11.356	163,4	13:01'33.536
7	32.064	30.432	34.394	27.896	2'04.786	172,2	13:03'38.322

20° 32 A. PELIKANOVA (2'03.156)							
Lap	Seg.1	Seg.2	Seg.3	Seg.4	Lap Time	km/h	Local Time
1							12:54'08.866
2	52.449	32.543	34.411	27.567	2'26.970P	173,9	12:56'35.836
3	32.267	30.654	34.624	27.773	2'05.318	172,2	12:58'41.154
4	32.407	30.056	33.884	27.091	2'03.438	177,3	13:00'44.592
5	31.632	30.174	33.551	27.799	2'03.156	177,6	13:02'47.748
6	32.355	30.529	34.029	27.239	2'04.152	177,0	13:04'51.900
7	32.737	30.449	34.204	27.048	2'04.438	178,2	13:06'56.338
8	31.824	30.863	33.721	27.407	2'03.815	174,5	13:09'00.153

22/06/2019 P = Pits In/Out - C = Lap Time Cancelled

These data/results cannot be reproduced, stored and/or transmitted in whole or in part by any manner of electronic, mechanical, photocopying, recording, broadcasting or otherwise now known or herein after developed without the previous express consent by the copyright owner, except for reproduction in daily press and regular printed publications on sale to the public within 60 days of the event related to those data/results and always provided that copyright symbol appears together as follows below.

© DORNA WSBK ORGANIZATION Srl 2019



Official Fuel Supplier

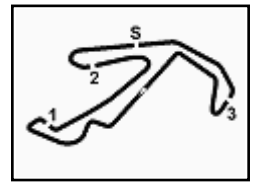


FKR PERGOIA TIMING

Official Tyre Supplier



Official Timekeeper



## Pata Riviera di Rimini Round, 21-23 June 2019

### Chronological Analysis Superpole Gr. B

Misano Circuit Sic 58 4.226 m

3 / 3

9 32.511 30.092 34.091 27.166 2'03.860 176,8 13:11'04.013

9 31.599 30.322 **34.349** 27.387 2'03.657 175,0 13:09'14.603  
10 **31.522** 30.379 34.457 27.251 2'03.609 **175,6** 13:11'18.212

21° 35 F. DE BRUIN (2'03.186)							
Lap	Seg.1	Seg.2	Seg.3	Seg.4	Lap Time	km/h	Local Time
1							12:49'59.484
2	54.209	34.534	37.918	30.037	2'36.698P	168,2	12:52'36.182
3	35.232	32.679	36.239	28.703	2'12.853	167,7	12:54'49.035
4	33.129	31.441	35.114	28.046	2'07.730	170,6	12:56'56.765
5	32.619	30.935	35.162	27.833	2'06.549	172,5	12:59'03.314
6	32.645	31.197	34.875	28.033	2'06.750	171,7	13:01'10.064
7	32.082	30.568	34.497	27.665	2'04.812	171,7	13:03'14.876
8	31.748	30.419	34.355	27.379	2'03.901	171,4	13:05'18.777
9	32.400	30.961	34.349	27.351	2'05.061	<b>173,6</b>	13:07'23.838
10	31.744	30.316	<b>34.071</b>	<b>27.055</b>	<b>2'03.186</b>	173,1	13:09'27.024
11	<b>31.490</b>	<b>30.247</b>	34.264	27.306	2'03.307	172,2	13:11'30.331

26° 85 K. SABATUCCI (2'03.864)							
Lap	Seg.1	Seg.2	Seg.3	Seg.4	Lap Time	km/h	Local Time
1							12:50'08.998
2	53.149	35.568	38.550	31.088	2'38.355P	164,4	12:52'47.353
3	35.664	32.626	36.615	29.268	2'14.173	169,0	12:55'01.526
4	34.301	32.392	36.326	28.546	2'11.565	164,6	12:57'13.091
5	33.308	31.335	35.638	28.511	2'08.792	170,9	12:59'21.883
6	33.539	31.368	35.969	28.666	2'09.542	166,9	13:01'31.425
7	32.771	30.912	35.080	28.137	2'06.900	169,8	13:03'38.325
8	32.371	31.371	34.218	<b>27.628</b>	2'05.588	<b>174,5</b>	13:05'43.913
9	32.104	30.308	34.357	27.691	2'04.460	173,1	13:07'48.373
10	31.822	<b>30.241</b>	<b>34.035</b>	27.766	<b>2'03.864</b>	172,8	13:09'52.237
11	<b>31.603</b>	30.297	34.613	28.135	2'04.648	172,2	13:11'56.885

22° 39 J. PEREZ GONZALEZ (2'03.222)							
Lap	Seg.1	Seg.2	Seg.3	Seg.4	Lap Time	km/h	Local Time
1							12:55'36.859
2	1'05.557	36.534	40.298	30.682	2'53.071P	166,9	12:58'29.930
3	34.982	32.249	36.491	28.985	2'12.707	169,0	13:00'42.637
4	32.631	31.075	34.486	27.932	2'06.124	<b>177,3</b>	13:02'48.761
5	32.228	30.776	34.499	27.466	2'04.969	172,0	13:04'53.730
6	31.676	30.136	34.107	27.330	2'03.249	172,8	13:06'56.979
7	<b>31.487</b>	30.901	<b>33.734</b>	<b>27.159</b>	2'03.281	174,2	13:09'00.262
8	32.077	<b>30.104</b>	33.810	27.231	<b>2'03.222</b>	174,5	13:11'03.482

27° 93 A. QUINET (2'05.186)							
Lap	Seg.1	Seg.2	Seg.3	Seg.4	Lap Time	km/h	Local Time
1							12:52'22.596
2	33.334	31.945	35.581	28.332	2'09.192	166,2	12:54'31.788
3	32.229	31.355	34.835	<b>27.812</b>	2'06.231	169,0	12:56'38.019
4	32.308	30.737	34.394	27.949	2'05.388	170,6	12:58'43.407
5	31.725	30.819	<b>34.172</b>	28.470	<b>2'05.186</b>	<b>171,4</b>	13:00'48.593
6	<b>31.577</b>	<b>30.432</b>	34.210	1'13.626	2'49.845P	168,2	13:03'38.438

23° 48 T. BRIANTI (2'03.353)							
Lap	Seg.1	Seg.2	Seg.3	Seg.4	Lap Time	km/h	Local Time
1		34.939	37.400	30.176		167,4	12:53'12.320
2	34.366	32.151	35.218	28.357	2'10.092	169,5	12:55'22.412
3	32.772	31.250	34.409	27.725	2'06.156	170,6	12:57'28.568
4	32.268	31.052	34.600	27.934	2'05.854	170,9	12:59'34.422
5	32.478	31.278	34.651	27.985	2'06.392	171,4	13:01'40.814
6	32.092	30.940	34.195	27.524	2'04.751	171,7	13:03'45.565
7	32.101	30.746	34.220	27.515	2'04.582	172,2	13:05'50.147
8	32.047	30.451	34.211	27.367	2'04.076	172,0	13:07'54.223
9	<b>31.985</b>	<b>30.280</b>	<b>33.824</b>	<b>27.264</b>	<b>2'03.353</b>	<b>172,8</b>	13:09'57.576
10	32.230	30.425	34.251	27.433	2'04.339	172,2	13:12'01.915

28° 56 N. BERNABÈ (2'11.677)							
Lap	Seg.1	Seg.2	Seg.3	Seg.4	Lap Time	km/h	Local Time
1			36.460	47.941	31.733	90,2	12:57'39.696
2	37.523	34.137	39.382	30.911	2'21.953	167,2	13:00'01.649
3	36.493	33.605	38.296	30.391	2'18.785	167,7	13:02'20.434
4	35.809	33.197	37.765	30.627	2'17.398	168,2	13:04'37.832
5	35.868	32.473	37.316	29.695	2'15.352	168,5	13:06'53.184
6	34.898	<b>31.874</b>	<b>35.710</b>	<b>29.195</b>	<b>2'11.677</b>	<b>173,1</b>	13:09'04.861
7	<b>34.392</b>	32.394	36.105	29.223	2'12.114	171,7	13:11'16.975

24° 77 V. SCHWARZ (2'03.354)							
Lap	Seg.1	Seg.2	Seg.3	Seg.4	Lap Time	km/h	Local Time
1							12:54'31.911
2	47.620	32.307	36.065	28.648	2'24.640P	166,2	12:56'56.551
3	32.374	30.930	35.207	27.713	2'06.224	168,2	12:59'02.775
4	32.120	30.811	34.575	27.779	2'05.285	169,8	13:01'08.060
5	31.695	30.251	34.584	27.511	2'04.041	168,5	13:03'12.101
6	31.418	30.570	34.213	27.241	2'03.442	169,5	13:05'15.543
7	<b>31.343</b>	30.410	34.440	27.161	<b>2'03.354</b>	169,8	13:07'18.897
8	31.958	31.370	<b>33.992</b>	<b>27.091</b>	2'04.411	172,8	13:09'23.308
9	31.409	<b>29.970</b>	34.485	27.787	2'03.651C	<b>173,4</b>	13:11'26.959

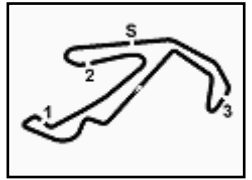
25° 78 J. FORAY (2'03.555)							
Lap	Seg.1	Seg.2	Seg.3	Seg.4	Lap Time	km/h	Local Time
1		33.823	37.546	29.271		170,9	12:52'28.957
2	34.017	31.586	36.011	28.265	2'09.879	173,1	12:54'38.836
3	33.202	31.096	34.906	27.810	2'07.014	175,3	12:56'45.850
4	32.700	30.824	34.946	27.954	2'06.424	175,0	12:58'52.274
5	32.719	31.129	35.523	27.867	2'07.238	174,8	13:00'59.512
6	31.881	30.390	34.556	27.417	2'04.244	174,5	13:03'03.756
7	31.610	<b>30.165</b>	34.434	27.346	<b>2'03.555</b>	175,0	13:05'07.311
8	31.696	30.261	34.447	<b>27.231</b>	2'03.635	175,3	13:07'10.946

22/06/2019 P = Pits In/Out - C = Lap Time Cancelled

These data/results cannot be reproduced, stored and/or transmitted in whole or in part by any manner of electronic, mechanical, photocopying, recording, broadcasting or otherwise now known or herein after developed without the previous express consent by the copyright owner, except for reproduction in daily press and regular printed publications on sale to the public within 60 days of the event related to those data/results and always provided that copyright symbol appears together as follows below.

© DORNA WSBK ORGANIZATION Srl 2019





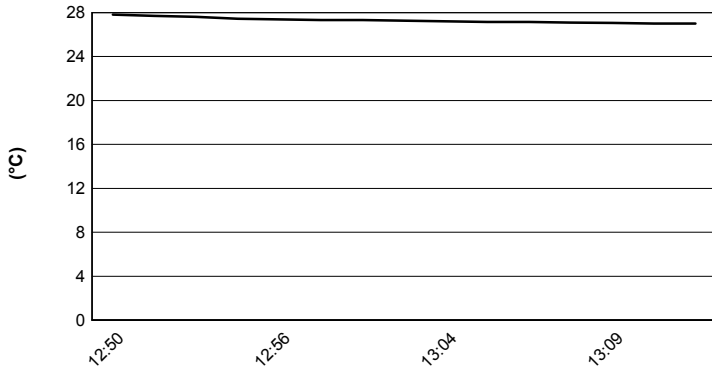
Pata Riviera di Rimini Round, 21-23 June 2019

Weather Report Superpole Gr. B

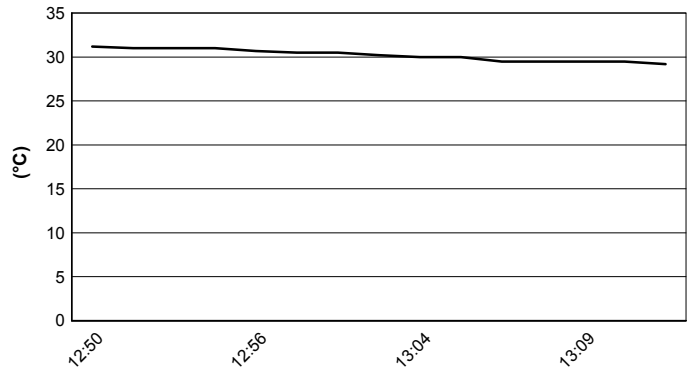
Session started 12:50 - Session ended 13:12

Misano Circuit Sic 58 4.226 m

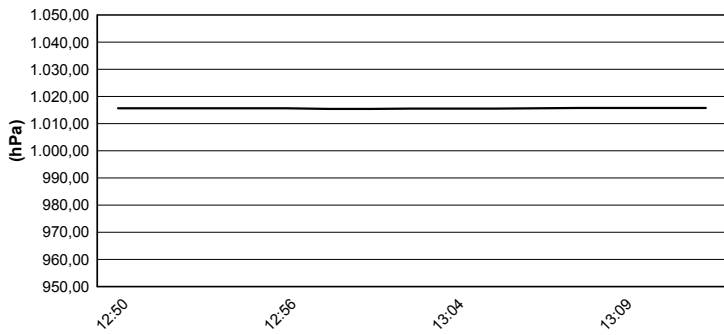
**Air Temperature**



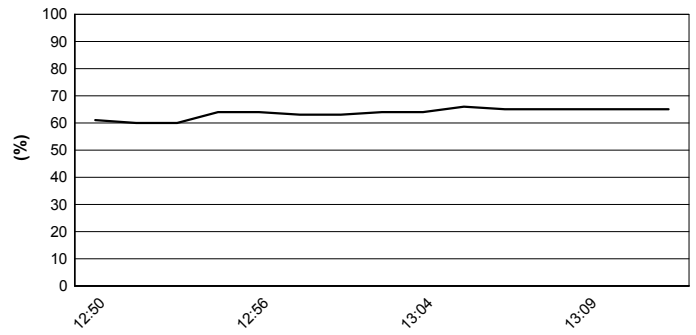
**Track Temperature**



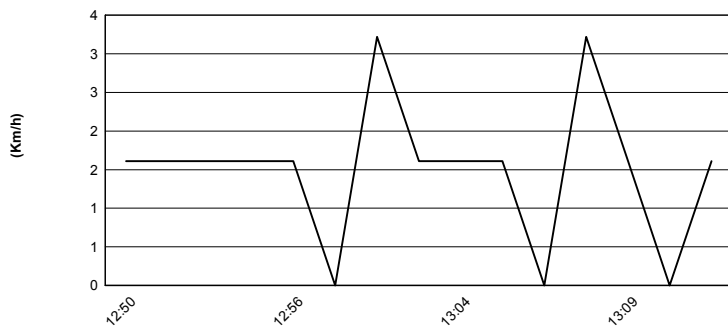
**Air Pressure**



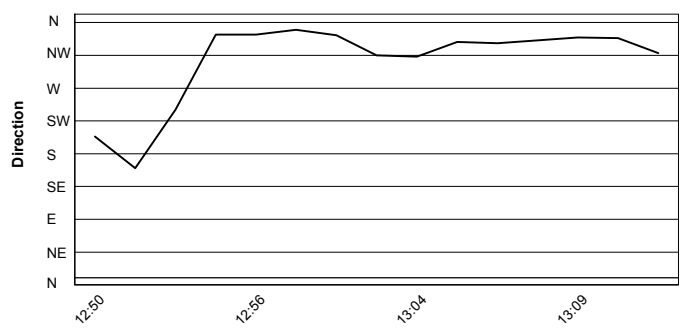
**Humidity**



**Wind Speed**



**Wind Direction**



22/06/2019

These data/results cannot be reproduced, stored and/or transmitted in whole or in part by any manner of electronic, mechanical, photocopying, recording, broadcasting or otherwise now known or herein after developed without the previous express consent by the copyright owner, except for reproduction in daily press and regular printed publications on sale to the public within 60 days of the event related to those data/results and always provided that copyright symbol appears together as follows below.

© DORNA WSBK ORGANIZATION Srl 2019



Official Fuel Supplier



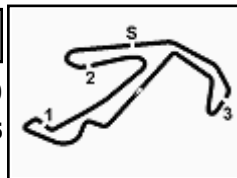
FICR PERUGIA TIMING

Official Tyre Supplier



Official Timekeeper





## Pata Riviera di Rimini Round, 21-23 June 2019

### Best Laps & Speeds Gr.B

Misano Circuit Sic 58 4.226 m

1 / 3

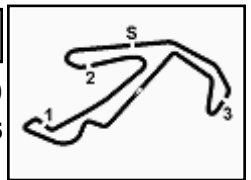
No.	Rider Bike	Nat	Best Lap		FP1		FP2		FP3		SP	
			LL	SPD	LL	SPD	LL	SPD	LL	SPD	LL	SPD
1	18 M. GONZALEZ Kawasaki Ninja 400	ESP	1'49.646	184,3	1'50.457	184,3	1'51.189	175,9	2'01.136	176,1	1'49.646	181,8
2	6 R. SCHOTMAN Kawasaki Ninja 400	NED	1'50.111	183,3	1'50.111	183,3	1'52.077	178,8	2'00.578	179,7	1'50.942	183,3
3	1 A. CARRASCO Kawasaki Ninja 400	ESP	1'50.245	180,9	1'50.687	180,9	1'51.548	177,0	2'04.111	175,9	1'50.245	180,0
4	55 G. HENDRA PRATAMA Yamaha YZF-R3	INA	1'50.260	179,7	1'50.260	176,1	1'50.762	178,5	2'00.071	173,9	1'50.436	179,7
5	41 J. JAHNIG KTM RC 390 R	GER	1'50.573	181,8	1'51.427	180,0	1'52.887	180,9	2'04.890	177,9	1'50.573	181,8
6	22 N. KALININ Kawasaki Ninja 400	UKR	1'50.599	183,9	1'50.599	183,9	1'51.568	177,9	2'00.528	178,8	1'59.181	176,1
7	28 O. BONOLI Yamaha YZF-R3	ITA	1'50.677	183,0	1'50.677	181,2	1'52.916	176,7	2'04.829	175,9	1'52.433	183,0
8	64 H. DE CANCELLIS Yamaha YZF-R3	FRA	1'50.677	182,1	1'51.148	182,1	1'51.462	177,9	2'01.911	173,0	1'50.677	179,4
9	8 M. PEREZ Kawasaki Ninja 400	ESP	1'50.795	180,6	1'50.795	179,4	1'52.019	177,0	2'02.012	174,7	1'51.313	180,6
10	72 V. STEEMAN KTM RC 390 R	NED	1'50.863	181,8	1'50.863	181,8	1'51.256	177,3	1'53.606	177,3	2'00.143	175,3
11	17 K. MEUFFELS KTM RC 390 R	NED	1'50.909	179,7	1'51.520	179,7	1'52.502	173,9	2'02.628	174,7	1'50.909	177,6
12	42 M. GARCIA Kawasaki Ninja 400	ESP	1'51.072	180,0	1'51.072	179,1	1'52.805	172,8			1'51.126	180,0
13	15 M. BASTIANELLI Kawasaki Ninja 400	ITA	1'51.088	178,8	1'51.088	178,2	1'52.113	177,9			1'51.886	178,8
14	4 E. VOCINO Yamaha YZF-R3	ITA	1'51.137	175,9	1'51.137	175,9	1'52.101	175,9	1'56.838	172,2	2'00.582	172,8
15	16 M. LUNA BAYEN Kawasaki Ninja 400	ESP	1'51.206	182,1	1'51.206	181,8	1'51.950	182,1			1'52.151	180,6
16	47 F. HERNANDEZ MOYANO Yamaha YZF-R3	ESP	1'51.210	183,9	1'52.139	183,9	1'52.854	175,6	2'03.382	175,0	1'51.210	178,5
17	88 B. IERACI Kawasaki Ninja 400	ITA	1'51.291	180,6	1'51.319	180,6	1'51.291	176,1			2'01.638	177,0
18	25 A. VERDOIA Yamaha YZF-R3	FRA	1'51.394	184,9	1'51.394	184,9	1'51.707	176,1	1'56.869	182,7	1'59.231	182,1
19	91 G. MORA Yamaha YZF-R3	ITA	1'51.397	175,0	1'51.397	175,0	1'53.066	171,9	1'56.307	172,2	2'01.987	170,8
20	46 S. DI SORA Kawasaki Ninja 400	FRA	1'51.407	179,7	1'52.490	179,1	1'52.932	179,7	2'04.885	175,9	1'51.407	178,8
21	7 T. KAWAKAMI Yamaha YZF-R3	BRA	1'51.442	182,1	1'51.638	179,4	1'52.285	174,1	2'01.088	176,7	1'51.442	182,1
22	20 D. LOUREIRO Kawasaki Ninja 400	RSA	1'51.593	179,4	1'51.593	179,1	1'53.021	177,3	1'55.304	179,4	2'01.800	177,3
23	95 S. DEROUE Kawasaki Ninja 400	NED	1'51.601	181,2	1'51.601	178,8	1'51.789	175,9	1'55.451	179,1	2'01.928	181,2
24	65 J. FACCO Yamaha YZF-R3	ITA	1'51.738	177,9	1'51.738	177,9	1'53.331	172,5	2'00.121	177,6	2'02.216	176,1
25	24 M. BERTÈ Yamaha YZF-R3	ITA	1'51.752	180,6	1'51.752	180,6	1'52.508	173,6	2'03.978	175,9	1'52.108	178,5

22/06/2019

These data/results cannot be reproduced, stored and/or transmitted in whole or in part by any manner of electronic, mechanical, photocopying, recording, broadcasting or otherwise now known or herein after developed without the previous express consent by the copyright owner, except for reproduction in daily press and regular printed publications on sale to the public within 60 days of the event related to those data/results and always provided that copyright symbol appears together as follows below.

© DORNA WSBK ORGANIZATION Srl 2019





## Pata Riviera di Rimini Round, 21-23 June 2019

### Best Laps & Speeds Gr.B

Misano Circuit Sic 58 4.226 m

2 / 3

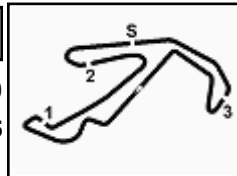
No.	Rider Bike	Nat	Best Lap		FP1		FP2		FP3		SP	
			LL	SPD	LL	SPD	LL	SPD	LL	SPD	LL	SPD
26	27 F. ROVELLI Kawasaki Ninja 400	ITA	1'51.774	181,2	1'51.774	181,2	1'52.595	174,4	1'59.168	171,4	2'01.526	176,1
27	85 K. SABATUCCI Yamaha YZF-R3	ITA	1'51.810	179,1	1'51.810	179,1	1'52.844	176,1	1'55.759	175,3	2'03.864	174,4
28	71 T. EDWARDS Kawasaki Ninja 400	AUS	1'51.947	181,2	1'51.947	180,6	1'51.959	175,9	2'01.727	175,9	1'52.337	181,2
29	14 E. DE LA VEGA Yamaha YZF-R3	FRA	1'51.956	177,6	1'52.439	177,6	1'51.956	176,4	2'03.644	175,9	1'52.414	176,7
30	21 B. SANCHEZ Kawasaki Ninja 400	ESP	1'52.021	178,8	1'52.402	177,0	1'52.021	177,3	2'01.180	177,3	2'01.959	178,5
31	52 O. KÖNIG Kawasaki Ninja 400	CZE	1'52.051	177,6	1'52.093	177,6	1'52.833	173,0	2'01.258	174,4	1'52.051	177,6
32	13 D. IOZZO Kawasaki Ninja 400	RSA	1'52.081	180,9	1'52.081	180,0	1'52.797	175,3	2'01.535	175,3	1'52.468	180,9
33	36 B. NEILA Yamaha YZF-R3	ESP	1'52.091	180,0	1'52.801	179,4	1'52.091	173,3	1'56.892	180,0	2'02.906	177,6
34	3 M. PEDENEAU Yamaha YZF-R3	FRA	1'52.098	177,3	1'52.098	177,3	1'53.754	173,9			2'02.036	173,0
35	30 D. BLIN Yamaha YZF-R3	POL	1'52.101	181,8	1'52.101	181,8	1'52.590	176,4	2'10.714	171,4	2'02.757	175,0
36	51 D. KOOPMAN Kawasaki Ninja 400	NED	1'52.114	177,3	1'53.701	175,9	1'52.940	174,1	2'02.968	177,3	1'52.114	175,0
37	69 J. BUIS Kawasaki Ninja 400	NED	1'52.155	181,2	1'52.155	181,2	1'52.988	175,6	1'57.252	175,9	2'01.376	180,6
38	31 T. ERHARD KTM RC 390 R	GER	1'52.326	180,6	1'52.340	178,5	1'53.660	178,5			1'52.326	180,6
39	48 T. BRIANTI Kawasaki Ninja 400	ITA	1'52.491	180,3	1'52.491	180,3	1'52.940	173,9			2'03.353	172,8
40	54 B. SOFUOGLU Kawasaki Ninja 400	TUR	1'52.567	178,8	1'52.567	178,8	1'53.437	174,1			2'03.062	175,6
41	97 M. KAPPLER KTM RC 390 R	GER	1'52.578	177,6	1'52.578	177,6	1'53.122	173,9	1'55.693	175,6	2'03.043	174,1
42	56 N. BERNABÉ Kawasaki Ninja 400	ITA	1'52.729	177,0	1'52.729	177,0	1'53.184	170,6	2'02.975	175,9	2'11.677	173,0
43	23 P. GIACOMINI Kawasaki Ninja 400	ITA	1'52.773	178,5	1'53.935	175,9	1'54.286	173,9	2'06.216	173,9	1'52.773	178,5
44	78 J. FORAY Kawasaki Ninja 400	FRA	1'52.883	180,9	1'53.253	180,9	1'52.883	176,4			2'03.555	175,6
45	44 T. BRAMICH Kawasaki Ninja 400	AUS	1'52.979	179,4	1'53.074	179,4	1'52.979	173,6	1'54.858	178,2	2'00.846	175,3
46	33 K. HARTMANN Yamaha YZF-R3	FRA	1'52.995	176,1	1'52.995	173,9	1'55.162	172,2	2'07.698	171,4	1'54.540	176,1
47	11 K. ARDUINI Kawasaki Ninja 400	ITA	1'53.067	175,6	1'53.946	173,3	1'54.439	170,3	2'04.338	169,0	1'53.067	175,6
48	61 Y. OKAYA Kawasaki Ninja 400	JPN	1'53.083	180,0	1'53.150	180,0	1'53.083	177,0	1'57.673	174,7	2'02.085	174,7
49	35 F. DE BRUIN Yamaha YZF-R3	NED	1'53.330	178,2	1'53.372	178,2	1'53.330	170,8	1'58.408	173,3	2'03.186	173,6
50	77 V. SCHWARZ Kawasaki Ninja 400	CZE	1'53.806	179,1	1'53.806	179,1	1'54.825	175,0	1'54.382	175,9	2'03.354	173,3

22/06/2019

These data/results cannot be reproduced, stored and/or transmitted in whole or in part by any manner of electronic, mechanical, photocopying, recording, broadcasting or otherwise now known or herein after developed without the previous express consent by the copyright owner, except for reproduction in daily press and regular printed publications on sale to the public within 60 days of the event related to those data/results and always provided that copyright symbol appears together as follows below.

© DORNA WSBK ORGANIZATION Srl 2019





Misano Circuit Sic 58 4.226 m

## Pata Riviera di Rimini Round, 21-23 June 2019

### Best Laps & Speeds Gr.B

3 / 3

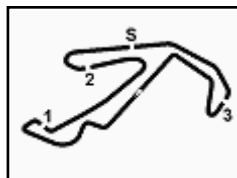
No.	Rider Bike	Nat	Best Lap		FP1		FP2		FP3		SP	
			LL	SPD	LL	SPD	LL	SPD	LL	SPD	LL	SPD
51	<b>84 K. ALOISI</b> Kawasaki Ninja 400	ITA	<b>1'53.814</b>		1'55.330		1'55.265				<b>1'53.814</b>	
			30	183,0	12	177,3	11	170,3			7	<b>183,0</b>
52	<b>12 R. DORE</b> Yamaha YZF-R3	FRA	<b>1'54.096</b>		<b>1'54.096</b>		1'54.332				2'02.864	
			34	175,6	15	<b>175,6</b>	13	172,5			6	173,0
53	<b>19 B. MOLINA</b> Yamaha YZF-R3	CHI	<b>1'54.538</b>		<b>1'54.538</b>		1'55.053				1'54.592	
			36	180,6	15	<b>180,6</b>	14	171,9			7	180,3
54	<b>9 S. NAUD</b> Kawasaki Ninja 400	FRA	<b>1'54.836</b>		1'56.693		1'56.342				<b>1'54.836</b>	
			34	180,6	13	176,7	14	176,4			7	<b>180,6</b>
55	<b>93 A. QUINET</b> Honda CBR500R	FRA	<b>1'54.982</b>		<b>1'54.982</b>		1'56.000		2'04.216		2'05.186	
			33	173,6	11	<b>173,6</b>	12	170,8	5	172,5	5	171,4
56	<b>39 J. PEREZ GONZALEZ</b> Kawasaki Ninja 400	ESP	<b>1'55.308</b>		1'58.077		<b>1'55.308</b>		1'59.593		2'03.222	
			27	177,3	1	174,7	12	169,2	7	<b>177,3</b>	7	<b>177,3</b>
57	<b>32 A. PELIKANOVA</b> Kawasaki Ninja 400	CZE	<b>1'55.705</b>		1'56.823		<b>1'55.705</b>		2'08.204		2'03.156	
			39	179,1	14	<b>179,1</b>	14	170,8	3	174,7	8	178,2
58	<b>82 J. HYDE</b> Kawasaki Ninja 400	AUS	<b>1'58.110</b>		<b>1'58.110</b>							
			1	174,7	1	<b>174,7</b>						

22/06/2019

These data/results cannot be reproduced, stored and/or transmitted in whole or in part by any manner of electronic, mechanical, photocopying, recording, broadcasting or otherwise now known or herein after developed without the previous express consent by the copyright owner, except for reproduction in daily press and regular printed publications on sale to the public within 60 days of the event related to those data/results and always provided that copyright symbol appears together as follows below.

© DORNA WSBK ORGANIZATION Srl 2019





Misano Circuit Sic 58 4.226 m

**Pata Riviera di Rimini Round, 21-23 June 2019**
**Tissot Superpole Combined Results**

No.	Rider	Nat	Team	Bike	Class	FPs	Superpole	Avg	LL
1	<b>18</b>	<b>M. GONZALEZ</b>	ESP Kawasaki ParkinGO Team	Kawasaki Ninja 400	A	1'50.457	<b>1'49.646</b>	138,752	38
2	<b>25</b>	<b>A. VERDOIA</b>	FRA BCD Yamaha MS Racing	Yamaha YZF-R3	B	1'51.394	<b>1'59.231</b>	127,598	40
3	<b>1</b>	<b>A. CARRASCO</b>	ESP Kawasaki Provec WorldSSP300	Kawasaki Ninja 400	A	1'50.687	<b>1'50.245</b>	137,998	39
4	<b>72</b>	<b>V. STEEMAN</b>	NED Freudenberg KTM Junior Team	KTM RC 390 R	B	1'50.863	<b>2'00.143</b>	126,629	37
5	<b>55</b>	<b>G. HENDRA PRATAMA</b>	INA Semakin Di Depan Biblion Motoxrcing	Yamaha YZF-R3	A	1'50.260	<b>1'50.436</b>	137,759	40
6	<b>4</b>	<b>E. VOCINO</b>	ITA GRADARA Corse	Yamaha YZF-R3	B	1'51.137	<b>2'00.582</b>	126,168	44
7	<b>41</b>	<b>J. JAHNIG</b>	GER Freudenberg KTM Junior Team	KTM RC 390 R	A	1'51.427	<b>1'50.573</b>	137,589	34
8	<b>44</b>	<b>T. BRAMICH</b>	AUS Carl Cox-RT Motorsports by SKM-Kawasaki	Kawasaki Ninja 400	B	1'52.979	<b>2'00.846</b>	125,892	42
9	<b>64</b>	<b>H. DE CANCELLIS</b>	FRA Team Trasimeno Yamaha	Yamaha YZF-R3	A	1'51.148	<b>1'50.677</b>	137,459	44
10	<b>69</b>	<b>J. BUIS</b>	NED MTM Racing Team	Kawasaki Ninja 400	B	1'52.155	<b>2'01.376</b>	125,343	42
11	<b>17</b>	<b>K. MEUFFELS</b>	NED Freudenberg KTM WorldSSP Team	KTM RC 390 R	A	1'51.520	<b>1'50.909</b>	137,172	41
12	<b>27</b>	<b>F. ROVELLI</b>	ITA Kawasaki ParkinGO Team	Kawasaki Ninja 400	B	1'51.774	<b>2'01.526</b>	125,188	37
13	<b>6</b>	<b>R. SCHOTMAN</b>	NED Kawasaki MOTOPOST	Kawasaki Ninja 400	A	1'50.111	<b>1'50.942</b>	137,131	39
14	<b>88</b>	<b>B. IERACI</b>	ITA Kawasaki GP Project	Kawasaki Ninja 400	B	1'51.291	<b>2'01.638</b>	125,073	35
15	<b>42</b>	<b>M. GARCIA</b>	ESP DS Junior Team	Kawasaki Ninja 400	A	1'51.072	<b>1'51.126</b>	136,904	23
16	<b>20</b>	<b>D. LOUREIRO</b>	RSA Nutec - RT Motorsports by SKM - Kawasaki	Kawasaki Ninja 400	B	1'51.593	<b>2'01.800</b>	124,906	42
17	<b>47</b>	<b>F. HERNANDEZ MOYANO</b>	ESP BCD Yamaha MS Racing	Yamaha YZF-R3	A	1'52.139	<b>1'51.210</b>	136,801	43
18	<b>95</b>	<b>S. DEROUÉ</b>	NED Kawasaki MOTOPOST	Kawasaki Ninja 400	B	1'51.601	<b>2'01.928</b>	124,775	40
19	<b>8</b>	<b>M. PEREZ</b>	ESP Scuderia Maranga Racing	Kawasaki Ninja 400	A	1'50.795	<b>1'51.313</b>	136,674	38
20	<b>21</b>	<b>B. SANCHEZ</b>	ESP Scuderia Maranga Racing	Kawasaki Ninja 400	B	1'52.021	<b>2'01.959</b>	124,744	38
21	<b>46</b>	<b>S. DI SORA</b>	FRA Fiembo Leader Team	Kawasaki Ninja 400	A	1'52.490	<b>1'51.407</b>	136,559	41
22	<b>91</b>	<b>G. MORA</b>	ITA AG Motorsport Italia Yamaha	Yamaha YZF-R3	B	1'51.397	<b>2'01.987</b>	124,715	36
23	<b>7</b>	<b>T. KAWAKAMI</b>	BRA BCD Yamaha MS Racing	Yamaha YZF-R3	A	1'51.638	<b>1'51.442</b>	136,516	39
24	<b>3</b>	<b>M. PEDENEAU</b>	FRA Team MHP Racing-Patrick Pons	Yamaha YZF-R3	B	1'52.098	<b>2'02.036</b>	124,665	39
25	<b>15</b>	<b>M. BASTIANELLI</b>	ITA Prodina IRCOS Kawasaki	Kawasaki Ninja 400	A	1'51.088	<b>1'51.886</b>	135,974	34
26	<b>61</b>	<b>Y. OKAYA</b>	JPN DS Junior Team	Kawasaki Ninja 400	B	1'53.083	<b>2'02.085</b>	124,615	43
27	<b>52</b>	<b>O. KÖNIG</b>	CZE ACCR Czech Talent Team - Willi Race	Kawasaki Ninja 400	A	1'52.093	<b>1'52.051</b>	135,774	40
28	<b>65</b>	<b>J. FACCO</b>	ITA Semakin Di Depan Biblion Motoxrcing	Yamaha YZF-R3	B	1'51.738	<b>2'02.216</b>	124,481	39
29	<b>24</b>	<b>M. BERTÉ</b>	ITA ProGP Racing	Yamaha YZF-R3	A	1'51.752	<b>1'52.108</b>	135,705	33
30	<b>30</b>	<b>D. BLIN</b>	POL Terra e Moto	Yamaha YZF-R3	B	1'52.101	<b>2'02.757</b>	123,933	46
31	<b>51</b>	<b>D. KOOPMAN</b>	NED MTM Racing Team	Kawasaki Ninja 400	A	1'52.940	<b>1'52.114</b>	135,698	43
32	<b>12</b>	<b>R. DORE</b>	FRA Team MHP Racing-Patrick Pons	Yamaha YZF-R3	B	1'54.096	<b>2'02.864</b>	123,825	34
33	<b>16</b>	<b>M. LUNA BAYEN</b>	ESP Kawasaki GP Project	Kawasaki Ninja 400	A	1'51.206	<b>1'52.151</b>	135,653	33
34	<b>36</b>	<b>B. NEILA</b>	ESP BCD Yamaha MS Racing	Yamaha YZF-R3	B	1'52.091	<b>2'02.906</b>	123,782	41
35	<b>31</b>	<b>T. ERHARD</b>	GER Freudenberg KTM WorldSSP Team	KTM RC 390 R	A	1'52.340	<b>1'52.326</b>	135,441	39
36	<b>97</b>	<b>M. KAPPLER</b>	GER Freudenberg KTM WorldSSP Team	KTM RC 390 R	B	1'52.578	<b>2'03.043</b>	123,645	37
37	<b>71</b>	<b>T. EDWARDS</b>	AUS Kawasaki ParkinGO Team	Kawasaki Ninja 400	A	1'51.947	<b>1'52.337</b>	135,428	41
38	<b>54</b>	<b>B. SOFUOGLU</b>	TUR Turkish Puccetti Racing by TSM	Kawasaki Ninja 400	B	1'52.567	<b>2'03.062</b>	123,625	33
39	<b>14</b>	<b>E. DE LA VEGA</b>	FRA Team MHP Racing-Patrick Pons	Yamaha YZF-R3	A	1'51.956	<b>1'52.414</b>	135,335	39
40	<b>32</b>	<b>A. PELIKANOVA</b>	CZE Kawasaki GP Project	Kawasaki Ninja 400	B	1'55.705	<b>2'03.156</b>	123,531	39
41	<b>28</b>	<b>O. BONOLI</b>	ITA Team Trasimeno Yamaha	Yamaha YZF-R3	A	1'50.677	<b>1'52.433</b>	135,313	37
42	<b>35</b>	<b>F. DE BRUIN</b>	NED Team Trasimeno Yamaha	Yamaha YZF-R3	B	1'53.330	<b>2'03.186</b>	123,501	49
43	<b>13</b>	<b>D. IOZZO</b>	RSA Nutec - RT Motorsports by SKM - Kawasaki	Kawasaki Ninja 400	A	1'52.081	<b>1'52.468</b>	135,270	41
44	<b>39</b>	<b>J. PEREZ GONZALEZ</b>	ESP DS Junior Team	Kawasaki Ninja 400	B	1'55.308	<b>2'03.222</b>	123,465	27
45	<b>23</b>	<b>P. GIACOMINI</b>	ITA Kawasaki GP Project	Kawasaki Ninja 400	A	1'53.935	<b>1'52.773</b>	134,905	37
46	<b>48</b>	<b>T. BRIANTI</b>	ITA Prodina IRCOS Kawasaki	Kawasaki Ninja 400	B	1'52.491	<b>2'03.353</b>	123,334	36
47	<b>11</b>	<b>K. ARDUINI</b>	ITA 2R Racing Team	Kawasaki Ninja 400	A	1'53.946	<b>1'53.067</b>	134,554	33
48	<b>77</b>	<b>V. SCHWARZ</b>	CZE ACCR Czech Talent Team - Willi Race	Kawasaki Ninja 400	B	1'53.806	<b>2'03.354</b>	123,333	41
49	<b>84</b>	<b>K. ALOISI</b>	ITA DS Junior Team	Kawasaki Ninja 400	A	1'55.265	<b>1'53.814</b>	133,671	30
50	<b>78</b>	<b>J. FORAY</b>	FRA Prodina IRCOS Kawasaki	Kawasaki Ninja 400	B	1'52.883	<b>2'03.555</b>	123,132	36
51	<b>33</b>	<b>K. HARTMANN</b>	FRA Team MHP Racing-Patrick Pons	Yamaha YZF-R3	A	1'52.995	<b>1'54.540</b>	132,823	30
52	<b>85</b>	<b>K. SABATUCCI</b>	ITA Team Trasimeno Yamaha	Yamaha YZF-R3	B	1'51.810	<b>2'03.864</b>	122,825	42

22/06/2019

The results are provisional until the end of the time limit for protests and appeals and the completion of the technical checks.

These data/results cannot be reproduced, stored and/or transmitted in whole or in part by any manner of electronic, mechanical, photocopying, recording, broadcasting or otherwise now known or herein after developed without the previous express consent by the copyright owner, except for reproduction in daily press and regular printed publications on sale to the public within 60 days of the event related to those data/results and always provided that copyright symbol appears together as follows below.

© DORNA WSBK ORGANIZATION Srl 2019



Official Fuel Supplier

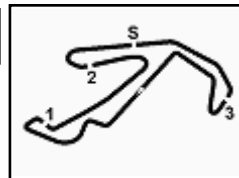


FKR PERUGIA TIMING

Official Tyre Supplier



Official Timekeeper



Misano Circuit Sic 58 4.226 m

## Pata Riviera di Rimini Round, 21-23 June 2019

### Tissot Superpole Combined Results

No.	Rider	Nat	Team	Bike	Class	FPs	Superpole	Avg	LL
53	<b>19</b> B. MOLINA	CHI	Terra e Moto	Yamaha YZF-R3	A	1'54.538	<b>1'54.592</b>	132,763	36
54	<b>93</b> A. QUINET	FRA	TGP Racing	Honda CBR500R	B	1'54.982	<b>2'05.186</b>	121,528	33
55	<b>9</b> S. NAUD	FRA	Flembbo Leader Team	Kawasaki Ninja 400	A	1'56.342	<b>1'54.836</b>	132,481	34
56	<b>56</b> N. BERNABÈ	ITA	RM Racing	Kawasaki Ninja 400	B	1'52.729	<b>2'11.677</b>	115,537	32
57	<b>22</b> N. KALININ	UKR	Nutec - RT Motorsports by SKM - Kawasaki	Kawasaki Ninja 400	A	1'50.599	<b>1'59.181</b>	127,651	34

22/06/2019

The results are provisional until the end of the time limit for protests and appeals and the completion of the technical checks.

These data/results cannot be reproduced, stored and/or transmitted in whole or in part by any manner of electronic, mechanical, photocopying, recording, broadcasting or otherwise now known or herein after developed without the previous express consent by the copyright owner, except for reproduction in daily press and regular printed publications on sale to the public within 60 days of the event related to those data/results and always provided that copyright symbol appears together as follows below.

© DORNA WSBK ORGANIZATION Srl 2019



Official Fuel Supplier



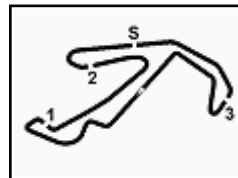
FKR PERUGIA TIMING

Official Tyre Supplier



Official Timekeeper





## Pata Riviera di Rimini Round, 21-23 June 2019

### Starting Grid - Last Chance Race

Misano Circuit Sic 58 4.226 m

13 Laps x 4,226 km = 54,938 km

1	51 KOOPMAN D. Kawasaki 1'52.114	2	12 DORE R. Yamaha 2'02.864	3	16 LUNA BAYEN M. Kawasaki 1'52.151	
2	4	36 NEILA B. Yamaha 2'02.906	5	31 ERHARD T. KTM 1'52.326	6	97 KAPPLER M. KTM 2'03.043
3	7	71 EDWARDS T. Kawasaki 1'52.337	8	54 SOFUOGLU B. Kawasaki 2'03.062	9	14 DE LA VEGA E. Yamaha 1'52.414
4	10	32 PELIKANOVA A. Kawasaki 2'03.156	11	35 DE BRUIN F. Yamaha 2'03.186	12	13 IOZZO D. Kawasaki 1'52.468
5	13	39 PEREZ GONZALEZ J Kawasaki 2'03.222	14	23 GIACOMINI P. Kawasaki 1'52.773	15	48 BRIANTI T. Kawasaki 2'03.353
6	16	11 ARDUINI K. Kawasaki 1'53.067	17*	28 BONOLI O. Yamaha 1'52.433	18	77 SCHWARZ V. Kawasaki 2'03.354
7	19	78 FORAY J. Kawasaki 2'03.555	20	33 HARTMANN K. Yamaha 1'54.540	21	85 SABATUCCI K. Yamaha 2'03.864
8	22	19 MOLINA B. Yamaha 1'54.592	23	93 QUINET A. Honda 2'05.186	24	9 NAUD S. Kawasaki 1'54.836
9	25*	84 ALOISI K. Kawasaki 1'53.814	26	56 BERNABÈ N. Kawasaki 2'11.677	27	22 KALININ N. Kawasaki 1'59.181

N.84 (Aloisi K.) & 28 (Bonoli O.) have been demoted by 6 grid positions according to Art. 1.21.2

22/06/2019 The Race Director .....

\* = Penalized

These data/results cannot be reproduced, stored and/or transmitted in whole or in part by any manner of electronic, mechanical, photocopying, recording, broadcasting or otherwise now known or herein after developed without the previous express consent by the copyright owner, except for reproduction in daily press and regular printed publications on sale to the public within 60 days of the event related to those data/results and always provided that copyright symbol appears together as follows below.

© DORNA WSBK ORGANIZATION Srl 2019



Official Fuel Supplier

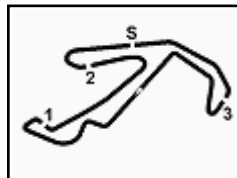


FKR PERUGIA TIMING

Official Tyre Supplier



Official Timekeeper



Misano Circuit Sic 58 4.226 m

**Pata Riviera di Rimini Round, 21-23 June 2019**
**Tissot Superpole Ranking**

	2017	2018	2019
<b>01 Motorland Aragon</b>	Deroue (Ned) Kaw 2'12.712 (137,7 Km/h)	Perez (Esp) Kaw 2'07.938 (142,9 Km/h)	Gonzalez (Esp) Kaw 2'06.938 (144,0 Km/h)
<b>02 TT Circuit Assen</b>	Sanchez (Esp) Yam 1'53.814 (143,7 Km/h)	Perez (Esp) Kaw 1'50.165 (148,4 Km/h)	Hendra Pratama (Ina) Yam 1'51.475 (146,7 Km/h)
<b>03 Autodromo Internazionale Enzo e Dino</b>	Perez (Esp) Hon 2'10.115 (136,6 Km/h)	Carrasco (Esp) Kaw 2'07.076 (139,8 Km/h)	Perez (Esp) Kaw 2'06.351 (140,6 Km/h)
<b>04 Circuito de Jerez Ángel Nieto</b>	Garcia (Esp) Yam 1'54.947 (138,5 Km/h)		Steeman (Ned) Ktm 1'52.199 (141,9 Km/h)
<b>05 Misano World Circuit "Marco Simoncelli"</b>	Perez (Esp) Hon 1'52.490 (135,2 Km/h)	Hendra Pratama (Ina) Yam 1'50.517 (137,7 Km/h)	Gonzalez (Esp) Kaw 1'49.646 (138,8 Km/h)
<b>06 Donington Park</b>	Coppola (Ita) Yam 1'46.150 (136,4 Km/h)	Carrasco (Esp) Kaw 1'42.758 (140,9 Km/h)	
<b>07 Autódromo Internacional do Algarve</b>	Coppola (Ita) Yam 2'00.128 (137,6 Km/h)	Edwards (Aus) Kaw 1'56.877 (141,4 Km/h)	
<b>08 Circuit de Nevers Magny-Cours</b>	Muel (Fra) Yam 2'16.866 (116,0 Km/h)	Deroue (Ned) Kaw 1'54.034 (139,3 Km/h)	
<b>09 Losail International Circuit</b>			

**2019**

- 2 **M. Gonzalez**
- 1 V. Steeman
- 1 G. Hendra Pratama
- 1 M. Perez

**ALL TIMES**

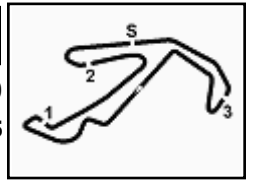
- 5 M. Perez
- 3 A. Coppola
- 3 G. Hendra Pratama
- 2 A. Carrasco
- 2 S. Deroue
- 2 **M. Gonzalez**
- 1 B. Sanchez
- 1 M. Garcia
- 1 A. Muel
- 1 T. Edwards
- 1 V. Steeman

22/06/2019

These data/results cannot be reproduced, stored and/or transmitted in whole or in part by any manner of electronic, mechanical, photocopying, recording, broadcasting or otherwise now known or herein after developed without the previous express consent by the copyright owner, except for reproduction in daily press and regular printed publications on sale to the public within 60 days of the event related to those data/results and always provided that copyright symbol appears together as follows below.

© DORNA WSBK ORGANIZATION Srl 2019





**Pata Riviera di Rimini Round, 21-23 June 2019**  
**Tissot Superpole Award**

Misano Circuit Sic 58 4.226 m

Points	Points From First	Points From Previous	April 7	April 14	May 12	June 8	June 9	June 23	July 7	September 8	September 29	October 26					
			ARAGON	ASSEN	IMOLA	JEREZ 1	JEREZ 2	MISANO	DONINGTON PARK	PORTIMAO	MAGNY COURS	LOSAIL					
1	GONZALEZ Manuel (ESP)	41	12	9	2	6		12									
2	HENDRA PRATAMA Galang (INA)	33	8	9	12		7	5									
3	DE CANCELLIS Hugo (FRA)	23	18	10	7	6	9		1								
4	VERDÓIA Andy (FRA)	21	20	2	5		3	4	9								
5	STEEMAN Victor (NED)	20	21	1	2			12	6								
6	PEREZ Mika (ESP)	19	22	1		7	12										
7	CARRASCO Ana (ESP)	19	22	0			7	5	7								
8	JAHNIG Jan-Ole (GER)	10	31	9	1	2	4		3								
9	GARCIA Marc (ESP)	9	32	1				9									
10	BONOLI Omar (ITA)	8	33	1		5		3									
11	IERACI Bruno (ITA)	6	35	2			6										
12	LUNA BAYEN Marc (ESP)	6	35	0	6												
13	HERNANDEZ MOYANO Ferran (ESP)	5	36	1			5										
14	DEROUE Scott (NED)	5	36	0		4	1										
15	PEDENEAU Mateo (FRA)	5	36	0	3			2									
16	VOCINO Emanuele (ITA)	4	37	1					4								
17	ERILL Guillem (ESP)	4	37	0	4												
18	KALININ Nick (UKR)	3	38	1		3											
19	BRAMICH Tom (AUS)	2	39	1					2								
20	MEUFFELS Koen (NED)	1	40	1			1										
21	SANCHEZ Borja (ESP)	1	40	0		1											

22/06/2019 Odd points columns: Tissot Superpole Even points columns: Tissot Superpole Race

These data/results cannot be reproduced, stored and/or transmitted in whole or in part by any manner of electronic, mechanical, photocopying, recording, broadcasting or otherwise now known or herein after developed without the previous express consent by the copyright owner, except for reproduction in daily press and regular printed publications on sale to the public within 60 days of the event related to those data/results and always provided that copyright symbol appears together as follows below.

© DORNA WSBK ORGANIZATION Srl 2019

