SUPERSPORT300 FIM WORLD CHAMPIONSHIP

8.4

WorldSSP300
116/05

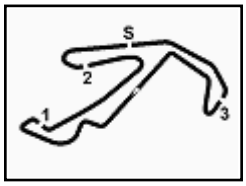

Pata Riviera di Rimini Round, 21-23 June 2019
Chronological Analysis Superpole Gr. B

Misano Circuit Sic 58 4.226 m

1° 25 A. VERDOÏA (1'59.231)

Lap	Seg.1	Seg.2	Seg.3	Seg.4	Lap Time	km/h	Local Time
1		32.985	34.491	28.721		175,0	12:54'28.516
2	33.348	32.207	34.454	29.699	2'09.708	169,5	12:56'38.224
3	31.689	30.034	33.692	27.671	2'03.086	**182,1**	12:58'41.310
4	31.948	29.566	33.532	26.800	2'01.846	172,5	13:00'43.156
5	30.534	29.606	33.355	26.648	2'00.143	172,8	13:02'43.299
6	**30.219**	**29.436**	33.033	26.543	**1'59.231**	173,4	13:04'42.530
7	31.093	31.062	34.893	26.770	2'03.818	153,0	13:06'46.348
8	30.602	29.462	**32.844**	**26.334**	1'59.242	174,8	13:08'45.590
9	35.217	29.800	33.244	26.772	2'05.033C	170,9	13:10'50.623

2° 72 V. STEEMAN (2'00.143)

Lap	Seg.1	Seg.2	Seg.3	Seg.4	Lap Time	km/h	Local Time
1							12:50'21.331
2	57.447	33.686	37.881	30.982	2'39.996P	171,7	12:53'01.327
3	32.902	30.844	34.597	27.617	2'05.960	174,2	12:55'07.287
4	32.305	30.070	34.125	27.144	2'03.644	174,2	12:57'10.931
5	31.693	29.933	34.268	26.971	2'02.865	172,5	12:59'13.796
6	31.772	29.874	34.528	27.412	2'03.586	173,4	13:01'17.382
7	31.435	29.495	33.665	26.700	2'01.295	173,4	13:03'18.677
8	31.208	29.456	33.613	26.638	2'00.915	**175,3**	13:05'19.592
9	31.381	29.703	33.621	26.620	2'01.325	174,2	13:07'20.917
10	30.991	29.410	**33.396**	**26.346**	**2'00.143**	174,2	13:09'21.060
11	**30.950**	**29.406**	33.402	26.464	2'00.222	174,8	13:11'21.282

3° 4 E. VOCINO (2'00.582)

Lap	Seg.1	Seg.2	Seg.3	Seg.4	Lap Time	km/h	Local Time
1		33.939	35.726	29.228		166,4	12:52'29.966
2	33.745	31.052	34.628	27.398	2'06.823	170,1	12:54'36.789
3	32.038	30.766	34.103	27.018	2'03.925	170,9	12:56'40.714
4	31.726	30.566	37.581	27.169	2'07.042	169,3	12:58'47.756
5	31.769	30.273	33.976	27.116	2'03.134	**172,8**	13:00'50.890
6	31.141	29.905	33.601	26.788	2'01.435	**172,8**	13:02'52.325
7	31.261	30.063	**33.446**	26.691	2'01.461	172,2	13:04'53.786
8	31.135	29.989	33.705	26.907	2'01.736	171,2	13:06'55.522
9	31.161	29.843	33.801	26.725	2'01.530	170,1	13:08'57.052
10	**30.874**	**29.623**	33.484	**26.601**	**2'00.582**	171,2	13:10'57.634

4° 44 T. BRAMICH (2'00.846)

Lap	Seg.1	Seg.2	Seg.3	Seg.4	Lap Time	km/h	Local Time
1		32.288	35.913	28.825		170,1	12:52'19.000
2	32.984	30.680	34.738	27.476	2'05.878	171,4	12:54'24.878
3	31.887	30.144	34.338	27.480	2'03.849	171,7	12:56'28.727
4	31.593	30.076	33.811	26.978	2'02.458	171,7	12:58'31.185
5	31.929	30.245	34.595	27.703	2'04.472	170,9	13:00'35.657
6	31.116	30.083	34.018	26.820	2'02.037	172,5	13:02'37.694
7	31.245	**29.550**	34.138	26.963	2'01.896	171,7	13:04'39.590
8	31.817	30.301	33.937	27.151	2'03.206	170,1	13:06'42.796
9	**31.003**	29.563	**33.769**	**26.511**	**2'00.846**	172,0	13:08'43.642
10	34.244	29.462	33.476	26.776	2'03.958C	**175,3**	13:10'47.600

5° 69 J. BUIS (2'01.376)

Lap	Seg.1	Seg.2	Seg.3	Seg.4	Lap Time	km/h	Local Time
1		31.796	35.895	28.170		168,5	12:52'20.906
2	32.409	31.226	34.736	27.989	2'06.360	173,9	12:54'27.266
3	32.099	30.745	34.520	27.478	2'04.842	171,2	12:56'32.108
4	31.539	30.241	33.779	26.971	2'02.530	174,5	12:58'34.638
5	31.788	30.906	36.853	31.477	2'11.024	166,7	13:00'45.662
6	31.369	30.165	33.748	27.680	2'02.962	**180,6**	13:02'48.624
7	31.653	**29.968**	34.218	27.212	2'03.051	172,0	13:04'51.675
8	35.105	31.038	33.990	27.272	2'07.405	174,2	13:06'59.080
9	**31.139**	30.014	**33.520**	**26.703**	**2'01.376**	175,0	13:09'00.456
10	31.658	30.009	33.828	27.476	2'02.971	173,1	13:11'03.427

6° 27 F. ROVELLI (2'01.526)

Lap	Seg.1	Seg.2	Seg.3	Seg.4	Lap Time	km/h	Local Time
1		33.193	36.964	28.620		169,0	12:52'22.138
2	33.108	31.016	34.361	27.857	2'06.342C	171,7	12:54'28.480
3	32.191	30.348	33.960	27.177	2'03.676	171,4	12:56'32.156
4	**30.996**	30.093	33.788	26.824	2'01.701	170,3	12:58'33.857
5	32.089	31.634	37.119	40.684	2'21.526P	165,1	13:00'55.383
6	2'29.853	30.516	34.817	32.831	4'08.017P	168,8	13:05'03.400
7	31.881	29.842	33.688	26.912	2'02.323	174,8	13:07'05.723
8	31.718	**29.673**	**33.384**	**26.751**	**2'01.526**	**176,2**	13:09'07.249
9	31.401	30.134	33.834	26.858	2'02.227	167,4	13:11'09.476

7° 88 B. IERACI (2'01.638)

Lap	Seg.1	Seg.2	Seg.3	Seg.4	Lap Time	km/h	Local Time
1							12:54'10.663
2	49.333	31.950	34.492	27.611	2'23.386P	172,0	12:56'34.049
3	32.505	31.157	35.351	27.482	2'06.495	170,9	12:58'40.544
4	32.361	30.574	33.766	27.083	2'03.784	**177,0**	13:00'44.328
5	31.684	30.341	33.901	27.626	2'03.552	175,6	13:02'47.880
6	33.539	30.883	37.452	33.501	2'15.375	162,7	13:05'03.255
7	31.850	29.810	33.754	26.996	2'02.410	174,5	13:07'05.665
8	**31.614**	**29.617**	**33.466**	26.941	**2'01.638**	175,0	13:09'07.303
9	31.725	29.675	33.784	**26.915**	2'02.099	173,6	13:11'09.402

8° 20 D. LOUREIRO (2'01.800)

Lap	Seg.1	Seg.2	Seg.3	Seg.4	Lap Time	km/h	Local Time
1		33.397	36.751	29.021		171,4	12:52'31.224
2	34.456	31.350	35.829	28.002	2'09.637	173,1	12:54'40.861
3	32.771	30.685	35.308	27.540	2'06.304	173,6	12:56'47.165
4	32.326	30.750	34.725	27.551	2'05.352	175,3	12:58'52.517
5	33.078	32.403	37.501	29.370	2'12.352	163,9	13:01'04.869
6	32.502	34.143	34.873	29.170	2'10.688	172,8	13:03'15.557
7	31.972	30.336	34.353	27.344	2'04.005	174,2	13:05'19.562
8	32.045	29.842	34.154	26.809	2'02.850	174,8	13:07'22.412
9	31.517	29.694	**33.908**	**26.681**	**2'01.800**	175,6	13:09'24.212
10	**31.494**	**29.399**	34.240	28.076	2'03.209	**177,3**	13:11'27.421

9° 95 S. DEROUE (2'01.928)

Lap	Seg.1	Seg.2	Seg.3	Seg.4	Lap Time	km/h	Local Time
1		32.195	36.371	28.873		173,4	12:52'24.540
2	33.830	31.226	35.148	27.877	2'08.081	174,5	12:54'32.621
3	32.535	30.472	34.302	27.434	2'04.743	179,7	12:56'37.364
4	32.076	**29.954**	34.100	27.546	2'03.676	**181,2**	12:58'41.040
5	32.085	29.988	33.814	27.025	2'02.912	177,3	13:00'43.952
6	31.583	30.122	34.090	1'51.621	3'27.416P	174,8	13:04'11.368
7	52.985	34.836	36.004	27.770	2'31.595P	167,7	13:06'42.963
8	31.890	29.955	33.777	**26.931**	2'02.553	174,5	13:08'45.516
9	**31.279**	30.011	**33.687**	26.951	**2'01.928**	174,2	13:10'47.444

10° 21 B. SANCHEZ (2'01.959)

Lap	Seg.1	Seg.2	Seg.3	Seg.4	Lap Time	km/h	Local Time
1		33.213	36.339	29.470		169,5	12:52'29.745
2	34.350	31.261	34.787	28.039	2'08.437	175,0	12:54'38.182
3	32.844	30.813	34.684	27.849	2'06.190	173,4	12:56'44.372
4	32.531	30.721	34.343	27.455	2'05.050	176,8	12:58'49.422
5	34.762	33.266	37.681	1'53.549	3'39.258P	164,6	13:02'28.680
6	54.455	31.813	36.076	28.852	2'31.196P	169,3	13:04'59.876
7	31.748	30.594	33.874	27.341	2'03.557	175,9	13:07'03.433
8	**31.454**	30.169	34.087	28.602	2'04.312	173,1	13:09'07.745

22/06/2019 P = Pits In/Out - C = Lap Time Cancelled

These data/results cannot be reproduced, stored and/or transmitted in whole or in part by any manner of electronic, mechanical, photocopying, recording, broadcasting or otherwise now known or herein after developed without the previous express consent by the copyright owner, except for reproduction in daily press and regular printed publications on sale to the public within 60 days of the event related to those data/results and always provided that copyright symbol appears together as follows below.
© DORNA WSBK ORGANIZATION Srl 2019

Pata Member of MOL Group Racing Fuel — Official Fuel Supplier
Pirelli — Official Tyre Supplier
FICR PERUGIA TIMING
TISSOT Swiss Watches since 1853 — Official Timekeeper

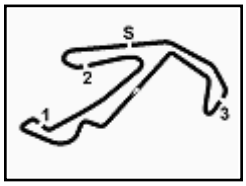

Pata Riviera di Rimini Round, 21-23 June 2019

Chronological Analysis Superpole Gr. B

Misano Circuit Sic 58 4.226 m

9	31.546	**29.845**	**33.272**	**27.296**	**2'01.959**	**178,5**	13:11'09.704

11° 91 G. MORA (2'01.987)

Lap	Seg.1	Seg.2	Seg.3	Seg.4	Lap Time	km/h	Local Time
1		34.931	37.192	30.377		165,4	12:54'04.969
2	34.436	32.257	35.569	28.490	2'10.752	166,9	12:56'15.721
3	32.777	31.577	35.824	28.043	2'08.221	166,9	12:58'23.942
4	32.741	31.424	34.977	27.834	2'06.976	167,7	13:00'30.918
5	32.240	30.750	34.756	27.919	2'05.665	168,5	13:02'36.583
6	31.780	30.575	34.132	27.747	2'04.234	170,3	13:04'40.817
7	32.564	30.471	34.274	27.610	2'04.919	169,8	13:06'45.736
8	31.694	**29.899**	**33.749**	27.293	2'02.635	**170,9**	13:08'48.371
9	**31.168**	30.096	33.798	**26.925**	**2'01.987**	170,3	13:10'50.358

12° 3 M. PEDENEAU (2'02.036)

Lap	Seg.1	Seg.2	Seg.3	Seg.4	Lap Time	km/h	Local Time
1							12:50'15.025
2	53.527	32.704	37.780	29.277	2'33.288P	167,4	12:52'48.313
3	33.998	31.686	35.540	28.265	2'09.489	169,0	12:54'57.802
4	32.244	30.792	35.284	28.016	2'06.336	170,3	12:57'04.138
5	31.915	30.803	35.270	27.655	2'05.643	170,9	12:59'09.781
6	37.446	32.838	36.009	28.393	2'14.686	171,4	13:01'24.467
7	32.298	30.771	35.077	27.663	2'05.809	170,3	13:03'30.276
8	31.871	30.829	34.958	27.457	2'05.115	172,0	13:05'35.391
9	31.786	30.686	34.701	27.217	2'04.390	171,4	13:07'39.781
10	30.989	**29.823**	**34.157**	**27.067**	**2'02.036**	172,0	13:09'41.817
11	**30.796**	29.934	35.319	27.533	2'03.582	**173,1**	13:11'45.399

13° 61 Y. OKAYA (2'02.085)

Lap	Seg.1	Seg.2	Seg.3	Seg.4	Lap Time	km/h	Local Time
1							12:50'18.943
2	1'00.049	33.042	37.380	28.728	2'39.199P	164,9	12:52'58.142
3	33.068	31.310	35.677	27.925	2'07.980	168,0	12:55'06.122
4	32.532	30.870	35.083	27.480	2'05.965	**174,8**	12:57'12.087
5	32.071	30.622	34.512	27.553	2'04.758	170,9	12:59'16.845
6	31.986	30.388	34.534	27.474	2'04.382	171,2	13:01'21.227
7	32.041	30.432	34.583	27.566	2'04.622	170,1	13:03'25.849
8	31.565	30.027	34.201	27.361	2'03.154	171,7	13:05'29.003
9	31.578	29.850	34.060	27.115	2'02.603	172,0	13:07'31.606
10	31.460	29.884	**33.844**	27.175	2'02.363	172,5	13:09'33.969
11	**31.454**	**29.792**	33.967	**26.872**	**2'02.085**	172,8	13:11'36.054

14° 65 J. FACCO (2'02.216)

Lap	Seg.1	Seg.2	Seg.3	Seg.4	Lap Time	km/h	Local Time
1							12:56'13.382
2	52.840	33.402	35.642	29.068	2'30.952P	170,1	12:58'44.334
3	32.845	31.390	34.890	28.325	2'07.450	169,8	13:00'51.784
4	32.010	30.660	34.228	27.580	2'04.478	170,6	13:02'56.262
5	31.580	30.675	34.068	27.430	2'03.753	172,0	13:05'00.015
6	31.848	**30.152**	34.275	27.342	2'03.617	171,7	13:07'03.632
7	**31.518**	30.160	**33.394**	**27.144**	**2'02.216**	**176,2**	13:09'05.848
8	33.830	30.275	33.767	27.323	2'05.195	174,2	13:11'11.043

15° 30 D. BLIN (2'02.757)

Lap	Seg.1	Seg.2	Seg.3	Seg.4	Lap Time	km/h	Local Time
1							12:50'18.522
2	1'02.789	33.077	36.609	29.263	2'41.738P	164,4	12:53'00.260
3	33.511	31.674	35.288	27.952	2'08.425	170,9	12:55'08.685
4	32.560	30.627	34.999	27.763	2'05.949	170,6	12:57'14.634
5	32.901	30.705	35.359	28.581	2'07.546	**175,0**	12:59'22.180
6	34.308	31.475	37.118	28.455	2'11.356	163,4	13:01'33.536
7	32.064	30.432	34.394	27.896	2'04.786	172,2	13:03'38.322
8	31.798	30.437	34.553	27.301	2'04.089	168,0	13:05'42.411
9	31.616	30.298	34.266	27.151	2'03.331	168,5	13:07'45.742
10	31.367	**30.228**	**34.132**	27.030	**2'02.757**	170,1	13:09'48.499
11	**31.260**	30.542	34.301	**26.716**	2'02.819	169,5	13:11'51.318

16° 12 R. DORE (2'02.864)

Lap	Seg.1	Seg.2	Seg.3	Seg.4	Lap Time	km/h	Local Time
1		32.277	36.568	28.303		163,4	12:52'21.325
2	32.756	31.050	34.960	28.306	2'07.072	170,9	12:54'28.397
3	32.904	33.133	34.747	27.698	2'08.482	172,8	12:56'36.879
4	31.734	30.335	34.977	27.819	2'04.865	171,4	12:58'41.744
5	32.463	31.214	34.521	27.797	2'05.995	171,7	13:00'47.739
6	31.672	30.103	34.503	27.844	2'04.122	170,1	13:02'51.861
7	**31.297**	**30.026**	**34.336**	**27.205**	**2'02.864**	**173,1**	13:04'54.725

17° 36 B. NEILA (2'02.906)

Lap	Seg.1	Seg.2	Seg.3	Seg.4	Lap Time	km/h	Local Time
1		32.880	35.728	29.281		170,3	12:54'28.392
2	33.406	31.675	34.327	28.011	2'07.419	173,1	12:56'35.811
3	**31.876**	30.765	34.821	27.795	2'05.257	176,2	12:58'41.068
4	33.037	30.987	34.615	28.558	2'07.197	174,8	13:00'48.265
5	32.177	30.250	34.004	27.542	2'03.973	**177,6**	13:02'52.238
6	31.911	**30.086**	33.722	**27.187**	**2'02.906**	175,6	13:04'55.144
7	33.440	30.620	33.974	27.470	2'05.504	174,5	13:07'00.648
8	31.985	30.453	33.868	28.236	2'04.542	173,6	13:09'05.190
9	33.388	30.756	**33.614**	27.243	2'05.001	**177,6**	13:11'10.191

18° 97 M. KAPPLER (2'03.043)

Lap	Seg.1	Seg.2	Seg.3	Seg.4	Lap Time	km/h	Local Time
1		32.773	36.962	29.330		171,7	12:52'25.539
2	33.941	31.540	35.701	28.422	2'09.604	172,5	12:54'35.143
3	33.382	31.345	34.890	28.339	2'07.956	173,9	12:56'43.099
4	32.783	31.151	35.226	27.664	2'06.824	172,2	12:58'49.923
5	32.595	30.525	34.894	28.144	2'06.158	172,2	13:00'56.081
6	32.622	30.319	34.538	27.690	2'05.169	171,7	13:03'01.250
7	32.164	30.234	34.413	27.526	2'04.337	172,2	13:05'05.587
8	31.939	29.934	**34.003**	**27.287**	2'03.163	173,6	13:07'08.750
9	**31.715**	29.918	34.057	27.353	**2'03.043**	172,8	13:09'11.793
10	32.023	**29.768**	34.322	27.654	2'03.767	**174,2**	13:11'15.560

19° 54 B. SOFUOGLU (2'03.062)

Lap	Seg.1	Seg.2	Seg.3	Seg.4	Lap Time	km/h	Local Time
1							12:52'33.792
2	56.806	33.014	36.219	28.018	2'34.057P	167,4	12:55'07.849
3	32.741	30.623	35.376	27.873	2'06.613	169,5	12:57'14.462
4	32.756	30.736	35.139	28.295	2'06.926	**175,6**	12:59'21.388
5	34.507	31.658	35.852	28.642	2'10.659	170,1	13:01'32.047
6	33.142	30.841	34.970	27.827	2'06.780	172,5	13:03'38.827
7	32.261	30.691	34.774	47.532	2'25.258P	169,3	13:06'04.085
8	1'47.053	30.770	**33.880**	**27.152**	3'18.855P	171,7	13:09'22.940
9	**31.249**	**29.922**	34.523	27.368	**2'03.062**	168,0	13:11'26.002

20° 32 A. PELIKANOVA (2'03.156)

Lap	Seg.1	Seg.2	Seg.3	Seg.4	Lap Time	km/h	Local Time
1							12:54'08.866
2	52.449	32.543	34.411	27.567	2'26.970P	173,9	12:56'35.836
3	32.267	30.654	34.624	27.773	2'05.318	172,2	12:58'41.154
4	32.407	**30.056**	33.884	27.091	2'03.438	177,3	13:00'44.592
5	**31.632**	30.174	**33.551**	27.799	**2'03.156**	177,6	13:02'47.748
6	32.355	30.529	34.029	27.239	2'04.152	177,0	13:04'51.900
7	32.737	30.449	34.204	**27.048**	2'04.438	**178,2**	13:06'56.338
8	31.824	30.863	33.721	27.407	2'03.815	174,5	13:09'00.153

22/06/2019 P = Pits In/Out - C = Lap Time Cancelled

These data/results cannot be reproduced, stored and/or transmitted in whole or in part by any manner of electronic, mechanical, photocopying, recording, broadcasting or otherwise now known or herein after developed without the previous express consent by the copyright owner, except for reproduction in daily press and regular printed publications on sale to the public within 60 days of the event related to those data/results and always provided that copyright symbol appears together as follows below.
© DORNA WSBK ORGANIZATION Srl 2019

Pata MEMBER OF MOL GROUP RACING FUEL
Official Fuel Supplier

PIRELLI
FKR PERUGIA TIMING
Official Tyre Supplier

TISSOT SWISS WATCHES SINCE 1853
Official Timekeeper

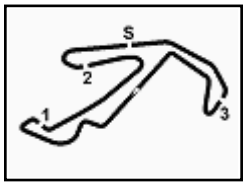

Pata Riviera di Rimini Round, 21-23 June 2019

Chronological Analysis Superpole Gr. B

Misano Circuit Sic 58 4.226 m

9	32.511	30.092	34.091	27.166	2'03.860	176,8	13:11'04.013

21° 35 F. DE BRUIN (2'03.186)

Lap	Seg.1	Seg.2	Seg.3	Seg.4	Lap Time	km/h	Local Time
1							12:49'59.484
2	54.209	34.534	37.918	30.037	2'36.698P	168,2	12:52'36.182
3	35.232	32.679	36.239	28.703	2'12.853	167,7	12:54'49.035
4	33.129	31.441	35.114	28.046	2'07.730	170,6	12:56'56.765
5	32.619	30.935	35.162	27.833	2'06.549	172,5	12:59'03.314
6	32.645	31.197	34.875	28.033	2'06.750	171,7	13:01'10.064
7	32.082	30.568	34.497	27.665	2'04.812	171,7	13:03'14.876
8	31.748	30.419	34.355	27.379	2'03.901	171,4	13:05'18.777
9	32.400	30.961	34.349	27.351	2'05.061	**173,6**	13:07'23.838
10	31.744	30.316	**34.071**	**27.055**	**2'03.186**	173,1	13:09'27.024
11	**31.490**	**30.247**	34.264	27.306	2'03.307	172,2	13:11'30.331

22° 39 J. PEREZ GONZALEZ (2'03.222)

Lap	Seg.1	Seg.2	Seg.3	Seg.4	Lap Time	km/h	Local Time
1							12:55'36.859
2	1'05.557	36.534	40.298	30.682	2'53.071P	166,9	12:58'29.930
3	34.982	32.249	36.491	28.985	2'12.707	169,0	13:00'42.637
4	32.631	31.075	34.486	27.932	2'06.124	**177,3**	13:02'48.761
5	32.228	30.776	34.499	27.466	2'04.969	172,0	13:04'53.730
6	31.676	30.136	34.107	27.330	2'03.249	172,8	13:06'56.979
7	**31.487**	30.901	**33.734**	**27.159**	2'03.281	174,2	13:09'00.260
8	32.077	**30.104**	33.810	27.231	**2'03.222**	174,5	13:11'03.482

23° 48 T. BRIANTI (2'03.353)

Lap	Seg.1	Seg.2	Seg.3	Seg.4	Lap Time	km/h	Local Time
1		34.939	37.400	30.176		167,4	12:53'12.320
2	34.366	32.151	35.218	28.357	2'10.092	169,5	12:55'22.412
3	32.772	31.250	34.409	27.725	2'06.156	170,6	12:57'28.568
4	32.268	31.052	34.600	27.934	2'05.854	170,9	12:59'34.422
5	32.478	31.278	34.651	27.985	2'06.392	171,4	13:01'40.814
6	32.092	30.940	34.195	27.524	2'04.751	171,7	13:03'45.565
7	32.101	30.746	34.220	27.515	2'04.582	172,2	13:05'50.147
8	32.047	30.451	34.211	27.367	2'04.076	172,0	13:07'54.223
9	**31.985**	**30.280**	**33.824**	**27.264**	**2'03.353**	**172,8**	13:09'57.576
10	32.230	30.425	34.251	27.433	2'04.339	172,2	13:12'01.915

24° 77 V. SCHWARZ (2'03.354)

Lap	Seg.1	Seg.2	Seg.3	Seg.4	Lap Time	km/h	Local Time
1							12:54'31.911
2	47.620	32.307	36.065	28.648	2'24.640P	166,2	12:56'56.551
3	32.374	30.930	35.207	27.713	2'06.224	168,2	12:59'02.775
4	32.120	30.811	34.575	27.779	2'05.285	169,8	13:01'08.060
5	31.695	30.251	34.584	27.511	2'04.041	168,5	13:03'12.101
6	31.418	30.570	34.213	27.241	2'03.442	169,5	13:05'15.543
7	**31.343**	30.410	34.440	27.161	**2'03.354**	169,8	13:07'18.897
8	31.958	31.370	**33.992**	**27.091**	2'04.411	172,8	13:09'23.308
9	31.409	**29.970**	34.485	27.787	2'03.651C	**173,4**	13:11'26.959

25° 78 J. FORAY (2'03.555)

Lap	Seg.1	Seg.2	Seg.3	Seg.4	Lap Time	km/h	Local Time
1		33.823	37.546	29.271		170,9	12:52'28.957
2	34.017	31.586	36.011	28.265	2'09.879	173,1	12:54'38.836
3	33.202	31.096	34.906	27.810	2'07.014	175,3	12:56'45.850
4	32.700	30.824	34.946	27.954	2'06.424	175,0	12:58'52.274
5	32.719	31.129	35.523	27.867	2'07.238	174,8	13:00'59.512
6	31.881	30.390	34.556	27.417	2'04.244	174,5	13:03'03.756
7	31.610	**30.165**	34.434	27.346	**2'03.555**	175,0	13:05'07.311
8	31.696	30.261	34.447	**27.231**	2'03.635	175,3	13:07'10.946

9	31.599	30.322	**34.349**	27.387	2'03.657	175,0	13:09'14.603
10	**31.522**	30.379	34.457	27.251	2'03.609	**175,6**	13:11'18.212

26° 85 K. SABATUCCI (2'03.864)

Lap	Seg.1	Seg.2	Seg.3	Seg.4	Lap Time	km/h	Local Time
1							12:50'08.998
2	53.149	35.568	38.550	31.088	2'38.355P	164,4	12:52'47.353
3	35.664	32.626	36.615	29.268	2'14.173	169,0	12:55'01.526
4	34.301	32.392	36.326	28.546	2'11.565	164,6	12:57'13.091
5	33.308	31.335	35.638	28.511	2'08.792	170,9	12:59'21.883
6	33.539	31.368	35.969	28.666	2'09.542	166,9	13:01'31.425
7	32.771	30.912	35.080	28.137	2'06.900	169,8	13:03'38.325
8	32.371	31.371	34.218	**27.628**	2'05.588	**174,5**	13:05'43.913
9	32.104	30.308	34.357	27.691	2'04.460	173,1	13:07'48.373
10	31.822	**30.241**	**34.035**	27.766	**2'03.864**	172,8	13:09'52.237
11	**31.603**	30.297	34.613	28.135	2'04.648	172,2	13:11'56.885

27° 93 A. QUINET (2'05.186)

Lap	Seg.1	Seg.2	Seg.3	Seg.4	Lap Time	km/h	Local Time
1		33.362	36.896	28.743		168,2	12:52'22.596
2	33.334	31.945	35.581	28.332	2'09.192	166,2	12:54'31.788
3	32.229	31.355	34.835	**27.812**	2'06.231	169,0	12:56'38.019
4	32.308	30.737	34.394	27.949	2'05.388	170,6	12:58'43.407
5	31.725	30.819	**34.172**	28.470	**2'05.186**	**171,4**	13:00'48.593
6	**31.577**	**30.432**	34.210	1'13.626	2'49.845P	168,2	13:03'38.438

28° 56 N. BERNABÈ (2'11.677)

Lap	Seg.1	Seg.2	Seg.3	Seg.4	Lap Time	km/h	Local Time
1		36.460	47.941	31.733		90,2	12:57'39.696
2	37.523	34.137	39.382	30.911	2'21.953	167,2	13:00'01.649
3	36.493	33.605	38.296	30.391	2'18.785	167,7	13:02'20.434
4	35.809	33.197	37.765	30.627	2'17.398	168,2	13:04'37.832
5	35.868	32.473	37.316	29.695	2'15.352	168,5	13:06'53.184
6	34.898	**31.874**	**35.710**	**29.195**	**2'11.677**	**173,1**	13:09'04.861
7	**34.392**	32.394	36.105	29.223	2'12.114	171,7	13:11'16.975

22/06/2019 P = Pits In/Out - C = Lap Time Cancelled

These data/results cannot be reproduced, stored and/or transmitted in whole or in part by any manner of electronic, mechanical, photocopying, recording, broadcasting or otherwise now known or herein after developed without the previous express consent by the copyright owner, except for reproduction in daily press and regular printed publications on sale to the public within 60 days of the event related to those data/results and always provided that copyright symbol appears together as follows below.
© DORNA WSBK ORGANIZATION Srl 2019

panta RACING FUEL
Official Fuel Supplier

PIRELLI
FKR PERUGIA TIMING
Official Tyre Supplier

TISSOT SWISS WATCHES SINCE 1853
Official Timekeeper