

TT Circuit Assen 4.542 m

1 / 2

Motul Dutch Round, 12-14 April 2019

Results Race 1

Laps 21 = 95,382 Km - Time of Race 33'30.479 - Avg. 170,793 km/h

Pos	Grid	No. Rider	Nat	Team	Bike	Class	LL	Gap	Rel.	Fastest Lap	Speed	Qualifying	Speed
1	1	19 A. BAUTISTA	ESP	ARUBA.IT Racing - Ducati	Ducati Panigale V4 R		21			1'34.949	295,9	1'34.740	300,8
2	8	1 J. REA	GBR	Kawasaki Racing Team WorldSBK	Kawasaki ZX-10RR		21	3.130	3.130	1'35.009	295,9	1'35.530	295,1
3	2	60 M. VAN DER MARK	NED	Pata Yamaha WorldSBK Team	Yamaha YZF R1		21	4.934	1.804	1'35.315	288,8	1'34.822	295,1
4	4	22 A. LOWES	GBR	Pata Yamaha WorldSBK Team	Yamaha YZF R1		21	10.679	5.745	1'35.053	293,5	1'34.935	296,7
5	5	91 L. HASLAM	GBR	Kawasaki Racing Team WorldSBK	Kawasaki ZX-10RR		21	10.859	0.180	1'35.133	297,5	1'35.086	296,7
6	3	28 M. REITERBERGER	GER	BMW Motorrad WorldSBK Team	BMW S1000 RR		21	15.105	4.246	1'35.036	288,0	1'34.828	292,7
7	7	7 C. DAVIES	GBR	ARUBA.IT Racing - Ducati	Ducati Panigale V4 R		21	17.001	1.896	1'35.727	299,2	1'35.288	300,0
8	11	81 J. TORRES	ESP	Team Pedercini Racing	Kawasaki ZX-10RR	IND	21	20.227	3.226	1'35.650	290,3	1'36.076	288,0
9	9	54 T. RAZGATLIOGLU	TUR	Turkish Puccetti Racing	Kawasaki ZX-10RR	IND	21	20.276	0.049	1'35.641	296,7	1'35.844	290,3
10	6	66 T. SYKES	GBR	BMW Motorrad WorldSBK Team	BMW S1000 RR		21	21.748	1.472	1'35.674	291,1	1'35.155	287,2
11	10	2 L. CAMIER	GBR	Moriwaki Althea Honda Team	Honda CBR1000RR		21	32.686	10.938	1'36.288	292,7	1'35.920	292,7
12	16	33 M. MELANDRI	ITA	GRT Yamaha WorldSBK	Yamaha YZF R1	IND	21	38.777	6.091	1'36.056	293,5	1'37.042	291,1
13	12	11 S. CORTESE	GER	GRT Yamaha WorldSBK	Yamaha YZF R1	IND	21	43.075	4.298	1'36.158	293,5	1'36.175	293,5
14	13	50 E. LAVERTY	IRL	Team Goeven	Ducati Panigale V4 R	IND	21	46.018	2.943	1'37.166	292,7	1'36.222	292,7
15	15	23 R. KIYONARI	JPN	Moriwaki Althea Honda Team	Honda CBR1000RR		21	46.293	0.275	1'36.723	291,9	1'36.879	291,1
16	18	80 H. BARBERA	ESP	Orelac Racing VerdNatura	Kawasaki ZX-10RR	IND	19	2 Laps	2 Laps	1'36.563	289,5	1'37.283	291,1
-----Not Classified-----													
RET	17	21 M. RINALDI	ITA	BARNI Racing Team	Ducati Panigale V4 R	IND	16	5 Laps		1'37.039	296,7	1'37.221	295,9
RET	14	52 A. DELBIANCO	ITA	Althea Mie Racing Team	Honda CBR1000RR	IND	10	11 Laps		1'36.852	284,2	1'36.828	282,7

AIR	Humidity:	68%	Temp:	4°C
TRACK	Condition:	Dry	Temp:	6°C

Records	Pole (SP2)	2017	J.Rea	1'33.505	174,87 Km/h
	Race (RC1)	2017	J.Rea	1'34.880	172,34 Km/h
	All Times (SP2)	2017	J.Rea	1'33.505	174,87 Km/h
Race Fastest Lap		Lap 2	A.Bautista	1'34.949	172,21 Km/h

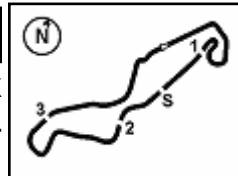
LAP LEADERS				
No. Rider	From	To	Laps	Total
19 A. BAUTISTA	1	21	21	21

TOTAL LEADER LAPS		
No. Rider	Laps	
19 A. BAUTISTA	133	
1 J. REA	8	

Start 14/04/2019 11:00 End 11:35 The results are provisional until the end of the time limit for protests and appeals and the completion of the technical checks.

These data/results cannot be reproduced, stored and/or transmitted in whole or in part by any manner of electronic, mechanical, photocopying, recording, broadcasting or otherwise now known or herein after developed without the previous express consent by the copyright owner, except for reproduction in daily press and regular printed publications on sale to the public within 60 days of the event related to those data/results and always provided that copyright symbol appears together as follows below.

© DORNA WSBK ORGANIZATION Srl 2019



Motul Dutch Round, 12-14 April 2019 Results Race 1

Race Highlights

Time	No. Rider	Description
10.58.04		Warm-up Lap Start
11.00.30		Start
11.01.51		No Jump Start
11.11.54	80 Barbera	Entered Pits
11.16.50	52 Delbianco	Entered Pits
11.22.05	52 Delbianco	Retired
11.26.59	21 Rinaldi	Entered Pits
11.29.43	21 Rinaldi	Retired
11.35.14		End Of Session

14/04/2019 Start End The results are provisional until the end of the time limit for protests and appeals
11:00 11:35 and the completion of the technical checks.

These data/results cannot be reproduced, stored and/or transmitted in whole or in part by any manner of electronic, mechanical, photocopying, recording, broadcasting or otherwise now known or herein after developed without the previous express consent by the copyright owner, except for reproduction in daily press and regular printed publications on sale to the public within 60 days of the event related to those data/results and always provided that copyright symbol appears together as follows below.

© DORNA WSBK ORGANIZATION Srl 2019

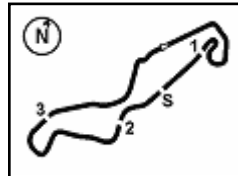
FKR PERUGIA TIMING



Official Tyre Supplier



Official Timekeeper



TT Circuit Assen 4.542 m

1 / 4

Motul Dutch Round, 12-14 April 2019
Lap Chart Race 1

Lap																					
	1	2	3	4	5	6	7	8	9	10	11	12	13	14	15	16	17	18	19	20	21
1	19	19	19	19	19	19	19	19	19	19	19	19	19	19	19	19	19	19	19	19	19
2	28	28	28	28	28	28	28	1	1	1	1	1	1	1	1	1	1	1	1	1	1
3	60	1	1	1	1	1	1	28	28	60	60	60	60	60	60	60	60	60	60	60	60
4	91	60	60	60	60	60	60	60	60	28	28	22	22	22	22	22	22	22	22	91	22
5	1	91	91	91	22	22	22	22	22	22	22	22	28	91	91	91	91	91	91	22	91
6	22	22	22	22	91	91	91	91	91	91	91	91	28	28	28	28	28	28	28	28	28
7	54	54	54	54	66	7	7	7	7	7	7	7	7	7	7	7	7	7	7	7	7
8	66	66	66	66	7	66	66	66	66	66	66	66	66	66	66	66	66	66	66	66	81
9	81	81	81	81	81	81	81	81	81	81	81	81	81	81	81	81	81	81	81	81	54
10	2	7	7	7	54	54	54	54	54	54	54	54	54	54	54	54	54	54	54	54	66
11	7	2	2	2	2	2	2	2	2	2	2	2	2	2	2	2	2	2	2	2	2
12	33	11	11	33	33	33	33	33	33	33	33	33	33	33	33	33	33	33	33	33	33
13	11	33	33	11	11	11	11	11	11	11	11	11	11	11	11	11	11	11	11	11	11
14	50	80	80	80	80	50	50	50	50	50	50	50	50	50	50	50	50	50	50	50	50
15	80	50	50	50	50	21	21	21	21	21	21	21	21	23	23	23	23	23	23	23	23
16	21	21	21	21	21	80	23	23	23	23	23	23	23	21	21	21	80	80	80		
17	52	23	23	23	23	52	52	52	52	80	80	80	80	80	80	80					
18	23	52	52	52	52	80	80	80	80												

Final Result		
1	19 A. BAUTISTA	Laps 21
2	1 J. REA	3.130
3	60 M. VAN DER MARK	4.934
4	22 A. LOWES	10.679
5	91 L. HASLAM	10.859
6	28 M. REITERBERGER	15.105
7	7 C. DAVIES	17.001
8	81 J. TORRES	20.227
9	54 T. RAZGATLIOGLU	20.276
10	66 T. SYKES	21.748
11	2 L. CAMIER	32.686
12	33 M. MELANDRI	38.777
13	11 S. CORTESE	43.075
14	50 E. LAVERTY	46.018
15	23 R. KIYONARI	46.293
16	80 H. BARBERA	2 Laps
RET	21 M. RINALDI	5 Laps
RET	52 A. DELBIANCO	11 Laps

14/04/2019

These data/results cannot be reproduced, stored and/or transmitted in whole or in part by any manner of electronic, mechanical, photocopying, recording, broadcasting or otherwise now known or herein after developed without the previous express consent by the copyright owner, except for reproduction in daily press and regular printed publications on sale to the public within 60 days of the event related to those data/results and always provided that copyright symbol appears together as follows below.

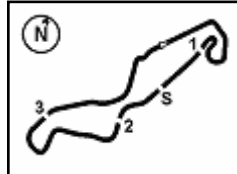
© DORNA WSBK ORGANIZATION Srl 2019

FICR PERUGIA TIMING


Official Tyre Supplier



Official Timekeeper



TT Circuit Assen 4.542 m

Motul Dutch Round, 12-14 April 2019
Lap Chart Race 1
2 / 4
Lap 1

1	19	A.Bautista	1'40.084
2	28	M.Reiterberger	0.189
3	60	M.van der Mark	0.851
4	91	L.Haslam	1.164
5	1	J.Rea	1.184
6	22	A.Lowes	1.548
7	54	T.Razgatioglu	1.707
8	66	T.Sykes	1.923
9	81	J.Torres	2.274
10	2	L.Camier	2.426
11	7	C.Davies	2.558
12	33	M.Melandri	3.521
13	11	S.Cortese	3.975
14	50	E.Laverty	4.248
15	80	H.Barbera	4.393
16	21	M.Rinaldi	5.217
17	52	A.Delbianco	5.229
18	23	R.Kiyonari	5.851

14	80	H.Barbera	9.830
15	50	E.Laverty	10.901
16	21	M.Rinaldi	11.614
17	23	R.Kiyonari	11.925
18	52	A.Delbianco	13.050

Lap 5

1	19	A.Bautista	8'00.553
2	28	M.Reiterberger	0.546
3	1	J.Rea	1.037
4	60	M.van der Mark	2.250
5	22	A.Lowes	2.475
6	91	L.Haslam	3.084
7	66	T.Sykes	5.926
8	7	C.Davies	6.018
9	81	J.Torres	6.248
10	54	T.Razgatioglu	6.420
11	2	L.Camier	7.554
12	33	M.Melandri	9.989
13	11	S.Cortese	10.283
14	80	H.Barbera	12.954
15	50	E.Laverty	13.212
16	21	M.Rinaldi	13.678
17	23	R.Kiyonari	13.834
18	52	A.Delbianco	15.770

8	66	T.Sykes	8.300
9	81	J.Torres	8.714
10	54	T.Razgatioglu	9.309
11	2	L.Camier	11.973
12	33	M.Melandri	14.821
13	11	S.Cortese	14.992
14	50	E.Laverty	19.716
15	21	M.Rinaldi	20.348
16	23	R.Kiyonari	21.966
17	52	A.Delbianco	24.434
18	80	H.Barbera	

Lap 9

1	19	A.Bautista	14'21.492
2	1	J.Rea	1.449
3	28	M.Reiterberger	2.695
4	60	M.van der Mark	3.061
5	22	A.Lowes	3.800
6	91	L.Haslam	3.948
7	7	C.Davies	8.990
8	66	T.Sykes	9.143
9	81	J.Torres	9.462
10	54	T.Razgatioglu	9.945
11	2	L.Camier	13.450
12	33	M.Melandri	16.649
13	11	S.Cortese	16.765
14	50	E.Laverty	21.633
15	21	M.Rinaldi	22.832
16	23	R.Kiyonari	23.679
17	52	A.Delbianco	28.088
18	80	H.Barbera	

Lap 10

1	19	A.Bautista	15'56.673
2	1	J.Rea	1.704
3	60	M.van der Mark	3.841
4	28	M.Reiterberger	4.217
5	22	A.Lowes	4.447
6	91	L.Haslam	4.687
7	7	C.Davies	9.730
8	66	T.Sykes	9.814
9	81	J.Torres	10.325
10	54	T.Razgatioglu	10.571
11	2	L.Camier	15.424
12	33	M.Melandri	18.757
13	11	S.Cortese	18.972
14	50	E.Laverty	24.341
15	21	M.Rinaldi	25.185
16	23	R.Kiyonari	25.317
17	52	A.Delbianco	42.294
18	80	H.Barbera	

Lap 11

1	19	A.Bautista	17'32.180
2	1	J.Rea	1.884
3	60	M.van der Mark	3.962
4	28	M.Reiterberger	4.649
5	22	A.Lowes	4.696
6	91	L.Haslam	4.981
7	7	C.Davies	10.162
8	66	T.Sykes	10.502
9	81	J.Torres	10.866
10	54	T.Razgatioglu	11.423
11	2	L.Camier	17.152
12	33	M.Melandri	20.325
13	11	S.Cortese	20.591
14	50	E.Laverty	26.429
15	21	M.Rinaldi	27.415
16	23	R.Kiyonari	27.592
17	80	H.Barbera	

Lap 12

1	19	A.Bautista	19'07.582
2	1	J.Rea	2.134

Lap 2

1	19	A.Bautista	3'15.033
2	28	M.Reiterberger	0.594
3	1	J.Rea	1.298
4	60	M.van der Mark	1.569
5	91	L.Haslam	2.126
6	22	A.Lowes	2.289
7	54	T.Razgatioglu	3.159
8	66	T.Sykes	3.230
9	81	J.Torres	3.461
10	7	C.Davies	3.726
11	2	L.Camier	3.984
12	11	S.Cortese	5.923
13	33	M.Melandri	6.222
14	80	H.Barbera	6.518
15	50	E.Laverty	7.046
16	21	M.Rinaldi	7.964
17	23	R.Kiyonari	8.633
18	52	A.Delbianco	8.856

Lap 6

1	19	A.Bautista	9'35.666
2	28	M.Reiterberger	0.899
3	1	J.Rea	1.316
4	60	M.van der Mark	2.608
5	22	A.Lowes	2.948
6	91	L.Haslam	3.178
7	7	C.Davies	6.817
8	66	T.Sykes	7.056
9	81	J.Torres	7.200
10	54	T.Razgatioglu	7.826
11	2	L.Camier	9.237
12	33	M.Melandri	11.473
13	11	S.Cortese	11.886
14	50	E.Laverty	15.836
15	21	M.Rinaldi	16.177
16	80	H.Barbera	17.396
17	23	R.Kiyonari	17.489
18	52	A.Delbianco	18.423

Lap 7

1	19	A.Bautista	11'10.897
2	28	M.Reiterberger	1.030
3	1	J.Rea	1.220
4	60	M.van der Mark	2.802
5	22	A.Lowes	3.113
6	91	L.Haslam	3.447
7	7	C.Davies	7.540
8	66	T.Sykes	7.602
9	81	J.Torres	8.048
10	54	T.Razgatioglu	8.550
11	2	L.Camier	10.670
12	33	M.Melandri	13.101
13	11	S.Cortese	13.381
14	50	E.Laverty	17.796
15	21	M.Rinaldi	18.195
16	23	R.Kiyonari	20.296
17	52	A.Delbianco	21.521
18	80	H.Barbera	32.655

Lap 8

1	19	A.Bautista	12'46.234
2	1	J.Rea	1.402
3	28	M.Reiterberger	2.473
4	60	M.van der Mark	2.900
5	22	A.Lowes	3.306
6	91	L.Haslam	3.670
7	7	C.Davies	8.154

Lap 3

1	19	A.Bautista	4'50.094
2	28	M.Reiterberger	0.718
3	1	J.Rea	1.246
4	60	M.van der Mark	1.823
5	91	L.Haslam	2.198
6	22	A.Lowes	2.667
7	54	T.Razgatioglu	3.739
8	66	T.Sykes	3.843
9	81	J.Torres	4.050
10	7	C.Davies	4.683
11	2	L.Camier	5.211
12	11	S.Cortese	7.020
13	33	M.Melandri	7.217
14	80	H.Barbera	8.020
15	50	E.Laverty	9.151
16	21	M.Rinaldi	10.024
17	23	R.Kiyonari	10.295
18	52	A.Delbianco	10.647

Lap 4

1	19	A.Bautista	6'25.543
2	28	M.Reiterberger	0.305
3	1	J.Rea	0.903
4	60	M.van der Mark	1.736
5	91	L.Haslam	2.065
6	22	A.Lowes	2.271
7	54	T.Razgatioglu	4.385
8	66	T.Sykes	4.509
9	81	J.Torres	4.728
10	7	C.Davies	5.301
11	2	L.Camier	6.142
12	33	M.Melandri	8.388
13	11	S.Cortese	8.782

Lap 13

1	19	A.Bautista	20'43.040
2	1	J.Rea	2.582
3	60	M.van der Mark	4.372
4	22	A.Lowes	5.186
5	91	L.Haslam	6.706
6	28	M.Reiterberger	7.879
7	7	C.Davies	11.884
8	66	T.Sykes	12.032
9	81	J.Torres	12.188
10	54	T.Razgatioglu	12.788
11	2	L.Camier	20.471
12	33	M.Melandri	23.905
13	11	S.Cortese	24.216
14	50	E.Laverty	30.947
15	21	M.Rinaldi	32.592
16	23	R.Kiyonari	32.611
17	80	H.Barbera	

Lap 14

1	19	A.Bautista	22'18.517
2	1	J.Rea	2.928
3	60	M.van der Mark	4.430
4	22	A.Lowes	5.656
5	91	L.Haslam	7.123
6	28	M.Reiterberger	9.984
7	7	C.Davies	12.488
8	66	T.Sykes	12.735
9	81	J.Torres	12.994
10	54	T.Razgatioglu	13.455
11	2	L.Camier	22.331
12	33	M.Melandri	25.527
13	11	S.Cortese	25.958
14	50	E.Laverty	32.967
15	23	R.Kiyonari	35.748
16	21	M.Rinaldi	36.721
17	80	H.Barbera	

Lap 15

1	19	A.Bautista	23'53.976
2	1	J.Rea	3.079
3	60	M.van der Mark	4.692
4	22	A.Lowes	6.393
5	91	L.Haslam	7.210
6	28	M.Reiterberger	11.000
7	7	C.Davies	13.271
8	66	T.Sykes	14.192
9	81	J.Torres	14.303
10	54	T.Razgatioglu	14.554
11	2	L.Camier	24.255
12	33	M.Melandri	27.236
13	11	S.Cortese	27.701
14	50	E.Laverty	35.221
15	23	R.Kiyonari	37.574
16	21	M.Rinaldi	44.040
17	80	H.Barbera	

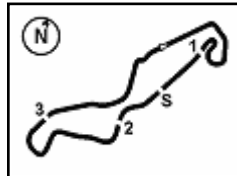
Lap 16

14/04/2019

These data/results cannot be reproduced, stored and/or transmitted in whole or in part by any manner of electronic, mechanical, photocopying, recording, broadcasting or otherwise now known or herein after developed without the previous express consent by the copyright owner, except for reproduction in daily press and regular printed publications on sale to the public within 60 days of the event related to those data/results and always provided that copyright symbol appears together as follows below.

© DORNA WSBK ORGANIZATION Srl 2019





TT Circuit Assen 4.542 m

3 / 4

Motul Dutch Round, 12-14 April 2019
Lap Chart Race 1

1	19	A.Bautista	25'29.693	2	1	J.Rea	2.878
2	1	J.Rea	3.247	3	60	M.van der Mark	4.322
3	60	M.van der Mark	4.568	4	22	A.Lowes	10.280
4	22	A.Lowes	7.402	5	91	L.Haslam	10.559
5	91	L.Haslam	7.559	6	28	M.Reiterberger	14.292
6	28	M.Reiterberger	11.533	7	7	C.Davies	16.175
7	7	C.Davies	14.226	8	66	T.Sykes	18.527
8	66	T.Sykes	14.622	9	81	J.Torres	18.615
9	81	J.Torres	15.291	10	54	T.Razgatioglu	18.935
10	54	T.Razgatioglu	15.458	11	2	L.Camier	31.221
11	2	L.Camier	26.002	12	33	M.Melandri	35.268
12	33	M.Melandri	28.858	13	11	S.Cortese	39.206
13	11	S.Cortese	29.335	14	50	E.Laverty	44.223
14	50	E.Laverty	37.275	15	23	R.Kiyonari	44.458
15	23	R.Kiyonari	39.739				
16	21	M.Rinaldi	1'18.198				
17	80	H.Barbera					

Lap 21

1	19	A.Bautista	33'30.479
2	1	J.Rea	3.130
3	60	M.van der Mark	4.934
4	22	A.Lowes	10.679
5	91	L.Haslam	10.859
6	28	M.Reiterberger	15.105
7	7	C.Davies	17.001
8	81	J.Torres	20.227
9	54	T.Razgatioglu	20.276
10	66	T.Sykes	21.748
11	2	L.Camier	32.686
12	33	M.Melandri	38.777
13	11	S.Cortese	43.075
14	50	E.Laverty	46.018
15	23	R.Kiyonari	46.293

Lap 17

1	19	A.Bautista	27'05.768
2	1	J.Rea	2.798
3	60	M.van der Mark	4.306
4	22	A.Lowes	7.638
5	91	L.Haslam	7.806
6	28	M.Reiterberger	12.052
7	7	C.Davies	14.601
8	66	T.Sykes	14.941
9	81	J.Torres	15.967
10	54	T.Razgatioglu	16.658
11	2	L.Camier	27.170
12	33	M.Melandri	30.263
13	11	S.Cortese	30.469
14	50	E.Laverty	39.330
15	23	R.Kiyonari	40.882
16	80	H.Barbera	

Lap 18

1	19	A.Bautista	28'41.790
2	1	J.Rea	2.553
3	60	M.van der Mark	4.236
4	22	A.Lowes	7.943
5	91	L.Haslam	8.254
6	28	M.Reiterberger	12.690
7	7	C.Davies	15.109
8	66	T.Sykes	16.003
9	81	J.Torres	16.773
10	54	T.Razgatioglu	17.580
11	2	L.Camier	28.521
12	33	M.Melandri	31.665
13	11	S.Cortese	32.209
14	50	E.Laverty	41.186
15	23	R.Kiyonari	42.411
16	80	H.Barbera	

Lap 19

1	19	A.Bautista	30'17.777
2	1	J.Rea	2.755
3	60	M.van der Mark	4.279
4	91	L.Haslam	9.173
5	22	A.Lowes	9.208
6	28	M.Reiterberger	13.630
7	7	C.Davies	15.798
8	66	T.Sykes	17.255
9	81	J.Torres	17.617
10	54	T.Razgatioglu	18.536
11	2	L.Camier	30.015
12	33	M.Melandri	33.396
13	11	S.Cortese	36.260
14	50	E.Laverty	42.685
15	23	R.Kiyonari	43.602
16	80	H.Barbera	

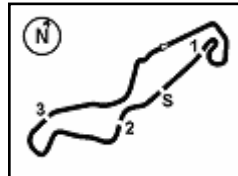
Lap 20

1	19	A.Bautista	31'54.107
---	----	------------	-----------

14/04/2019

These data/results cannot be reproduced, stored and/or transmitted in whole or in part by any manner of electronic, mechanical, photocopying, recording, broadcasting or otherwise now known or herein after developed without the previous express consent by the copyright owner, except for reproduction in daily press and regular printed publications on sale to the public within 60 days of the event related to those data/results and always provided that copyright symbol appears together as follows below.

© DORNA WSBK ORGANIZATION Srl 2019


Motul Dutch Round, 12-14 April 2019
Lap Chart Race 1
Race Pace Comparison

	19 Bau	1 Rea	60 vdM	22 Low	91 Has	28 Rei	7 Dav	81 Tor	54 Raz	66 Syk	2 Cam	33 Mel	11 Cor	50 Lav
1	1'40.084	1'41.268	1'40.935	1'41.632	1'41.248	1'40.273	1'42.642	1'42.358	1'41.791	1'42.007	1'42.510	1'43.605	1'44.059	1'44.332
2	1'34.949	1'35.063	1'35.667	1'35.690	1'35.911	1'35.354	1'36.117	1'36.136	1'36.401	1'36.256	1'36.507	1'37.650	1'36.897	1'37.747
3	1'35.061	1'35.009	1'35.315	1'35.439	1'35.133	1'35.185	1'36.018	1'35.650	1'35.641	1'35.674	1'36.288	1'36.056	1'36.158	1'37.166
4	1'35.449	1'35.106	1'35.362	1'35.053	1'35.316	1'35.036	1'36.067	1'36.127	1'36.095	1'36.115	1'36.380	1'36.620	1'37.211	1'37.199
5	1'35.010	1'35.144	1'35.524	1'35.214	1'36.029	1'35.251	1'35.727	1'36.530	1'37.045	1'36.427	1'36.422	1'36.611	1'36.511	1'37.321
6	1'35.113	1'35.392	1'35.471	1'35.586	1'35.207	1'35.466	1'35.912	1'36.065	1'36.519	1'36.243	1'36.796	1'36.597	1'36.716	1'37.737
7	1'35.231	1'35.135	1'35.425	1'35.396	1'35.500	1'35.362	1'35.954	1'36.079	1'35.955	1'35.777	1'36.664	1'36.859	1'36.726	1'37.191
8	1'35.337	1'35.519	1'35.435	1'35.530	1'35.560	1'36.780	1'35.951	1'36.003	1'36.096	1'36.035	1'36.640	1'37.057	1'36.948	1'37.257
9	1'35.258	1'35.305	1'35.419	1'35.752	1'35.536	1'35.480	1'36.094	1'36.006	1'35.894	1'36.101	1'36.735	1'37.086	1'37.031	1'37.175
10	1'35.181	1'35.436	1'35.961	1'35.828	1'35.920	1'36.703	1'35.921	1'36.044	1'35.807	1'35.852	1'37.155	1'37.289	1'37.388	1'37.889
11	1'35.507	1'35.687	1'35.628	1'35.756	1'35.801	1'35.939	1'35.939	1'36.048	1'36.359	1'36.195	1'37.235	1'37.075	1'37.126	1'37.595
12	1'35.402	1'35.652	1'35.580	1'35.780	1'36.398	1'36.685	1'36.259	1'36.044	1'36.056	1'36.146	1'37.071	1'37.180	1'37.223	1'37.512
13	1'35.458	1'35.906	1'35.690	1'35.570	1'36.187	1'37.405	1'36.323	1'36.138	1'36.169	1'36.244	1'37.108	1'37.260	1'37.262	1'37.866
14	1'35.477	1'35.823	1'35.535	1'35.947	1'35.894	1'37.582	1'36.081	1'36.283	1'36.144	1'36.180	1'37.337	1'37.099	1'37.219	1'37.497
15	1'35.459	1'35.610	1'35.721	1'36.196	1'35.546	1'36.475	1'36.242	1'36.768	1'36.558	1'36.916	1'37.383	1'37.168	1'37.202	1'37.713
16	1'35.717	1'35.885	1'35.593	1'36.726	1'36.066	1'36.250	1'36.672	1'36.705	1'36.621	1'36.147	1'37.464	1'37.339	1'37.351	1'37.771
17	1'36.075	1'35.626	1'35.813	1'36.311	1'36.322	1'36.594	1'36.450	1'36.751	1'37.275	1'36.394	1'37.243	1'37.480	1'37.209	1'38.130
18	1'36.022	1'35.777	1'35.952	1'36.327	1'36.470	1'36.660	1'36.530	1'36.828	1'36.944	1'37.084	1'37.373	1'37.424	1'37.762	1'37.878
19	1'35.987	1'36.189	1'36.030	1'37.252	1'36.906	1'36.927	1'36.676	1'36.831	1'36.943	1'37.239	1'37.481	1'37.718	1'40.038	1'37.486
20	1'36.330	1'36.453	1'36.373	1'37.402	1'37.716	1'36.992	1'36.707	1'37.328	1'36.729	1'37.602	1'37.536	1'38.202	1'39.276	1'37.868
21	1'36.372	1'36.624	1'36.984	1'36.771	1'36.672	1'37.185	1'37.198	1'37.984	1'37.713	1'39.593	1'37.837	1'39.881	1'40.241	1'38.167

	23 Kiy	80 Bar	21 Rin	52 Del
1	1'45.935	1'44.477	1'45.301	1'45.313
2	1'37.731	1'37.074	1'37.696	1'38.576
3	1'36.723	1'36.563	1'37.121	1'36.852
4	1'37.079	1'37.259	1'37.039	1'37.852
5	1'36.919	1'38.134	1'37.074	1'37.730
6	1'38.768	1'39.555	1'37.612	1'37.766
7	1'38.038	1'50.490	1'37.249	1'38.329
8	1'37.007	5'00.443	1'37.490	1'38.250
9	1'36.971	1'37.326	1'37.742	1'38.912
10	1'36.819	1'37.154	1'37.534	1'49.387
11	1'37.782	1'37.691	1'37.737	
12	1'37.785	1'38.266	1'37.868	
13	1'38.094	1'37.562	1'38.169	
14	1'38.614	1'37.533	1'39.606	
15	1'37.285	1'37.801	1'42.778	
16	1'37.882	1'37.752	2'09.875	
17	1'37.218	1'38.742		
18	1'37.551	1'37.573		
19	1'37.178	1'37.671		
20	1'37.186			
21	1'38.207			

14/04/2019

These data/results cannot be reproduced, stored and/or transmitted in whole or in part by any manner of electronic, mechanical, photocopying, recording, broadcasting or otherwise now known or herein after developed without the previous express consent by the copyright owner, except for reproduction in daily press and regular printed publications on sale to the public within 60 days of the event related to those data/results and always provided that copyright symbol appears together as follows below.

© DORNA WSBK ORGANIZATION Srl 2019

FCR PERUGIA TIMING


Official Tyre Supplier



Official Timekeeper

Motul Dutch Round, 12-14 April 2019

Best Sectors & Speed Race 1

RESULTS

1	19 A. BAUTISTA	Ducati Panigale V4 R	Laps 21
2	1 J. REA	Kawasaki ZX-10RR	3.130
3	60 M. VAN DER MARK	Yamaha YZF R1	4.934
4	22 A. LOWES	Yamaha YZF R1	10.679
5	91 L. HASLAM	Kawasaki ZX-10RR	10.859
6	28 M. REITERBERGER	BMW S1000 RR	15.105
7	7 C. DAVIES	Ducati Panigale V4 R	17.001
8	81 J. TORRES	Kawasaki ZX-10RR	20.227
9	54 T. RAZGATLIOGLU	Kawasaki ZX-10RR	20.276
10	66 T. SYKES	BMW S1000 RR	21.748
11	2 L. CAMIER	Honda CBR1000RR	32.686
12	33 M. MELANDRI	Yamaha YZF R1	38.777
13	11 S. CORTESE	Yamaha YZF R1	43.075
14	50 E. LAVERTY	Ducati Panigale V4 R	46.018
15	23 R. KIYONARI	Honda CBR1000RR	46.293
16	80 H. BARBERA	Kawasaki ZX-10RR	2 Laps
RET	21 M. RINALDI	Ducati Panigale V4 R	5 Laps
RET	52 A. DELBIANCO	Honda CBR1000RR	11 Laps

SPEED

1	7 C. DAVIES	Ducati Panigale V4 R	299,2
2	91 L. HASLAM	Kawasaki ZX-10RR	297,5
3	54 T. RAZGATLIOGLU	Kawasaki ZX-10RR	296,7
4	21 M. RINALDI	Ducati Panigale V4 R	296,7
5	1 J. REA	Kawasaki ZX-10RR	295,9
6	19 A. BAUTISTA	Ducati Panigale V4 R	295,9
7	11 S. CORTESE	Yamaha YZF R1	293,5
8	22 A. LOWES	Yamaha YZF R1	293,5
9	33 M. MELANDRI	Yamaha YZF R1	293,5
10	2 L. CAMIER	Honda CBR1000RR	292,7
11	50 E. LAVERTY	Ducati Panigale V4 R	292,7
12	23 R. KIYONARI	Honda CBR1000RR	291,9
13	66 T. SYKES	BMW S1000 RR	291,1
14	81 J. TORRES	Kawasaki ZX-10RR	290,3
15	80 H. BARBERA	Kawasaki ZX-10RR	289,5
16	60 M. VAN DER MARK	Yamaha YZF R1	288,8
17	28 M. REITERBERGER	BMW S1000 RR	288,0
18	52 A. DELBIANCO	Honda CBR1000RR	284,2

SEG. 1

1	19 A. BAUTISTA	31.183
2	1 J. REA	31.231
3	28 M. REITERBERGER	31.242
4	7 C. DAVIES	31.248
5	22 A. LOWES	31.337
6	66 T. SYKES	31.375
7	54 T. RAZGATLIOGLU	31.390
8	91 L. HASLAM	31.397
9	60 M. VAN DER MARK	31.417
10	81 J. TORRES	31.497
11	2 L. CAMIER	31.561
12	11 S. CORTESE	31.583
13	33 M. MELANDRI	31.610
14	21 M. RINALDI	31.726
15	80 H. BARBERA	31.728
16	23 R. KIYONARI	31.773
17	50 E. LAVERTY	31.914
18	52 A. DELBIANCO	31.947

SEG. 2

1	19 A. BAUTISTA	14.113
2	1 J. REA	14.135
3	22 A. LOWES	14.168
4	91 L. HASLAM	14.196
5	60 M. VAN DER MARK	14.223
6	7 C. DAVIES	14.231
7	28 M. REITERBERGER	14.234
8	66 T. SYKES	14.273
9	81 J. TORRES	14.324
10	54 T. RAZGATLIOGLU	14.385
11	2 L. CAMIER	14.423
12	80 H. BARBERA	14.441
13	33 M. MELANDRI	14.446
14	50 E. LAVERTY	14.475
15	11 S. CORTESE	14.492
16	23 R. KIYONARI	14.513
17	21 M. RINALDI	14.518
18	52 A. DELBIANCO	14.674

SEG. 3

1	28 M. REITERBERGER	27.499
2	19 A. BAUTISTA	27.509
3	22 A. LOWES	27.578
4	11 S. CORTESE	27.651
5	60 M. VAN DER MARK	27.655
6	1 J. REA	27.658
7	91 L. HASLAM	27.672
8	81 J. TORRES	27.706
9	54 T. RAZGATLIOGLU	27.717
10	66 T. SYKES	27.745
11	52 A. DELBIANCO	27.779
12	33 M. MELANDRI	27.786
13	2 L. CAMIER	27.820
14	7 C. DAVIES	27.825
15	80 H. BARBERA	27.888
16	21 M. RINALDI	27.909
17	23 R. KIYONARI	27.954
18	50 E. LAVERTY	28.096

SEG. 4

1	91 L. HASLAM	21.741
2	22 A. LOWES	21.788
3	1 J. REA	21.838
4	60 M. VAN DER MARK	21.899
5	54 T. RAZGATLIOGLU	21.952
6	19 A. BAUTISTA	21.954
7	81 J. TORRES	21.970
8	66 T. SYKES	22.001
9	28 M. REITERBERGER	22.030
10	7 C. DAVIES	22.129
11	33 M. MELANDRI	22.142
12	2 L. CAMIER	22.213
13	80 H. BARBERA	22.227
14	23 R. KIYONARI	22.242
15	50 E. LAVERTY	22.317
16	11 S. CORTESE	22.358
17	52 A. DELBIANCO	22.360
18	21 M. RINALDI	22.502

14/04/2019

These data/results cannot be reproduced, stored and/or transmitted in whole or in part by any manner of electronic, mechanical, photocopying, recording, broadcasting or otherwise now known or herein after developed without the previous express consent by the copyright owner, except for reproduction in daily press and regular printed publications on sale to the public within 60 days of the event related to those data/results and always provided that copyright symbol appears together as follows below.

© DORNA WSBK ORGANIZATION Srl 2019

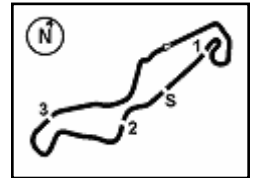
FICR PERUGIA TIMING



Official Tyre Supplier



Official Timekeeper



Motul Dutch Round, 12-14 April 2019 Chronological Analysis Race 1

TT Circuit Assen 4.542 m

Start at 11:00'24.188

1 / 4

1° 19 A. BAUTISTA (1'34.949)							
Lap	Seg.1	Seg.2	Seg.3	Seg.4	Lap Time	km/h	Local Time
1		14.373	27.752	22.072	1'40.084	291,9	11:02'04.272
2	31.280	14.206	27.509	21.954	1'34.949	292,7	11:03'39.221
3	31.273	14.173	27.555	22.060	1'35.061	292,7	11:05'14.282
4	31.306	14.218	27.739	22.186	1'35.449	291,9	11:06'49.731
5	31.183	14.146	27.661	22.020	1'35.010	294,3	11:08'24.741
6	31.240	14.189	27.680	22.004	1'35.113	293,5	11:09'59.854
7	31.371	14.113	27.701	22.046	1'35.231	291,1	11:11'35.085
8	31.403	14.152	27.699	22.083	1'35.337	295,9	11:13'10.422
9	31.343	14.158	27.692	22.065	1'35.258	293,5	11:14'45.680
10	31.246	14.180	27.724	22.031	1'35.181	295,1	11:16'20.861
11	31.502	14.151	27.777	22.077	1'35.507	294,3	11:17'56.368
12	31.350	14.176	27.807	22.069	1'35.402	292,7	11:19'31.770
13	31.386	14.240	27.818	22.014	1'35.458	291,1	11:21'07.228
14	31.276	14.221	27.848	22.132	1'35.477	293,5	11:22'42.705
15	31.400	14.155	27.863	22.041	1'35.459	293,5	11:24'18.164
16	31.498	14.215	27.865	22.139	1'35.717	294,3	11:25'53.881
17	31.698	14.298	27.946	22.133	1'36.075	293,5	11:27'29.956
18	31.603	14.269	27.935	22.215	1'36.022	292,7	11:29'05.978
19	31.462	14.249	27.967	22.309	1'35.987	292,7	11:30'41.965
20	31.772	14.259	28.004	22.295	1'36.330	293,5	11:32'18.295
21	31.631	14.177	28.045	22.519	1'36.372	295,1	11:33'54.667
Race Time 33'30.479							

14	31.457	14.291	27.789	21.998	1'35.535	285,0	11:22'47.135
15	31.441	14.412	27.904	21.964	1'35.721	283,5	11:24'22.856
16	31.494	14.278	27.828	21.993	1'35.593	284,2	11:25'58.449
17	31.620	14.333	27.872	21.988	1'35.813	283,5	11:27'34.262
18	31.699	14.288	27.820	22.145	1'35.952	285,7	11:29'10.214
19	31.535	14.352	27.954	22.189	1'36.030	287,2	11:30'46.244
20	31.661	14.387	27.984	22.341	1'36.373	286,5	11:32'22.617
21	31.800	14.450	28.164	22.570	1'36.984	286,5	11:33'59.601
Race Time 33'35.413							

2° 1 J. REA (1'35.009)							
Lap	Seg.1	Seg.2	Seg.3	Seg.4	Lap Time	km/h	Local Time
1		14.413	27.915	21.959	1'41.268	295,9	11:02'05.456
2	31.334	14.135	27.711	21.883	1'35.063	294,3	11:03'40.519
3	31.258	14.177	27.658	21.916	1'35.009	293,5	11:05'15.528
4	31.231	14.170	27.760	21.945	1'35.106	291,9	11:06'50.634
5	31.244	14.194	27.868	21.838	1'35.144	291,9	11:08'25.778
6	31.435	14.188	27.715	22.054	1'35.392	291,9	11:10'01.170
7	31.297	14.164	27.741	21.933	1'35.135	293,5	11:11'36.305
8	31.347	14.274	27.761	22.137	1'35.519	290,3	11:13'11.824
9	31.286	14.200	27.820	21.999	1'35.305	291,1	11:14'47.129
10	31.306	14.369	27.821	21.940	1'35.436	289,5	11:16'22.565
11	31.363	14.351	27.907	22.066	1'35.687	289,5	11:17'58.252
12	31.356	14.302	27.878	22.116	1'35.652	290,3	11:19'33.904
13	31.292	14.407	27.957	22.250	1'35.906	291,1	11:21'09.810
14	31.393	14.358	27.910	22.162	1'35.823	286,5	11:22'45.633
15	31.311	14.318	27.936	22.045	1'35.610	288,8	11:24'21.243
16	31.485	14.396	27.951	22.053	1'35.885	291,1	11:25'57.128
17	31.362	14.325	27.918	22.021	1'35.626	288,8	11:27'32.754
18	31.423	14.350	27.871	22.133	1'35.777	284,2	11:29'08.531
19	31.333	14.334	28.013	22.509	1'36.189	288,0	11:30'44.720
20	31.484	14.378	28.167	22.424	1'36.453	292,7	11:32'21.173
21	31.608	14.473	28.062	22.481	1'36.624	288,8	11:33'57.797
Race Time 33'33.609							

4° 22 A. LOWES (1'35.053)							
Lap	Seg.1	Seg.2	Seg.3	Seg.4	Lap Time	km/h	Local Time
1		14.536	28.023	22.243	1'41.632	293,5	11:02'05.820
2	31.752	14.235	27.578	22.125	1'35.690	288,0	11:03'41.510
3	31.382	14.483	27.626	21.948	1'35.439	292,7	11:05'16.949
4	31.337	14.193	27.735	21.788	1'35.053	291,9	11:06'52.002
5	31.347	14.183	27.790	21.894	1'35.214	291,1	11:08'27.216
6	31.483	14.332	27.809	21.962	1'35.586	292,7	11:10'02.802
7	31.560	14.168	27.759	21.909	1'35.396	292,7	11:11'38.198
8	31.451	14.256	27.934	21.889	1'35.530	290,3	11:13'13.728
9	31.546	14.175	27.906	22.125	1'35.752	291,1	11:14'49.480
10	31.591	14.373	27.917	21.947	1'35.828	286,5	11:16'25.308
11	31.584	14.292	28.037	21.843	1'35.756	290,3	11:18'01.064
12	31.691	14.323	27.853	21.913	1'35.780	287,2	11:19'36.844
13	31.534	14.253	27.862	21.921	1'35.570	293,5	11:21'12.414
14	31.484	14.320	27.946	22.197	1'35.947	289,5	11:22'48.361
15	31.470	14.388	28.086	22.252	1'36.196	290,3	11:24'24.557
16	31.833	14.429	28.108	22.356	1'36.726	290,3	11:26'01.283
17	31.686	14.356	28.080	22.189	1'36.311	286,5	11:27'37.594
18	31.739	14.353	28.008	22.227	1'36.327	287,2	11:29'13.921
19	31.795	14.362	28.356	22.739	1'37.252	288,0	11:30'51.173
20	32.470	14.473	28.232	22.227	1'37.402	291,1	11:32'28.575
21	31.848	14.355	28.062	22.506	1'36.771	289,5	11:34'05.346
Race Time 33'41.158							

3° 60 M. VAN DER MARK (1'35.315)							
Lap	Seg.1	Seg.2	Seg.3	Seg.4	Lap Time	km/h	Local Time
1		14.494	27.663	22.402	1'40.935	279,8	11:02'05.123
2	31.488	14.306	27.860	22.013	1'35.667	287,2	11:03'40.790
3	31.486	14.242	27.655	21.932	1'35.315	285,7	11:05'16.105
4	31.426	14.268	27.712	21.956	1'35.362	288,0	11:06'51.467
5	31.456	14.287	27.882	21.899	1'35.524	286,5	11:08'26.991
6	31.496	14.284	27.760	21.931	1'35.471	288,0	11:10'02.462
7	31.420	14.223	27.687	22.095	1'35.425	288,8	11:11'37.887
8	31.462	14.275	27.789	21.909	1'35.435	288,8	11:13'13.322
9	31.503	14.232	27.731	21.953	1'35.419	285,7	11:14'48.741
10	31.517	14.257	27.785	22.402	1'35.961	287,2	11:16'24.702
11	31.601	14.262	27.790	21.975	1'35.628	285,7	11:18'00.330
12	31.427	14.319	27.739	22.095	1'35.580	284,2	11:19'35.910
13	31.417	14.371	27.835	22.067	1'35.690	280,5	11:21'11.600

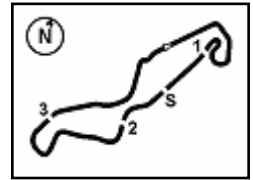
5° 91 L. HASLAM (1'35.133)							
Lap	Seg.1	Seg.2	Seg.3	Seg.4	Lap Time	km/h	Local Time
1		14.444	27.874	22.178	1'41.248	291,1	11:02'05.436
2	31.857	14.263	27.727	22.064	1'35.911	291,9	11:03'41.347
3	31.471	14.196	27.725	21.741	1'35.133	291,1	11:05'16.480
4	31.478	14.314	27.730	21.794	1'35.316	290,3	11:06'51.796
5	31.874	14.240	27.807	22.108	1'36.029	293,5	11:08'27.825
6	31.449	14.217	27.736	21.805	1'35.207	293,5	11:10'03.032
7	31.692	14.217	27.753	21.838	1'35.500	295,1	11:11'38.532
8	31.397	14.200	27.864	22.099	1'35.560	297,5	11:13'14.092
9	31.567	14.211	27.672	22.086	1'35.536	297,5	11:14'49.628
10	31.658	14.321	27.855	22.086	1'35.920	292,7	11:16'25.548
11	31.632	14.279	27.914	21.976	1'35.801	292,7	11:18'01.349
12	32.112	14.372	27.898	22.016	1'36.398	291,9	11:19'37.747
13	31.729	14.407	28.011	22.040	1'36.187	288,8	11:21'13.934
14	31.628	14.357	27.819	22.090	1'35.894	288,8	11:22'49.828
15	31.460	14.259	27.793	22.034	1'35.546	289,5	11:24'25.374
16	31.586	14.483	27.906	22.091	1'36.066	289,5	11:26'01.440
17	31.819	14.308	27.973	22.222	1'36.322	292,7	11:27'37.762
18	31.907	14.355	28.052	22.156	1'36.470	291,9	11:29'14.232
19	31.776	14.368	28.285	22.477	1'36.906	289,5	11:30'51.138
20	32.357	14.695	28.374	22.290	1'37.716	288,0	11:32'28.854
21	31.869	14.337	28.117	22.349	1'36.672	289,5	11:34'05.526
Race Time 33'41.338							

6° 28 M. REITERBERGER (1'35.036)							
Lap	Seg.1	Seg.2	Seg.3	Seg.4	Lap Time	km/h	Local Time
1		14.359	27.528	22.071	1'40.273	285,0	11:02'04.461
2	31.439	14.266	27.537	22.112	1'35.354	285,7	11:03'39.815
3	31.380	14.252	27.499	22.054	1'35.185	285,0	11:05'15.000
4	31.242	14.234	27.499	22.061	1'35.036	285,0	11:06'50.036

14/04/2019 P = Pits In/Out - C = Lap Time Cancelled

These data/results cannot be reproduced, stored and/or transmitted in whole or in part by any manner of electronic, mechanical, photocopying, recording, broadcasting or otherwise now known or herein after developed without the previous express consent by the copyright owner, except for reproduction in daily press and regular printed publications on sale to the public within 60 days of the event related to those data/results and always provided that copyright symbol appears together as follows below.

© DORNA WSBK ORGANIZATION Srl 2019



Motul Dutch Round, 12-14 April 2019 Chronological Analysis Race 1

TT Circuit Assen 4.542 m

Start at 11:00'24.188

2 / 4

Lap	Seg.1	Seg.2	Seg.3	Seg.4	Lap Time	km/h	Local Time
5	31.357	14.288	27.576	22.030	1'35.251	283,5	11:08'25.287
6	31.379	14.360	27.560	22.167	1'35.466	285,7	11:10'00.753
7	31.383	14.234	27.586	22.159	1'35.362	286,5	11:11'36.115
8	31.879	14.272	28.395	22.234	1'36.780	286,5	11:13'12.895
9	31.412	14.260	27.638	22.170	1'35.480	284,2	11:14'48.375
10	31.400	14.475	27.793	23.035	1'36.703	285,0	11:16'25.078
11	31.606	14.380	27.821	22.132	1'35.939	282,7	11:18'01.017
12	32.192	14.448	27.828	22.217	1'36.685	288,0	11:19'37.702
13	32.080	14.448	28.464	22.413	1'37.405	285,7	11:21'15.107
14	31.830	14.476	28.819	22.457	1'37.582	285,7	11:22'52.689
15	31.649	14.536	27.941	22.349	1'36.475	285,0	11:24'29.164
16	31.750	14.393	27.903	22.204	1'36.250	280,5	11:26'05.414
17	31.706	14.460	28.038	22.390	1'36.594	285,0	11:27'42.008
18	31.781	14.464	27.993	22.422	1'36.660	285,0	11:29'18.668
19	31.784	14.575	28.192	22.376	1'36.927	281,3	11:30'55.595
20	31.715	14.526	28.311	22.440	1'36.992	284,2	11:32'32.587
21	31.780	14.601	28.189	22.615	1'37.185	283,5	11:34'09.772
Race Time 33'45.584							

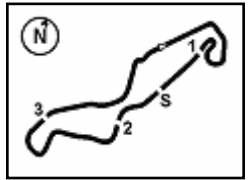
9° 54 T. RAZGATLIOGLU (1'35.641)							
Lap	Seg.1	Seg.2	Seg.3	Seg.4	Lap Time	km/h	Local Time
1		14.688	27.832	22.176	1'41.791	296,7	11:02'05.979
2	31.933	14.520	27.829	22.119	1'36.401	288,0	11:03'42.380
3	31.481	14.400	27.717	22.043	1'35.641	287,2	11:05'18.021
4	31.478	14.434	27.878	22.305	1'36.095	285,7	11:06'54.116
5	31.493	14.443	28.823	22.286	1'37.045	284,2	11:08'31.161
6	31.865	14.652	27.995	22.007	1'36.519	288,8	11:10'07.680
7	31.607	14.385	27.934	22.029	1'35.955	286,5	11:11'43.635
8	31.653	14.471	27.845	22.127	1'36.096	286,5	11:13'19.731
9	31.448	14.499	27.937	22.010	1'35.894	287,2	11:14'55.625
10	31.512	14.462	27.881	21.952	1'35.807	288,0	11:16'31.432
11	31.699	14.531	27.998	22.131	1'36.359	282,7	11:18'07.791
12	31.390	14.525	28.054	22.087	1'36.056	285,7	11:19'43.847
13	31.559	14.480	28.073	22.057	1'36.169	285,7	11:21'20.016
14	31.548	14.465	28.049	22.082	1'36.144	287,2	11:22'56.160
15	31.650	14.604	28.185	22.119	1'36.558	286,5	11:24'32.718
16	31.923	14.447	28.125	22.126	1'36.621	287,2	11:26'09.339
17	32.202	14.583	28.260	22.230	1'37.275	286,5	11:27'46.614
18	31.713	14.589	28.194	22.448	1'36.944	289,5	11:29'23.558
19	31.918	14.544	28.311	22.170	1'36.943	285,0	11:31'00.501
20	31.745	14.508	28.208	22.268	1'36.729	292,7	11:32'37.230
21	32.297	14.684	28.267	22.465	1'37.713	291,9	11:34'14.943
Race Time 33'50.755							

7° 7 C. DAVIES (1'35.727)							
Lap	Seg.1	Seg.2	Seg.3	Seg.4	Lap Time	km/h	Local Time
1		14.568	27.951	22.129	1'42.642	288,0	11:02'06.830
2	31.752	14.261	27.955	22.149	1'36.117	295,1	11:03'42.947
3	31.668	14.325	27.825	22.200	1'36.018	299,2	11:05'18.965
4	31.448	14.320	28.028	22.271	1'36.067	296,7	11:06'55.032
5	31.329	14.231	27.999	22.168	1'35.727	299,2	11:08'30.759
6	31.392	14.439	27.837	22.244	1'35.912	292,7	11:10'06.671
7	31.342	14.324	27.987	22.301	1'35.954	294,3	11:11'42.625
8	31.248	14.455	27.886	22.362	1'35.951	291,9	11:13'18.576
9	31.455	14.372	27.907	22.360	1'36.094	289,5	11:14'54.670
10	31.374	14.425	27.869	22.253	1'35.921	288,8	11:16'30.591
11	31.362	14.357	28.086	22.134	1'35.939	291,9	11:18'06.530
12	31.584	14.363	28.030	22.282	1'36.259	291,9	11:19'42.789
13	31.460	14.441	28.095	22.327	1'36.323	291,1	11:21'19.112
14	31.336	14.381	27.958	22.406	1'36.081	291,9	11:22'55.193
15	31.569	14.389	27.967	22.317	1'36.242	291,9	11:24'31.435
16	31.773	14.361	28.152	22.386	1'36.672	294,3	11:26'08.107
17	31.526	14.470	28.139	22.315	1'36.450	291,9	11:27'44.557
18	31.585	14.552	27.996	22.397	1'36.530	291,1	11:29'21.087
19	31.518	14.476	28.161	22.521	1'36.676	292,7	11:30'57.763
20	31.581	14.412	28.207	22.507	1'36.707	289,5	11:32'34.470
21	31.777	14.419	28.257	22.745	1'37.198	295,9	11:34'11.668
Race Time 33'47.480							

10° 66 T. SYKES (1'35.674)							
Lap	Seg.1	Seg.2	Seg.3	Seg.4	Lap Time	km/h	Local Time
1		14.459	27.922	22.220	1'42.007	288,0	11:02'06.195
2	31.889	14.359	27.972	22.036	1'36.256	288,8	11:03'42.451
3	31.626	14.302	27.745	22.001	1'35.674	288,8	11:05'18.125
4	31.632	14.385	27.854	22.244	1'36.115	287,2	11:06'54.240
5	31.528	14.285	28.375	22.239	1'36.427	287,2	11:08'30.667
6	31.814	14.448	27.909	22.072	1'36.243	287,2	11:10'06.910
7	31.375	14.299	27.897	22.206	1'35.777	290,3	11:11'42.687
8	31.537	14.396	27.824	22.278	1'36.035	284,2	11:13'18.722
9	31.584	14.273	27.797	22.447	1'36.101	285,0	11:14'54.823
10	31.540	14.301	27.787	22.224	1'35.852	286,5	11:16'30.675
11	31.661	14.429	27.987	22.118	1'36.195	284,2	11:18'06.870
12	31.576	14.442	28.035	22.093	1'36.146	281,3	11:19'43.016
13	31.683	14.315	28.043	22.203	1'36.244	282,7	11:21'19.260
14	31.545	14.295	28.232	22.108	1'36.180	287,2	11:22'55.440
15	31.921	14.621	28.032	22.342	1'36.916	291,1	11:24'32.356
16	31.742	14.406	27.913	22.086	1'36.147	288,0	11:26'08.503
17	31.788	14.398	28.151	22.057	1'36.394	285,7	11:27'44.897
18	31.910	14.485	28.168	22.521	1'37.084	284,2	11:29'21.981
19	31.963	14.572	28.335	22.369	1'37.239	285,0	11:30'59.220
20	32.252	14.509	28.425	22.416	1'37.602	285,0	11:32'36.822
21	32.590	15.021	28.895	23.087	1'39.593	287,2	11:34'16.415
Race Time 33'52.227							

8° 81 J. TORRES (1'35.650)							
Lap	Seg.1	Seg.2	Seg.3	Seg.4	Lap Time	km/h	Local Time
1		14.547	27.940	22.339	1'42.358	282,0	11:02'06.546
2	31.710	14.355	27.955	22.116	1'36.136	288,8	11:03'42.682
3	31.584	14.324	27.706	22.036	1'35.650	289,5	11:05'18.332
4	31.615	14.467	27.802	22.243	1'36.127	286,5	11:06'54.459
5	31.564	14.342	28.320	22.304	1'36.530	287,2	11:08'30.989
6	31.717	14.442	27.936	21.970	1'36.065	286,5	11:10'07.054
7	31.515	14.552	27.919	22.093	1'36.079	281,3	11:11'43.133
8	31.497	14.547	27.842	22.117	1'36.003	285,7	11:13'19.136
9	31.528	14.391	27.925	22.162	1'36.006	285,7	11:14'55.142
10	31.602	14.512	27.834	22.096	1'36.044	285,0	11:16'31.186
11	31.526	14.580	27.916	22.026	1'36.048	286,5	11:18'07.234
12	31.552	14.534	27.935	22.023	1'36.044	284,2	11:19'43.278
13	31.603	14.559	27.809	22.167	1'36.138	285,0	11:21'19.416
14	31.642	14.425	27.989	22.227	1'36.283	288,0	11:22'55.699
15	31.857	14.509	28.051	22.351	1'36.768	285,7	11:24'32.467
16	31.865	14.391	27.970	22.479	1'36.705	290,3	11:26'09.172
17	31.959	14.546	28.123	22.123	1'36.751	282,7	11:27'45.923
18	31.670	14.674	28.052	22.432	1'36.828	281,3	11:29'22.751
19	31.720	14.650	28.187	22.274	1'36.831	284,2	11:30'59.582

11° 2 L. CAMIER (1'36.288)							
Lap	Seg.1	Seg.2	Seg.3	Seg.4	Lap Time	km/h	Local Time
1		14.583	27.910	22.256	1'42.510	288,0	11:02'06.698
2	32.001	14.473	27.820	22.213	1'36.507	292,7	11:03'43.205
3	31.746	14.423	27.870	22.249	1'36.288	291,1	11:05'19.493
4	31.561	14.469	27.867				



Motul Dutch Round, 12-14 April 2019 Chronological Analysis Race 1

TT Circuit Assen 4.542 m

Start at 11:00'24.188

3 / 4

11	31.797	14.727	28.111	22.600	1'37.235	283,5	11:18'13.520	2	32.678	14.656	28.096	22.317	1'37.747	285,7	11:03'46.267					
12	31.741	14.795	28.111	22.424	1'37.071	279,8	11:19'50.591	3	32.014	14.575	28.152	22.425	1'37.166	288,0	11:05'23.433					
13	31.834	14.638	28.152	22.484	1'37.108	283,5	11:21'27.699	4	32.034	14.475	28.258	22.432	1'37.199	288,0	11:07'00.632					
14	31.740	14.708	28.202	22.687	1'37.337	283,5	11:23'05.036	5	32.089	14.577	28.224	22.431	1'37.321	291,1	11:08'37.953					
15	31.984	14.611	28.141	22.647	1'37.383	285,7	11:24'42.419	6	32.440	14.499	28.263	22.535	1'37.737	289,5	11:10'15.690					
16	31.922	14.915	28.178	22.449	1'37.464	280,5	11:26'19.883	7	31.984	14.488	28.195	22.524	1'37.191	291,1	11:11'52.881					
17	31.928	14.599	28.164	22.552	1'37.243	283,5	11:27'57.126	8	31.996	14.548	28.287	22.426	1'37.257	291,9	11:13'30.138					
18	31.919	14.618	28.240	22.596	1'37.373	284,2	11:29'34.499	9	31.978	14.478	28.263	22.456	1'37.175	290,3	11:15'07.313					
19	31.988	14.753	28.076	22.664	1'37.481	287,2	11:31'11.980	10	32.057	14.813	28.385	22.634	1'37.889	287,2	11:16'45.202					
20	31.954	14.631	28.261	22.690	1'37.536	282,7	11:32'49.516	11	32.017	14.630	28.408	22.540	1'37.595	285,7	11:18'22.797					
21	31.937	14.622	28.430	22.848	1'37.837	282,7	11:34'27.353	12	31.937	14.615	28.394	22.566	1'37.512	285,0	11:20'00.309					
Race Time 34'03.165													13	32.087	14.637	28.432	22.710	1'37.866	289,5	11:21'38.175
Race Time 34'03.165													14	32.006	14.636	28.265	22.590	1'37.497	288,0	11:23'15.672
Race Time 34'03.165													15	32.103	14.563	28.402	22.645	1'37.713	292,7	11:24'53.385
Race Time 34'03.165													16	32.075	14.590	28.479	22.627	1'37.771	290,3	11:26'31.156
Race Time 34'03.165													17	32.238	14.668	28.554	22.670	1'38.130	288,0	11:28'09.286
Race Time 34'03.165													18	32.085	14.606	28.541	22.646	1'37.878	292,7	11:29'47.164
Race Time 34'03.165													19	31.914	14.603	28.398	22.571	1'37.486	289,5	11:31'24.650
Race Time 34'03.165													20	32.100	14.632	28.508	22.628	1'37.868	291,9	11:33'02.518
Race Time 34'03.165													21	32.235	14.577	28.667	22.688	1'38.167	286,5	11:34'40.685
Race Time 34'03.165													Race Time 34'16.497							

12° 33 M. MELANDRI (1'36.056)

Lap	Seg.1	Seg.2	Seg.3	Seg.4	Lap Time	km/h	Local Time
1		14.758	28.037	22.385	1'43.605	293,5	11:02'07.793
2	33.014	14.548	27.896	22.192	1'37.650	291,1	11:03'45.443
3	31.632	14.496	27.786	22.142	1'36.056	291,1	11:05'21.499
4	31.610	14.545	28.111	22.354	1'36.620	287,2	11:06'58.119
5	31.645	14.446	28.161	22.359	1'36.611	292,7	11:08'34.730
6	31.696	14.497	28.058	22.346	1'36.597	285,7	11:10'11.327
7	31.713	14.545	28.129	22.472	1'36.859	288,0	11:11'48.186
8	31.853	14.517	28.093	22.594	1'37.057	288,8	11:13'25.243
9	31.829	14.534	28.002	22.721	1'37.086	285,7	11:15'02.329
10	31.979	14.617	28.128	22.565	1'37.289	285,7	11:16'39.618
11	31.902	14.514	28.194	22.465	1'37.075	286,5	11:18'16.693
12	31.845	14.592	28.124	22.619	1'37.180	282,0	11:19'53.873
13	31.762	14.651	28.252	22.595	1'37.260	286,5	11:21'31.133
14	31.733	14.570	28.228	22.568	1'37.099	283,5	11:23'08.232
15	31.858	14.507	28.156	22.647	1'37.168	282,7	11:24'45.400
16	31.776	14.672	28.269	22.622	1'37.339	287,2	11:26'22.739
17	31.816	14.592	28.189	22.883	1'37.480	285,0	11:28'00.219
18	31.930	14.614	28.262	22.618	1'37.424	288,0	11:29'37.643
19	31.799	14.733	28.423	22.763	1'37.718	286,5	11:31'15.361
20	31.968	14.714	28.495	23.025	1'38.202	286,5	11:32'53.563
21	32.556	15.128	28.823	23.374	1'39.881	285,7	11:34'33.444
Race Time 34'09.256							

13° 11 S. CORTESE (1'36.158)

Lap	Seg.1	Seg.2	Seg.3	Seg.4	Lap Time	km/h	Local Time
1		15.084	28.203	22.580	1'44.059	290,3	11:02'08.247
2	32.047	14.688	27.711	22.451	1'36.897	287,2	11:03'45.144
3	31.583	14.566	27.651	22.358	1'36.158	289,5	11:05'21.302
4	32.485	14.609	27.710	22.407	1'37.211	287,2	11:06'58.513
5	31.684	14.492	27.893	22.442	1'36.511	290,3	11:08'35.024
6	31.746	14.544	27.887	22.539	1'36.716	291,1	11:10'11.740
7	31.686	14.522	27.937	22.581	1'36.726	289,5	11:11'48.466
8	31.890	14.533	27.978	22.547	1'36.948	292,7	11:13'25.414
9	31.926	14.568	27.957	22.580	1'37.031	291,1	11:15'02.445
10	32.074	14.629	28.066	22.619	1'37.388	289,5	11:16'39.833
11	32.096	14.566	27.903	22.561	1'37.126	283,5	11:18'16.959
12	31.927	14.707	27.910	22.679	1'37.223	285,7	11:19'54.182
13	31.876	14.750	27.944	22.692	1'37.262	283,5	11:21'31.444
14	31.789	14.715	27.962	22.753	1'37.219	288,0	11:23'08.663
15	31.858	14.715	27.998	22.631	1'37.202	290,3	11:24'45.865
16	31.802	14.707	28.090	22.752	1'37.351	293,5	11:26'23.216
17	31.937	14.691	27.938	22.643	1'37.209	282,7	11:28'00.425
18	32.111	14.723	28.158	22.770	1'37.762	291,1	11:29'38.187
19	33.005	15.027	28.569	23.437	1'40.038	286,5	11:31'18.225
20	32.444	14.876	28.533	23.423	1'39.276	283,5	11:32'57.501
21	32.499	15.021	28.754	23.967	1'40.241	282,0	11:34'37.742
Race Time 34'13.554							

14° 50 E. LAVERTY (1'37.166)

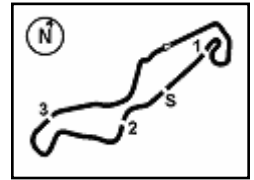
Lap	Seg.1	Seg.2	Seg.3	Seg.4	Lap Time	km/h	Local Time
1		14.877	28.449	22.398	1'44.332	292,7	11:02'08.520

15° 23 R. KIYONARI (1'36.723)

Lap	Seg.1	Seg.2	Seg.3	Seg.4	Lap Time	km/h	Local Time
1		15.258	28.347	22.718	1'45.935	260,9	11:02'10.123
2	32.175	14.738	28.055	22.763	1'37.731	284,2	11:03'47.854
3	31.980	14.547	27.954	22.242	1'36.723	286,5	11:05'24.577
4	31.913	14.513	28.056	22.597	1'37.079	289,5	11:07'01.656
5	31.847	14.542	28.236	22.294	1'36.919	290,3	11:08'38.575
6	32.662	14.559	28.603	22.944	1'38.768	289,5	11:10'17.343
7	32.516	14.637	28.293	22.592	1'38.038	288,0	11:11'55.381
8	31.928	14.539	28.080	22.460	1'37.007	288,0	11:13'32.388
9	31.801	14.573	28.060	22.537	1'36.971	288,0	11:15'09.359
10	31.914	14.556	27.976	22.373	1'36.819	287,2	11:16'46.178
11	32.159	14.616	28.291	22.716	1'37.782	286,5	11:18'23.960
12	32.009	14.659	28.273	22.844	1'37.785	288,0	11:20'01.745
13	32.156	14.749	28.336	22.853	1'38.094	291,9	11:21'39.839
14	32.340	14.874	28.666	22.734	1'38.614	282,7	11:23'18.453
15	32.069	14.627	28.033	22.556	1'37.285	287,2	11:24'55.738
16	32.517	14.727	28.174	22.464	1'37.882	285,0	11:26'33.620
17	31.938	14.673	28.177	22.430	1'37.218	281,3	11:28'10.838
18	32.113	14.719	28.117	22.602	1'37.551	289,5	11:29'48.389
19	31.870	14.702	28.058	22.548	1'37.178	289,5	11:31'25.567
20	31.773	14.578	28.096	22.739	1'37.186	291,1	11:33'02.753
21	32.204	14.640	28.494	22.869	1'38.207	285,7	11:34'40.960
Race Time 34'16.772							

16° 80 H. BARBERA (1'36.563)

Lap	Seg.1	Seg.2	Seg.3	Seg.4	Lap Time	km/h	Local Time
1		14.807	28.141	22.426	1'44.477	283,5	11:02'08.665
2	32.397	14.470	27.888	22.319	1'37.074	288,0	11:03'45.739
3	31.985	14.441	27.910	22.227	1'36.563	287,2	11:05'22.302
4	31.929	14.603	28.334	22.393	1'37.259	286,5	11:06'59.561
5	32.020	14.685	28.597	22.832	1'38.134	286,5	11:08'37.695
6	33.236	14.660	28.657	23.002	1'39.555	289,5	11:10'17.250
7	33.026	14.734	29.498	33.232	1'50.490P	287,2	11:12'07.740
8	3'54.364	14.942	28.343	22.794	5'00.443P	279,1	11:17'08.183
9	31.983	14.696	28.071	22.576	1'37.326	282,0	11:18'45.509
10	31.728	14.703	28.075	22.648	1'37.154	282,7	11:20'22.663
11	32.011	14.607	28.207	22.866	1'37.691	280,5	11:22'00.354
12	32.433	14.681	28.159	22.993	1'38.266	283,5	11:23'38.620
13	31.993	14.720	28.225	22.624	1'37.562	279,8	11:25'16.182
14	31.787	14.819	28.179	22.748	1'37.533	285,0	11:26'53.715
15	32.010	14.620	28.274	22.897	1'37.801	281,3	11:28'31.516
16	32.039	14.675	28.191	22.847	1'37.752	284,2	11:30'09.268



TT Circuit Assen 4.542 m

4 / 4

Motul Dutch Round, 12-14 April 2019 Chronological Analysis Race 1

Start at 11:00'24.188

17	32.467	14.840	28.477	22.958	1'38.742	285,0	11:31'48.010
18	31.920	14.629	28.317	22.707	1'37.573	286,5	11:33'25.583
19	31.989	14.653	28.329	22.700	1'37.671	283,5	11:35'03.254

Race Time 34'39.066

RET 21 M. RINALDI (1'37.039)							
Lap	Seg.1	Seg.2	Seg.3	Seg.4	Lap Time	km/h	Local Time
1		14.941	28.569	23.010	1'45.301	291,9	11:02'09.489
2	32.372	14.699	28.073	22.552	1'37.696	293,5	11:03'47.185
3	31.974	14.711	27.909	22.527	1'37.121	296,7	11:05'24.306
4	31.726	14.648	28.073	22.592	1'37.039	291,9	11:07'01.345
5	31.780	14.622	28.170	22.502	1'37.074	291,1	11:08'38.419
6	32.236	14.518	28.139	22.719	1'37.612	289,5	11:10'16.031
7	31.955	14.574	28.069	22.651	1'37.249	293,5	11:11'53.280
8	31.954	14.665	28.239	22.632	1'37.490	293,5	11:13'30.770
9	32.040	14.747	28.206	22.749	1'37.742	293,5	11:15'08.512
10	31.947	14.704	28.146	22.737	1'37.534	291,1	11:16'46.046
11	32.115	14.665	28.232	22.725	1'37.737	288,8	11:18'23.783
12	31.924	14.762	28.295	22.887	1'37.868	288,0	11:20'01.651
13	32.023	14.799	28.345	23.002	1'38.169	289,5	11:21'39.820
14	32.169	14.984	28.632	23.821	1'39.606	288,0	11:23'19.426
15	32.963	15.709	29.499	24.607	1'42.778	282,0	11:25'02.204
16	32.829	25.988	35.109	35.949	2'09.875P	253,5	11:27'12.079

Race Time 26'47.891

RET 52 A. DELBIANCO (1'36.852)							
Lap	Seg.1	Seg.2	Seg.3	Seg.4	Lap Time	km/h	Local Time
1		14.976	27.989	22.844	1'45.313	277,6	11:02'09.501
2	33.066	14.854	28.002	22.654	1'38.576	284,2	11:03'48.077
3	32.039	14.674	27.779	22.360	1'36.852	282,0	11:05'24.929
4	32.210	14.852	28.207	22.583	1'37.852	277,6	11:07'02.781
5	31.995	14.920	28.129	22.686	1'37.730	274,8	11:08'40.511
6	31.947	14.843	28.262	22.714	1'37.766	278,4	11:10'18.277
7	32.235	14.828	28.466	22.800	1'38.329	278,4	11:11'56.606
8	32.132	14.953	28.360	22.805	1'38.250	275,5	11:13'34.856
9	32.373	15.137	28.603	22.799	1'38.912	272,7	11:15'13.768
10	32.475	15.387	29.182	32.343	1'49.387P	274,8	11:17'03.155

Race Time 16'38.967

14/04/2019 P = Pits In/Out - C = Lap Time Cancelled

These data/results cannot be reproduced, stored and/or transmitted in whole or in part by any manner of electronic, mechanical, photocopying, recording, broadcasting or otherwise now known or herein after developed without the previous express consent by the copyright owner, except for reproduction in daily press and regular printed publications on sale to the public within 60 days of the event related to those data/results and always provided that copyright symbol appears together as follows below.

© DORNA WSBK ORGANIZATION Srl 2019

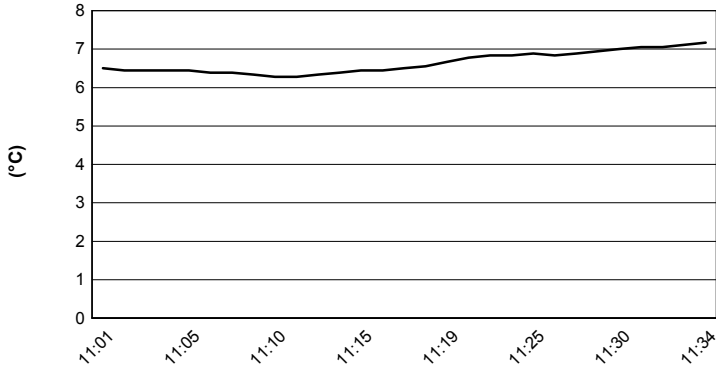


Motul Dutch Round, 12-14 April 2019

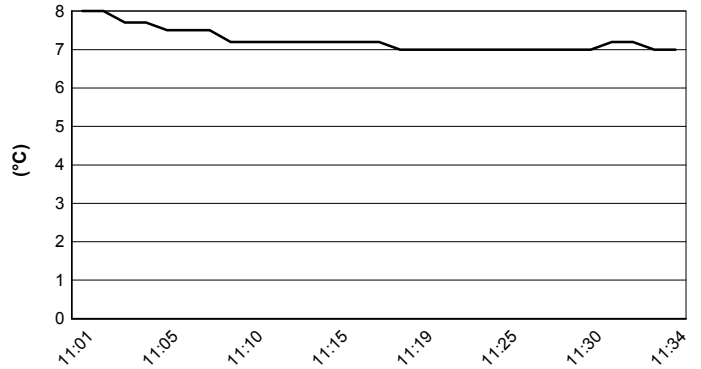
Weather Report Race 1

Session started 11:00 - Session ended 11:35

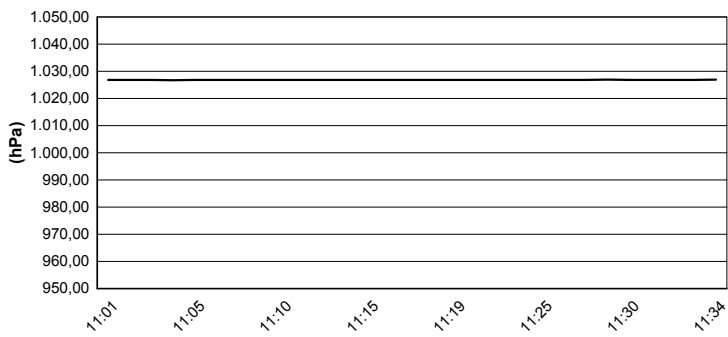
Air Temperature



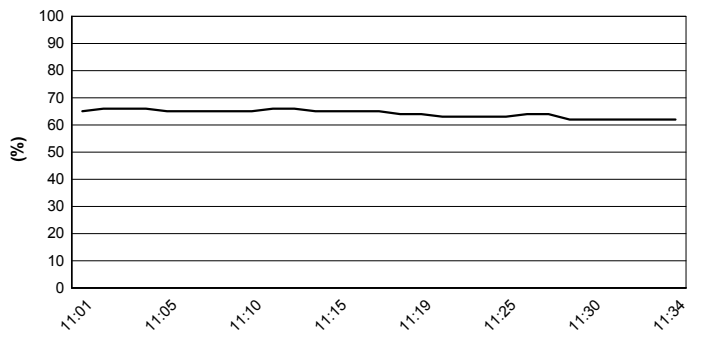
Track Temperature



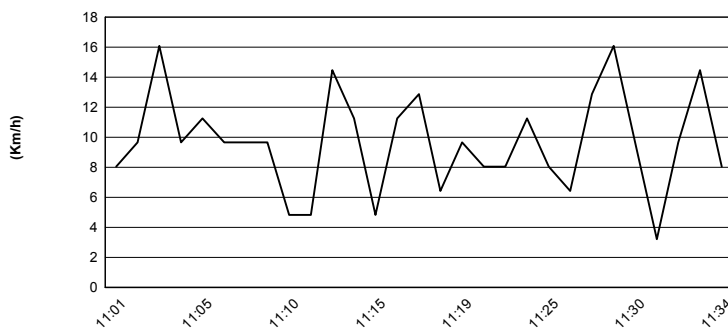
Air Pressure



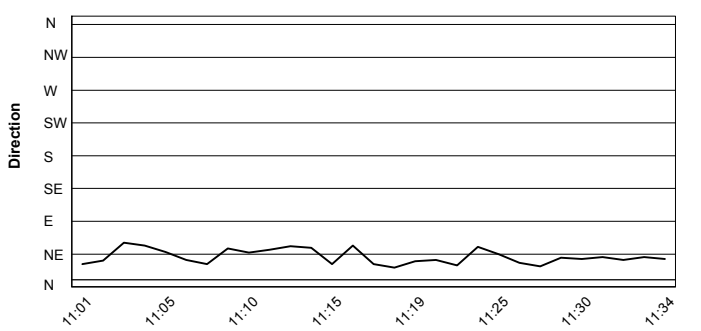
Humidity



Wind Speed



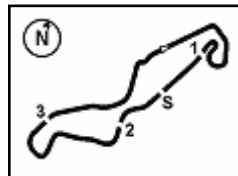
Wind Direction



14/04/2019

These data/results cannot be reproduced, stored and/or transmitted in whole or in part by any manner of electronic, mechanical, photocopying, recording, broadcasting or otherwise now known or herein after developed without the previous express consent by the copyright owner, except for reproduction in daily press and regular printed publications on sale to the public within 60 days of the event related to those data/results and always provided that copyright symbol appears together as follows below.

© DORNA WSBK ORGANIZATION Srl 2019



TT Circuit Assen 4.542 m

Motul Dutch Round, 12-14 April 2019 Championship Standings

1 / 2

Points	Points From First	Points From Previous	February 24		March 17		April 7		April 14		May 12		June 9		June 23		July 7		July 14		September 8		September 24		October 13		October 26	
			PHILLIP ISLAND	PHILLIP ISLAND	BURIRAM	BURIRAM	ARAGON	ARAGON	ASSEN	ASSEN	IMOLA	IMOLA	JEREZ	JEREZ	MISANO	MISANO	DONINGTON PARK	DONINGTON PARK	LAGUNA SECA	LAGUNA SECA	PORTIMAO	PORTIMAO	MAGNY COURS	MAGNY COURS	VILLICUM	VILLICUM	LOSAIL	LOSAIL
1	BAUTISTA Alvaro (ESP)	211	25	25	25	25	25	25	25																			
2	REA Jonathan (GBR)	167	44	12	12	9	9	9	9																			
3	LOWES Alex (GBR)	113	98	54	13	11	16	16	13	11	13																	
4	VAN DER MARK Michael (NED)	95	116	18	11	13	13	13	10	8	16																	
5	HASLAM Leon (GBR)	85	126	10	1	16	11	11	7	13	11																	
6	MELANDRI Marco (ITA)	67	144	18	16	10	10	10	4	5	4																	
7	DAVIES Chaz (GBR)	65	146	2	6	9	1	2	16	16	9																	
8	CORTESE Sandro (GER)	59	152	6	8	8	9	9	9	6	3																	
9	SYKES Tom (GBR)	45	166	14	9	3	7	11	4	6																		
10	TORRES Jordi (ESP)	43	168	2	5	2	5	6	6	9	8																	
11	RAZGATLIOGLU Toprak (TUR)	39	172	4	10		6	7	8	7																		
12	RINALDI Michael Ruben (ITA)	35	176	4	7		8	8	3	7																		
13	LAVERTY Eugene (IRL)	29	182	6	4	7			1	10	2																	
14	REITERBERGER Markus (GER)	25	186	4	3	4	2	5	1	10																		
15	CAMIER Leon (GBR)	22	189	3	6	3	5	3	5																			
16	MERCADO Leandro (ARG)	11	200	11	2	5	4																					
17	KIYONARI Ryuichi (JPN)	10	201	1	1		4	2	2	1																		
18	DELBIANCO Alessandro (ITA)	3	208	7			3																					

14/04/2019 First Line: Race 1 & 2 - Second Line: Tissot Superpole Race

These data/results cannot be reproduced, stored and/or transmitted in whole or in part by any manner of electronic, mechanical, photocopying, recording, broadcasting or otherwise now known or herein after developed without the previous express consent by the copyright owner, except for reproduction in daily press and regular printed publications on sale to the public within 60 days of the event related to those data/results and always provided that copyright symbol appears together as follows below.

© DORNA WSBK ORGANIZATION Srl 2019

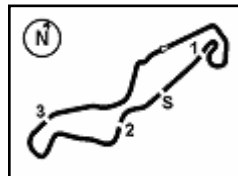
FICR PERUGIA TIMING



Official Tyre Supplier



Official Timekeeper



TT Circuit Assen 4.542 m

Motul Dutch Round, 12-14 April 2019 Championship Standings

2 / 2

Points	Points From First	Points From Previous	Independent Riders															
			February 24 PHILLIP ISLAND	March 17 BURIRAM	April 7 ARAGON	April 14 ASSEN	May 12 IMOLA	June 9 JEREZ	June 23 MISANO	July 7 DONINGTON PARK	July 14 LAGUNA SECA	September 8 PORTIMAO	September 24 MAGNY COURS	October 13 VILLICUM	October 26 LOSAIL			
1	MELANDRI Marco (ITA)	67	16 4	10 10	10 4	4 5	4 4											
2	CORTESE Sandro (GER)	59 8	8 3	8 8	9 9	9 3	6 1	3 1										
3	TORRES Jordi (ESP)	43 24 16	5 2	5 6	6 6	9 2	8 8											
4	RAZGATLIOGLU Toprak (TUR)	39 28 4	10 1	6 7	7 1	8 4	7 2											
5	RINALDI Michael Ruben (ITA)	35 32 4	7 2	8 8	3 7													
6	LAVERTY Eugene (IRL)	29 38 6	4 1	7 7		1 4	10 4	2										
7	MERCADO Leandro (ARG)	11 56 18	2 5	4 4														
8	DELBIANCO Alessandro (ITA)	3 64 8		3 3														

14/04/2019 First Line: Race 1 & 2 - Second Line: Tissot Superpole Race

These data/results cannot be reproduced, stored and/or transmitted in whole or in part by any manner of electronic, mechanical, photocopying, recording, broadcasting or otherwise now known or herein after developed without the previous express consent by the copyright owner, except for reproduction in daily press and regular printed publications on sale to the public within 60 days of the event related to those data/results and always provided that copyright symbol appears together as follows below.

© DORNA WSBK ORGANIZATION Srl 2019

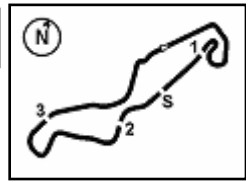
FICR PERUGIA TIMING



Official Tyre Supplier



Official Timekeeper



Motul Dutch Round, 12-14 April 2019 Manufacturers Standings

TT Circuit Assen 4.542 m

	Points	Points From First	Points From Previous	February 24		March 17		April 7		April 14	May 12	June 9	June 23	July 7	July 14	September 8	September 24	October 13	October 26	
				PHILLIP ISLAND	BURIRAM	ARAGON	ASSEN	IMOLA	JEREZ	MISANO	DONINGTON PARK	LAGUNA SECA	PORTIMAO	MAGNY COURS	VILLICUM	LOSAIL				
1 DUCATI	211			25 25 12	25 25 12	25 25 12	25													
2 KAWASAKI	167	44		20 20 9	20 20 9	20 20 9	20													
3 YAMAHA	121	90	46	16 13 6	16 16 7	13 11 7	16													
4 BMW	55	156	66	9 4	7 5	11 4 5	10													
5 HONDA	26	185	29	6	3 4	5 3	5													

14/04/2019 First Line: Race 1 & 2 - Second Line: Tissot Superpole Race

These data/results cannot be reproduced, stored and/or transmitted in whole or in part by any manner of electronic, mechanical, photocopying, recording, broadcasting or otherwise now known or herein after developed without the previous express consent by the copyright owner, except for reproduction in daily press and regular printed publications on sale to the public within 60 days of the event related to those data/results and always provided that copyright symbol appears together as follows below.

© DORNA WSBK ORGANIZATION Srl 2019

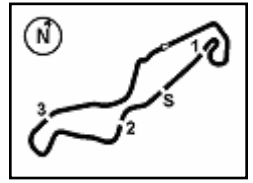
FIGR PERUGIA TIMING



Official Tyre Supplier



Official Timekeeper



TT Circuit Assen 4.542 m

Motul Dutch Round, 12-14 April 2019

Starting Grid - Race 2

21 Laps x 4,542 km = 95,382 km

Pos	No	Name	Team
1	19	BAUTISTA A.	Ducati
2	60	VAN DER MARK M.	Yamaha
3	28	REITERBERGER M.	BMW
4	22	LOWES A.	Yamaha
5	91	HASLAM L.	Kawasaki
6	66	SYKES T.	BMW
7	7	DAVIES C.	Ducati
8	1	REA J.	Kawasaki
9	54	RAZGATLIOGLU T.	Kawasaki
10	2	CAMIER L.	Honda
11	81	TORRES J.	Kawasaki
12	11	CORTESE S.	Yamaha
13	50	LAVERTY E.	Ducati
14	52	DELBIANCO A.	Honda
15	23	KIYONARI R.	Honda
16	33	MELANDRI M.	Yamaha
17	21	RINALDI M.	Ducati
18	80	BARBERA H.	Kawasaki

14/04/2019 The Race Director

These data/results cannot be reproduced, stored and/or transmitted in whole or in part by any manner of electronic, mechanical, photocopying, recording, broadcasting or otherwise now known or herein after developed without the previous express consent by the copyright owner, except for reproduction in daily press and regular printed publications on sale to the public within 60 days of the event related to those data/results and always provided that copyright symbol appears together as follows below.

© DORNA WSBK ORGANIZATION Srl 2019

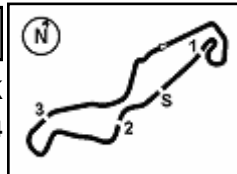
FIAT PERUGIA TIMING



Official Tyre Supplier



Official Timekeeper



Motul Dutch Round, 12-14 April 2019 Best Laps & Speeds

TT Circuit Assen 4.542 m

No.	Rider Bike	Nat	Best Lap		FP1		FP2		FP3		SP		RC1	
			LL	SPD	LL	SPD	LL	SPD	LL	SPD	LL	SPD	LL	SPD
1	19 A. BAUTISTA Ducati Panigale V4 R	ESP	1'34.740		1'35.915	294,2	1'35.547	293,4	1'36.028	294,2	1'34.740	300,8	1'34.949	295,8
2	60 M. VAN DER MARK Yamaha YZF R1	NED	1'34.822		1'35.763	292,6	1'35.445	291,1	1'37.285	284,9	1'34.822	295,0	1'35.315	288,7
3	28 M. REITERBERGER BMW S1000 RR	GER	1'34.828		1'36.012	283,4	1'35.442	282,7	1'35.973	288,7	1'34.828	292,6	1'35.036	288,0
4	22 A. LOWES Yamaha YZF R1	GBR	1'34.935		1'36.459	291,1	1'36.183	288,0	1'35.874	290,3	1'34.935	296,7	1'35.053	293,4
5	1 J. REA Kawasaki ZX-10RR	GBR	1'35.009		1'35.598	290,3	1'35.417	293,4	1'35.202	295,8	1'35.530	295,0	1'35.009	295,8
6	91 L. HASLAM Kawasaki ZX-10RR	GBR	1'35.086		1'36.317	293,4	1'35.427	295,8	1'36.094	292,6	1'35.086	297,5	1'35.133	297,5
7	66 T. SYKES BMW S1000 RR	GBR	1'35.155		1'35.789	288,0	1'35.414	287,2	1'35.621	288,7	1'35.155	291,1	1'35.674	291,1
8	7 C. DAVIES Ducati Panigale V4 R	GBR	1'35.288		1'35.970	295,0	1'35.813	294,2	1'36.884	292,6	1'35.288	300,0	1'35.727	299,1
9	54 T. RAZGATLIOGLU Kawasaki ZX-10RR	TUR	1'35.554		1'36.448	292,6	1'35.554	288,7	1'36.407	286,4	1'35.844	290,3	1'35.641	296,7
10	81 J. TORRES Kawasaki ZX-10RR	ESP	1'35.650		1'36.550	290,3	1'36.235	285,7	1'36.649	284,2	1'36.076	288,0	1'35.650	290,3
11	11 S. CORTESI Yamaha YZF R1	GER	1'35.703		1'38.072	288,7	1'35.703	291,1			1'36.175	293,4	1'36.158	293,4
12	2 L. CAMIER Honda CBR1000RR	GBR	1'35.920		1'37.223	285,7	1'36.457	288,0	1'37.041	289,5	1'35.920	292,6	1'36.288	292,6
13	33 M. MELANDRI Yamaha YZF R1	ITA	1'36.056		1'37.037	288,7	1'36.765	288,7	1'37.237	291,8	1'37.042	291,1	1'36.056	293,4
14	50 E. LAVERTY Ducati Panigale V4 R	IRL	1'36.197		1'37.503	294,2	1'36.197	295,8	1'37.356	294,2	1'36.222	292,6	1'37.166	292,6
15	80 H. BARBERA Kawasaki ZX-10RR	ESP	1'36.563		1'39.060	284,2	1'37.395	288,7	1'37.236	288,7	1'37.283	291,1	1'36.563	289,5
16	23 R. KIYONARI Honda CBR1000RR	JPN	1'36.723		1'37.859	291,8	1'37.262	288,0	1'37.220	291,8	1'36.879	291,1	1'36.723	291,8
17	52 A. DELBIANCO Honda CBR1000RR	ITA	1'36.828		1'40.025	275,5	1'37.901	277,6	1'38.548	277,6	1'36.828	284,2	1'36.852	284,2
18	21 M. RINALDI Ducati Panigale V4 R	ITA	1'37.039		1'39.081	293,4	1'37.405	291,8	1'37.612	291,8	1'37.221	295,8	1'37.039	296,7

14/04/2019

These data/results cannot be reproduced, stored and/or transmitted in whole or in part by any manner of electronic, mechanical, photocopying, recording, broadcasting or otherwise now known or herein after developed without the previous express consent by the copyright owner, except for reproduction in daily press and regular printed publications on sale to the public within 60 days of the event related to those data/results and always provided that copyright symbol appears together as follows below.

© DORNA WSBK ORGANIZATION Srl 2019

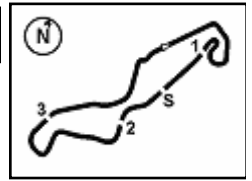
FIKIR PERUGIA TIMING



Official Tyre Supplier



Official Timekeeper



TT Circuit Assen 4.542 m

Motul Dutch Round, 12-14 April 2019
Pirelli Best Lap Award

Points	Points From First	Points From Previous	February 24	March 17	April 7	April 14	May 12	June 9	June 23	July 7	July 14	September 8	September 24	October 13	October 26
			PHILLIP ISLAND	BURIRAM	ARAGON	ASSEN	IMOLA	JEREZ	MISANO	DONINGTON PARK	LAGUNA SECA	PORTIMAO	MAGNY COURS	VILLICUM	LOSAIL
1 BAUTISTA Alvaro (ESP)	7		1 1	1 1	1 1	1									

14/04/2019 First Line: Race 1 & 2 - Second Line: Tissot Superpole Race

These data/results cannot be reproduced, stored and/or transmitted in whole or in part by any manner of electronic, mechanical, photocopying, recording, broadcasting or otherwise now known or herein after developed without the previous express consent by the copyright owner, except for reproduction in daily press and regular printed publications on sale to the public within 60 days of the event related to those data/results and always provided that copyright symbol appears together as follows below.

© DORNA WSBK ORGANIZATION Srl 2019

FKR PERUGIA TIMING



Official Tyre Supplier



Official Timekeeper