

TT Circuit Assen 4.542 m

1 / 2

Motul Dutch Round, 12-14 April 2019

Results Race 2

Laps 21 = 95,382 Km - Time of Race 33'28.682 - Avg. 170,946 km/h

Pos	Grid	No. Rider	Nat	Team	Bike	Class	LL	Gap	Rel.	Fastest Lap	Speed	Qualifying	Speed
1	1	19 A. BAUTISTA	ESP	ARUBA.IT Racing - Ducati	Ducati Panigale V4 R		21			1'34.564	303,4	1'34.740	300,8
2	2	60 M. VAN DER MARK	NED	Pata Yamaha WorldSBK Team	Yamaha YZF R1		21	4.688	4.688	1'34.767	295,9	1'34.822	295,1
3	8	1 J. REA	GBR	Kawasaki Racing Team WorldSBK	Kawasaki ZX-10RR		21	4.706	0.018	1'35.037	292,7	1'35.530	295,1
4	4	22 A. LOWES	GBR	Pata Yamaha WorldSBK Team	Yamaha YZF R1		21	10.073	5.367	1'35.302	300,0	1'34.935	296,7
5	7	7 C. DAVIES	GBR	ARUBA.IT Racing - Ducati	Ducati Panigale V4 R		21	13.667	3.594	1'35.256	303,4	1'35.288	300,0
6	3	28 M. REITERBERGER	GER	BMW Motorrad WorldSBK Team	BMW S1000 RR		21	15.373	1.706	1'35.553	293,5	1'34.828	292,7
7	6	66 T. SYKES	GBR	BMW Motorrad WorldSBK Team	BMW S1000 RR		21	15.387	0.014	1'35.582	291,1	1'35.155	287,2
8	5	91 L. HASLAM	GBR	Kawasaki Racing Team WorldSBK	Kawasaki ZX-10RR		21	20.915	5.528	1'35.390	299,2	1'35.086	296,7
9	9	54 T. RAZGATLIOGLU	TUR	Turkish Puccetti Racing	Kawasaki ZX-10RR	IND	21	22.922	2.007	1'35.619	291,9	1'35.844	290,3
10	11	81 J. TORRES	ESP	Team Pedercini Racing	Kawasaki ZX-10RR	IND	21	23.518	0.596	1'35.615	291,1	1'36.076	288,0
11	12	11 S. CORTESE	GER	GRT Yamaha WorldSBK	Yamaha YZF R1	IND	21	28.286	4.768	1'35.683	295,9	1'36.175	293,5
12	10	2 L. CAMIER	GBR	Moriwaki Althea Honda Team	Honda CBR1000RR		21	36.039	7.753	1'36.520	295,1	1'35.920	292,7
13	13	50 E. LAVERTY	IRL	Team Goeven	Ducati Panigale V4 R	IND	21	36.359	0.320	1'36.549	297,5	1'36.222	292,7
14	16	33 M. MELANDRI	ITA	GRT Yamaha WorldSBK	Yamaha YZF R1	IND	21	36.895	0.536	1'36.416	293,5	1'37.042	291,1
15	17	21 M. RINALDI	ITA	BARNI Racing Team	Ducati Panigale V4 R	IND	21	36.913	0.018	1'36.494	298,3	1'37.221	295,9
16	18	80 H. BARBERA	ESP	Orelac Racing VerdNatura	Kawasaki ZX-10RR	IND	21	37.095	0.182	1'36.605	291,1	1'37.283	291,1
17	14	52 A. DELBIANCO	ITA	Althea Mie Racing Team	Honda CBR1000RR	IND	21	1'10.200	33.105	1'36.915	287,2	1'36.828	282,7
-----Not Classified-----													
RET	15	23 R. KIYONARI	JPN	Moriwaki Althea Honda Team	Honda CBR1000RR		16	5 Laps		1'36.739	290,3	1'36.879	291,1

AIR	Humidity:	49%	Temp:	9°C
TRACK	Condition:	Dry	Temp:	17°C

Records	Pole (SP2)	2017	J.Rea	1'33.505	174,87 Km/h
	Race (RC1)	2017	J.Rea	1'34.880	172,34 Km/h
	All Times (SP2)	2017	J.Rea	1'33.505	174,87 Km/h
Race Fastest Lap	(New Record)	Lap 13	A.Bautista	1'34.564	172,91 Km/h

LAP LEADERS				
No. Rider	From	To	Laps	Total
1 J. REA	1	5	5	5
19 A. BAUTISTA	6	21	16	16

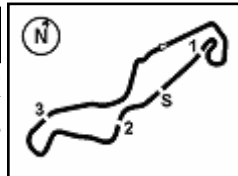
TOTAL LEADER LAPS		
No. Rider	Laps	
19 A. BAUTISTA	149	
1 J. REA	13	

Start 14:00 End 14:35 The results are provisional until the end of the time limit for protests and appeals and the completion of the technical checks.

14/04/2019 14:00 14:35 These data/results cannot be reproduced, stored and/or transmitted in whole or in part by any manner of electronic, mechanical, photocopying, recording, broadcasting or otherwise now known or herein after developed without the previous express consent by the copyright owner, except for reproduction in daily press and regular printed publications on sale to the public within 60 days of the event related to those data/results and always provided that copyright symbol appears together as follows below.

© DORNA WSBK ORGANIZATION Srl 2019





Motul Dutch Round, 12-14 April 2019 Results Race 2

Race Highlights

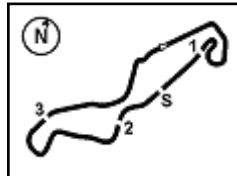
Time	No. Rider	Description
13.58.00		Warm-up Lap Start
14.00.26		Start
14.02.40		No Jump Start
14.16.49		New Lap Record
14.26.28	23 Kiyonari	Entered Pits
14.28.11	23 Kiyonari	Retired
14.35.05		End Of Session

14/04/2019 Start End The results are provisional until the end of the time limit for protests and appeals
14:00 14:35 and the completion of the technical checks.

These data/results cannot be reproduced, stored and/or transmitted in whole or in part by any manner of electronic, mechanical, photocopying, recording, broadcasting or otherwise now known or herein after developed without the previous express consent by the copyright owner, except for reproduction in daily press and regular printed publications on sale to the public within 60 days of the event related to those data/results and always provided that copyright symbol appears together as follows below.

© DORNA WSBK ORGANIZATION Srl 2019





TT Circuit Assen 4.542 m

1 / 4

Motul Dutch Round, 12-14 April 2019
Lap Chart Race 2

Lap																					
	1	2	3	4	5	6	7	8	9	10	11	12	13	14	15	16	17	18	19	20	21
1	1	1	1	1	1	19	19	19	19	19	19	19	19	19	19	19	19	19	19	19	19
2	19	19	19	19	19	7	1	1	1	1	1	1	1	1	1	1	1	1	60	60	60
3	60	91	60	60	7	60	7	7	22	22	22	22	60	60	60	60	60	60	1	1	1
4	91	60	91	7	60	1	60	22	60	60	60	60	22	22	22	22	22	22	22	22	22
5	22	22	22	91	22	22	22	60	7	7	7	7	7	7	7	7	7	7	7	7	7
6	7	7	7	22	91	91	91	91	91	91	91	91	91	91	91	91	91	28	28	28	28
7	28	28	28	28	28	28	28	28	28	28	28	28	28	28	28	28	28	91	66	66	66
8	54	54	54	54	54	54	66	66	66	66	66	66	66	66	66	66	66	66	91	91	91
9	66	66	66	66	66	66	81	81	81	81	81	81	81	81	81	81	81	81	81	54	54
10	81	81	81	81	81	81	54	54	54	54	54	54	54	54	54	54	54	54	54	81	81
11	11	11	11	11	11	11	11	11	11	11	11	11	11	11	11	11	11	11	11	11	11
12	33	2	2	2	33	33	33	33	33	33	33	33	2	2	2	2	50	50	2	2	2
13	2	33	50	33	2	50	50	50	50	50	2	2	33	50	50	50	2	2	50	50	50
14	50	50	33	50	50	2	2	2	2	50	50	50	33	33	33	33	33	33	33	33	33
15	21	21	21	21	21	21	21	21	21	21	21	21	21	21	21	21	21	21	21	21	21
16	52	52	52	52	52	80	80	80	80	80	80	80	80	80	80	80	80	80	80	80	80
17	23	23	23	80	80	80	52	52	52	23	23	23	23	23	23	52	52	52	52	52	52
18	80	80	80	23	23	23	23	23	23	23	52	52	52	52	52	23					

Final Result		
1	19 A. BAUTISTA	Laps 21
2	60 M. VAN DER MARK	4.688
3	1 J. REA	4.706
4	22 A. LOWES	10.073
5	7 C. DAVIES	13.667
6	28 M. REITERBERGER	15.373
7	66 T. SYKES	15.387
8	91 L. HASLAM	20.915
9	54 T. RAZGATLIOGLU	22.922
10	81 J. TORRES	23.518
11	11 S. CORTESE	28.286
12	2 L. CAMIER	36.039
13	50 E. LAVERTY	36.359
14	33 M. MELANDRI	36.895
15	21 M. RINALDI	36.913
16	80 H. BARBERA	37.095
17	52 A. DELBIANCO	1'10.200
RET	23 R. KIYONARI	5 Laps

14/04/2019

These data/results cannot be reproduced, stored and/or transmitted in whole or in part by any manner of electronic, mechanical, photocopying, recording, broadcasting or otherwise now known or herein after developed without the previous express consent by the copyright owner, except for reproduction in daily press and regular printed publications on sale to the public within 60 days of the event related to those data/results and always provided that copyright symbol appears together as follows below.

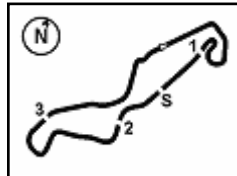
© DORNA WSBK ORGANIZATION Srl 2019

FCR PERUGIA TIMING


Official Tyre Supplier



Official Timekeeper



TT Circuit Assen 4.542 m

3 / 4

Motul Dutch Round, 12-14 April 2019
Lap Chart Race 2

17	23	R.Kiyonari	33.350	13	50	E.Lavery	33.029
18	52	A.Delbianco	40.091	14	33	M.Melandri	33.236

Lap 16	
--------	--

1	19	A.Bautista	25'30.467
2	1	J.Rea	3.537
3	60	M.van der Mark	4.236
4	22	A.Lowes	5.531
5	7	C.Davies	9.459
6	91	L.Haslam	9.666
7	28	M.Reiterberger	10.010
8	66	T.Sykes	12.058
9	81	J.Torres	15.778
10	54	T.Razgattioglu	16.201
11	11	S.Cortese	16.717
12	2	L.Camier	26.796
13	50	E.Lavery	27.093
14	33	M.Melandri	27.266
15	21	M.Rinaldi	27.765
16	80	H.Barbera	29.215
17	52	A.Delbianco	44.935
18	23	R.Kiyonari	51.970

Lap 17	
--------	--

1	19	A.Bautista	27'05.671
2	1	J.Rea	4.116
3	60	M.van der Mark	4.367
4	22	A.Lowes	6.266
5	7	C.Davies	10.278
6	91	L.Haslam	11.677
7	28	M.Reiterberger	11.773
8	66	T.Sykes	13.504
9	81	J.Torres	17.397
10	54	T.Razgattioglu	17.596
11	11	S.Cortese	18.285
12	50	E.Lavery	29.403
13	2	L.Camier	29.727
14	33	M.Melandri	29.831
15	21	M.Rinaldi	30.094
16	80	H.Barbera	31.137
17	52	A.Delbianco	49.665

Lap 18	
--------	--

1	19	A.Bautista	28'41.039
2	1	J.Rea	4.672
3	60	M.van der Mark	4.793
4	22	A.Lowes	7.036
5	7	C.Davies	11.379
6	28	M.Reiterberger	13.404
7	91	L.Haslam	14.781
8	66	T.Sykes	14.810
9	81	J.Torres	19.081
10	54	T.Razgattioglu	19.551
11	11	S.Cortese	20.260
12	50	E.Lavery	31.254
13	2	L.Camier	31.468
14	33	M.Melandri	31.744
15	21	M.Rinaldi	32.288
16	80	H.Barbera	32.909
17	52	A.Delbianco	54.577

Lap 19	
--------	--

1	19	A.Bautista	30'16.728
2	60	M.van der Mark	4.828
3	1	J.Rea	5.032
4	22	A.Lowes	8.287
5	7	C.Davies	12.203
6	28	M.Reiterberger	14.263
7	66	T.Sykes	15.448
8	91	L.Haslam	17.150
9	81	J.Torres	20.604
10	54	T.Razgattioglu	20.711
11	11	S.Cortese	22.010
12	2	L.Camier	32.830

Lap 20	
--------	--

1	19	A.Bautista	31'52.369
2	60	M.van der Mark	4.747
3	1	J.Rea	4.980
4	22	A.Lowes	9.348
5	7	C.Davies	12.968
6	28	M.Reiterberger	15.004
7	66	T.Sykes	15.760
8	91	L.Haslam	19.364
9	54	T.Razgattioglu	21.937
10	81	J.Torres	22.722
11	11	S.Cortese	24.895
12	2	L.Camier	34.733
13	50	E.Lavery	34.912
14	33	M.Melandri	35.086
15	21	M.Rinaldi	35.454
16	80	H.Barbera	35.953
17	52	A.Delbianco	1'04.854

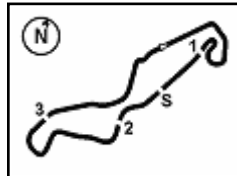
Lap 21	
--------	--

1	19	A.Bautista	33'28.682
2	60	M.van der Mark	4.688
3	1	J.Rea	4.706
4	22	A.Lowes	10.073
5	7	C.Davies	13.667
6	28	M.Reiterberger	15.373
7	66	T.Sykes	15.387
8	91	L.Haslam	20.915
9	54	T.Razgattioglu	22.922
10	81	J.Torres	23.518
11	11	S.Cortese	28.286
12	2	L.Camier	36.039
13	50	E.Lavery	36.359
14	33	M.Melandri	36.895
15	21	M.Rinaldi	36.913
16	80	H.Barbera	37.095
17	52	A.Delbianco	1'10.200

14/04/2019

These data/results cannot be reproduced, stored and/or transmitted in whole or in part by any manner of electronic, mechanical, photocopying, recording, broadcasting or otherwise now known or herein after developed without the previous express consent by the copyright owner, except for reproduction in daily press and regular printed publications on sale to the public within 60 days of the event related to those data/results and always provided that copyright symbol appears together as follows below.

© DORNA WSBK ORGANIZATION Srl 2019


Motul Dutch Round, 12-14 April 2019
Lap Chart Race 2
Race Pace Comparison

	19 Bau	60 vdM	1 Rea	22 Low	7 Dav	28 Rei	66 Syk	91 Has	54 Raz	81 Tor	11 Cor	2 Cam	50 Lav	33 Mel
1	1'40.706	1'40.815	1'40.512	1'41.151	1'41.626	1'41.846	1'42.490	1'41.023	1'42.066	1'43.020	1'43.403	1'43.930	1'44.191	1'43.411
2	1'36.099	1'36.258	1'36.066	1'36.107	1'35.815	1'35.932	1'36.654	1'35.992	1'36.405	1'36.173	1'36.148	1'36.744	1'36.804	1'37.491
3	1'36.054	1'35.869	1'36.191	1'35.990	1'35.971	1'35.999	1'35.832	1'36.126	1'36.053	1'36.076	1'36.386	1'36.780	1'36.600	1'36.904
4	1'36.061	1'36.081	1'35.983	1'36.326	1'35.813	1'36.146	1'35.723	1'36.369	1'35.864	1'35.660	1'35.683	1'36.966	1'37.313	1'36.802
5	1'35.733	1'35.835	1'35.690	1'35.638	1'35.506	1'35.744	1'35.582	1'35.920	1'35.619	1'35.615	1'35.720	1'37.235	1'36.876	1'36.993
6	1'35.454	1'36.121	1'36.618	1'35.895	1'35.846	1'36.085	1'35.866	1'35.845	1'35.821	1'35.904	1'35.743	1'37.621	1'37.243	1'37.165
7	1'35.268	1'35.641	1'35.253	1'35.516	1'35.973	1'35.987	1'36.321	1'35.669	1'37.696	1'36.262	1'36.764	1'36.596	1'36.637	1'36.416
8	1'34.914	1'35.528	1'35.074	1'35.304	1'35.256	1'35.916	1'36.094	1'35.390	1'35.931	1'36.094	1'36.094	1'36.654	1'36.549	1'36.613
9	1'35.352	1'35.828	1'35.037	1'35.407	1'36.235	1'35.569	1'35.973	1'35.806	1'36.171	1'36.043	1'36.169	1'36.520	1'36.563	1'36.735
10	1'34.797	1'35.875	1'35.062	1'35.382	1'36.009	1'35.749	1'35.908	1'36.021	1'36.362	1'36.331	1'36.268	1'36.575	1'36.641	1'36.427
11	1'34.970	1'34.767	1'35.068	1'35.425	1'35.788	1'36.031	1'35.989	1'36.309	1'35.901	1'36.152	1'35.963	1'36.631	1'37.051	1'36.997
12	1'34.884	1'35.317	1'35.068	1'35.673	1'35.975	1'35.851	1'35.827	1'35.940	1'36.235	1'36.296	1'36.315	1'36.749	1'36.935	1'36.717
13	1'34.564	1'35.187	1'35.339	1'35.521	1'35.907	1'35.553	1'35.902	1'35.609	1'36.325	1'36.411	1'36.155	1'36.701	1'36.651	1'37.239
14	1'35.268	1'35.053	1'35.704	1'35.302	1'35.991	1'35.921	1'36.209	1'35.812	1'36.442	1'36.495	1'36.788	1'37.079	1'36.966	1'37.338
15	1'35.062	1'35.393	1'35.677	1'35.474	1'36.322	1'36.053	1'36.208	1'36.286	1'36.675	1'36.882	1'36.713	1'37.241	1'37.233	1'37.204
16	1'35.281	1'35.135	1'35.662	1'35.887	1'35.893	1'36.095	1'35.947	1'36.016	1'37.102	1'36.831	1'36.872	1'37.241	1'37.307	1'37.281
17	1'35.204	1'35.335	1'35.783	1'35.939	1'36.023	1'36.967	1'36.650	1'37.215	1'36.599	1'36.823	1'36.772	1'38.135	1'37.514	1'37.769
18	1'35.368	1'35.794	1'35.924	1'36.138	1'36.469	1'36.999	1'36.674	1'38.472	1'37.323	1'37.052	1'37.343	1'37.109	1'37.219	1'37.281
19	1'35.689	1'35.724	1'36.049	1'36.940	1'36.513	1'36.548	1'36.327	1'38.058	1'36.849	1'37.212	1'37.439	1'37.051	1'37.464	1'37.181
20	1'35.641	1'35.560	1'35.589	1'36.702	1'36.406	1'36.382	1'35.953	1'37.855	1'36.867	1'37.759	1'38.526	1'37.544	1'37.524	1'37.491
21	1'36.313	1'36.254	1'36.039	1'37.038	1'37.012	1'36.682	1'35.940	1'37.864	1'37.298	1'37.109	1'39.704	1'37.619	1'37.760	1'38.122

	21 Rin	80 Bar	52 Del	23 Kiy
1	1'44.340	1'45.030	1'44.504	1'44.669
2	1'37.104	1'37.337	1'37.213	1'37.501
3	1'36.846	1'37.202	1'37.021	1'37.227
4	1'37.142	1'36.955	1'36.974	1'37.591
5	1'36.683	1'36.636	1'36.915	1'37.195
6	1'37.559	1'36.905	1'37.261	1'37.149
7	1'37.007	1'37.490	1'37.880	1'36.739
8	1'36.798	1'36.671	1'37.028	1'36.951
9	1'36.744	1'36.759	1'37.295	1'37.420
10	1'36.592	1'36.605	1'37.637	1'37.686
11	1'36.494	1'37.044	1'38.113	1'37.417
12	1'36.868	1'36.861	1'38.112	1'37.322
13	1'36.761	1'37.154	1'39.678	1'37.342
14	1'37.022	1'36.774	1'39.802	1'37.780
15	1'36.959	1'37.245	1'39.844	1'38.547
16	1'37.313	1'37.014	1'40.125	1'53.901
17	1'37.533	1'37.126	1'39.934	
18	1'37.562	1'37.140	1'40.280	
19	1'37.102	1'37.205	1'40.745	
20	1'37.394	1'37.169	1'40.862	
21	1'37.772	1'37.455	1'41.659	

14/04/2019

These data/results cannot be reproduced, stored and/or transmitted in whole or in part by any manner of electronic, mechanical, photocopying, recording, broadcasting or otherwise now known or herein after developed without the previous express consent by the copyright owner, except for reproduction in daily press and regular printed publications on sale to the public within 60 days of the event related to those data/results and always provided that copyright symbol appears together as follows below.

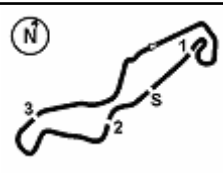
© DORNA WSBK ORGANIZATION Srl 2019

FCR PERUGIA TIMING


Official Tyre Supplier



Official Timekeeper



TT Circuit Assen 4.542 m

Motul Dutch Round, 12-14 April 2019 Best Sectors & Speed Race 2

RESULTS

1	19 A. BAUTISTA	Ducati Panigale V4 R	Laps 21
2	60 M. VAN DER MARK	Yamaha YZF R1	4.688
3	1 J. REA	Kawasaki ZX-10RR	4.706
4	22 A. LOWES	Yamaha YZF R1	10.073
5	7 C. DAVIES	Ducati Panigale V4 R	13.667
6	28 M. REITERBERGER	BMW S1000 RR	15.373
7	66 T. SYKES	BMW S1000 RR	15.387
8	91 L. HASLAM	Kawasaki ZX-10RR	20.915
9	54 T. RAZGATLIOGLU	Kawasaki ZX-10RR	22.922
10	81 J. TORRES	Kawasaki ZX-10RR	23.518
11	11 S. CORTESE	Yamaha YZF R1	28.286
12	2 L. CAMIER	Honda CBR1000RR	36.039
13	50 E. LAVERTY	Ducati Panigale V4 R	36.359
14	33 M. MELANDRI	Yamaha YZF R1	36.895
15	21 M. RINALDI	Ducati Panigale V4 R	36.913
16	80 H. BARBERA	Kawasaki ZX-10RR	37.095
17	52 A. DELBIANCO	Honda CBR1000RR	1'10.200
RET	23 R. KIYONARI	Honda CBR1000RR	5 Laps

SPEED

1	7 C. DAVIES	Ducati Panigale V4 R	303,4
2	19 A. BAUTISTA	Ducati Panigale V4 R	303,4
3	22 A. LOWES	Yamaha YZF R1	300,0
4	91 L. HASLAM	Kawasaki ZX-10RR	299,2
5	21 M. RINALDI	Ducati Panigale V4 R	298,3
6	50 E. LAVERTY	Ducati Panigale V4 R	297,5
7	11 S. CORTESE	Yamaha YZF R1	295,9
8	60 M. VAN DER MARK	Yamaha YZF R1	295,9
9	2 L. CAMIER	Honda CBR1000RR	295,1
10	33 M. MELANDRI	Yamaha YZF R1	293,5
11	28 M. REITERBERGER	BMW S1000 RR	293,5
12	1 J. REA	Kawasaki ZX-10RR	292,7
13	54 T. RAZGATLIOGLU	Kawasaki ZX-10RR	291,9
14	66 T. SYKES	BMW S1000 RR	291,1
15	81 J. TORRES	Kawasaki ZX-10RR	291,1
16	80 H. BARBERA	Kawasaki ZX-10RR	291,1
17	23 R. KIYONARI	Honda CBR1000RR	290,3
18	52 A. DELBIANCO	Honda CBR1000RR	287,2

SEG. 1

1	1 J. REA	31.088
2	19 A. BAUTISTA	31.104
3	60 M. VAN DER MARK	31.260
4	22 A. LOWES	31.284
5	7 C. DAVIES	31.311
6	11 S. CORTESE	31.375
7	91 L. HASLAM	31.418
8	28 M. REITERBERGER	31.445
9	81 J. TORRES	31.459
10	33 M. MELANDRI	31.503
11	54 T. RAZGATLIOGLU	31.508
12	66 T. SYKES	31.524
13	50 E. LAVERTY	31.609
14	21 M. RINALDI	31.626
15	2 L. CAMIER	31.653
16	80 H. BARBERA	31.714
17	52 A. DELBIANCO	31.814
18	23 R. KIYONARI	31.820

SEG. 2

1	19 A. BAUTISTA	14.021
2	91 L. HASLAM	14.125
3	1 J. REA	14.136
4	60 M. VAN DER MARK	14.142
5	7 C. DAVIES	14.187
6	22 A. LOWES	14.190
7	66 T. SYKES	14.208
8	28 M. REITERBERGER	14.228
9	54 T. RAZGATLIOGLU	14.310
10	81 J. TORRES	14.313
11	11 S. CORTESE	14.346
12	50 E. LAVERTY	14.349
13	2 L. CAMIER	14.382
14	33 M. MELANDRI	14.413
15	21 M. RINALDI	14.414
16	23 R. KIYONARI	14.436
17	80 H. BARBERA	14.449
18	52 A. DELBIANCO	14.689

SEG. 3

1	22 A. LOWES	27.558
2	19 A. BAUTISTA	27.558
3	60 M. VAN DER MARK	27.573
4	11 S. CORTESE	27.584
5	28 M. REITERBERGER	27.603
6	91 L. HASLAM	27.637
7	1 J. REA	27.653
8	7 C. DAVIES	27.666
9	81 J. TORRES	27.690
10	54 T. RAZGATLIOGLU	27.779
11	66 T. SYKES	27.850
12	21 M. RINALDI	27.857
13	33 M. MELANDRI	27.875
14	52 A. DELBIANCO	27.889
15	80 H. BARBERA	27.908
16	50 E. LAVERTY	27.912
17	2 L. CAMIER	27.938
18	23 R. KIYONARI	27.986

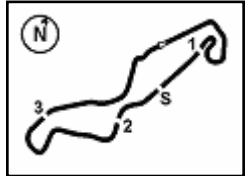
SEG. 4

1	60 M. VAN DER MARK	21.761
2	19 A. BAUTISTA	21.803
3	1 J. REA	21.827
4	91 L. HASLAM	21.837
5	66 T. SYKES	21.918
6	22 A. LOWES	21.919
7	7 C. DAVIES	21.939
8	54 T. RAZGATLIOGLU	21.948
9	28 M. REITERBERGER	21.973
10	81 J. TORRES	22.033
11	11 S. CORTESE	22.094
12	2 L. CAMIER	22.216
13	50 E. LAVERTY	22.261
14	80 H. BARBERA	22.291
15	23 R. KIYONARI	22.297
16	52 A. DELBIANCO	22.302
17	33 M. MELANDRI	22.320
18	21 M. RINALDI	22.345

14/04/2019

These data/results cannot be reproduced, stored and/or transmitted in whole or in part by any manner of electronic, mechanical, photocopying, recording, broadcasting or otherwise now known or herein after developed without the previous express consent by the copyright owner, except for reproduction in daily press and regular printed publications on sale to the public within 60 days of the event related to those data/results and always provided that copyright symbol appears together as follows below.

© DORNA WSBK ORGANIZATION Srl 2019



Motul Dutch Round, 12-14 April 2019 Chronological Analysis Race 2

TT Circuit Assen 4.542 m

Start at 14:00'19.822

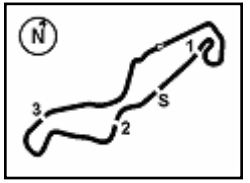
1 / 4

1° 19 A. BAUTISTA (1'34.564)								4° 22 A. LOWES (1'35.302)							
Lap	Seg.1	Seg.2	Seg.3	Seg.4	Lap Time	km/h	Local Time	Lap	Seg.1	Seg.2	Seg.3	Seg.4	Lap Time	km/h	Local Time
1		14.356	27.834	22.333	1'40.706	293,5	14:02'00.528	15	31.414	14.293	27.984	22.066	1'35.704	287,2	14:22'42.487
2	31.700	14.386	27.673	22.340	1'36.099	292,7	14:03'36.627	16	31.376	14.271	27.861	22.154	1'35.662	292,7	14:25'53.826
3	31.533	14.278	28.001	22.242	1'36.054	292,7	14:05'12.681	17	31.390	14.317	27.969	22.107	1'35.783	291,1	14:27'29.609
4	31.705	14.214	27.998	22.144	1'36.061	293,5	14:06'48.742	18	31.485	14.282	28.097	22.060	1'35.924	289,5	14:29'05.533
5	31.607	14.110	27.788	22.228	1'35.733	295,1	14:08'24.475	19	31.396	14.234	28.054	22.365	1'36.049	289,5	14:30'41.582
6	31.493	14.145	27.806	22.010	1'35.454	303,4	14:09'59.929	20	31.544	14.162	28.056	21.827	1'35.589	292,7	14:32'17.171
7	31.375	14.135	27.746	22.012	1'35.268	293,5	14:11'35.197	21	31.529	14.213	28.448	21.849	1'36.039	289,5	14:33'53.210
8	31.311	14.099	27.558	21.946	1'34.914	292,7	14:13'10.111	Race Time 33'33.388							
9	31.409	14.117	27.795	22.031	1'35.352	295,1	14:14'45.463	5° 7 C. DAVIES (1'35.256)							
10	31.252	14.092	27.595	21.858	1'34.797	291,9	14:16'20.260	Lap	Seg.1	Seg.2	Seg.3	Seg.4	Lap Time	km/h	Local Time
11	31.381	14.021	27.706	21.862	1'34.970	294,3	14:17'55.230	1		14.455	27.975	22.091	1'41.151	288,8	14:02'00.973
12	31.373	14.105	27.561	21.845	1'34.884	291,9	14:19'30.114	2	31.596	14.559	27.739	22.213	1'36.107	291,1	14:03'37.080
13	31.104	14.036	27.621	21.803	1'34.564	295,9	14:21'04.678	3	31.859	14.280	27.740	22.111	1'35.990	293,5	14:05'13.070
14	31.304	14.058	27.754	22.152	1'35.268	295,1	14:22'39.946	4	31.782	14.317	27.951	22.276	1'36.326	295,1	14:06'49.396
15	31.285	14.078	27.768	21.931	1'35.062	295,1	14:24'15.008	5	31.453	14.312	27.701	22.172	1'35.638	289,5	14:08'25.034
16	31.282	14.179	27.787	22.033	1'35.281	300,0	14:25'50.289	6	31.404	14.276	27.805	22.410	1'35.895	300,0	14:10'00.929
17	31.360	14.148	27.752	21.944	1'35.204	296,7	14:27'25.493	7	31.750	14.262	27.558	21.946	1'35.516	291,9	14:11'36.445
18	31.502	14.140	27.758	21.968	1'35.368	295,9	14:29'00.861	8	31.464	14.200	27.689	21.951	1'35.304	296,7	14:13'11.749
19	31.405	14.226	27.892	22.166	1'35.689	297,5	14:30'36.550	9	31.397	14.280	27.807	21.923	1'35.407	286,5	14:14'47.156
20	31.552	14.209	27.846	22.034	1'35.641	294,3	14:32'12.191	10	31.284	14.190	27.894	22.014	1'35.382	287,2	14:16'22.538
21	31.560	14.111	28.021	22.621	1'36.313	291,9	14:33'48.504	11	31.350	14.286	27.753	22.036	1'35.425	290,3	14:17'57.963
Race Time 33'28.682								12	31.432	14.320	27.830	22.091	1'35.673	286,5	14:19'33.636
								13	31.671	14.285	27.646	21.919	1'35.521	295,1	14:21'09.157
								14	31.352	14.231	27.790	21.929	1'35.302	289,5	14:22'44.459
								15	31.325	14.194	27.998	21.957	1'35.474	291,9	14:24'19.933
								16	31.543	14.233	27.937	22.174	1'35.887	287,2	14:25'55.820
								17	31.495	14.323	27.984	22.137	1'35.939	288,0	14:27'31.759
								18	31.584	14.356	27.944	22.254	1'36.138	295,9	14:29'07.897
								19	31.737	14.367	28.070	22.766	1'36.940	286,5	14:30'44.837
								20	31.838	14.472	28.151	22.241	1'36.702	284,2	14:32'21.539
								21	31.755	14.514	28.298	22.471	1'37.038	286,5	14:33'58.577
								Race Time 33'38.755							
2° 60 M. VAN DER MARK (1'34.767)								6° 28 M. REITERBERGER (1'35.553)							
Lap	Seg.1	Seg.2	Seg.3	Seg.4	Lap Time	km/h	Local Time	Lap	Seg.1	Seg.2	Seg.3	Seg.4	Lap Time	km/h	Local Time
1		14.483	27.648	22.367	1'40.815	285,7	14:02'00.637	1		14.399	27.754	22.393	1'41.846	288,8	14:02'01.668
2	31.664	14.718	27.683	22.193	1'36.258	284,2	14:03'36.895	2	31.610	14.241	27.687	22.394	1'35.932	289,5	14:03'37.600
3	31.374	14.354	27.905	22.236	1'35.869	286,5	14:05'12.764	3	31.652	14.308	27.642	22.397	1'35.999	290,3	14:05'13.599
4	31.679	14.388	27.838	22.176	1'36.081	287,2	14:06'48.845	4	31.777	14.265	27.677	22.427	1'36.146	290,3	14:06'49.745
5	31.568	14.519	27.676	22.072	1'35.835	286,5	14:08'24.680								
6	31.522	14.272	27.963	22.364	1'36.121	295,9	14:10'00.801								
7	31.714	14.205	27.580	22.142	1'35.641	288,0	14:11'36.442								
8	31.693	14.240	27.592	22.003	1'35.528	292,7	14:13'11.970								
9	31.566	14.266	27.670	22.326	1'35.828	291,9	14:14'47.798								
10	31.998	14.192	27.601	22.084	1'35.875	291,1	14:16'23.673								
11	31.260	14.142	27.604	21.761	1'34.767	288,0	14:17'58.440								
12	31.536	14.237	27.626	21.918	1'35.317	288,8	14:19'33.757								
13	31.363	14.281	27.573	21.970	1'35.187	290,3	14:21'08.944								
14	31.264	14.265	27.628	21.896	1'35.053	288,0	14:22'43.997								
15	31.421	14.258	27.821	21.893	1'35.393	286,5	14:24'19.390								
16	31.401	14.279	27.685	21.770	1'35.135	285,7	14:25'54.525								
17	31.383	14.253	27.819	21.880	1'35.335	289,5	14:27'29.860								
18	31.498	14.276	27.928	22.092	1'35.794	289,5	14:29'05.654								
19	31.527	14.346	27.809	22.042	1'35.724	290,3	14:30'41.378								
20	31.309	14.327	28.003	21.921	1'35.560	284,2	14:32'16.938								
21	31.413	14.302	28.441	22.098	1'36.254	282,0	14:33'53.192								
Race Time 33'33.370															
3° 1 J. REA (1'35.037)															
Lap	Seg.1	Seg.2	Seg.3	Seg.4	Lap Time	km/h	Local Time								
1		14.380	27.968	22.232	1'40.512	288,8	14:02'00.334								
2	31.519	14.426	27.924	22.197	1'36.066	288,8	14:03'36.400								
3	31.557	14.410	28.005	22.219	1'36.191	291,1	14:05'12.591								
4	31.501	14.403	28.018	22.061	1'35.983	287,2	14:06'48.574								
5	31.384	14.311	27.883	22.112	1'35.690	290,3	14:08'24.264								
6	31.504	14.346	28.222	22.546	1'36.618	288,0	14:10'00.882								
7	31.352	14.162	27.690	22.049	1'35.253	292,7	14:11'36.135								
8	31.351	14.155	27.653	21.915	1'35.074	288,8	14:13'11.209								
9	31.162	14.188	27.680	22.007	1'35.037	291,9	14:14'46.246								
10	31.222	14.136	27.657	22.047	1'35.062	288,0	14:16'21.308								
11	31.265	14.220	27.723	21.860	1'35.068	289,5	14:17'56.376								
12	31.088	14.219	27.744	22.017	1'35.068	292,7	14:19'31.444								
13	31.238	14.216	27.811	22.074	1'35.339	289,5	14:21'06.783								

14/04/2019 P = Pits In/Out - C = Lap Time Cancelled

These data/results cannot be reproduced, stored and/or transmitted in whole or in part by any manner of electronic, mechanical, photocopying, recording, broadcasting or otherwise now known or herein after developed without the previous express consent by the copyright owner, except for reproduction in daily press and regular printed publications on sale to the public within 60 days of the event related to those data/results and always provided that copyright symbol appears together as follows below.

© DORNA WSBK ORGANIZATION Srl 2019



Motul Dutch Round, 12-14 April 2019 Chronological Analysis Race 2

TT Circuit Assen 4.542 m

Start at 14:00'19.822

2 / 4

9° 54 T. RAZGATLIOGLU (1'35.619)											
Lap	Seg.1	Seg.2	Seg.3	Seg.4	Lap Time	km/h	Local Time				
1					14.519	27.874	22.168	1'42.066	291,1	14:02'01.888	
2	31.605				14.310	28.474	22.016	1'36.405	291,1	14:03'38.293	
3	31.544				14.576	27.901	22.032	1'36.053	279,1	14:05'14.346	
4	31.568				14.395	27.951	21.950	1'35.864	288,0	14:06'50.210	
5	31.539				14.318	27.779	21.983	1'35.619	289,5	14:08'25.829	
6	31.511				14.402	27.920	21.988	1'35.821	291,1	14:10'01.650	
7	32.879				14.364	28.211	22.242	1'37.696	291,1	14:11'39.346	
8	31.508				14.431	28.009	21.983	1'35.931	288,0	14:13'15.277	
9	31.638				14.383	28.050	22.100	1'36.171	286,5	14:14'51.448	
10	31.548				14.492	28.234	22.088	1'36.362	287,2	14:16'27.810	
11	31.539				14.414	28.000	22.194	1'35.901	284,2	14:18'03.711	
12	31.627				14.501	28.024	22.083	1'36.235	285,7	14:19'39.946	
13	31.560				14.377	28.050	22.338	1'36.325	290,3	14:21'16.271	
14	31.811				14.483	28.107	22.041	1'36.442	287,2	14:22'52.713	
15	31.675				14.618	28.200	22.182	1'36.675	291,9	14:24'29.388	
16	31.864				14.523	28.379	22.336	1'37.102	291,1	14:26'06.490	
17	31.718				14.521	28.225	22.135	1'36.599	284,2	14:27'43.089	
18	32.017				14.552	28.447	22.307	1'37.323	286,5	14:29'20.412	
19	31.680				14.697	28.291	22.181	1'36.849	286,5	14:30'57.261	
20	31.807				14.506	28.324	22.230	1'36.867	286,5	14:32'34.128	
21	31.817				14.573	28.512	22.396	1'37.298	284,2	14:34'11.426	
Race Time 33'44.055											

7° 66 T. SYKES (1'35.582)												
Lap	Seg.1	Seg.2	Seg.3	Seg.4	Lap Time	km/h	Local Time					
1		14.548	28.100	22.258	1'42.490	287,2	14:02'02.312					
2	31.597	14.235	28.459	22.363	1'36.654	288,8	14:03'38.966					
3	31.586	14.402	27.850	21.994	1'35.832	282,0	14:05'14.798					
4	31.551	14.266	27.884	22.022	1'35.723	291,1	14:06'50.521					
5	31.528	14.208	27.928	21.918	1'35.582	291,1	14:08'26.103					
6	31.593	14.316	27.951	22.006	1'35.866	289,5	14:10'01.969					
7	31.856	14.229	28.102	22.134	1'36.321	290,3	14:11'38.290					
8	31.703	14.314	28.055	22.022	1'36.094	288,8	14:13'14.384					
9	31.621	14.312	28.027	22.013	1'35.973	286,5	14:14'50.357					
10	31.561	14.322	27.949	22.076	1'35.908	283,5	14:16'26.265					
11	31.639	14.370	28.011	21.969	1'35.989	285,7	14:18'02.254					
12	31.579	14.283	27.958	22.007	1'35.827	288,0	14:19'38.081					
13	31.561	14.340	27.962	22.039	1'35.902	288,0	14:21'13.983					
14	31.690	14.367	28.097	22.055	1'36.209	286,5	14:22'50.192					
15	31.629	14.370	28.126	22.083	1'36.208	286,5	14:24'26.400					
16	31.524	14.383	28.023	22.017	1'35.947	283,5	14:26'02.347					
17	31.651	14.645	28.199	22.155	1'36.650	287,2	14:27'38.997					
18	31.700	14.391	28.205	22.378	1'36.674	286,5	14:29'15.671					
19	31.683	14.410	28.149	22.085	1'36.327	285,7	14:30'51.998					
20	31.623	14.301	28.022	22.007	1'35.953	287,2	14:32'27.951					
21	31.527	14.289	27.993	22.131	1'35.940	283,5	14:34'03.891					
Race Time 33'44.069												

8° 91 L. HASLAM (1'35.390)												
Lap	Seg.1	Seg.2	Seg.3	Seg.4	Lap Time	km/h	Local Time					
1		14.389	28.051	22.079	1'41.023	289,5	14:02'00.845					
2	31.608	14.401	27.637	22.346	1'35.992	289,5	14:03'36.837					
3	31.738	14.276	27.771	22.341	1'36.126	294,3	14:05'12.963					
4	31.686	14.336	27.846	22.501	1'36.369	289,5	14:06'49.332					
5	31.802	14.170	27.725	22.223	1'35.920	295,9	14:08'25.252					
6	31.511	14.185	27.686	22.463	1'35.845	299,2	14:10'01.097					
7	31.819	14.261	27.664	21.925	1'35.669	295,1	14:11'36.766					
8	31.553	14.188	27.812	21.837	1'35.390	292,7	14:13'12.156					
9	31.630	14.125	27.687	22.364	1'35.806	294,3	14:14'47.962					
10	31.636	14.133	27.704	22.548	1'36.021	291,1	14:16'23.983					
11	31.661	14.174	27.708	22.766	1'36.309	294,3	14:18'00.292					
12	31.617	14.329	27.922	22.072	1'35.940	291,9	14:19'36.232					
13	31.418	14.261	28.028	21.902	1'35.609	291,9	14:21'11.841					
14	31.469	14.227	27.925	22.191	1'35.812	293,5	14:22'47.653					
15	31.681	14.303	28.053	22.249	1'36.286	293,5	14:24'23.939					
16	31.689	14.338	28.009	21.980	1'36.016	295,1	14:25'59.955					
17	31.753	14.510	28.570	22.382	1'37.215	291,1	14:27'37.170					
18	32.159	14.485	29.006	22.822	1'38.472	288,0	14:29'15.642					
19	32.437	14.508	28.588	22.525	1'38.058	290,3	14:30'53.700					

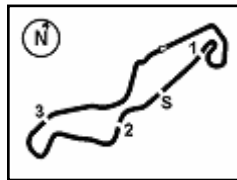
10° 81 J. TORRES (1'35.615)												
Lap	Seg.1	Seg.2	Seg.3	Seg.4	Lap Time	km/h	Local Time					
1		14.682	28.013	22.374	1'43.020	285,7	14:02'02.842					
2	31.602	14.580	27.690	22.301	1'36.173	282,0	14:03'39.015					
3	31.648	14.480	27.760	22.188	1'36.076	285,7	14:05'15.091					
4	31.459	14.388	27.704	22.109	1'35.660	285,0	14:06'50.751					
5	31.493	14.313	27.776	22.033	1'35.615	291,1	14:08'26.366					
6	31.579	14.455	27.773	22.097	1'35.904	285,0	14:10'02.270					
7	31.700	14.436	27.873	22.253	1'36.262	285,7	14:11'38.532					
8	31.650	14.490	27.883	22.071	1'36.094	288,0	14:13'14.626					
9	31.577	14.403	27.909	22.154	1'36.043	288,8	14:14'50.669					
10	31.781	14.510	27.895	22.145	1'36.331	280,5	14:16'27.000					
11	31.656	14.478	27.896	22.122	1'36.152	286,5	14:18'03.152					
12	31.695	14.534	27.883	22.184	1'36.296	285,0	14:19'39.448					
13	31.648	14.499	27.988	22.276	1'36.411	285,0	14:21'15.859					
14	31.716	14.557	27.987	22.235	1'36.495	285,0	14:22'52.354					
15	31.769	14.512	28.178	22.423	1'36.882	280,5	14:24'29.236					
16	31.790	14.547	28.156	22.338	1'36.831	282,7	14:26'06.067					
17	31.668	14.609	28.204	22.342	1'36.823	282,0	14:27'42.890					
18	31.847	14.621	28.224	22.360	1'37.052	282,0	14:29'19.942					
19	31.843	14.696	28.261	22.412	1'37.212	279,8	14:30'57.154					
20	32.149	14.627	28.727	22.256	1'37.759	282,0	14:32'34.913					
21	31.812	14.654	28.309	22.334	1'37.109	281,3	14:34'12.022					
Race Time 33'52.200												

11° 11 S. CORTESE (1'35.683)												
Lap	Seg.1	Seg.2	Seg.3	Seg.4	Lap Time	km/h	Local Time					
1		14.957	28.185	22.521	1'43.403	285,0	14:02'03.225					
2	31.560	14.545	27.658	22.385	1'36.148	291,1	14:03'39.373					
3	31.695	14.688	27.696	22.307	1'36.386	282,7	14:05'15.759					
4	31.537	14.468	27.584	22.094	1'35.683	286,5	14:06'51.442					
5	31.505	14.387	27.595	22.233	1'35.720	293,5	14:08'27.162					
6	31.375	14.444	27.753	22.171	1'35.743	291,9	14:10'02.905					
7	31.894	14.374	28.099	22.397	1'36.764	291,9	14:11'39.669					
8	31.544	14.439	27.830	22.281	1'36.094	292,7	14:13'15.763					
9	31.564	14.370	27.845	22.390	1'36.169	291,1	14:14'51.932					
10	31.430	14.398	28.154	22.286	1'36.268	291,1	14:16'28.200					

14/04/2019 P = Pits In/Out - C = Lap Time Cancelled

These data/results cannot be reproduced, stored and/or transmitted in whole or in part by any manner of electronic, mechanical, photocopying, recording, broadcasting or otherwise now known or herein after developed without the previous express consent by the copyright owner, except for reproduction in daily press and regular printed publications on sale to the public within 60 days of the event related to those data/results and always provided that copyright symbol appears together as follows below.

© DORNA WSBK ORGANIZATION Srl 2019



TT Circuit Assen 4.542 m

Motul Dutch Round, 12-14 April 2019

Chronological Analysis Race 2

Start at 14:00'19.822

3 / 4

11	31.511	14.346	27.867	22.239	1'35.963	295,9	14:18'04.163	2	31.967	14.515	28.064	22.945	1'37.491	291,9	14:03'40.724
12	31.550	14.612	27.924	22.229	1'36.315	295,9	14:19'40.478	3	32.235	14.413	27.893	22.363	1'36.904	290,3	14:05'17.628
13	31.478	14.371	27.900	22.406	1'36.155	290,3	14:21'16.633	4	32.078	14.451	27.953	22.320	1'36.802	288,0	14:06'54.430
14	31.812	14.507	27.950	22.519	1'36.788	291,9	14:22'53.421	5	31.785	14.507	27.920	22.781	1'36.993	291,1	14:08'31.423
15	31.716	14.515	27.902	22.580	1'36.713	289,5	14:24'30.134	6	31.882	14.615	28.069	22.599	1'37.165	288,8	14:10'08.588
16	31.816	14.505	27.962	22.589	1'36.872	288,8	14:26'07.006	7	31.591	14.485	28.001	22.339	1'36.416	287,2	14:11'45.004
17	31.721	14.523	28.026	22.502	1'36.772	289,5	14:27'43.778	8	31.611	14.503	28.073	22.426	1'36.613	290,3	14:13'21.617
18	31.866	14.572	28.160	22.745	1'37.343	290,3	14:29'21.121	9	31.581	14.574	27.966	22.614	1'36.735	285,7	14:14'58.352
19	31.828	14.604	27.997	23.010	1'37.439	288,0	14:30'58.560	10	31.590	14.515	27.954	22.368	1'36.427	285,7	14:16'34.779
20	32.218	14.917	28.304	23.087	1'38.526	281,3	14:32'37.086	11	31.503	14.482	28.566	22.446	1'36.997	288,8	14:18'11.776
21	32.577	14.914	28.539	23.674	1'39.704	276,9	14:34'16.790	12	31.592	14.475	28.130	22.520	1'36.717	282,7	14:19'48.493
Race Time 33'56.968								13	31.637	14.512	28.243	22.847	1'37.239	292,7	14:21'25.732
Race Time 33'56.968								14	32.293	14.437	28.064	22.544	1'37.338	288,8	14:23'03.070
Race Time 33'56.968								15	31.916	14.471	28.223	22.594	1'37.204	290,3	14:24'40.274
Race Time 33'56.968								16	31.927	14.566	28.140	22.648	1'37.281	293,5	14:26'17.555
Race Time 33'56.968								17	31.787	14.988	28.404	22.590	1'37.769	283,5	14:27'55.324
Race Time 33'56.968								18	32.025	14.494	28.202	22.560	1'37.281	291,9	14:29'32.605
Race Time 33'56.968								19	32.013	14.504	28.256	22.408	1'37.181	288,8	14:31'09.786
Race Time 33'56.968								20	32.232	14.576	28.209	22.474	1'37.491	286,5	14:32'47.277
Race Time 33'56.968								21	32.010	14.588	28.687	22.837	1'38.122	291,9	14:34'25.399

Race Time 34'05.577

12° 2 L. CAMIER (1'36.520)

Lap	Seg.1	Seg.2	Seg.3	Seg.4	Lap Time	km/h	Local Time
1		14.866	28.666	22.387	1'43.930	288,0	14:02'03.752
2	31.771	14.457	27.938	22.578	1'36.744	285,7	14:03'40.496
3	31.706	14.559	28.016	22.499	1'36.780	287,2	14:05'17.276
4	31.929	14.503	27.992	22.542	1'36.966	285,0	14:06'54.242
5	31.728	14.530	28.045	22.932	1'37.235	288,0	14:08'31.477
6	32.546	14.461	28.089	22.525	1'37.621	289,5	14:10'09.098
7	31.805	14.382	28.096	22.313	1'36.596	295,1	14:11'45.694
8	31.829	14.458	27.940	22.427	1'36.654	291,9	14:13'22.348
9	31.653	14.405	28.049	22.413	1'36.520	287,2	14:14'58.868
10	31.803	14.545	28.011	22.216	1'36.575	288,0	14:16'35.443
11	31.783	14.433	28.082	22.333	1'36.631	289,5	14:18'12.074
12	31.772	14.547	28.015	22.415	1'36.749	288,0	14:19'48.823
13	31.756	14.389	28.068	22.488	1'36.701	291,1	14:21'25.524
14	31.716	14.558	28.201	22.604	1'37.079	281,3	14:23'02.603
15	31.775	14.604	28.252	22.610	1'37.241	289,5	14:24'39.844
16	31.851	14.632	28.171	22.587	1'37.241	282,7	14:26'17.085
17	32.507	14.836	28.413	22.379	1'38.135	291,1	14:27'55.220
18	31.889	14.535	28.220	22.465	1'37.109	287,2	14:29'32.329
19	31.932	14.549	28.158	22.412	1'37.051	288,0	14:31'09.380
20	31.938	14.745	28.195	22.666	1'37.544	284,2	14:32'46.924
21	31.950	14.684	28.350	22.635	1'37.619	286,5	14:34'24.543
Race Time 34'04.721							

13° 50 E. LAVERTY (1'36.549)

Lap	Seg.1	Seg.2	Seg.3	Seg.4	Lap Time	km/h	Local Time
1		14.730	28.495	22.794	1'44.191	289,5	14:02'04.013
2	31.945	14.474	27.973	22.412	1'36.804	293,5	14:03'40.817
3	31.924	14.413	28.002	22.261	1'36.600	293,5	14:05'17.417
4	32.395	14.600	27.912	22.406	1'37.313	291,9	14:06'54.730
5	31.908	14.378	28.001	22.589	1'36.876	293,5	14:08'31.606
6	32.126	14.459	28.131	22.527	1'37.243	291,1	14:10'08.849
7	31.843	14.349	28.029	22.416	1'36.637	297,5	14:11'45.486
8	31.711	14.470	28.020	22.348	1'36.549	291,1	14:13'22.035
9	31.609	14.449	28.089	22.416	1'36.563	290,3	14:14'58.598
10	31.809	14.519	28.028	22.285	1'36.641	291,1	14:16'35.239
11	31.807	14.386	28.203	22.655	1'37.051	288,8	14:18'12.290
12	31.909	14.562	28.089	22.375	1'36.935	293,5	14:19'49.225
13	31.697	14.537	28.011	22.406	1'36.651	292,7	14:21'25.876
14	31.850	14.402	28.256	22.458	1'36.966	291,9	14:23'02.842
15	31.932	14.473	28.333	22.495	1'37.233	290,3	14:24'40.075
16	31.920	14.565	28.201	22.621	1'37.307	288,8	14:26'17.382
17	32.036	14.637	28.361	22.480	1'37.514	288,0	14:27'54.896
18	31.893	14.569	28.192	22.565	1'37.219	290,3	14:29'32.115
19	31.798	14.555	28.304	22.807	1'37.464	286,5	14:31'09.579
20	32.160	14.605	28.338	22.421	1'37.524	291,9	14:32'47.103
21	32.004	14.670	28.267	22.819	1'37.760	288,8	14:34'24.863
Race Time 34'05.041							

14° 33 M. MELANDRI (1'36.416)

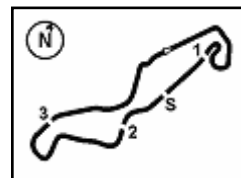
Lap	Seg.1	Seg.2	Seg.3	Seg.4	Lap Time	km/h	Local Time
1		14.653	27.875	23.008	1'43.411	289,5	14:02'03.233

15° 21 M. RINALDI (1'36.494)

Lap	Seg.1	Seg.2	Seg.3	Seg.4	Lap Time	km/h	Local Time
1		14.739	28.458	22.705	1'44.340	293,5	14:02'04.162
2	32.070	14.534	27.973	22.527	1'37.104	289,5	14:03'41.266
3	31.997	14.489	28.015	22.345	1'36.846	295,1	14:05'18.112
4	31.910	14.694	28.065	22.473	1'37.142	293,5	14:06'55.254
5	31.930	14.441	27.857	22.455	1'36.683	293,5	14:08'31.937
6	32.287	14.606	28.119	22.547	1'37.559	295,9	14:10'09.496
7	31.948	14.509	28.023	22.527	1'37.007	298,3	14:11'46.503
8	31.824	14.477	27.979	22.518	1'36.798	294,3	14:13'23.301
9	31.740	14.500	28.018	22.486	1'36.744	292,7	14:15'00.045
10	31.670	14.535	27.976	22.411	1'36.592	287,2	14:16'36.637
11	31.626	14.414	28.005	22.449	1'36.494	295,1	14:18'13.131
12	31.767	14.614	28.014	22.473	1'36.868	293,5	14:19'49.999
13	31.721	14.544	28.008	22.488	1'36.761	294,3	14:21'26.760
14	31.894	14.546	28.043	22.539	1'37.022	291,9	14:23'03.782
15	31.730	14.526	28.211	22.492	1'36.959	291,1	14:24'40.741
16	31.988	14.641	28.146	22.538	1'37.313	294,3	14:26'18.054
17	31.845	14.683	28.381	22.624	1'37.533	293,5	14:27'55.587
18	32.020	14.578	28.218	22.746	1'37.562	297,5	14:29'33.149
19	31.785	14.567	28.121	22.629	1'37.102	294,3	14:31'10.251
20	32.015	14.611	28.209	22.559	1'37.394	292,7	14:32'47.645
21	31.887	14.609	28.502	22.774	1'37.772	294,3	14:34'25.417
Race Time 34'05.595							

16° 80 H. BARBERA (1'36.605)

Lap	Seg.1	Seg.2	Seg.3	Seg.4	Lap Time	km/h	Local Time
1		14.906	28.052	22.864	1'45.030	288,0	14:02'04.852
2	32.065	14.605	28.111	22.556	1'37.337	284,2	14:03'42.189
3	31.838	14.449	28.460	22.455	1'37.202	289,5	14:05'19.391
4	31.912	14.534	28.037	22.472	1'36.955	285,0	14:06'56.346
5	31.919	14.461	27.927	22.329	1'36.636	289,5	14:08'32.982
6	31.947	14.539	27.934	22.485	1'36.905	288,8	14:10'09.887
7	32.264	14.634	28.119	22.473	1'37.490	290,3	14:11'47.377
8	31.847	14.474	28.034	22.316	1'36.671	291,1	14:13'24.048
9	31.842	14.482	27.979	22.456	1'36.759	283,5	14:15'00.807
10	31.714	14.624	27.976	22.291	1'36.605	283,5	14:16'37.412
11	32.021	14.477	28.121	22.425	1'37.044	285,0	14:18'14.456
12	31.919	14.581	27.908	22.453	1'36.861	286,5	14:19'51.317
13	31.983	14.534	28.041	22.596	1'37.154	285,7	14:21'28.471
14	31.797	14.520	28.039	22.418	1'36.774	285,0	14:23'05.245
15	31.846	14.741	28.158	22.500	1'37.245	286,5	14:24'42.490
16	31.846	14.500	28.333	22.335			



TT Circuit Assen 4.542 m

4 / 4

Motul Dutch Round, 12-14 April 2019

Chronological Analysis Race 2

Start at 14:00'19.822

17	31.762	14.725	28.142	22.497	1'37.126	289,5	14:27'56.630
18	31.883	14.615	28.200	22.442	1'37.140	285,0	14:29'33.770
19	31.924	14.558	28.286	22.437	1'37.205	288,8	14:31'10.975
20	31.892	14.502	28.164	22.611	1'37.169	284,2	14:32'48.144
21	31.887	14.553	28.186	22.829	1'37.455	289,5	14:34'25.599

Race Time 34'05.777

17° 52 A. DELBIANCO (1'36.915)							
Lap	Seg.1	Seg.2	Seg.3	Seg.4	Lap Time	km/h	Local Time
1		14.794	28.230	22.761	1'44.504	282,7	14:02'04.326
2	32.141	14.709	28.043	22.320	1'37.213	278,4	14:03'41.539
3	31.957	14.737	27.889	22.438	1'37.021	282,7	14:05'18.560
4	31.814	14.830	27.974	22.356	1'36.974	282,7	14:06'55.534
5	31.930	14.724	27.928	22.333	1'36.915	287,2	14:08'32.449
6	31.940	14.739	27.973	22.609	1'37.261	285,0	14:10'09.710
7	32.197	14.944	28.291	22.448	1'37.880	281,3	14:11'47.590
8	31.970	14.689	28.067	22.302	1'37.028	281,3	14:13'24.618
9	32.034	14.761	28.001	22.499	1'37.295	276,2	14:15'01.913
10	31.895	14.888	28.268	22.586	1'37.637	277,6	14:16'39.550
11	32.315	14.936	28.375	22.487	1'38.113	277,6	14:18'17.663
12	32.207	15.007	28.172	22.726	1'38.112	276,9	14:19'55.775
13	32.843	14.988	28.564	23.283	1'39.678	276,9	14:21'35.453
14	32.816	15.188	28.699	23.099	1'39.802	272,7	14:23'15.255
15	32.859	15.184	28.681	23.120	1'39.844	273,4	14:24'55.099
16	32.803	15.343	28.813	23.166	1'40.125	270,7	14:26'35.224
17	32.703	15.187	28.709	23.335	1'39.934	275,5	14:28'15.158
18	32.701	15.329	28.898	23.352	1'40.280	274,1	14:29'55.438
19	32.969	15.410	29.023	23.343	1'40.745	269,3	14:31'36.183
20	32.998	15.370	29.060	23.434	1'40.862	270,7	14:33'17.045
21	33.083	15.589	29.307	23.680	1'41.659	270,7	14:34'58.704

Race Time 34'38.882

RET 23 R. KIYONARI (1'36.739)							
Lap	Seg.1	Seg.2	Seg.3	Seg.4	Lap Time	km/h	Local Time
1		14.981	28.079	22.675	1'44.669	271,4	14:02'04.491
2	32.191	14.705	28.129	22.476	1'37.501	276,2	14:03'41.992
3	31.820	14.619	28.354	22.434	1'37.227	285,0	14:05'19.219
4	32.377	14.639	28.105	22.470	1'37.591	286,5	14:06'56.810
5	32.047	14.623	28.042	22.483	1'37.195	290,3	14:08'34.005
6	32.001	14.436	28.197	22.515	1'37.149	289,5	14:10'11.154
7	31.866	14.457	28.074	22.342	1'36.739	290,3	14:11'47.893
8	31.978	14.622	28.054	22.297	1'36.951	289,5	14:13'24.844
9	32.015	14.692	28.116	22.597	1'37.420	270,0	14:15'02.264
10	31.999	14.659	28.257	22.771	1'37.686	285,7	14:16'39.950
11	32.100	14.584	28.221	22.512	1'37.417	286,5	14:18'17.367
12	32.033	14.635	27.986	22.668	1'37.322	285,7	14:19'54.689
13	31.988	14.540	28.157	22.657	1'37.342	288,8	14:21'32.031
14	31.983	14.718	28.270	22.809	1'37.780	287,2	14:23'09.811
15	32.129	14.789	28.529	23.100	1'38.547	281,3	14:24'48.358
16	33.180	14.901	29.782	36.038	1'53.901P	283,5	14:26'42.259

Race Time 26'22.437

14/04/2019 P = Pits In/Out - C = Lap Time Cancelled

These data/results cannot be reproduced, stored and/or transmitted in whole or in part by any manner of electronic, mechanical, photocopying, recording, broadcasting or otherwise now known or herein after developed without the previous express consent by the copyright owner, except for reproduction in daily press and regular printed publications on sale to the public within 60 days of the event related to those data/results and always provided that copyright symbol appears together as follows below.

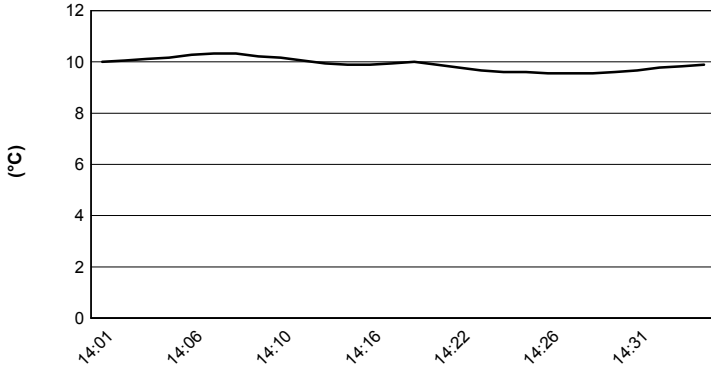
© DORNA WSBK ORGANIZATION Srl 2019

Motul Dutch Round, 12-14 April 2019

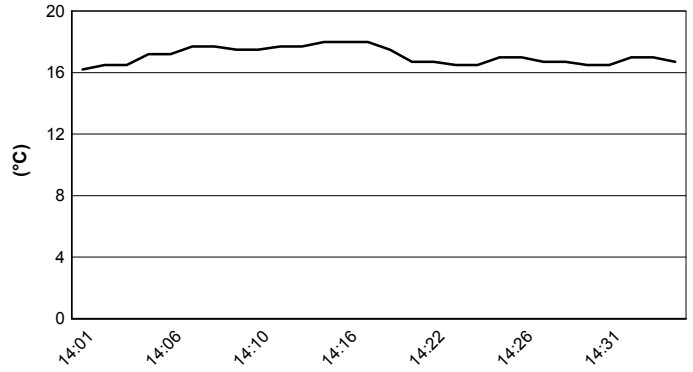
Weather Report Race 2

Session started 14:00 - Session ended 14:35

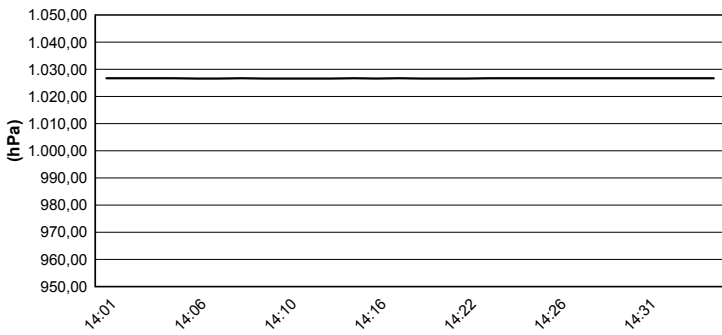
Air Temperature



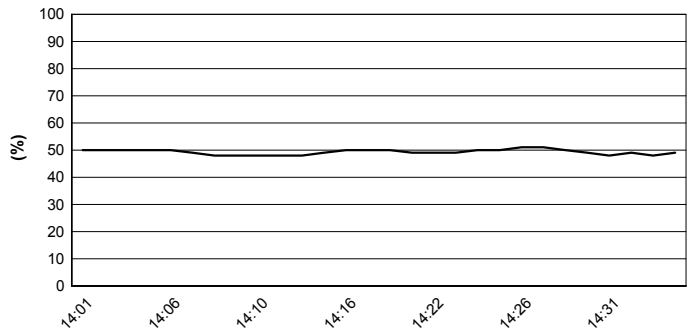
Track Temperature



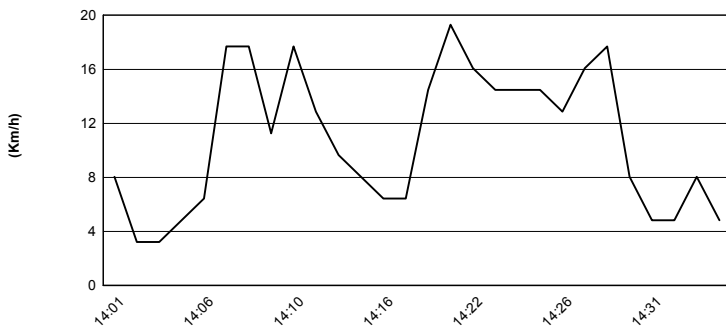
Air Pressure



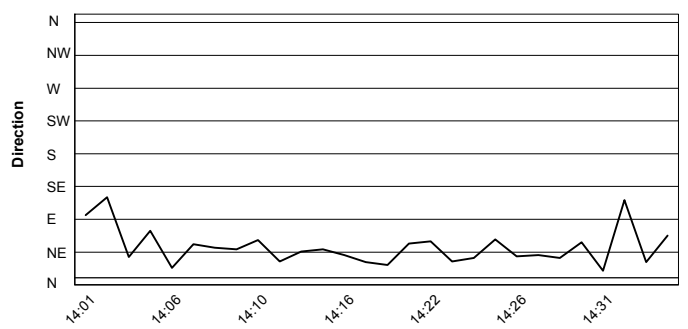
Humidity



Wind Speed



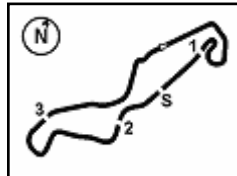
Wind Direction



14/04/2019

These data/results cannot be reproduced, stored and/or transmitted in whole or in part by any manner of electronic, mechanical, photocopying, recording, broadcasting or otherwise now known or herein after developed without the previous express consent by the copyright owner, except for reproduction in daily press and regular printed publications on sale to the public within 60 days of the event related to those data/results and always provided that copyright symbol appears together as follows below.

© DORNA WSBK ORGANIZATION Srl 2019



TT Circuit Assen 4.542 m

Motul Dutch Round, 12-14 April 2019 Championship Standings

1 / 2

Points	Points From First	Points From Previous	February 24		March 17		April 7		April 14		May 12		June 9		June 23		July 7		July 14		September 8		September 24		October 13		October 26	
			PHILLIP ISLAND	BURIRAM	ARAGON	ASSEN	IMOLA	JEREZ	MISANO	DONINGTON PARK	LAGUNA SECA	PORTIMAO	MAGNY COURS	VILLICUM	LOSAIL													
1 BAUTISTA Alvaro (ESP)	236		25 25	25 25	25 25	25 25	25 25																					
2 REA Jonathan (GBR)	183	53	20 20	20 20	20 20	20 20	20 20																					
3 LOWES Alex (GBR)	126	110 57	13 11	16 16	13 11	13 13																						
4 VAN DER MARK Michael (NED)	115	121 11	11 13	13 13	10 8	16 20																						
5 HASLAM Leon (GBR)	93	143 22	1 16	11 11	7 13	11 8																						
6 DAVIES Chaz (GBR)	76	160 17	6 9	1 2	16 16	9 11																						
7 MELANDRI Marco (ITA)	69	167 7	16 10	10 10	4 5	4 2																						
8 CORTESE Sandro (GER)	64	172 5	8 8	9 9	9 6	3 5																						
9 SYKES Tom (GBR)	54	182 10	9 3	7	11 4	6 9																						
10 TORRES Jordi (ESP)	49	187 5	5 2	5 6	6 9	8 6																						
11 RAZGATLIOGLU Toprak (TUR)	46	190 3	10	6 7	8	7 7																						
12 RINALDI Michael Ruben (ITA)	36	200 10	7 2	8 8	3 7	1																						
13 REITERBERGER Markus (GER)	35	201 1	3 4	2 5	1	10 10																						
14 LAVERTY Eugene (IRL)	32	204 3	4 7		1 10	2 3																						
15 CAMIER Leon (GBR)	26	210 6	6	3	5 3	5 4																						
16 MERCADO Leandro (ARG)	11	225 15	2 5	4																								
17 KIYONARI Ryuichi (JPN)	10	226 1	1	4	2 2	1																						
18 DELBIANCO Alessandro (ITA)	3	233 7		3																								

14/04/2019 First Line: Race 1 & 2 - Second Line: Tissot Superpole Race

These data/results cannot be reproduced, stored and/or transmitted in whole or in part by any manner of electronic, mechanical, photocopying, recording, broadcasting or otherwise now known or herein after developed without the previous express consent by the copyright owner, except for reproduction in daily press and regular printed publications on sale to the public within 60 days of the event related to those data/results and always provided that copyright symbol appears together as follows below.

© DORNA WSBK ORGANIZATION Srl 2019

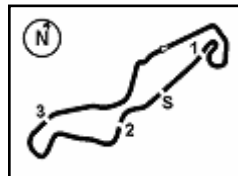
FICR PERUGIA TIMING



Official Tyre Supplier



Official Timekeeper



TT Circuit Assen 4.542 m

Motul Dutch Round, 12-14 April 2019 Championship Standings

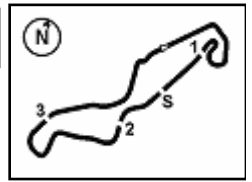
2 / 2

Points	Points From First	Points From Previous	Independent Riders																
			February 24 PHILLIP ISLAND	March 17 BURIRAM	April 7 ARAGON	April 14 ASSEN	May 12 IMOLA	June 9 JEREZ	June 23 MISANO	July 7 DONINGTON PARK	July 14 LAGUNA SECA	September 8 PORTIMAO	September 24 MAGNY COURS	October 13 VILLICUM	October 26 LOSAIL				
1	MELANDRI Marco (ITA)	69	16 10 4	10 10 4	4 5	4 2													
2	CORTESE Sandro (GER)	64 5	8 8 3	9 9 3	9 6 1	3 5													
3	TORRES Jordi (ESP)	49 20 15	5 2	5 6	6 9 2	8 6													
4	RAZGATLIOGLU Toprak (TUR)	46 23 3	10	6 7 1	8	7 7													
5	RINALDI Michael Ruben (ITA)	36 33 10	7 2	8 8	3 7	1													
6	LAVERTY Eugene (IRL)	32 37 4	4 7 1		1 10 4	2 3													
7	MERCADO Leandro (ARG)	11 58 21	2 5	4															
8	DELBIANCO Alessandro (ITA)	3 66 8		3															

14/04/2019 First Line: Race 1 & 2 - Second Line: Tissot Superpole Race

These data/results cannot be reproduced, stored and/or transmitted in whole or in part by any manner of electronic, mechanical, photocopying, recording, broadcasting or otherwise now known or herein after developed without the previous express consent by the copyright owner, except for reproduction in daily press and regular printed publications on sale to the public within 60 days of the event related to those data/results and always provided that copyright symbol appears together as follows below.

© DORNA WSBK ORGANIZATION Srl 2019



Motul Dutch Round, 12-14 April 2019 Manufacturers Standings

TT Circuit Assen 4.542 m

	Points	Points From First	Points From Previous	February 24 PHILLIP ISLAND		March 17 BURIRAM		April 7 ARAGON		April 14 ASSEN		May 12 IMOLA		June 9 JEREZ		June 23 MISANO		July 7 DONINGTON PARK		July 14 LAGUNA SECA		September 8 PORTIMAO		September 24 MAGNY COURS		October 13 VILLICUM		October 26 LOSAIL	
				1	2	1	2	1	2	1	2	1	2	1	2	1	2	1	2	1	2	1	2	1	2	1	2	1	2
1 DUCATI	236			25	25	25	25	25	25	25	25																		
2 KAWASAKI	183	53		20	20	20	20	20	20	20	16																		
3 YAMAHA	141	95	42	16	13	16	16	13	11	16	20																		
4 BMW	65	171	76	9	4	7	5	11	4	10	10																		
5 HONDA	30	206	35	6		3	4	5	3	5	4																		

14/04/2019 First Line: Race 1 & 2 - Second Line: Tissot Superpole Race

These data/results cannot be reproduced, stored and/or transmitted in whole or in part by any manner of electronic, mechanical, photocopying, recording, broadcasting or otherwise now known or herein after developed without the previous express consent by the copyright owner, except for reproduction in daily press and regular printed publications on sale to the public within 60 days of the event related to those data/results and always provided that copyright symbol appears together as follows below.

© DORNA WSBK ORGANIZATION Srl 2019

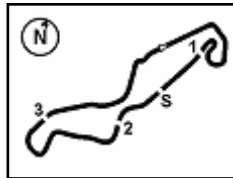
FIGR PERUGIA TIMING



Official Tyre Supplier



Official Timekeeper



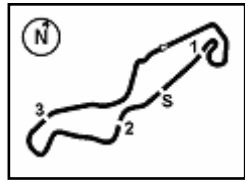
Motul Dutch Round, 12-14 April 2019 Team Standings

		February 24 PHILLIP ISLAND	March 17 BURIRAM	April 7 ARAGON	April 14 ASSEN	May 12 IMOLA	June 9 JEREZ	June 23 MISANO	July 7 DONINGTON PARK	July 14 LAGUNA SECA	September 8 PORTIMAO	September 24 MAGNY COURS	October 13 VILLICUM	October 26 LOSAIL	
1 ARUBA.IT Racing - Ducati		312													
BAUTISTA Alvaro	236	25 12	25 12	25 12	25 12										
DAVIES Chaz	76	6 9	1 2	16 6	9 11										
2 Kawasaki Racing Team WorldSBK		276 (-36)													
REA Jonathan	183	20 9	20 9	20 9	20 9	20 16									
HASLAM Leon	93	1 7	16 5	11 5	11 3	7 11	13 8								
3 Pata Yamaha WorldSBK Team		241 (-71)													
LOWES Alex	126	13 6	11 7	16 7	16 7	13 7	11 13								
VAN DER MARK Michael	115	11 5	13 5	13 6	13 6	10 8	8 20								
4 GRT Yamaha WorldSBK*		133 (-179)													
MELANDRI Marco	69	16 4	10 4	10 4	10 4	4 5	4 2								
CORTESE Sandro	64	8 3	8 3	9 3	9 3	9 1	6 5								
5 BMW Motorrad WorldSBK Team		89 (-223)													
SYKES Tom	54	9 3	7			11 5	4 9								
REITERBERGER Markus	35	3 4	2 5			1	10 10								
6 Team Pedercini Racing*		49 (-263)													
TORRES Jordi	49	5 2	5 6	6 2	9 6	8 6									
7 Turkish Puccetti Racing*		46 (-266)													
RAZGATLIOGLU Toprak	46	10	6 1	7 1	8	7 7									
8 BARNI Racing Team		36 (-276)													
RINALDI Michael Ruben	36	7 2	8 8	3 7	1										
9 Moriwaki Althea Honda Team		36 (-276)													
CAMIER Leon	26	6	3	5	3	5	4								
KIYONARI Ryuichi	10	1	4	2	2	1									
10 Team Goeleven*		32 (-280)													
LAVERTY Eugene	32	4 1	7	1	10 4	2 3									
11 Orelac Racing VerdNatura*		11 (-301)													
MERCADO Leandro	11	2	5 4												
12 Althea Mie Racing Team*		3 (-309)													
DELBIANCO Alessandro	3		3												

14/04/2019 * Independent teams

These data/results cannot be reproduced, stored and/or transmitted in whole or in part by any manner of electronic, mechanical, photocopying, recording, broadcasting or otherwise now known or herein after developed without the previous express consent by the copyright owner, except for reproduction in daily press and regular printed publications on sale to the public within 60 days of the event related to those data/results and always provided that copyright symbol appears together as follows below.

© DORNA WSBK ORGANIZATION Srl 2019



Motul Dutch Round, 12-14 April 2019 Team Standings

February 24 PHILLIP ISLAND	March 17 BURIRAM	April 7 ARAGON	April 14 ASSEN	May 12 IMOLA	June 9 JEREZ	June 23 MISANO	July 7 DONINGTON PARK	July 14 LAGUNA SECA	September 8 PORTIMAO	September 24 MAGNY COURS	October 13 VILLICUM	October 26 LOSAIL
--------------------------------------	----------------------------	--------------------------	--------------------------	------------------------	------------------------	--------------------------	---------------------------------	-------------------------------	--------------------------------	------------------------------------	-------------------------------	-----------------------------

Independent Teams												
1 GRT Yamaha WorldSBK 133												
MELANDRI Marco	69	16 4	10 10	10 4	10 4	4 5	4 2					
CORTESE Sandro	64	8 3	8 3	9 3	9 3	6 1	3 5					
2 Team Pedercini Racing 49 (-84)												
TORRES Jordi	49	5 2	5 6	6 2	9 2	8 6						
3 Turkish Puccetti Racing 46 (-87)												
RAZGATLIOGLU Toprak	46	10	6 1	7 1	8	7 7						
4 Team Goeleven 32 (-101)												
LAVERTY Eugene	32	4 1	7 1		1 4	10 4	2 3					
5 Orelec Racing VerdNatura 11 (-122)												
MERCADO Leandro	11	2 5	4									
6 Althea Mie Racing Team 3 (-130)												
DELBIANCO Alessandro	3		3									

14/04/2019

These data/results cannot be reproduced, stored and/or transmitted in whole or in part by any manner of electronic, mechanical, photocopying, recording, broadcasting or otherwise now known or herein after developed without the previous express consent by the copyright owner, except for reproduction in daily press and regular printed publications on sale to the public within 60 days of the event related to those data/results and always provided that copyright symbol appears together as follows below.

© DORNA WSBK ORGANIZATION Srl 2019

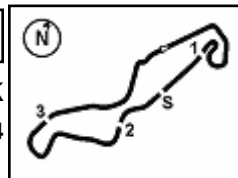
FICR PERUGIA TIMING



Official Tyre Supplier



Official Timekeeper

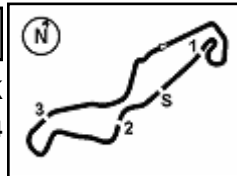

Motul Dutch Round, 12-14 April 2019
Race Winners

01 Phillip Island	2016	2017	2018	2019
1 Race 1	Rea J. (GBR) KAW	Rea J. (GBR) KAW	Melandri M. (ITA) DUC	Bautista A. (ESP) DUC
2 Superpole Race				Bautista A. (ESP) DUC
3 Race 2	Rea J. (GBR) KAW	Rea J. (GBR) KAW	Melandri M. (ITA) DUC	Bautista A. (ESP) DUC
02 Buriram	2016	2017	2018	2019
1 Race 1	Rea J. (GBR) KAW	Rea J. (GBR) KAW	Rea J. (GBR) KAW	Bautista A. (ESP) DUC
2 Superpole Race				Bautista A. (ESP) DUC
3 Race 2	Sykes T. (GBR) KAW	Rea J. (GBR) KAW	Davies C. (GBR) DUC	Bautista A. (ESP) DUC
03 Aragon	2016	2017	2018	2019
1 Race 1	Davies C. (GBR) DUC	Rea J. (GBR) KAW	Rea J. (GBR) KAW	Bautista A. (ESP) DUC
2 Superpole Race				Bautista A. (ESP) DUC
3 Race 2	Davies C. (GBR) DUC	Davies C. (GBR) DUC	Davies C. (GBR) DUC	Bautista A. (ESP) DUC
04 Assen	2016	2017	2018	2019
1 Race 1	Rea J. (GBR) KAW	Rea J. (GBR) KAW	Rea J. (GBR) KAW	Bautista A. (ESP) DUC
3 Race 2	Rea J. (GBR) KAW	Rea J. (GBR) KAW	Sykes T. (GBR) KAW	Bautista A. (ESP) DUC
05 Imola	2016	2017	2018	
1 Race 1	Davies C. (GBR) DUC	Davies C. (GBR) DUC	Rea J. (GBR) KAW	
3 Race 2	Davies C. (GBR) DUC	Davies C. (GBR) DUC	Rea J. (GBR) KAW	
06 Donington Park	2016	2017	2018	
1 Race 1	Sykes T. (GBR) KAW	Sykes T. (GBR) KAW	van der Mark M. (NED) YAM	
3 Race 2	Hayden N. (USA) HON	Rea J. (GBR) KAW	van der Mark M. (NED) YAM	
07 Misano	2016	2017	2018	
1 Race 1	Sykes T. (GBR) KAW	Sykes T. (GBR) KAW	Rea J. (GBR) KAW	
3 Race 2	Sykes T. (GBR) KAW	Melandri M. (ITA) DUC	Lowes A. (GBR) YAM	
08 Misano	2016	2017	2018	
1 Race 1	Rea J. (GBR) KAW	Davies C. (GBR) DUC	Rea J. (GBR) KAW	
3 Race 2	Rea J. (GBR) KAW	Rea J. (GBR) KAW	Rea J. (GBR) KAW	

14/04/2019

These data/results cannot be reproduced, stored and/or transmitted in whole or in part by any manner of electronic, mechanical, photocopying, recording, broadcasting or otherwise now known or herein after developed without the previous express consent by the copyright owner, except for reproduction in daily press and regular printed publications on sale to the public within 60 days of the event related to those data/results and always provided that copyright symbol appears together as follows below.

© DORNA WSBK ORGANIZATION Srl 2019



Motul Dutch Round, 12-14 April 2019

Race Winners

09 Misano	2016	2017	2018
1 Race 1	Rea J. (GBR) KAW	Davies C. (GBR) DUC	Rea J. (GBR) KAW
3 Race 2	Sykes T. (GBR) KAW	Davies C. (GBR) DUC	Rea J. (GBR) KAW

10 Lausitzring	2016	2017	2018
1 Race 1	Davies C. (GBR) DUC	Rea J. (GBR) KAW	Rea J. (GBR) KAW
3 Race 2	Rea J. (GBR) KAW	Rea J. (GBR) KAW	Rea J. (GBR) KAW

11 Magny-Cours	2016	2017	2018
1 Race 1	Davies C. (GBR) DUC	Rea J. (GBR) KAW	Rea J. (GBR) KAW
3 Race 2	Davies C. (GBR) DUC	Davies C. (GBR) DUC	Rea J. (GBR) KAW

12 Jerez	2016	2017	2018
1 Race 1	Davies C. (GBR) DUC	Rea J. (GBR) KAW	Rea J. (GBR) KAW
3 Race 2	Davies C. (GBR) DUC	Rea J. (GBR) KAW	Rea J. (GBR) KAW

13 Losail	2016	2017	2018
1 Race 1	Davies C. (GBR) DUC	Rea J. (GBR) KAW	Rea J. (GBR) KAW
3 Race 2	Davies C. (GBR) DUC	Rea J. (GBR) KAW	

2019

11 A. Bautista

ALL TIMES

71 J. Rea	16 N. Hodgson	8 A. Gobert	2 D. Chandler	1 A. Vieira
59 C. Fogarty	16 J. Toseland	7 B. Bostrom	2 P. Goddard	1 A. Morillas
52 T. Bayliss	14 J. Kocinski	5 D. Tardozzi	2 M. Lucchinelli	1 G. Goodfellow
43 N. Haga	14 S. Russell	5 L. Haslam	2 M. Dowson	1 P. Picotte
34 T. Sykes	14 B. Spies	4 R. Phillis	2 K. Magee	1 T. Kipp
33 T. Corser	13 A. Slight	4 Y. Kagayama	2 H. Izutsu	1 A. Meklau
31 C. Edwards	13 E. Laverty	4 M. Fabrizio	2 S. Byrne	1 J. Reynolds
29 C. Davies	11 S. Mertens	3 M. Doohan	2 M. Neukirchner	1 C. Walker
27 D. Polen	11 R. Xaus	3 A. Yanagawa	2 L. Baz	1 N. Hayden
24 C. Checa	11 R. Laconi	3 M. Tamada	2 M. van der Mark	1 A. Pitt
23 R. Roche	11 A. Bautista	3 L. Lanzi	1 A. Ryo	1 G. McCoy
22 M. Melandri	10 F. Pirovano	3 R. Kiyonari	1 K. Kitagawa	1 F. Nieto
21 M. Biaggi	10 C. Vermeulen	3 C. Crutchlow	1 Y. Takeda	1 A. Barros
17 P. Chili	9 S. Guintoli	2 M. Lucchiarri	1 T. Aoki	1 J. Torres
16 G. Falappa	8 F. Merkel	2 T. Rymer	1 J. Whitham	1 A. Lowes

14/04/2019

These data/results cannot be reproduced, stored and/or transmitted in whole or in part by any manner of electronic, mechanical, photocopying, recording, broadcasting or otherwise now known or herein after developed without the previous express consent by the copyright owner, except for reproduction in daily press and regular printed publications on sale to the public within 60 days of the event related to those data/results and always provided that copyright symbol appears together as follows below.

© DORNA WSBK ORGANIZATION Srl 2019

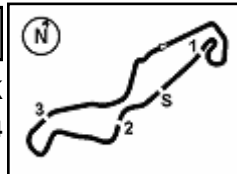
PIRELLI PERUGIA TIMING



Official Tyre Supplier



Official Timekeeper



TT Circuit Assen 4.542 m

Motul Dutch Round, 12-14 April 2019

Best Laps & Speeds

No.	Rider Bike	Nat	Best Lap		FP1		FP2		FP3		SP		RC1		WUP		RC2	
			LL	SPD	LL	SPD	LL	SPD	LL	SPD	LL	SPD	LL	SPD	LL	SPD	LL	SPD
1	19 A. BAUTISTA Ducati Panigale V4 R	ESP	1'34.564		1'35.915	294,2	1'35.547	293,4	1'36.028	294,2	1'34.740	300,8	1'34.949	295,8	1'35.416	295,8	1'34.564	303,3
2	60 M. VAN DER MARK Yamaha YZF R1	NED	1'34.767		1'35.763	292,6	1'35.445	291,1	1'37.285	284,9	1'34.822	295,0	1'35.315	288,7	1'35.838	288,0	1'34.767	295,8
3	28 M. REITERBERGER BMW S1000 RR	GER	1'34.828		1'36.012	283,4	1'35.442	282,7	1'35.973	288,7	1'34.828	292,6	1'35.036	288,0	1'36.274	285,7	1'35.553	293,4
4	22 A. LOWES Yamaha YZF R1	GBR	1'34.935		1'36.459	291,1	1'36.183	288,0	1'35.874	290,3	1'34.935	296,7	1'35.053	293,4	1'35.820	289,5	1'35.302	300,0
5	1 J. REA Kawasaki ZX-10RR	GBR	1'35.009		1'35.598	290,3	1'35.417	293,4	1'35.202	295,8	1'35.530	295,0	1'35.009	291,8	1'35.547	291,8	1'35.037	292,6
6	91 L. HASLAM Kawasaki ZX-10RR	GBR	1'35.086		1'36.317	293,4	1'35.427	295,8	1'36.094	292,6	1'35.086	296,7	1'35.133	297,5	1'35.803	291,1	1'35.390	299,1
7	66 T. SYKES BMW S1000 RR	GBR	1'35.155		1'35.789	288,0	1'35.414	287,2	1'35.621	288,7	1'35.155	287,2	1'35.674	291,1	1'35.574	286,4	1'35.582	291,1
8	7 C. DAVIES Ducati Panigale V4 R	GBR	1'35.256		1'35.970	303,3	1'35.813	294,2	1'36.884	292,6	1'35.288	300,0	1'35.727	299,1	1'37.240	294,2	1'35.256	303,3
9	54 T. RAZGATLIOGLU Kawasaki ZX-10RR	TUR	1'35.554		1'36.448	292,6	1'35.554	288,7	1'36.407	286,4	1'35.844	290,3	1'35.641	296,7	1'36.824	293,4	1'35.619	291,8
10	81 J. TORRES Kawasaki ZX-10RR	ESP	1'35.615		1'36.550	291,1	1'36.235	285,7	1'36.649	284,2	1'36.076	288,0	1'35.650	290,3	1'36.632	285,7	1'35.615	291,1
11	11 S. CORTESE Yamaha YZF R1	GER	1'35.683		1'38.072	288,7	1'35.703	291,1			1'36.175	293,4	1'36.158	293,4	1'36.975	288,7	1'35.683	295,8
12	2 L. CAMIER Honda CBR1000RR	GBR	1'35.920		1'37.223	285,7	1'36.457	288,0	1'37.041	289,5	1'35.920	292,6	1'36.288	292,6	1'37.189	288,0	1'36.520	295,0
13	33 M. MELANDRI Yamaha YZF R1	ITA	1'36.056		1'37.037	288,7	1'36.765	288,7	1'37.237	291,8	1'37.042	291,1	1'36.056	293,4	1'36.967	293,4	1'36.416	293,4
14	50 E. LAVERTY Ducati Panigale V4 R	IRL	1'36.197		1'37.503	294,2	1'36.197	295,8	1'37.356	294,2	1'36.222	292,6	1'37.166	292,6	1'37.672	291,1	1'36.549	297,5
15	21 M. RINALDI Ducati Panigale V4 R	ITA	1'36.494		1'39.081	293,4	1'37.405	291,8	1'37.612	291,8	1'37.221	295,8	1'37.039	296,7	1'37.555	289,5	1'36.494	298,3
16	80 H. BARBERA Kawasaki ZX-10RR	ESP	1'36.563		1'39.060	291,1	1'37.395	288,7	1'37.236	288,7	1'37.283	291,1	1'36.563	289,5	1'37.567	286,4	1'36.605	291,1
17	23 R. KIYONARI Honda CBR1000RR	JPN	1'36.723		1'37.859	291,8	1'37.262	288,0	1'37.220	291,8	1'36.879	291,1	1'36.723	291,8	1'38.073	282,7	1'36.739	290,3
18	52 A. DELBIANCO Honda CBR1000RR	ITA	1'36.828		1'40.025	287,2	1'37.901	277,6	1'38.548	277,6	1'36.828	282,7	1'36.852	284,2	1'37.181	281,2	1'36.915	287,2

14/04/2019

These data/results cannot be reproduced, stored and/or transmitted in whole or in part by any manner of electronic, mechanical, photocopying, recording, broadcasting or otherwise now known or herein after developed without the previous express consent by the copyright owner, except for reproduction in daily press and regular printed publications on sale to the public within 60 days of the event related to those data/results and always provided that copyright symbol appears together as follows below.

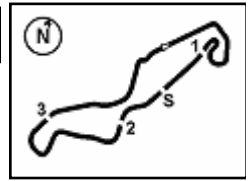
© DORNA WSBK ORGANIZATION Srl 2019

PIRELLI PERUGIA TIMING


Official Tyre Supplier



Official Timekeeper



TT Circuit Assen 4.542 m

Motul Dutch Round, 12-14 April 2019
Pirelli Best Lap Award

Points	Points From First	Points From Previous	February 24	March 17	April 7	April 14	May 12	June 9	June 23	July 7	July 14	September 8	September 24	October 13	October 26
			PHILLIP ISLAND	BURIRAM	ARAGON	ASSEN	IMOLA	JEREZ	MISANO	DONINGTON PARK	LAGUNA SECA	PORTIMAO	MAGNY COURS	VILLICUM	LOSAIL
1 BAUTISTA Alvaro (ESP)	8		1 1	1 1	1 1	1 1									

14/04/2019 First Line: Race 1 & 2 - Second Line: Tissot Superpole Race

These data/results cannot be reproduced, stored and/or transmitted in whole or in part by any manner of electronic, mechanical, photocopying, recording, broadcasting or otherwise now known or herein after developed without the previous express consent by the copyright owner, except for reproduction in daily press and regular printed publications on sale to the public within 60 days of the event related to those data/results and always provided that copyright symbol appears together as follows below.

© DORNA WSBK ORGANIZATION Srl 2019

FKR PERUGIA TIMING



Official Tyre Supplier



Official Timekeeper