

Motul Dutch Round, 12-14 April 2019 Chronological Analysis Race 2

TT Circuit Assen 4.542 m

Start at 14:00'19.822

1 / 4

1° 19 A. BAUTISTA (1'34.564)							
Lap	Seg.1	Seg.2	Seg.3	Seg.4	Lap Time	km/h	Local Time
1		14.356	27.834	22.333	1'40.706	293,5	14:02'00.528
2	31.700	14.386	27.673	22.340	1'36.099	292,7	14:03'36.627
3	31.533	14.278	28.001	22.242	1'36.054	292,7	14:05'12.681
4	31.705	14.214	27.998	22.144	1'36.061	293,5	14:06'48.742
5	31.607	14.110	27.788	22.228	1'35.733	295,1	14:08'24.475
6	31.493	14.145	27.806	22.010	1'35.454	303,4	14:09'59.929
7	31.375	14.135	27.746	22.012	1'35.268	293,5	14:11'35.197
8	31.311	14.099	27.558	21.946	1'34.914	292,7	14:13'10.111
9	31.409	14.117	27.795	22.031	1'35.352	295,1	14:14'45.463
10	31.252	14.092	27.595	21.858	1'34.797	291,9	14:16'20.260
11	31.381	14.021	27.706	21.862	1'34.970	294,3	14:17'55.230
12	31.373	14.105	27.561	21.845	1'34.884	291,9	14:19'30.114
13	31.104	14.036	27.621	21.803	1'34.564	295,9	14:21'04.678
14	31.304	14.058	27.754	22.152	1'35.268	295,1	14:22'39.946
15	31.285	14.078	27.768	21.931	1'35.062	295,1	14:24'15.008
16	31.282	14.179	27.787	22.033	1'35.281	300,0	14:25'50.289
17	31.360	14.148	27.752	21.944	1'35.204	296,7	14:27'25.493
18	31.502	14.140	27.758	21.968	1'35.368	295,9	14:29'00.861
19	31.405	14.226	27.892	22.166	1'35.689	297,5	14:30'36.550
20	31.552	14.209	27.846	22.034	1'35.641	294,3	14:32'12.191
21	31.560	14.111	28.021	22.621	1'36.313	291,9	14:33'48.504
Race Time 33'28.682							

14	31.399	14.269	27.970	22.066	1'35.704	287,2	14:22'42.487
15	31.414	14.293	27.984	21.986	1'35.677	292,7	14:24'18.164
16	31.376	14.271	27.861	22.154	1'35.662	292,7	14:25'53.826
17	31.390	14.317	27.969	22.107	1'35.783	291,1	14:27'29.609
18	31.485	14.282	28.097	22.060	1'35.924	289,5	14:29'05.533
19	31.396	14.234	28.054	22.365	1'36.049	289,5	14:30'41.582
20	31.544	14.162	28.056	21.827	1'35.589	292,7	14:32'17.171
21	31.529	14.213	28.448	21.849	1'36.039	289,5	14:33'53.210
Race Time 33'33.388							

2° 60 M. VAN DER MARK (1'34.767)							
Lap	Seg.1	Seg.2	Seg.3	Seg.4	Lap Time	km/h	Local Time
1		14.483	27.648	22.367	1'40.815	285,7	14:02'00.637
2	31.664	14.718	27.683	22.193	1'36.258	284,2	14:03'36.895
3	31.374	14.354	27.905	22.236	1'35.869	286,5	14:05'12.764
4	31.679	14.388	27.838	22.176	1'36.081	287,2	14:06'48.845
5	31.568	14.519	27.676	22.072	1'35.835	286,5	14:08'24.680
6	31.522	14.272	27.963	22.364	1'36.121	295,9	14:10'00.801
7	31.714	14.205	27.580	22.142	1'35.641	288,0	14:11'36.442
8	31.693	14.240	27.592	22.003	1'35.528	292,7	14:13'11.970
9	31.566	14.266	27.670	22.326	1'35.828	291,9	14:14'47.798
10	31.998	14.192	27.601	22.084	1'35.875	291,1	14:16'23.673
11	31.260	14.142	27.604	21.761	1'34.767	288,0	14:17'58.440
12	31.536	14.237	27.626	21.918	1'35.317	288,8	14:19'33.757
13	31.363	14.281	27.573	21.970	1'35.187	290,3	14:21'08.944
14	31.264	14.265	27.628	21.896	1'35.053	288,0	14:22'43.997
15	31.421	14.258	27.821	21.893	1'35.393	286,5	14:24'19.390
16	31.401	14.279	27.685	21.770	1'35.135	285,7	14:25'54.525
17	31.383	14.253	27.819	21.880	1'35.335	289,5	14:27'29.860
18	31.498	14.276	27.928	22.092	1'35.794	289,5	14:29'05.654
19	31.527	14.346	27.809	22.042	1'35.724	290,3	14:30'41.378
20	31.309	14.327	28.003	21.921	1'35.560	284,2	14:32'16.938
21	31.413	14.302	28.441	22.098	1'36.254	282,0	14:33'53.192
Race Time 33'33.370							

4° 22 A. LOWES (1'35.302)							
Lap	Seg.1	Seg.2	Seg.3	Seg.4	Lap Time	km/h	Local Time
1		14.455	27.975	22.091	1'41.151	288,8	14:02'00.973
2	31.596	14.559	27.739	22.213	1'36.107	291,1	14:03'37.080
3	31.859	14.280	27.740	22.111	1'35.990	293,5	14:05'13.070
4	31.782	14.317	27.951	22.276	1'36.326	295,1	14:06'49.396
5	31.453	14.312	27.701	22.172	1'35.638	289,5	14:08'25.034
6	31.404	14.276	27.805	22.410	1'35.895	300,0	14:10'00.929
7	31.750	14.262	27.558	21.946	1'35.516	291,9	14:11'36.445
8	31.464	14.200	27.689	21.951	1'35.304	296,7	14:13'11.749
9	31.397	14.280	27.807	21.923	1'35.407	286,5	14:14'47.156
10	31.284	14.190	27.894	22.014	1'35.382	287,2	14:16'22.538
11	31.350	14.286	27.753	22.036	1'35.425	290,3	14:17'57.963
12	31.432	14.320	27.830	22.091	1'35.673	286,5	14:19'33.636
13	31.671	14.285	27.646	21.919	1'35.521	295,1	14:21'09.157
14	31.352	14.231	27.790	21.929	1'35.302	289,5	14:22'44.459
15	31.325	14.194	27.998	21.957	1'35.474	291,9	14:24'19.933
16	31.543	14.233	27.937	22.174	1'35.887	287,2	14:25'55.820
17	31.495	14.323	27.984	22.137	1'35.939	288,0	14:27'31.759
18	31.584	14.356	27.944	22.254	1'36.138	295,9	14:29'07.897
19	31.737	14.367	28.070	22.766	1'36.940	286,5	14:30'44.837
20	31.838	14.472	28.151	22.241	1'36.702	284,2	14:32'21.539
21	31.755	14.514	28.298	22.471	1'37.038	286,5	14:33'58.577
Race Time 33'38.755							

3° 1 J. REA (1'35.037)							
Lap	Seg.1	Seg.2	Seg.3	Seg.4	Lap Time	km/h	Local Time
1		14.380	27.968	22.232	1'40.512	288,8	14:02'00.334
2	31.519	14.426	27.924	22.197	1'36.066	288,8	14:03'36.400
3	31.557	14.410	28.005	22.219	1'36.191	291,1	14:05'12.591
4	31.501	14.403	28.018	22.061	1'35.983	287,2	14:06'48.574
5	31.384	14.311	27.883	22.112	1'35.690	290,3	14:08'24.264
6	31.504	14.346	28.222	22.546	1'36.618	288,0	14:10'00.882
7	31.352	14.162	27.690	22.049	1'35.253	292,7	14:11'36.135
8	31.351	14.155	27.653	21.915	1'35.074	288,8	14:13'11.209
9	31.162	14.188	27.680	22.007	1'35.037	291,9	14:14'46.246
10	31.222	14.136	27.657	22.047	1'35.062	288,0	14:16'21.308
11	31.265	14.220	27.723	21.860	1'35.068	289,5	14:17'56.376
12	31.088	14.219	27.744	22.017	1'35.068	292,7	14:19'31.444
13	31.238	14.216	27.811	22.074	1'35.339	289,5	14:21'06.783

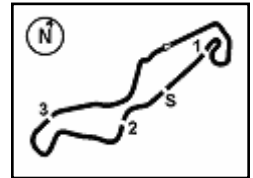
5° 7 C. DAVIES (1'35.256)							
Lap	Seg.1	Seg.2	Seg.3	Seg.4	Lap Time	km/h	Local Time
1		14.490	27.919	22.256	1'41.626	295,1	14:02'01.448
2	31.510	14.403	27.728	22.174	1'35.815	291,9	14:03'37.263
3	31.598	14.229	27.738	22.406	1'35.971	297,5	14:05'13.234
4	31.839	14.273	27.666	22.035	1'35.813	295,1	14:06'49.047
5	31.475	14.226	27.689	22.116	1'35.506	293,5	14:08'24.553
6	31.535	14.203	27.820	22.288	1'35.846	303,4	14:10'00.399
7	31.417	14.269	27.743	22.544	1'35.973	294,3	14:11'36.372
8	31.311	14.229	27.777	21.939	1'35.256	296,7	14:13'11.628
9	31.716	14.271	27.755	22.493	1'36.235	296,7	14:14'47.863
10	31.461	14.213	27.814	22.521	1'36.009	289,5	14:16'23.872
11	31.463	14.187	27.857	22.281	1'35.788	298,3	14:17'59.660
12	31.556	14.301	27.887	22.231	1'35.975	292,7	14:19'35.635
13	31.400	14.350	27.908	22.249	1'35.907	296,7	14:21'11.542
14	31.360	14.340	27.912	22.379	1'35.991	293,5	14:22'47.533
15	31.455	14.494	28.045	22.328	1'36.322	293,5	14:24'23.855
16	31.440	14.312	27.880	22.261	1'35.893	295,1	14:25'59.748
17	31.392	14.345	28.025	22.261	1'36.023	294,3	14:27'35.771
18	31.532	14.366	28.019	22.552	1'36.469	295,1	14:29'12.240
19	31.530	14.362	28.161	22.460	1'36.513	294,3	14:30'48.753
20	31.650	14.343	28.034	22.379	1'36.406	292,7	14:32'25.159
21	31.772	14.412	28.269	22.559	1'37.012	289,5	14:34'02.171
Race Time 33'42.349							

6° 28 M. REITERBERGER (1'35.553)							
Lap	Seg.1	Seg.2	Seg.3	Seg.4	Lap Time	km/h	Local Time
1		14.399	27.754	22.393	1'41.846	288,8	14:02'01.668
2	31.610	14.241	27.687	22.394	1'35.932	289,5	14:03'37.600
3	31.652	14.308	27.642	22.397	1'35.999	290,3	14:05'13.599
4	31.777	14.265	27.677	22.427	1'36.146	290,3	14:06'49.745

14/04/2019 P = Pits In/Out - C = Lap Time Cancelled

These data/results cannot be reproduced, stored and/or transmitted in whole or in part by any manner of electronic, mechanical, photocopying, recording, broadcasting or otherwise now known or herein after developed without the previous express consent by the copyright owner, except for reproduction in daily press and regular printed publications on sale to the public within 60 days of the event related to those data/results and always provided that copyright symbol appears together as follows below.

© DORNA WSBK ORGANIZATION Srl 2019



Motul Dutch Round, 12-14 April 2019 Chronological Analysis Race 2

TT Circuit Assen 4.542 m

Start at 14:00'19.822

2 / 4

Lap	Seg.1	Seg.2	Seg.3	Seg.4	Lap Time	km/h	Local Time
5	31.613	14.249	27.603	22.279	1'35.744	293,5	14:08'25.489
6	31.608	14.429	27.872	22.176	1'36.085	288,8	14:10'01.574
7	31.890	14.228	27.795	22.074	1'35.987	293,5	14:11'37.561
8	31.528	14.337	27.855	22.196	1'35.916	288,0	14:13'13.477
9	31.445	14.279	27.700	22.145	1'35.569	288,8	14:14'49.046
10	31.515	14.301	27.767	22.166	1'35.749	285,7	14:16'24.795
11	31.610	14.427	27.773	22.221	1'36.031	292,7	14:18'00.826
12	31.559	14.341	27.822	22.129	1'35.851	292,7	14:19'36.677
13	31.485	14.298	27.797	21.973	1'35.553	290,3	14:21'12.230
14	31.489	14.296	27.870	22.266	1'35.921	285,0	14:22'48.151
15	31.630	14.379	27.891	22.153	1'36.053	288,0	14:24'24.204
16	31.703	14.437	27.928	22.027	1'36.095	288,0	14:26'00.299
17	31.667	14.422	28.517	22.361	1'36.967	288,0	14:27'37.266
18	32.220	14.459	28.136	22.184	1'36.999	291,9	14:29'14.265
19	31.646	14.475	27.974	22.453	1'36.548	280,5	14:30'50.813
20	31.654	14.398	28.045	22.285	1'36.382	284,2	14:32'27.195
21	31.707	14.489	27.998	22.488	1'36.682	281,3	14:34'03.877
Race Time 33'44.055							

9° 54 T. RAZGATLIOGLU (1'35.619)							
Lap	Seg.1	Seg.2	Seg.3	Seg.4	Lap Time	km/h	Local Time
1		14.519	27.874	22.168	1'42.066	291,1	14:02'01.888
2	31.605	14.310	28.474	22.016	1'36.405	291,1	14:03'38.293
3	31.544	14.576	27.901	22.032	1'36.053	279,1	14:05'14.346
4	31.568	14.395	27.951	21.950	1'35.864	288,0	14:06'50.210
5	31.539	14.318	27.779	21.983	1'35.619	289,5	14:08'25.829
6	31.511	14.402	27.920	21.988	1'35.821	291,1	14:10'01.650
7	32.879	14.364	28.211	22.242	1'37.696	291,1	14:11'39.346
8	31.508	14.431	28.009	21.983	1'35.931	288,0	14:13'15.277
9	31.638	14.383	28.050	22.100	1'36.171	286,5	14:14'51.448
10	31.548	14.492	28.234	22.088	1'36.362	287,2	14:16'27.810
11	31.539	14.414	28.000	21.948	1'35.901	284,2	14:18'03.711
12	31.627	14.501	28.024	22.083	1'36.235	285,7	14:19'39.946
13	31.560	14.377	28.050	22.338	1'36.325	290,3	14:21'16.271
14	31.811	14.483	28.107	22.041	1'36.442	287,2	14:22'52.713
15	31.675	14.618	28.200	22.182	1'36.675	291,9	14:24'29.388
16	31.864	14.523	28.379	22.336	1'37.102	291,1	14:26'06.490
17	31.718	14.521	28.225	22.135	1'36.599	284,2	14:27'43.089
18	32.017	14.552	28.447	22.307	1'37.323	286,5	14:29'20.412
19	31.680	14.697	28.291	22.181	1'36.849	286,5	14:30'57.261
20	31.807	14.506	28.324	22.230	1'36.867	286,5	14:32'34.128
21	31.817	14.573	28.512	22.396	1'37.298	284,2	14:34'11.426
Race Time 33'51.604							

7° 66 T. SYKES (1'35.582)							
Lap	Seg.1	Seg.2	Seg.3	Seg.4	Lap Time	km/h	Local Time
1		14.548	28.100	22.258	1'42.490	287,2	14:02'02.312
2	31.597	14.235	28.459	22.363	1'36.654	288,8	14:03'38.966
3	31.586	14.402	27.850	21.994	1'35.832	282,0	14:05'14.798
4	31.551	14.266	27.884	22.022	1'35.723	291,1	14:06'50.521
5	31.528	14.208	27.928	21.918	1'35.582	291,1	14:08'26.103
6	31.593	14.316	27.951	22.006	1'35.866	289,5	14:10'01.969
7	31.856	14.229	28.102	22.134	1'36.321	290,3	14:11'38.290
8	31.703	14.314	28.055	22.022	1'36.094	288,8	14:13'14.384
9	31.621	14.312	28.027	22.013	1'35.973	286,5	14:14'50.357
10	31.561	14.322	27.949	22.076	1'35.908	283,5	14:16'26.265
11	31.639	14.370	28.011	21.969	1'35.989	285,7	14:18'02.254
12	31.579	14.283	27.958	22.007	1'35.827	288,0	14:19'38.081
13	31.561	14.340	27.962	22.039	1'35.902	288,0	14:21'13.983
14	31.690	14.367	28.097	22.055	1'36.209	286,5	14:22'50.192
15	31.629	14.370	28.126	22.083	1'36.208	286,5	14:24'26.400
16	31.524	14.383	28.023	22.017	1'35.947	283,5	14:26'02.347
17	31.651	14.645	28.199	22.155	1'36.650	287,2	14:27'38.997
18	31.700	14.391	28.205	22.378	1'36.674	286,5	14:29'15.671
19	31.683	14.410	28.149	22.085	1'36.327	285,7	14:30'51.998
20	31.623	14.301	28.022	22.007	1'35.953	287,2	14:32'27.951
21	31.527	14.289	27.993	22.131	1'35.940	283,5	14:34'03.891
Race Time 33'44.069							

10° 81 J. TORRES (1'35.615)							
Lap	Seg.1	Seg.2	Seg.3	Seg.4	Lap Time	km/h	Local Time
1		14.682	28.013	22.374	1'43.020	285,7	14:02'02.842
2	31.602	14.580	27.690	22.301	1'36.173	282,0	14:03'39.015
3	31.648	14.480	27.760	22.188	1'36.076	285,7	14:05'15.091
4	31.459	14.388	27.704	22.109	1'35.660	285,0	14:06'50.751
5	31.493	14.313	27.776	22.033	1'35.615	291,1	14:08'26.366
6	31.579	14.455	27.773	22.097	1'35.904	285,0	14:10'02.270
7	31.700	14.436	27.873	22.253	1'36.262	285,7	14:11'38.532
8	31.650	14.490	27.883	22.071	1'36.094	288,0	14:13'14.626
9	31.577	14.403	27.909	22.154	1'36.043	288,8	14:14'50.669
10	31.781	14.510	27.895	22.145	1'36.331	280,5	14:16'27.000
11	31.656	14.478	27.896	22.122	1'36.152	286,5	14:18'03.152
12	31.695	14.534	27.883	22.184	1'36.296	285,0	14:19'39.448
13	31.648	14.499	27.988	22.276	1'36.411	285,0	14:21'15.859
14	31.716	14.557	27.987	22.235	1'36.495	285,0	14:22'52.354
15	31.769	14.512	28.178	22.423	1'36.882	280,5	14:24'29.236
16	31.790	14.547	28.156	22.338	1'36.831	282,7	14:26'06.067
17	31.668	14.609	28.204	22.342	1'36.823	282,0	14:27'42.890
18	31.847	14.621	28.224	22.360	1'37.052	282,0	14:29'19.942
19	31.843	14.696	28.261	22.412	1'37.212	279,8	14:30'57.154
20	32.149	14.627	28.727	22.256	1'37.759	282,0	14:32'34.913
21	31.812	14.654	28.309	22.334	1'37.109	281,3	14:34'12.022
Race Time 33'52.200							

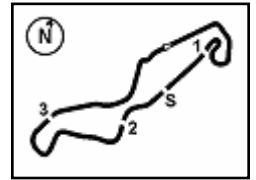
8° 91 L. HASLAM (1'35.390)							
Lap	Seg.1	Seg.2	Seg.3	Seg.4	Lap Time	km/h	Local Time
1		14.389	28.051	22.079	1'41.023	289,5	14:02'00.845
2	31.608	14.401	27.637	22.346	1'35.992	289,5	14:03'36.837
3	31.738	14.276	27.771	22.341	1'36.126	294,3	14:05'12.963
4	31.686	14.336	27.846	22.501	1'36.369	289,5	14:06'49.332
5	31.802	14.170	27.725	22.223	1'35.920	295,9	14:08'25.252
6	31.511	14.185	27.686	22.463	1'35.845	299,2	14:10'01.097
7	31.819	14.261	27.664	21.925	1'35.669	295,1	14:11'36.766
8	31.553	14.188	27.812	21.837	1'35.390	292,7	14:13'12.156
9	31.630	14.125	27.687	22.364	1'35.806	294,3	14:14'47.962
10	31.636	14.133	27.704	22.548	1'36.021	291,1	14:16'23.983
11	31.661	14.174	27.708	22.766	1'36.309	294,3	14:18'00.292
12	31.617	14.329	27.922	22.072	1'35.940	291,9	14:19'36.232
13	31.418	14.261	28.028	21.902	1'35.609	291,9	14:21'11.841
14	31.469	14.227	27.925	22.191	1'35.812	293,5	14:22'47.653
15	31.681	14.303	28.053	22.249	1'36.286	293,5	14:24'23.939
16	31.689	14.338	28.009	21.980	1'36.016	295,1	14:25'59.955
17	31.753	14.510	28.570	22.382	1'37.215	291,1	14:27'37.170
18	32.159	14.485	29.006	22.822	1'38.472	288,0	14:29'15.642
19	32.437	14.508	28.588	22.525	1'38.058	290,3	14:30'53.700

11° 11 S. CORTESE (1'35.683)							
Lap	Seg.1	Seg.2	Seg.3	Seg.4	Lap Time	km/h	Local Time
1		14.957	28.185	22.521	1'43.403	285,0	14:02'03.225
2	31.560	14.545	27.658	22.385	1'36.148	291,1	14:03'39.373
3	31.695	14.688	27.696	22.307	1'36.386	282,7	14:05'15.759
4	31.537	14.468	27.584	22.094	1'35.683	286,5	14:06'51.442
5	31.505	14.387	27.595	22.233	1'35.720	293,5	14:08'27.162
6	31.375	14.444	27.753	22.171	1'35.743	291,9	14:10'02.905
7	31.894	14.374	28.099	22.397	1'36.764	291,9	14:11'39.669
8	31.544	14.439	27.830	22.281	1'36.094	292,7	14:13'15.763
9	31.564	14.370	27.845	22.390	1'36.169	291,1	14:14'51.932
10	31.430	14.398	28.154	22.286	1'36.268	291,1	14:16'28.200

14/04/2019 P = Pits In/Out - C = Lap Time Cancelled

These data/results cannot be reproduced, stored and/or transmitted in whole or in part by any manner of electronic, mechanical, photocopying, recording, broadcasting or otherwise now known or herein after developed without the previous express consent by the copyright owner, except for reproduction in daily press and regular printed publications on sale to the public within 60 days of the event related to those data/results and always provided that copyright symbol appears together as follows below.

© DORNA WSBK ORGANIZATION Srl 2019



Motul Dutch Round, 12-14 April 2019 Chronological Analysis Race 2

TT Circuit Assen 4.542 m

Start at 14:00'19.822

3 / 4

11	31.511	14.346	27.867	22.239	1'35.963	295,9	14:18'04.163	2	31.967	14.515	28.064	22.945	1'37.491	291,9	14:03'40.724
12	31.550	14.612	27.924	22.229	1'36.315	295,9	14:19'40.478	3	32.235	14.413	27.893	22.363	1'36.904	290,3	14:05'17.628
13	31.478	14.371	27.900	22.406	1'36.155	290,3	14:21'16.633	4	32.078	14.451	27.953	22.320	1'36.802	288,0	14:06'54.430
14	31.812	14.507	27.950	22.519	1'36.788	291,9	14:22'53.421	5	31.785	14.507	27.920	22.781	1'36.993	291,1	14:08'31.423
15	31.716	14.515	27.902	22.580	1'36.713	289,5	14:24'30.134	6	31.882	14.615	28.069	22.599	1'37.165	288,8	14:10'08.588
16	31.816	14.505	27.962	22.589	1'36.872	288,8	14:26'07.006	7	31.591	14.485	28.001	22.339	1'36.416	287,2	14:11'45.004
17	31.721	14.523	28.026	22.502	1'36.772	289,5	14:27'43.778	8	31.611	14.503	28.073	22.426	1'36.613	290,3	14:13'21.617
18	31.866	14.572	28.160	22.745	1'37.343	290,3	14:29'21.121	9	31.581	14.574	27.966	22.614	1'36.735	285,7	14:14'58.352
19	31.828	14.604	27.997	23.010	1'37.439	288,0	14:30'58.560	10	31.590	14.515	27.954	22.368	1'36.427	285,7	14:16'34.779
20	32.218	14.917	28.304	23.087	1'38.526	281,3	14:32'37.086	11	31.503	14.482	28.566	22.446	1'36.997	288,8	14:18'11.776
21	32.577	14.914	28.539	23.674	1'39.704	276,9	14:34'16.790	12	31.592	14.475	28.130	22.520	1'36.717	282,7	14:19'48.493

Race Time 33'56.968

12° 2 L. CAMIER (1'36.520)

Lap	Seg.1	Seg.2	Seg.3	Seg.4	Lap Time	km/h	Local Time
1		14.866	28.666	22.387	1'43.930	288,0	14:02'03.752
2	31.771	14.457	27.938	22.578	1'36.744	285,7	14:03'40.496
3	31.706	14.559	28.016	22.499	1'36.780	287,2	14:05'17.276
4	31.929	14.503	27.992	22.542	1'36.966	285,0	14:06'54.242
5	31.728	14.530	28.045	22.932	1'37.235	288,0	14:08'31.477
6	32.546	14.461	28.089	22.525	1'37.621	289,5	14:10'09.098
7	31.805	14.382	28.096	22.313	1'36.596	295,1	14:11'45.694
8	31.829	14.458	27.940	22.427	1'36.654	291,9	14:13'22.348
9	31.653	14.405	28.049	22.413	1'36.520	287,2	14:14'58.868
10	31.803	14.545	28.011	22.216	1'36.575	288,0	14:16'35.443
11	31.783	14.433	28.082	22.333	1'36.631	289,5	14:18'12.074
12	31.772	14.547	28.015	22.415	1'36.749	288,0	14:19'48.823
13	31.756	14.389	28.068	22.488	1'36.701	291,1	14:21'25.524
14	31.716	14.558	28.201	22.604	1'37.079	281,3	14:23'02.603
15	31.775	14.604	28.252	22.610	1'37.241	289,5	14:24'39.844
16	31.851	14.632	28.171	22.587	1'37.241	282,7	14:26'17.085
17	32.507	14.836	28.413	22.379	1'38.135	291,1	14:27'55.220
18	31.889	14.535	28.220	22.465	1'37.109	287,2	14:29'32.329
19	31.932	14.549	28.158	22.412	1'37.051	288,0	14:31'09.380
20	31.938	14.745	28.195	22.666	1'37.544	284,2	14:32'46.924
21	31.950	14.684	28.350	22.635	1'37.619	286,5	14:34'24.543

Race Time 34'04.721

13° 50 E. LAVERTY (1'36.549)

Lap	Seg.1	Seg.2	Seg.3	Seg.4	Lap Time	km/h	Local Time
1		14.730	28.495	22.794	1'44.191	289,5	14:02'04.013
2	31.945	14.474	27.973	22.412	1'36.804	293,5	14:03'40.817
3	31.924	14.413	28.002	22.261	1'36.600	293,5	14:05'17.417
4	32.395	14.600	27.912	22.406	1'37.313	291,9	14:06'54.730
5	31.908	14.378	28.001	22.589	1'36.876	293,5	14:08'31.606
6	32.126	14.459	28.131	22.527	1'37.243	291,1	14:10'08.849
7	31.843	14.349	28.029	22.416	1'36.637	297,5	14:11'45.486
8	31.711	14.470	28.020	22.348	1'36.549	291,1	14:13'22.035
9	31.609	14.449	28.089	22.416	1'36.563	290,3	14:14'58.598
10	31.809	14.519	28.028	22.285	1'36.641	291,1	14:16'35.239
11	31.807	14.386	28.203	22.655	1'37.051	288,8	14:18'12.290
12	31.909	14.562	28.089	22.375	1'36.935	293,5	14:19'49.225
13	31.697	14.537	28.011	22.406	1'36.651	292,7	14:21'25.876
14	31.850	14.402	28.256	22.458	1'36.966	291,9	14:23'02.842
15	31.932	14.473	28.333	22.495	1'37.233	290,3	14:24'40.075
16	31.920	14.565	28.201	22.621	1'37.307	288,8	14:26'17.382
17	32.036	14.637	28.361	22.480	1'37.514	288,0	14:27'54.896
18	31.893	14.569	28.192	22.565	1'37.219	290,3	14:29'32.115
19	31.798	14.555	28.304	22.807	1'37.464	286,5	14:31'09.579
20	32.160	14.605	28.338	22.421	1'37.524	291,9	14:32'47.103
21	32.004	14.670	28.267	22.819	1'37.760	288,8	14:34'24.863

Race Time 34'05.041

14° 33 M. MELANDRI (1'36.416)

Lap	Seg.1	Seg.2	Seg.3	Seg.4	Lap Time	km/h	Local Time
1		14.653	27.875	23.008	1'43.411	289,5	14:02'03.233

15° 21 M. RINALDI (1'36.494)

Lap	Seg.1	Seg.2	Seg.3	Seg.4	Lap Time	km/h	Local Time
1		14.739	28.458	22.705	1'44.340	293,5	14:02'04.162
2	32.070	14.534	27.973	22.527	1'37.104	289,5	14:03'41.266
3	31.997	14.489	28.015	22.345	1'36.846	295,1	14:05'18.112
4	31.910	14.694	28.065	22.473	1'37.142	293,5	14:06'55.254
5	31.930	14.441	27.857	22.455	1'36.683	293,5	14:08'31.937
6	32.287	14.606	28.119	22.547	1'37.559	295,9	14:10'09.496
7	31.948	14.509	28.023	22.527	1'37.007	298,3	14:11'46.503
8	31.824	14.477	27.979	22.518	1'36.798	294,3	14:13'23.301
9	31.740	14.500	28.018	22.486	1'36.744	292,7	14:15'00.045
10	31.670	14.535	27.976	22.411	1'36.592	287,2	14:16'36.637
11	31.626	14.414	28.005	22.449	1'36.494	295,1	14:18'13.131
12	31.767	14.614	28.014	22.473	1'36.868	293,5	14:19'49.999
13	31.721	14.544	28.008	22.488	1'36.761	294,3	14:21'26.760
14	31.894	14.546	28.043	22.539	1'37.022	291,9	14:23'03.782
15	31.730	14.526	28.211	22.492	1'36.959	291,1	14:24'40.741
16	31.988	14.641	28.146	22.538	1'37.313	294,3	14:26'18.054
17	31.845	14.683	28.381	22.624	1'37.533	293,5	14:27'55.587
18	32.020	14.578	28.218	22.746	1'37.562	297,5	14:29'33.149
19	31.785	14.567	28.121	22.629	1'37.102	294,3	14:31'10.251
20	32.015	14.611	28.209	22.559	1'37.394	292,7	14:32'47.645
21	31.887	14.609	28.502	22.774	1'37.772	294,3	14:34'25.417

Race Time 34'05.595

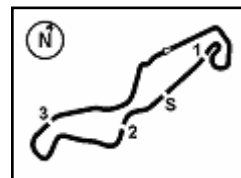
16° 80 H. BARBERA (1'36.605)

Lap	Seg.1	Seg.2	Seg.3	Seg.4	Lap Time	km/h	Local Time
1		14.906	28.052	22.864	1'45.030	288,0	14:02'04.852
2	32.065	14.605	28.111	22.556	1'37.337	284,2	14:03'42.189
3	31.838	14.449	28.460	22.455	1'37.202	289,5	14:05'19.391
4	31.912	14.534	28.037	22.472	1'36.955	285,0	14:06'56.346
5	31.919	14.461	27.927	22.329	1'36.636	289,5	14:08'32.982
6	31.947	14.539	27.934	22.485	1'36.905	288,8	14:10'09.887
7	32.264	14.634	28.119	22.473	1'37.490	290,3	14:11'47.377
8	31.847	14.474	28.034	22.316	1'36.671	291,1	14:13'24.048
9	31.842	14.482	27.979	22.456	1'36.759	283,5	14:15'00.807
10	31.714	14.624	27.976	22.291	1'36.605	283,5	14:16'37.412
11	32.021	14.477	28.121	22.425	1'37.044	285,0	14:18'14.456
12	31.919	14.581	27.908	22.453	1'36.861	286,5	14:19'51.317
13	31.983	14.534	28.041	22.596	1'37.154	285,7	14:21'28.471
14	31.797	14.520	28.039	22.418	1'36.774	285,0	14:23'05.245
15	31.846	14.741	28.158	22.500	1'37.245	286,5	14:24'42.490
16	31.846	14.500	28.333	22.335	1'37.014	285,0	14:26'19.504

14/04/2019 P = Pits In/Out - C = Lap Time Cancelled

These data/results cannot be reproduced, stored and/or transmitted in whole or in part by any manner of electronic, mechanical, photocopying, recording, broadcasting or otherwise now known or herein after developed without the previous express consent by the copyright owner, except for reproduction in daily press and regular printed publications on sale to the public within 60 days of the event related to those data/results and always provided that copyright symbol appears together as follows below.

© DORNA WSBK ORGANIZATION Srl 2019



TT Circuit Assen 4.542 m

4 / 4

Motul Dutch Round, 12-14 April 2019

Chronological Analysis Race 2

Start at 14:00'19.822

17	31.762	14.725	28.142	22.497	1'37.126	289,5	14:27'56.630
18	31.883	14.615	28.200	22.442	1'37.140	285,0	14:29'33.770
19	31.924	14.558	28.286	22.437	1'37.205	288,8	14:31'10.975
20	31.892	14.502	28.164	22.611	1'37.169	284,2	14:32'48.144
21	31.887	14.553	28.186	22.829	1'37.455	289,5	14:34'25.599

Race Time 34'05.777

17° 52 A. DELBIANCO (1'36.915)							
Lap	Seg.1	Seg.2	Seg.3	Seg.4	Lap Time	km/h	Local Time
1		14.794	28.230	22.761	1'44.504	282,7	14:02'04.326
2	32.141	14.709	28.043	22.320	1'37.213	278,4	14:03'41.539
3	31.957	14.737	27.889	22.438	1'37.021	282,7	14:05'18.560
4	31.814	14.830	27.974	22.356	1'36.974	282,7	14:06'55.534
5	31.930	14.724	27.928	22.333	1'36.915	287,2	14:08'32.449
6	31.940	14.739	27.973	22.609	1'37.261	285,0	14:10'09.710
7	32.197	14.944	28.291	22.448	1'37.880	281,3	14:11'47.590
8	31.970	14.689	28.067	22.302	1'37.028	281,3	14:13'24.618
9	32.034	14.761	28.001	22.499	1'37.295	276,2	14:15'01.913
10	31.895	14.888	28.268	22.586	1'37.637	277,6	14:16'39.550
11	32.315	14.936	28.375	22.487	1'38.113	277,6	14:18'17.663
12	32.207	15.007	28.172	22.726	1'38.112	276,9	14:19'55.775
13	32.843	14.988	28.564	23.283	1'39.678	276,9	14:21'35.453
14	32.816	15.188	28.699	23.099	1'39.802	272,7	14:23'15.255
15	32.859	15.184	28.681	23.120	1'39.844	273,4	14:24'55.099
16	32.803	15.343	28.813	23.166	1'40.125	270,7	14:26'35.224
17	32.703	15.187	28.709	23.335	1'39.934	275,5	14:28'15.158
18	32.701	15.329	28.898	23.352	1'40.280	274,1	14:29'55.438
19	32.969	15.410	29.023	23.343	1'40.745	269,3	14:31'36.183
20	32.998	15.370	29.060	23.434	1'40.862	270,7	14:33'17.045
21	33.083	15.589	29.307	23.680	1'41.659	270,7	14:34'58.704

Race Time 34'38.882

RET 23 R. KIYONARI (1'36.739)							
Lap	Seg.1	Seg.2	Seg.3	Seg.4	Lap Time	km/h	Local Time
1		14.981	28.079	22.675	1'44.669	271,4	14:02'04.491
2	32.191	14.705	28.129	22.476	1'37.501	276,2	14:03'41.992
3	31.820	14.619	28.354	22.434	1'37.227	285,0	14:05'19.219
4	32.377	14.639	28.105	22.470	1'37.591	286,5	14:06'56.810
5	32.047	14.623	28.042	22.483	1'37.195	290,3	14:08'34.005
6	32.001	14.436	28.197	22.515	1'37.149	289,5	14:10'11.154
7	31.866	14.457	28.074	22.342	1'36.739	290,3	14:11'47.893
8	31.978	14.622	28.054	22.297	1'36.951	289,5	14:13'24.844
9	32.015	14.692	28.116	22.597	1'37.420	270,0	14:15'02.264
10	31.999	14.659	28.257	22.771	1'37.686	285,7	14:16'39.950
11	32.100	14.584	28.221	22.512	1'37.417	286,5	14:18'17.367
12	32.033	14.635	27.986	22.668	1'37.322	285,7	14:19'54.689
13	31.988	14.540	28.157	22.657	1'37.342	288,8	14:21'32.031
14	31.983	14.718	28.270	22.809	1'37.780	287,2	14:23'09.811
15	32.129	14.789	28.529	23.100	1'38.547	281,3	14:24'48.358
16	33.180	14.901	29.782	36.038	1'53.901P	283,5	14:26'42.259

Race Time 26'22.437

14/04/2019 P = Pits In/Out - C = Lap Time Cancelled

These data/results cannot be reproduced, stored and/or transmitted in whole or in part by any manner of electronic, mechanical, photocopying, recording, broadcasting or otherwise now known or herein after developed without the previous express consent by the copyright owner, except for reproduction in daily press and regular printed publications on sale to the public within 60 days of the event related to those data/results and always provided that copyright symbol appears together as follows below.

© DORNA WSBK ORGANIZATION Srl 2019