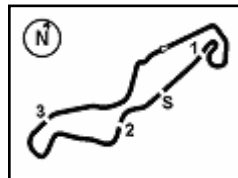


TT CIRCUIT ASSEN				
TRACK LENGTH:		4,542 km	2,822 mi	
Loop	ID	OC	GPS	
		ms	LAT	LON
Pit In	3	15	52,96067 N	6,52210 E
Pit Out	18	90	52,96384 N	6,52760 E
Speed	20	100	52,95921 N	6,52502 E
FL.1	40	200	52,96306 N	6,53114 E
I1	22	110	52,96199 N	6,52805 E
I2	24	120	52,95566 N	6,52088 E
I2.1	41	205	52,95234 N	6,51199 E
I3	26	130	52,95562 N	6,51282 E
I3.1	42	210	52,95917 N	6,52125 E
FL	30	150	52,96231 N	6,52410 E

PS = Practice Start board



Motul Dutch Round, 12-14 April 2019

Biographical Entry List

TT Circuit Assen 4.542 m

No.	Rider (Abbreviation)	Nat	Bike Team	Wins 2019	Podiums 2019	Pole 2019	Races 2019	Tyres	Class
Age	Date of Birth	Place of Birth							
1	1 REA Jonathan (Rea) 32 02/02/1987	GBR	Kawasaki ZX-10RR Kawasaki Racing Team WorldSBK	71	140	17	249	Pirelli	
					6	1	6		
2	2 CAMIER Leon (Cam) 32 04/08/1986	GBR	Honda CBR1000RR Moriwaki Althea Honda Team		9		210	Pirelli	
							5		
3	7 DAVIES Chaz (Dav) 32 10/02/1987	GBR	Ducati Panigale V4 R ARUBA.IT Racing - Ducati	29	79	6	183	Pirelli	
							6		
4	11 CORTESE Sandro (Cor) 29 06/01/1990	GER	Yamaha YZF R1 GRT Yamaha WorldSBK				6	Pirelli	IND
							6		
5	19 BAUTISTA Alvaro (Bau) 34 21/11/1984	ESP	Ducati Panigale V4 R ARUBA.IT Racing - Ducati	6	6	1	6	Pirelli	
				6	6	1	6		
6	21 RINALDI Michael Ruben (Rin) 23 21/12/1995	ITA	Ducati Panigale V4 R BARNI Racing Team				22	Pirelli	IND
							6		
7	22 LOWES Alex (Low) 28 14/09/1990	GBR	Yamaha YZF R1 Pata Yamaha WorldSBK Team	1	14	1	135	Pirelli	
					3		6		
8	23 KIYONARI Ryuichi (Kiy) 36 23/09/1982	JPN	Honda CBR1000RR Moriwaki Althea Honda Team	3	6		59	Pirelli	
							6		
9	28 REITERBERGER Markus (Rei) 25 09/03/1994	GER	BMW S1000 RR BMW Motorrad WorldSBK Team				44	Pirelli	
							6		
10	33 MELANDRI Marco (Mel) 36 07/08/1982	ITA	Yamaha YZF R1 GRT Yamaha WorldSBK	22	73	4	159	Pirelli	IND
					1		6		
11	50 LAVERTY Eugene (Lav) 32 03/06/1986	IRL	Ducati Panigale V4 R Team Goeleven	13	35	3	157	Pirelli	IND
							6		
12	52 DELBIANCO Alessandro (Del) 21 31/07/1997	ITA	Honda CBR1000RR Althea Mie Racing Team				6	Pirelli	IND
							6		
13	54 RAZGATLIOGLU Toprak (Raz) 22 16/10/1996	TUR	Kawasaki ZX-10RR Turkish Puccetti Racing		2		30	Pirelli	IND
							6		
14	60 VAN DER MARK Michael (vdM) 26 26/10/1992	NED	Yamaha YZF R1 Pata Yamaha WorldSBK Team	2	21	1	109	Pirelli	
							6		
15	66 SYKES Tom (Syk) 33 19/08/1985	GBR	BMW S1000 RR BMW Motorrad WorldSBK Team	34	108	48	265	Pirelli	
							6		
16	80 BARBERA Hector (Bar) 32 02/11/1986	ESP	Kawasaki ZX-10RR Orelac Racing VerdNatura					Pirelli	IND
17	81 TORRES Jordi (Tor) 31 27/08/1987	ESP	Kawasaki ZX-10RR Team Pedercini Racing	1	4		105	Pirelli	IND
							6		
18	91 HASLAM Leon (Has) 35 31/05/1983	GBR	Kawasaki ZX-10RR Kawasaki Racing Team WorldSBK	5	41	3	223	Pirelli	
					2		6		

12/04/2019

* = Wild Card

** = One Event

These data/results cannot be reproduced, stored and/or transmitted in whole or in part by any manner of electronic, mechanical, photocopying, recording, broadcasting or otherwise now known or herein after developed without the previous express consent by the copyright owner, except for reproduction in daily press and regular printed publications on sale to the public within 60 days of the event related to those data/results and always provided that copyright symbol appears together as follows below.

© DORNA WSBK ORGANIZATION Srl 2019

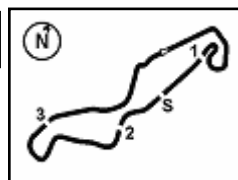
FKR PERUGIA TIMING



Official Tyre Supplier



Official Timekeeper



TT Circuit Assen 4.542 m

1 / 2

Motul Dutch Round, 12-14 April 2019

Results Free Practice 1st Session

No.	Rider	Nat	Team	Bike	Class	Time	Gap	Rel.	Laps	Speed	
										Avg	Max
1	1 J. REA	GBR	Kawasaki Racing Team WorldSBK	Kawasaki ZX-10RR		1'35.598			17	171,041	290,3
2	60 M. VAN DER MARK	NED	Pata Yamaha WorldSBK Team	Yamaha YZF R1		1'35.763	0.165	0.165	22	170,747	292,7
3	66 T. SYKES	GBR	BMW Motorrad WorldSBK Team	BMW S1000 RR		1'35.789	0.191	0.026	17	170,700	288,0
4	19 A. BAUTISTA	ESP	ARUBA.IT Racing - Ducati	Ducati Panigale V4 R		1'35.915	0.317	0.126	20	170,476	294,3
5	7 C. DAVIES	GBR	ARUBA.IT Racing - Ducati	Ducati Panigale V4 R		1'35.970	0.372	0.055	20	170,378	295,1
6	28 M. REITERBERGER	GER	BMW Motorrad WorldSBK Team	BMW S1000 RR		1'36.012	0.414	0.042	18	170,304	283,5
7	91 L. HASLAM	GBR	Kawasaki Racing Team WorldSBK	Kawasaki ZX-10RR		1'36.317	0.719	0.305	22	169,764	293,5
8	54 T. RAZGATLIOGLU	TUR	Turkish Puccetti Racing	Kawasaki ZX-10RR	IND	1'36.448	0.850	0.131	16	169,534	292,7
9	22 A. LOWES	GBR	Pata Yamaha WorldSBK Team	Yamaha YZF R1		1'36.459	0.861	0.011	10	169,515	291,1
10	81 J. TORRES	ESP	Team Pedercini Racing	Kawasaki ZX-10RR	IND	1'36.550	0.952	0.091	19	169,355	290,3
11	33 M. MELANDRI	ITA	GRT Yamaha WorldSBK	Yamaha YZF R1	IND	1'37.037	1.439	0.487	18	168,505	288,8
12	2 L. CAMIER	GBR	Moriwaki Althea Honda Team	Honda CBR1000RR		1'37.223	1.625	0.186	13	168,182	285,7
13	50 E. LAVERTY	IRL	Team GoEleven	Ducati Panigale V4 R	IND	1'37.503	1.905	0.280	18	167,699	294,3
14	23 R. KIYONARI	JPN	Moriwaki Althea Honda Team	Honda CBR1000RR		1'37.859	2.261	0.356	20	167,089	291,9
15	11 S. CORTESE	GER	GRT Yamaha WorldSBK	Yamaha YZF R1	IND	1'38.072	2.474	0.213	18	166,726	288,8
16	80 H. BARBERA	ESP	Orelac Racing VerdNatura	Kawasaki ZX-10RR	IND	1'39.060	3.462	0.988	19	165,064	284,2
17	21 M. RINALDI	ITA	BARNI Racing Team	Ducati Panigale V4 R	IND	1'39.081	3.483	0.021	16	165,029	293,5
18	52 A. DELBIANCO	ITA	Althea Mie Racing Team	Honda CBR1000RR	IND	1'40.025	4.427	0.944	17	163,471	275,5

Qualifying Lap Time (107% of 1'35.598): 1'42.291

AIR	Humidity:	56%	Temp:	6°C
TRACK	Condition:	Dry	Temp:	10°C

Records	Pole	(SP2)	2017	J.Rea	1'33.505	174,870	Km/h
	Race	(RC1)	2017	J.Rea	1'34.880	172,340	Km/h
	All Times	(SP2)	2017	J.Rea	1'33.505	174,870	Km/h

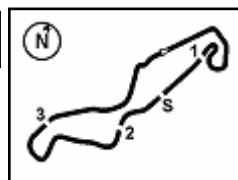
Start 12/04/2019 10:30
End 11:25

The results are provisional until the end of the time limit for protests and appeals and the completion of the technical checks.

These data/results cannot be reproduced, stored and/or transmitted in whole or in part by any manner of electronic, mechanical, photocopying, recording, broadcasting or otherwise now known or herein after developed without the previous express consent by the copyright owner, except for reproduction in daily press and regular printed publications on sale to the public within 60 days of the event related to those data/results and always provided that copyright symbol appears together as follows below.

© DORNA WSBK ORGANIZATION Srl 2019





Motul Dutch Round, 12-14 April 2019

Results Free Practice 1st Session

Session Highlights

Local Time	No. Rider	Description
10.30.00		Start
10.30.49		WorldSBK Pit Intervention Time: 1min 1sec
10.31.15		RED FLAG
10.34.00		Session Restart
10.46.23	7 C. DAVIES	Current Lap Cancelled - Exceeded Track Limits - Turn 1
10.58.54	22 A. LOWES	Crashed - Turn 9
11.06.35	1 J. REA	On Asphalt - Re-Joined - Turn 8
11.09.50	2 L. CAMIER	Crashed - Turn 5
11.10.32	2 L. CAMIER	Re-joined
11.12.49	52 A. DELBIANCO	On Asphalt - Re-Joined - Turn 1
11.13.31	60 M. VAN DER MARK	On Asphalt - Re-Joined - Turn 2
11.16.06	7 C. DAVIES	Lap Cancelled (1'37.187) - Exceeded Track Limits - Turn 17
11.20.53		WorldSSP FP1 Pit Lane Will Open at 11.35
11.22.51	60 M. VAN DER MARK	On Asphalt - Re-Joined - Turn 1
11.22.51	91 L. HASLAM	On Asphalt - Re-Joined - Turn 1
11.25.14		End Of Session

Fastest Laps Sequence

No.	Rider	Nat	Team	Bike	Local Time	Time	Gap	Avg
52	A. DELBIANCO	ITA	Althea Mie Racing Team	Honda CBR1000RR	10:37'25.150	5'09.256		52,873
50	E. LAVERTY	IRL	Team Goeleven	Ducati Panigale V4 R	10:37'31.424	5'04.684	-4.572	53,666
7	C. DAVIES	GBR	ARUBA.IT Racing - Ducati	Ducati Panigale V4 R	10:37'35.298	4'56.353	-8.331	55,175
66	T. SYKES	GBR	BMW Motorrad WorldSBK Team	BMW S1000 RR	10:37'42.775	4'31.992	-24.361	60,116
1	J. REA	GBR	Kawasaki Racing Team WorldSBK	Kawasaki ZX-10RR	10:38'45.598	1'36.261	-2'55.731	169,863
1	J. REA	GBR	Kawasaki Racing Team WorldSBK	Kawasaki ZX-10RR	10:50'20.702	1'35.606	-0.655	171,027
1	J. REA	GBR	Kawasaki Racing Team WorldSBK	Kawasaki ZX-10RR	11:19'03.526	1'35.598	-0.008	171,041

Start 10:30 End 11:25 The results are provisional until the end of the time limit for protests and appeals and the completion of the technical checks.

These data/results cannot be reproduced, stored and/or transmitted in whole or in part by any manner of electronic, mechanical, photocopying, recording, broadcasting or otherwise now known or herein after developed without the previous express consent by the copyright owner, except for reproduction in daily press and regular printed publications on sale to the public within 60 days of the event related to those data/results and always provided that copyright symbol appears together as follows below.

© DORNA WSBK ORGANIZATION Srl 2019

Motul Dutch Round, 12-14 April 2019

Best Sectors & Speed Free Practice 1st Session

TT Circuit Assen 4.542 m

BEST LAP			
1	1 J. REA	Kawasaki ZX-10RR	1'35.598
2	60 M. VAN DER MARK	Yamaha YZF R1	1'35.763
3	66 T. SYKES	BMW S1000 RR	1'35.789
4	19 A. BAUTISTA	Ducati Panigale V4 R	1'35.915
5	7 C. DAVIES	Ducati Panigale V4 R	1'35.970
6	28 M. REITERBERGER	BMW S1000 RR	1'36.012
7	91 L. HASLAM	Kawasaki ZX-10RR	1'36.317
8	54 T. RAZGATLIOGLU	Kawasaki ZX-10RR	1'36.448
9	22 A. LOWES	Yamaha YZF R1	1'36.459
10	81 J. TORRES	Kawasaki ZX-10RR	1'36.550
11	33 M. MELANDRI	Yamaha YZF R1	1'37.037
12	2 L. CAMIER	Honda CBR1000RR	1'37.223
13	50 E. LAVERTY	Ducati Panigale V4 R	1'37.503
14	23 R. KIYONARI	Honda CBR1000RR	1'37.859
15	11 S. CORTESE	Yamaha YZF R1	1'38.072
16	80 H. BARBERA	Kawasaki ZX-10RR	1'39.060
17	21 M. RINALDI	Ducati Panigale V4 R	1'39.081
18	52 A. DELBIANCO	Honda CBR1000RR	1'40.025

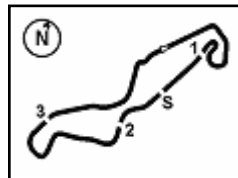
SPEED			
1	7 C. DAVIES	Ducati Panigale V4 R	295,1
2	19 A. BAUTISTA	Ducati Panigale V4 R	294,3
3	50 E. LAVERTY	Ducati Panigale V4 R	294,3
4	21 M. RINALDI	Ducati Panigale V4 R	293,5
5	91 L. HASLAM	Kawasaki ZX-10RR	293,5
6	54 T. RAZGATLIOGLU	Kawasaki ZX-10RR	292,7
7	60 M. VAN DER MARK	Yamaha YZF R1	292,7
8	23 R. KIYONARI	Honda CBR1000RR	291,9
9	22 A. LOWES	Yamaha YZF R1	291,1
10	81 J. TORRES	Kawasaki ZX-10RR	290,3
11	1 J. REA	Kawasaki ZX-10RR	290,3
12	33 M. MELANDRI	Yamaha YZF R1	288,8
13	11 S. CORTESE	Yamaha YZF R1	288,8
14	66 T. SYKES	BMW S1000 RR	288,0
15	2 L. CAMIER	Honda CBR1000RR	285,7
16	80 H. BARBERA	Kawasaki ZX-10RR	284,2
17	28 M. REITERBERGER	BMW S1000 RR	283,5
18	52 A. DELBIANCO	Honda CBR1000RR	275,5

SEG. 1			SEG. 2			SEG. 3			SEG. 4		
1	1 J. REA	31.315	1	1 J. REA	14.278	1	28 M. REITERBERGER	27.610	1	1 J. REA	22.006
2	60 M. VAN DER MARK	31.421	2	19 A. BAUTISTA	14.358	2	1 J. REA	27.686	2	66 T. SYKES	22.073
3	7 C. DAVIES	31.422	3	7 C. DAVIES	14.374	3	60 M. VAN DER MARK	27.710	3	60 M. VAN DER MARK	22.075
4	66 T. SYKES	31.437	4	28 M. REITERBERGER	14.376	4	22 A. LOWES	27.797	4	19 A. BAUTISTA	22.130
5	19 A. BAUTISTA	31.447	5	66 T. SYKES	14.379	5	81 J. TORRES	27.854	5	91 L. HASLAM	22.171
6	28 M. REITERBERGER	31.498	6	91 L. HASLAM	14.439	6	66 T. SYKES	27.873	6	54 T. RAZGATLIOGLU	22.227
7	54 T. RAZGATLIOGLU	31.514	7	22 A. LOWES	14.440	7	19 A. BAUTISTA	27.874	7	7 C. DAVIES	22.245
8	81 J. TORRES	31.616	8	60 M. VAN DER MARK	14.472	8	7 C. DAVIES	27.929	8	28 M. REITERBERGER	22.284
9	22 A. LOWES	31.628	9	33 M. MELANDRI	14.521	9	91 L. HASLAM	27.975	9	22 A. LOWES	22.336
10	91 L. HASLAM	31.669	10	23 R. KIYONARI	14.552	10	2 L. CAMIER	28.095	10	81 J. TORRES	22.352
11	33 M. MELANDRI	31.680	11	54 T. RAZGATLIOGLU	14.560	11	50 E. LAVERTY	28.108	11	33 M. MELANDRI	22.388
12	2 L. CAMIER	31.847	12	50 E. LAVERTY	14.620	12	54 T. RAZGATLIOGLU	28.147	12	50 E. LAVERTY	22.477
13	50 E. LAVERTY	31.963	13	2 L. CAMIER	14.656	13	11 S. CORTESE	28.199	13	2 L. CAMIER	22.597
14	11 S. CORTESE	32.012	14	81 J. TORRES	14.690	14	33 M. MELANDRI	28.239	14	23 R. KIYONARI	22.607
15	23 R. KIYONARI	32.216	15	11 S. CORTESE	14.901	15	23 R. KIYONARI	28.430	15	11 S. CORTESE	22.731
16	21 M. RINALDI	32.438	16	80 H. BARBERA	14.960	16	80 H. BARBERA	28.486	16	80 H. BARBERA	23.019
17	80 H. BARBERA	32.477	17	21 M. RINALDI	14.969	17	21 M. RINALDI	28.595	17	21 M. RINALDI	23.079
18	52 A. DELBIANCO	32.570	18	52 A. DELBIANCO	15.197	18	52 A. DELBIANCO	28.734	18	52 A. DELBIANCO	23.130

12/04/2019

These data/results cannot be reproduced, stored and/or transmitted in whole or in part by any manner of electronic, mechanical, photocopying, recording, broadcasting or otherwise now known or herein after developed without the previous express consent by the copyright owner, except for reproduction in daily press and regular printed publications on sale to the public within 60 days of the event related to those data/results and always provided that copyright symbol appears together as follows below.

© DORNA WSBK ORGANIZATION Srl 2019



TT Circuit Assen 4.542 m

Motul Dutch Round, 12-14 April 2019

Ideal Times Free Practice 1st Session

No.	Rider	Nat	Bike	Seg. 1	Seg. 2	Seg. 3	Seg. 4	Ideal Time		
				Diff. 1	Diff. 2	Diff. 3	Diff. 4	Best Lap	Pos.	Diff.
1	1 J. REA	GBR	Kawasaki ZX-10RR	31.315	14.278 +0.068	27.686 +0.201	22.006 +0.044	1'35.285 1'35.598	1	0.313
2	60 M. VAN DER MARK	NED	Yamaha YZF R1	31.421 +0.062	14.472 +0.023	27.710	22.075	1'35.678 1'35.763	2	0.085
3	66 T. SYKES	GBR	BMW S1000 RR	31.437	14.379 +0.027	27.873	22.073	1'35.762 1'35.789	3	0.027
4	28 M. REITERBERGER	GER	BMW S1000 RR	31.498	14.376	27.610 +0.200	22.284 +0.044	1'35.768 1'36.012	6	0.244
5	19 A. BAUTISTA	ESP	Ducati Panigale V4 R	31.447 +0.040	14.358 +0.055	27.874	22.130 +0.011	1'35.809 1'35.915	4	0.106
6	7 C. DAVIES	GBR	Ducati Panigale V4 R	31.422	14.374	27.929	22.245	1'35.970 1'35.970	5	
7	22 A. LOWES	GBR	Yamaha YZF R1	31.628 +0.192	14.440 +0.066	27.797	22.336	1'36.201 1'36.459	9	0.258
8	91 L. HASLAM	GBR	Kawasaki ZX-10RR	31.669 +0.063	14.439	27.975	22.171	1'36.254 1'36.317	7	0.063
9	54 T. RAZGATLIOGLU	TUR	Kawasaki ZX-10RR	31.514	14.560	28.147	22.227	1'36.448 1'36.448	8	
10	81 J. TORRES	ESP	Kawasaki ZX-10RR	31.616 +0.038	14.690	27.854	22.352	1'36.512 1'36.550	10	0.038
11	33 M. MELANDRI	ITA	Yamaha YZF R1	31.680 +0.209	14.521	28.239	22.388	1'36.828 1'37.037	11	0.209
12	50 E. LAVERTY	IRL	Ducati Panigale V4 R	31.963 +0.252	14.620 +0.083	28.108	22.477	1'37.168 1'37.503	13	0.335
13	2 L. CAMIER	GBR	Honda CBR1000RR	31.847 +0.018	14.656	28.095 +0.010	22.597	1'37.195 1'37.223	12	0.028
14	23 R. KIYONARI	JPN	Honda CBR1000RR	32.216	14.552	28.430 +0.054	22.607	1'37.805 1'37.859	14	0.054
15	11 S. CORTESE	GER	Yamaha YZF R1	32.012	14.901 +0.070	28.199 +0.070	22.731 +0.089	1'37.843 1'38.072	15	0.229
16	80 H. BARBERA	ESP	Kawasaki ZX-10RR	32.477 +0.093	14.960 +0.018	28.486 +0.007	23.019	1'38.942 1'39.060	16	0.118
17	21 M. RINALDI	ITA	Ducati Panigale V4 R	32.438	14.969	28.595	23.079	1'39.081 1'39.081	17	
18	52 A. DELBIANCO	ITA	Honda CBR1000RR	32.570	15.197 +0.124	28.734 +0.266	23.130 +0.004	1'39.631 1'40.025	18	0.394
Overall Ideal Time				31.315	14.278	27.610	22.006	1'35.209		

12/04/2019

These data/results cannot be reproduced, stored and/or transmitted in whole or in part by any manner of electronic, mechanical, photocopying, recording, broadcasting or otherwise now known or herein after developed without the previous express consent by the copyright owner, except for reproduction in daily press and regular printed publications on sale to the public within 60 days of the event related to those data/results and always provided that copyright symbol appears together as follows below.

© DORNA WSBK ORGANIZATION Srl 2019

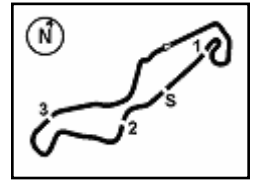
PIRELLI PERUGIA TIMING



Official Tyre Supplier



Official Timekeeper



Motul Dutch Round, 12-14 April 2019 Chronological Analysis Free Practice 1st Session

TT Circuit Assen 4.542 m

1 / 4

1° 1 J. REA (1'35.598)							
Lap	Seg.1	Seg.2	Seg.3	Seg.4	Lap Time	km/h	Local Time
1		14.683	28.698	31.632	C	285,0	10:31'51.913
2	4'11.949	14.718	28.368	22.389	5'17.424P	289,5	10:37'09.337
3	31.630	14.540	27.932	22.159	1'36.261	285,0	10:38'45.598
4	31.560	14.475	27.987	31.127	1'45.149P	287,2	10:40'30.747
5	7'08.955	14.636	28.480	22.278	8'14.349P	285,0	10:48'45.096
6	31.513	14.401	27.686	22.006	1'35.606	287,2	10:50'20.702
7	31.990	14.519	28.356	31.291	1'46.156P	290,3	10:52'06.858
8	5'41.773	14.644	28.371	22.440	6'47.228P	287,2	10:58'54.086
9	31.552	14.419	28.020	22.175	1'36.166	286,5	11:00'30.252
10	31.440	14.446	28.167	22.257	1'36.310	286,5	11:02'06.564
11	31.420	14.372	27.935	22.055	1'35.782	290,3	11:03'42.344
12	31.444	14.361	28.077	22.082	1'35.964	286,5	11:05'18.308
13	33.402	14.825	28.932	32.266	1'49.425P	285,0	11:07'07.733
14	9'14.330	14.630	28.961	22.274	10'20.195P	286,5	11:17'27.928
15	31.315	14.346	27.887	22.050	1'35.598	289,5	11:19'03.526
16	31.350	14.306	27.950	22.175	1'35.781	289,5	11:20'39.307
17	34.914	14.562	28.714	22.480	1'40.670	286,5	11:22'19.977
18	31.331	14.278	28.088	22.310	1'36.007	289,5	11:23'55.984

15	31.532	14.475	28.493	22.482	1'36.982	285,7	11:18'32.617
16	31.617	14.482	28.708	22.634	1'37.441	288,0	11:20'10.058
17	31.437	14.406	27.873	22.073	1'35.789	288,0	11:21'45.847
18	32.196	14.912	28.945	22.870	1'38.923	282,7	11:23'24.770

2° 60 M. VAN DER MARK (1'35.763)							
Lap	Seg.1	Seg.2	Seg.3	Seg.4	Lap Time	km/h	Local Time
1		15.858	29.411	33.515	C	274,1	10:32'15.108
2	4'21.041	15.482	28.385	22.849	5'27.757	279,1	10:37'42.865
3	32.490	14.855	27.975	22.435	1'37.755	284,2	10:39'20.620
4	31.976	14.843	28.041	22.564	1'37.424	282,0	10:40'58.044
5	31.973	14.839	28.057	22.556	1'37.425	282,7	10:42'35.469
6	31.998	14.755	28.121	22.413	1'37.287	282,7	10:44'12.756
7	31.707	14.725	28.146	22.284	1'36.862	285,0	10:45'49.618
8	34.992	14.694	28.873	32.678	1'51.237P	284,2	10:47'40.855
9	7'58.114	15.098	28.283	22.445	9'03.940P	281,3	10:56'44.795
10	31.790	14.641	27.951	22.454	1'36.836	287,2	10:58'21.631
11	31.675	14.612	28.099	22.430	1'36.816	282,7	10:59'58.447
12	31.752	14.694	28.018	22.371	1'36.835	283,5	11:01'35.282
13	32.059	14.798	28.755	33.015	1'48.627P	280,5	11:03'23.909
14	4'55.520	15.373	29.749	22.870	6'03.512P	284,2	11:09'27.421
15	31.733	14.589	28.033	22.375	1'36.730	288,8	11:11'04.151
16	31.483	14.495	27.710	22.075	1'35.763	284,2	11:12'39.914
17	36.672	14.669	28.419	22.513	1'42.273	287,2	11:14'22.187
18	31.421	14.480	27.934	22.230	1'36.065	292,7	11:15'58.252
19	31.511	14.602	27.764	22.158	1'36.035	287,2	11:17'34.287
20	31.423	14.528	27.913	22.177	1'36.041	287,2	11:19'10.328
21	36.053	14.923	28.625	22.681	1'42.282	283,5	11:20'52.610
22	31.695	14.472	27.770	22.263	1'36.200	286,5	11:22'28.810
23	36.289	14.491	27.909	22.278	1'40.967	291,1	11:24'09.777

4° 19 A. BAUTISTA (1'35.915)							
Lap	Seg.1	Seg.2	Seg.3	Seg.4	Lap Time	km/h	Local Time
1		15.885	31.247	34.222	C	255,9	10:32'23.902
2	4'03.350	15.229	29.097	23.560	5'11.236	285,0	10:37'35.138
3	32.557	14.742	28.472	22.710	1'38.481	286,5	10:39'13.619
4	31.983	14.736	28.228	22.868	1'37.815	291,1	10:40'51.434
5	32.154	14.478	28.260	22.817	1'37.709	290,3	10:42'29.143
6	32.229	14.632	28.201	22.786	1'37.848	291,9	10:44'06.991
7	31.789	14.449	28.264	22.588	1'37.090	291,1	10:45'44.081
8	32.036	14.491	28.617	22.569	1'37.713	291,9	10:47'21.794
9	32.100	14.525	28.434	22.519	1'37.578	292,7	10:48'59.372
10	32.179	14.547	28.582	22.590	1'37.898	286,5	10:50'37.270
11	37.375	15.315	29.418	32.995	1'55.103P	281,3	10:52'32.373
12	6'38.960	14.863	29.203	22.654	7'45.680P	287,2	11:00'18.053
13	31.597	14.466	27.946	22.148	1'36.157	290,3	11:01'54.210
14	31.487	14.413	27.874	22.141	1'35.915	288,8	11:03'30.125
15	31.609	14.358	27.908	22.168	1'36.043	291,9	11:05'06.168
16	31.616	14.376	28.116	22.130	1'36.238	292,7	11:06'42.406
17	31.447	14.488	28.017	22.345	1'36.297	291,1	11:08'18.703
18	33.911	14.992	29.466	33.349	1'51.718P	286,5	11:10'10.421
19	7'20.844	14.917	29.161	22.833	8'27.755P	292,7	11:18'38.176
20	33.075	14.576	28.546	32.647	1'48.844P	294,3	11:20'27.020
21	2'08.562	14.703	28.469	22.571	3'14.305P	291,9	11:23'41.325

3° 66 T. SYKES (1'35.789)							
Lap	Seg.1	Seg.2	Seg.3	Seg.4	Lap Time	km/h	Local Time
1		16.521	30.812	35.532	C	265,4	10:33'10.783
2	3'24.076	15.397	28.977	23.542	4'31.992	281,3	10:37'42.775
3	33.212	16.012	28.795	22.894	1'40.913	279,8	10:39'23.688
4	33.030	15.119	28.534	22.430	1'39.113	281,3	10:41'02.801
5	32.764	15.129	28.779	32.544	1'49.216	279,1	10:42'52.017
6	8'51.028	15.204	28.823	22.494	9'57.549	283,5	10:52'49.566
7	31.917	14.767	28.248	22.558	1'37.490	282,7	10:54'27.056
8	31.962	14.597	28.177	22.689	1'37.425	284,2	10:56'04.481
9	32.910	14.819	29.404	22.313	1'39.446	281,3	10:57'43.927
10	31.491	14.379	27.904	22.175	1'35.949	286,5	10:59'19.876
11	32.576	14.813	28.617	22.551	1'38.557	278,4	11:00'58.433
12	31.535	14.480	28.020	22.084	1'36.119	285,0	11:02'34.552
13	32.780	15.233	28.546	32.941	1'49.500P	279,1	11:04'24.052
14	11'20.515	15.077	33.208	22.783	12'31.583P	281,3	11:16'55.635

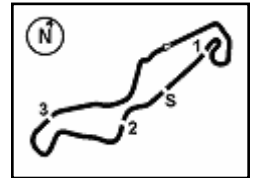
5° 7 C. DAVIES (1'35.970)							
Lap	Seg.1	Seg.2	Seg.3	Seg.4	Lap Time	km/h	Local Time
1		16.377	30.451	33.043	C	261,5	10:32'38.945
2	3'48.176	15.327	29.291	23.559	4'56.353	284,2	10:37'35.298
3	32.597	14.747	28.410	22.832	1'38.586	285,7	10:39'13.884
4	31.955	14.672	28.224	22.859	1'37.710	293,5	10:40'51.594
5	32.345	14.509	28.056	22.862	1'37.772	288,8	10:42'29.366
6	31.802	14.569	28.127	22.689	1'37.187C	291,1	10:44'06.553
7	31.523	14.733	28.019	22.613	1'36.888	290,3	10:45'43.441
8	34.602	14.835	28.725	24.850	1'43.012C	295,1	10:47'26.453
9	31.702	14.438	27.984	22.557	1'36.681	291,9	10:49'03.134
10	31.599	14.443	29.013	22.907	1'37.962	291,9	10:50'41.096
11	34.892	14.549	29.062	33.530	1'52.033P	292,7	10:52'33.129
12	8'43.391	16.891	29.192	23.053	9'52.527P	282,7	11:02'25.656
13	31.682	14.505	28.291	22.579	1'37.057	285,7	11:04'02.713
14	31.697	14.478	28.278	22.531	1'36.984	287,2	11:05'39.697
15	31.548	14.544	28.808	22.630	1'37.530	289,5	11:07'17.227
16	31.679	14.535	28.023	22.505	1'36.742	289,5	11:08'53.969
17	31.547	14.579	28.171	22.695	1'36.992	292,7	11:10'30.961
18	31.527	14.876	30.246	33.225	1'49.874P	291,1	11:12'20.835
19	7'25.311	14.903	28.553	22.633	8'31.400P	285,7	11:20'52.235
20	35.393	14.415	28.025	22.867	1'40.700	293,5	11:22'32.935
21	31.422	14.374	27.929	22.245	1'35.970	290,3	11:24'08.905

6° 28 M. REITERBERGER (1'36.012)							
Lap	Seg.1	Seg.2	Seg.3	Seg.4	Lap Time	km/h	Local Time
1		16.192	30.082	36.540	C	267,3	10:32'09.971
2	4'48.788	15.467	29.123	23.451	5'56.829	272,7	10:38'06.800
3	32.442	14.816	28.471	23.008	1'38.737	277,6	10:39'45.537
4	31.939	16.746	29.591	22.839	1'41.115	280,5	10:41'26.652
5	31.812	14.709	28.064	22.688	1'37.273	280,5	10:43'03.925
6	31.832	14.630	28.087	22.658	1'37.207	278,4	10:44'41.132
7	31.783	14.723	28.388	22.835	1'37.729	276,2	10:46'18.861
8	31.995	14.699	28.299	22.686	1'37.679	277,6	10:47'56.540

12/04/2019 P = Pits In/Out - C = Lap Time Cancelled

These data/results cannot be reproduced, stored and/or transmitted in whole or in part by any manner of electronic, mechanical, photocopying, recording, broadcasting or otherwise now known or herein after developed without the previous express consent by the copyright owner, except for reproduction in daily press and regular printed publications on sale to the public within 60 days of the event related to those data/results and always provided that copyright symbol appears together as follows below.

© DORNA WSBK ORGANIZATION Srl 2019



Motul Dutch Round, 12-14 April 2019 Chronological Analysis Free Practice 1st Session

TT Circuit Assen 4.542 m

2 / 4

9	34.637	16.498	30.857	23.573	1'45.565	260,9	10:49'42.105	4	31.813	14.680	28.016	22.749	1'37.258	286,5	10:41'25.103
10	32.210	15.202	28.812	23.310	1'39.534	277,6	10:51'21.639	5	33.130	15.698	29.426	35.117	1'53.371P	268,0	10:43'18.474
11	31.962	14.665	28.805	22.835	1'38.267	278,4	10:52'59.906	6	5'05.888	15.157	28.528	22.779	6'12.352P	285,7	10:49'30.826
12	33.981	15.143	29.147	33.737	1'52.008P	274,1	10:54'51.914	7	32.291	14.676	28.155	22.652	1'37.774	285,0	10:51'08.600
13	16'22.310	16.139	29.384	23.164	1'30.997P	272,7	11:12'22.911	8	32.138	14.576	28.204	22.686	1'37.604	286,5	10:52'46.204
14	32.180	14.860	28.249	22.715	1'38.004	276,2	11:14'00.915	9	35.975	14.809	28.180	22.627	1'41.591	291,1	10:54'27.795
15	31.712	14.565	28.094	22.367	1'36.738	282,7	11:15'37.653	10	31.820	14.506	27.797	22.336	1'36.459	291,1	10:56'04.254
16	32.579	15.328	30.048	35.176	1'53.131P	283,5	11:17'30.784	11	31.843	14.440	27.957	22.336	1'36.576	288,0	10:57'40.830
17	1'56.651	15.130	28.586	22.753	3'03.120P	277,6	11:20'33.904								
18	31.680	14.498	27.610	22.284	1'36.072	280,5	11:22'09.976								
19	31.498	14.376	27.810	22.328	1'36.012	281,3	11:23'45.988								

10° 81 J. TORRES (1'36.550)

Lap	Seg.1	Seg.2	Seg.3	Seg.4	Lap Time	km/h	Local Time
1		18.241	30.933	36.773	C	237,9	10:32'56.635
2	3'18.004	15.938	29.944	24.250	4'28.136P	274,1	10:37'24.771
3	32.949	15.465	28.787	23.180	1'40.381	277,6	10:39'05.152
4	32.307	15.263	28.338	22.888	1'38.796	276,9	10:40'43.948
5	32.795	15.310	28.717	34.596	1'51.418P	278,4	10:42'35.366
6	4'54.758	15.411	28.935	23.299	6'02.403P	281,3	10:48'37.769
7	32.406	15.129	28.357	22.827	1'38.719	277,6	10:50'16.488
8	32.003	15.059	30.462	24.915	1'42.439	281,3	10:51'58.927
9	31.914	15.011	28.336	22.690	1'37.951	281,3	10:53'36.878
10	31.992	14.927	28.456	22.815	1'38.190	282,7	10:55'15.068
11	32.230	14.899	28.763	33.976	1'49.868P	281,3	10:57'04.936
12	8'08.258	15.428	28.841	23.017	9'15.544P	268,7	11:06'20.480
13	32.094	14.949	28.374	22.795	1'38.212	279,8	11:07'58.692
14	32.027	14.892	28.305	22.650	1'37.874	279,1	11:09'36.566
15	32.318	14.989	28.679	34.953	1'50.939P	274,1	11:11'27.505
16	4'18.197	15.018	28.750	22.547	5'24.512P	278,4	11:16'52.017
17	31.654	14.690	27.854	22.352	1'36.550	276,2	11:18'28.567
18	31.830	14.739	27.999	22.371	1'36.939	290,3	11:20'05.506
19	31.616	14.729	28.027	22.386	1'36.758	279,8	11:21'42.264
20	31.835	14.888	28.404	22.412	1'37.539	285,0	11:23'19.803

7° 91 L. HASLAM (1'36.317)

Lap	Seg.1	Seg.2	Seg.3	Seg.4	Lap Time	km/h	Local Time
1		15.319	29.449	38.431	C	289,5	10:32'01.158
2	4'23.269	15.264	29.402	23.722	5'31.657	284,2	10:37'32.815
3	32.578	14.841	28.710	23.095	1'39.224	285,7	10:39'12.039
4	32.515	15.141	29.300	23.413	1'40.369	278,4	10:40'52.408
5	32.124	14.516	28.497	22.750	1'37.887	290,3	10:42'30.295
6	32.008	14.569	28.405	22.218	1'37.200	291,1	10:44'07.495
7	31.799	14.468	28.164	22.371	1'36.802	288,8	10:45'44.297
8	32.153	14.497	28.557	22.753	1'37.960	288,8	10:47'22.257
9	31.871	14.634	28.266	22.564	1'37.335	292,7	10:48'59.592
10	32.433	14.726	28.608	22.595	1'38.362	286,5	10:50'37.954
11	33.850	14.926	29.324	23.222	1'41.322	283,5	10:52'19.276
12	31.884	14.521	28.281	22.384	1'37.070	288,8	10:53'56.346
13	32.860	14.947	29.888	37.947	1'55.642P	285,7	10:55'51.988
14	12'25.221	15.337	30.181	23.597	13'34.336P	281,3	11:09'26.324
15	32.438	16.184	28.874	22.480	1'39.976	225,5	11:11'06.300
16	31.874	14.673	28.410	22.483	1'37.440	288,0	11:12'43.740
17	31.881	14.490	28.334	22.306	1'37.011	287,2	11:14'20.751
18	31.724	14.474	28.282	22.249	1'36.729	285,7	11:15'57.480
19	31.669	14.509	28.243	22.415	1'36.836	286,5	11:17'34.316
20	32.197	14.558	28.279	22.415	1'37.449	288,0	11:19'11.765
21	34.984	14.790	28.889	22.613	1'41.276	293,5	11:20'53.041
22	31.732	14.439	27.975	22.171	1'36.317	288,8	11:22'29.358
23	39.135	14.939	30.106	38.742	2'02.922P	287,2	11:24'32.280

11° 33 M. MELANDRI (1'37.037)

Lap	Seg.1	Seg.2	Seg.3	Seg.4	Lap Time	km/h	Local Time
1		16.042	30.237	35.153	C	279,1	10:32'05.711
2	5'35.345	15.610	29.535	23.735	6'44.225	280,5	10:38'49.936
3	34.262	15.159	28.945	23.351	1'41.717	285,7	10:40'31.653
4	33.873	15.141	28.635	23.125	1'40.774	282,0	10:42'12.427
5	32.445	14.679	28.495	33.089	1'48.708P	285,0	10:44'01.135
6	7'19.657	15.161	28.763	23.174	8'26.755P	283,5	10:52'27.890
7	32.261	14.863	28.409	22.687	1'38.220	283,5	10:54'06.110
8	33.422	14.819	28.832	22.803	1'39.876	288,8	10:55'45.986
9	32.032	14.546	28.309	22.720	1'37.607	283,5	10:57'23.593
10	33.377	15.068	28.955	32.906	1'50.306P	284,2	10:59'13.899
11	6'55.746	16.468	29.689	23.063	8'04.966P	262,8	11:07'18.865
12	31.867	14.768	31.943	32.626	1'51.204P	282,7	11:09'10.069
13	4'17.492	15.276	29.148	23.226	5'25.142P	282,7	11:14'35.211
14	32.366	14.731	28.394	22.634	1'38.125	285,7	11:16'13.336
15	31.680	16.329	28.966	22.790	1'39.765	244,3	11:17'53.101
16	31.871	14.596	28.241	22.774	1'37.482	285,7	11:19'30.583
17	33.101	20.909	29.841	23.170	1'47.021	147,3	11:21'17.604
18	31.889	14.521	28.239	22.388	1'37.037	285,7	11:22'54.641
19	35.318	15.906	30.147	23.830	1'45.201	267,3	11:24'39.842

8° 54 T. RAZGATLIOGLU (1'36.448)

Lap	Seg.1	Seg.2	Seg.3	Seg.4	Lap Time	km/h	Local Time
1		17.536	32.461	33.824	C	254,7	10:32'22.595
2	13'47.625	15.872	29.723	23.655	14'56.875P	279,1	10:47'19.470
3	33.287	16.055	28.928	22.625	1'40.895	285,0	10:49'00.365
4	32.297	15.005	28.627	22.359	1'38.288	288,8	10:50'38.653
5	32.081	14.750	28.343	22.519	1'37.693	285,7	10:52'16.346
6	32.099	14.793	28.577	22.852	1'38.321	286,5	10:53'54.667
7	31.944	14.672	28.329	22.492	1'37.437	285,0	10:55'32.104
8	32.616	15.203	28.666	23.280	1'39.765	276,9	10:57'11.869
9	31.811	14.703	28.946	32.727	1'48.187P	292,7	10:59'00.056
10	7'10.321	16.542	29.258	22.876	8'18.997P	241,1	11:07'19.053
11	32.008	14.933	28.585	22.457	1'37.983	291,9	11:08'57.036
12	32.086	15.742	28.716	22.605	1'39.149	278,4	11:10'36.185
13	31.903	14.901	28.872	22.758	1'38.434	286,5	11:12'14.619
14	31.988	14.760	28.599	31.998	1'47.345P	285,7	11:14'01.964
15	4'50.330	15.491	29.164	22.502	5'57.487P	282,0	11:19'59.451
16	31.853	14.751	28.457	22.402	1'37.463	286,5	11:21'36.914
17	31.514	14.560	28.147	22.227	1'36.448	286,5	11:23'13.362

12° 2 L. CAMIER (1'37.223)

Lap	Seg.1	Seg.2	Seg.3	Seg.4	Lap Time	km/h	Local Time
1		15.873	29.572	35.569	C	279,1	10:32'10.537
2	4'22.088	15.390	28.722	22.978	5'29.178	279,1	10:37'39.715
3	32.181	14.857	28.132	22.974	1'38.144	285,7	10:39'17.859
4	31.992	14.719	28.120	22.639	1'37.470	282,0	10:40'55.329
5	31.865	14.656	28.105	22.597	1'37.223	283,5	10:42'32.552
6	33.969	16.448	28.265	32.332	1'51.014P	219,1	10:44'23.566
7	10'22.465	15.089	28.314	22.829	11'28.697P	275,5	10:55'52.263

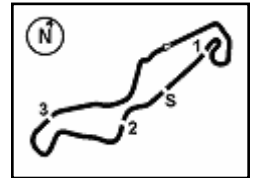
9° 22 A. LOWES (1'36.459)

Lap	Seg.1	Seg.2	Seg.3	Seg.4	Lap Time	km/h	Local Time
1		15.996	30.959	35.859	C	285,7	10:32'27.095
2	4'33.959	15.677	29.454	23.387	5'42.477	283,5	10:38'09.572
3	32.376	14.898	28.231	22.768	1'38.273	285,7	10:39'47.845

12/04/2019 P = Pits In/Out - C = Lap Time Cancelled

These data/results cannot be reproduced, stored and/or transmitted in whole or in part by any manner of electronic, mechanical, photocopying, recording, broadcasting or otherwise now known or herein after developed without the previous express consent by the copyright owner, except for reproduction in daily press and regular printed publications on sale to the public within 60 days of the event related to those data/results and always provided that copyright symbol appears together as follows below.

© DORNA WSBK ORGANIZATION Srl 2019



Motul Dutch Round, 12-14 April 2019 Chronological Analysis Free Practice 1st Session

TT Circuit Assen 4.542 m

3 / 4

8	31.847	14.660	28.095	22.738	1'37.340	282,7	10:57'29.603	8	5'35.856	15.703	29.146	23.405	6'44.110P	279,8	11:00'38.596
9	32.222	14.762	28.274	22.711	1'37.969	284,2	10:59'07.572	9	32.297	15.111	28.451	23.059	1'38.918	278,4	11:02'17.514
10	32.022	14.732	28.434	33.407	1'48.595P	282,0	11:00'56.167	10	32.373	14.933	28.217	22.916	1'38.439	283,5	11:03'55.953
11	7'09.950	15.041	29.073	23.342	8'17.406P	279,8	11:09'13.573	11	32.228	14.901	28.199	22.818	1'38.146	282,0	11:05'34.099
12	1'38.717	30.826	42.613	34.008	3'26.164P	117,5	11:12'39.737	12	33.254	15.630	29.085	33.931	1'51.900P	276,9	11:07'25.999
13	9'03.083	15.633	29.623	23.727	10'12.066P	277,6	11:22'51.803	13	6'06.024	15.525	29.039	23.903	7'14.491P	281,3	11:14'40.490
14	38.423	15.276	28.819	23.278	1'45.796	283,5	11:24'37.599	14	32.427	15.055	28.360	23.019	1'38.861	281,3	11:16'19.351
								15	32.012	14.971	28.269	22.820	1'38.072	285,0	11:17'57.423
								16	32.127	15.054	28.284	22.731	1'38.196	284,2	11:19'35.619
								17	32.079	15.165	28.380	22.815	1'38.439	288,8	11:21'14.058
								18	32.151	15.063	28.669	22.906	1'38.789	282,7	11:22'52.847
								19	32.069	15.009	28.393	22.910	1'38.381	285,0	11:24'31.228

13° 50 E. LAVERTY (1'37.503)

Lap	Seg.1	Seg.2	Seg.3	Seg.4	Lap Time	km/h	Local Time
1		16.162	32.244	35.996	C	270,0	10:32'26.740
2	3'53.994	15.937	30.690	24.063	5'04.684	269,3	10:37'31.424
3	33.045	15.166	28.918	23.184	1'40.313	286,5	10:39'11.737
4	32.720	15.020	28.717	23.092	1'39.549	283,5	10:40'51.286
5	32.823	14.952	28.720	22.862	1'39.357	292,7	10:42'30.643
6	32.262	14.903	28.375	22.621	1'38.116	292,7	10:44'08.804
7	32.159	14.731	28.548	22.679	1'38.117	288,8	10:45'46.921
8	32.491	14.691	28.347	22.697	1'38.226	291,9	10:47'25.147
9	32.139	14.724	28.459	22.615	1'37.937	290,3	10:49'03.084
10	32.538	14.853	30.131	34.648	1'52.170P	287,2	10:50'55.254
11	14'40.583	14.969	30.329	22.912	1'54.793P	282,7	11:06'44.047
12	32.121	14.808	28.456	22.631	1'38.016	288,0	11:08'22.063
13	32.204	14.775	28.503	22.809	1'38.291	288,8	11:10'00.354
14	32.336	14.737	28.507	22.803	1'38.383	288,0	11:11'38.737
15	33.844	14.903	29.787	32.684	1'51.218P	282,0	11:13'29.955
16	4'26.256	15.217	29.158	22.872	5'33.503P	284,2	11:19'03.458
17	32.215	14.703	28.108	22.477	1'37.503	291,9	11:20'40.961
18	31.963	14.620	28.383	22.691	1'37.657	292,7	11:22'18.618
19	32.023	14.641	28.519	22.576	1'37.759	294,3	11:23'56.377

16° 80 H. BARBERA (1'39.060)

Lap	Seg.1	Seg.2	Seg.3	Seg.4	Lap Time	km/h	Local Time
1		15.943	30.507	40.365	C	276,2	10:32'17.094
2	4'22.028	16.055	29.695	24.491	5'32.269	272,7	10:37'49.363
3	33.724	15.549	29.160	23.925	1'42.358	275,5	10:39'31.721
4	33.386	15.658	29.352	24.132	1'42.528	281,3	10:41'14.249
5	33.202	15.307	28.947	23.644	1'41.100	284,2	10:42'55.349
6	32.874	15.047	36.142	23.344	1'47.407	282,7	10:44'42.756
7	32.893	15.006	32.145	31.488	1'51.532P	279,1	10:46'34.288
8	5'44.927	15.708	30.040	23.938	6'54.613P	279,1	10:53'28.901
9	32.889	15.021	28.885	23.380	1'40.175	283,5	10:55'09.076
10	33.653	15.001	29.561	34.755	1'52.970P	284,2	10:57'02.046
11	11'04.982	15.213	28.979	23.512	12'12.686P	280,5	11:09'14.732
12	32.787	15.169	28.775	23.507	1'40.238	276,2	11:10'54.970
13	33.118	15.140	28.681	23.395	1'40.334	282,0	11:12'35.304
14	32.836	15.057	28.790	23.306	1'39.989	281,3	11:14'15.293
15	32.739	16.186	31.673	23.071	1'43.669	277,6	11:15'58.962
16	32.477	14.967	28.486	23.165	1'39.095	279,8	11:17'38.057
17	35.142	17.630	30.861	24.203	1'47.836	220,0	11:19'25.893
18	32.742	15.430	33.839	27.132	1'49.143	279,8	11:21'15.036
19	32.700	14.960	28.767	23.051	1'39.478	284,2	11:22'54.514
20	32.570	14.978	28.493	23.019	1'39.060	282,7	11:24'33.574

14° 23 R. KIYONARI (1'37.859)

Lap	Seg.1	Seg.2	Seg.3	Seg.4	Lap Time	km/h	Local Time
1		16.089	29.813	35.719	C	262,1	10:32'18.254
2	4'23.353	15.652	30.031	24.400	5'33.076	278,4	10:37'51.330
3	33.517	15.021	29.307	23.767	1'41.612	282,7	10:39'32.942
4	33.614	15.018	29.080	23.728	1'41.440	286,5	10:41'14.382
5	33.560	15.037	29.102	36.077	1'53.776P	281,3	10:43'08.158
6	6'02.883	15.308	29.757	23.713	7'11.661P	280,5	10:50'19.819
7	33.154	14.972	28.618	22.980	1'39.724	283,5	10:51'59.543
8	32.525	14.744	28.430	23.041	1'38.740	283,5	10:53'38.283
9	32.373	14.710	28.468	22.919	1'38.470	288,8	10:55'16.753
10	33.225	15.052	29.473	36.269	1'54.019P	285,0	10:57'10.772
11	3'49.301	15.309	29.574	23.315	4'57.499P	282,7	11:02'08.271
12	33.073	15.192	29.418	35.428	1'53.111P	290,3	11:04'01.382
13	5'30.659	15.450	29.429	23.549	6'39.087P	273,4	11:10'40.469
14	32.909	14.826	28.962	22.886	1'39.583	284,2	11:12'20.052
15	32.359	14.725	28.549	22.800	1'38.433	284,2	11:13'58.485
16	32.342	14.735	28.776	22.808	1'38.661	282,7	11:15'37.146
17	32.661	14.722	28.505	22.842	1'38.730	285,0	11:17'15.876
18	32.512	14.825	28.649	23.275	1'39.261	281,3	11:18'55.137
19	33.040	14.859	28.661	22.671	1'39.231	290,3	11:20'34.368
20	32.216	14.552	28.484	22.607	1'37.859	291,9	11:22'12.227
21	32.236	14.758	28.506	22.707	1'38.207	288,0	11:23'50.434

17° 21 M. RINALDI (1'39.081)

Lap	Seg.1	Seg.2	Seg.3	Seg.4	Lap Time	km/h	Local Time
1		16.744	32.386	35.785	C	279,8	10:32'30.329
2	4'08.410	16.237	30.769	24.580	5'19.996	285,7	10:37'50.325
3	33.494	15.648	29.451	23.899	1'42.492	285,7	10:39'32.817
4	33.039	15.471	29.137	23.834	1'41.481	293,5	10:41'14.298
5	32.743	15.363	29.194	23.360	1'40.660	291,9	10:42'54.958
6	33.912	16.345	30.706	34.798	1'55.761P	264,1	10:44'50.719
7	11'23.546	15.823	32.241	23.765	12'35.375P	288,8	10:57'26.094
8	37.784	15.407	29.121	23.510	1'45.822	289,5	10:59'11.916
9	32.772	15.295	28.958	23.352	1'40.377	287,2	11:00'52.293
10	32.506	15.101	28.886	23.294	1'39.787	290,3	11:02'32.080
11	32.539	15.028	28.765	23.298	1'39.630	293,5	11:04'11.710
12	32.689	15.777	30.931	33.695	1'53.092P	290,3	11:06'04.802
13	9'03.326	15.690	33.102	24.306	10'16.424P	279,8	11:16'21.226
14	32.823	15.302	29.008	23.340	1'40.473	285,0	11:18'01.699
15	32.724	15.214	28.726	23.284	1'39.948	291,1	11:19'41.647
16	32.466	15.130	28.661	23.138	1'39.395	292,7	11:21'21.042
17	32.438	14.969	28.595	23.079	1'39.081	291,1	11:23'00.123

15° 11 S. CORTESE (1'38.072)

Lap	Seg.1	Seg.2	Seg.3	Seg.4	Lap Time	km/h	Local Time
1		16.386	30.354	40.993	C	257,1	10:32'15.412
2	5'16.070	16.663	30.154	24.454	6'27.341	273,4	10:38'42.753
3	34.390	15.524	28.632	23.408	1'41.954	272,7	10:40'24.707
4	32.920	15.319	28.505	23.372	1'40.116	282,7	10:42'04.823
5	32.625	15.247	28.505	23.108	1'39.485	282,0	10:43'44.308
6	33.454	15.626	29.363	34.179	1'52.622P	276,2	10:45'36.930
7	6'59.241	15.626	29.293	33.396	8'17.556P	282,0	10:53'54.486

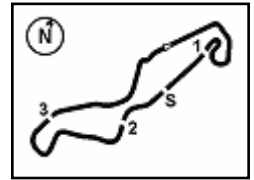
18° 52 A. DELBIANCO (1'40.025)

Lap	Seg.1	Seg.2	Seg.3	Seg.4	Lap Time	km/h	Local Time
1		16.380	29.564	41.289	C	259,6	10:32'15.894
2	3'59.059	15.984	29.732	24.481	5'09.256	267,3	10:37'25.150
3	33.052	15.729	28.916	23.514	1'41.211	270,0	10:39'06.361
4	33.124	15.646	29.107	23.720	1'41.597	269,3	10:40'47.958
5	32.979	15.681	31.196	24.274	1'44.130	270,0	10:42'32.088

12/04/2019 P = Pits In/Out - C = Lap Time Cancelled

These data/results cannot be reproduced, stored and/or transmitted in whole or in part by any manner of electronic, mechanical, photocopying, recording, broadcasting or otherwise now known or herein after developed without the previous express consent by the copyright owner, except for reproduction in daily press and regular printed publications on sale to the public within 60 days of the event related to those data/results and always provided that copyright symbol appears together as follows below.

© DORNA WSBK ORGANIZATION Srl 2019



TT Circuit Assen 4.542 m

4 / 4

Motul Dutch Round, 12-14 April 2019 Chronological Analysis Free Practice 1st Session

6	32.880	19.798	29.961	34.555	1'57.194P	270,7	10:44'29.282
7	8'24.678	16.107	31.590	23.915	9'36.290P	264,1	10:54'05.572
8	32.899	15.683	29.251	23.130	1'40.963	270,7	10:55'46.535
9	32.852	15.427	28.982	23.489	1'40.750	274,1	10:57'27.285
10	34.445	15.837	29.206	33.067	1'52.555P	260,9	10:59'19.840
11	8'14.364	15.801	29.433	24.035	9'23.633P	272,7	11:08'43.473
12	33.677	15.707	29.126	23.559	1'42.069	272,7	11:10'25.542
13	33.270	15.659	29.198	23.561	1'41.688	272,7	11:12'07.230
14	36.475	15.797	31.767	32.952	1'56.991P	263,4	11:14'04.221
15	3'52.243	15.452	28.787	23.212	4'59.694P	272,0	11:19'03.915
16	32.570	15.321	29.000	23.134	1'40.025	275,5	11:20'43.940
17	32.683	15.197	28.739	23.575	1'40.194	275,5	11:22'24.134
18	32.746	15.372	28.734	23.394	1'40.246	274,1	11:24'04.380

12/04/2019 P = Pits In/Out - C = Lap Time Cancelled

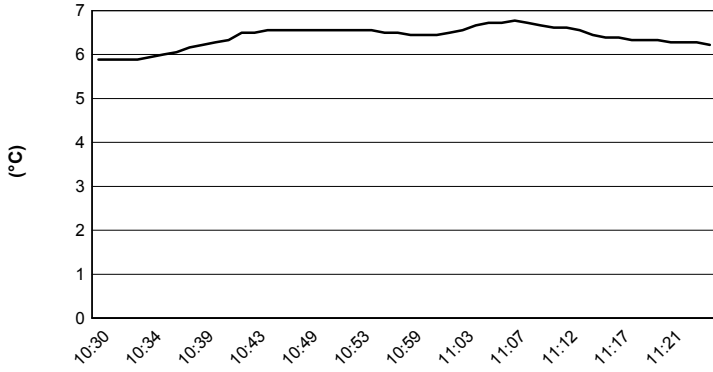
These data/results cannot be reproduced, stored and/or transmitted in whole or in part by any manner of electronic, mechanical, photocopying, recording, broadcasting or otherwise now known or herein after developed without the previous express consent by the copyright owner, except for reproduction in daily press and regular printed publications on sale to the public within 60 days of the event related to those data/results and always provided that copyright symbol appears together as follows below.

© DORNA WSBK ORGANIZATION Srl 2019

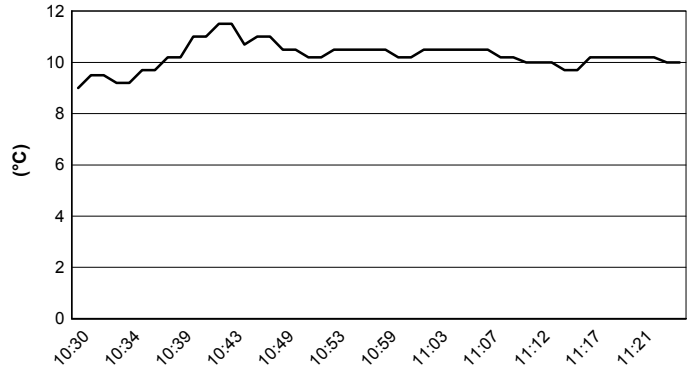


Motul Dutch Round, 12-14 April 2019
Weather Report Free Practice 1st Session
 Session started 10:30 - Session ended 11:25

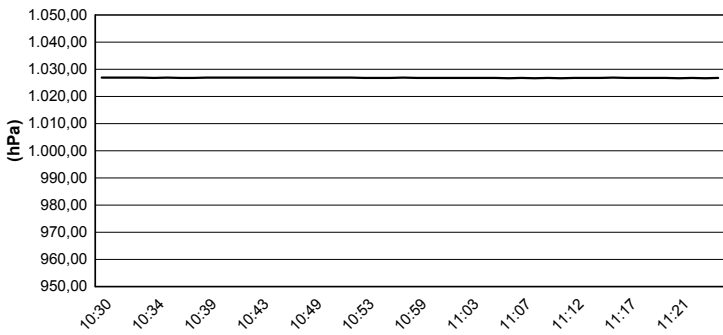
Air Temperature



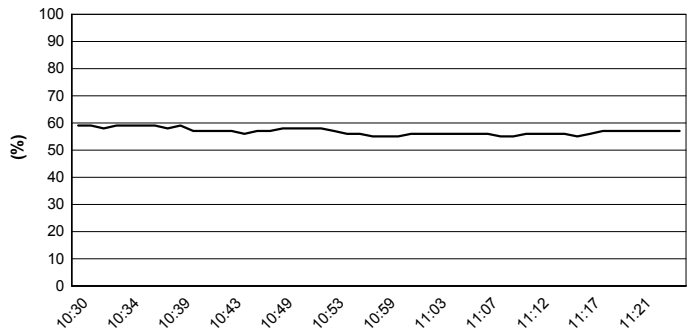
Track Temperature



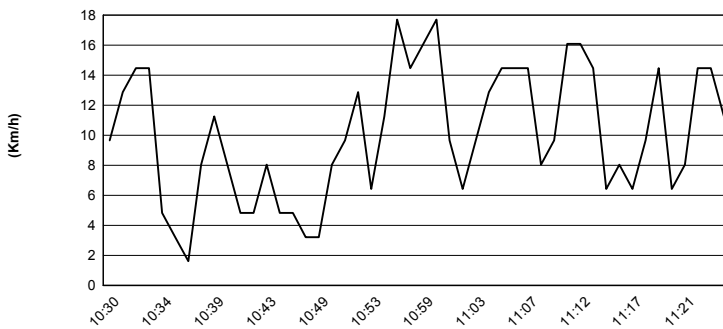
Air Pressure



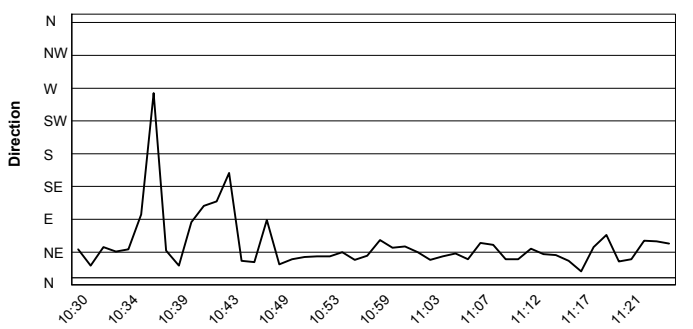
Humidity



Wind Speed



Wind Direction



12/04/2019

These data/results cannot be reproduced, stored and/or transmitted in whole or in part by any manner of electronic, mechanical, photocopying, recording, broadcasting or otherwise now known or herein after developed without the previous express consent by the copyright owner, except for reproduction in daily press and regular printed publications on sale to the public within 60 days of the event related to those data/results and always provided that copyright symbol appears together as follows below.

© DORNA WSBK ORGANIZATION Srl 2019