

Motul Dutch Round, 12-14 April 2019 Chronological Analysis Free Practice 2nd Session

TT Circuit Assen 4.542 m

1 / 4

1° 66 T. SYKES (1'35.414)							
Lap	Seg.1	Seg.2	Seg.3	Seg.4	Lap Time	km/h	Local Time
1		15.341	28.807	22.774		281,3	15:03'06.573
2	31.428	14.598	28.256	22.288	1'36.570	282,0	15:04'43.143
3	31.291	14.337	27.775	22.096	1'35.499	283,5	15:06'18.642
4	31.397	14.360	27.981	22.551	1'36.289	285,0	15:07'54.931
5	33.747	14.802	28.501	22.267	1'39.317	282,7	15:09'34.248
6	31.387	14.399	27.828	22.215	1'35.829	285,0	15:11'10.077
7	31.408	14.413	27.744	22.041	1'35.606	283,5	15:12'45.683
8	32.668	14.921	28.452	33.281	1'49.322P	282,7	15:14'35.005
9	11'32.446	15.007	32.515	22.635	12'42.603P	282,7	15:27'17.608
10	32.947	14.865	28.708	22.755	1'39.275	281,3	15:28'56.883
11	31.562	16.296	29.380	22.808	1'40.046	218,6	15:30'36.929
12	31.695	14.829	29.031	32.247	1'47.802P	285,7	15:32'24.731
13	8'02.061	14.765	28.438	22.166	9'07.430P	278,4	15:41'32.161
14	31.363	14.606	28.134	22.766	1'36.869	282,7	15:43'09.030
15	31.336	14.373	27.711	22.016	1'35.436	286,5	15:44'44.466
16	31.969	14.705	28.418	22.139	1'37.231	280,5	15:46'21.697
17	31.432	14.302	27.797	22.112	1'35.643	282,7	15:47'57.340
18	32.584	14.693	28.450	22.163	1'37.890	287,2	15:49'35.230
19	31.311	14.307	27.831	21.965	1'35.414	284,2	15:51'10.644

16	8'41.868	15.003	30.193	23.017	9'50.081P	283,5	15:40'23.918
17	31.604	14.476	28.048	22.407	1'36.535	289,5	15:42'00.453
18	31.565	14.362	28.172	22.639	1'36.738	294,3	15:43'37.191
19	31.573	14.435	28.006	22.360	1'36.374	290,3	15:45'13.565
20	31.566	14.442	27.861	22.273	1'36.132	288,0	15:46'49.697
21	31.823	15.536	31.647	23.068	1'42.074	289,5	15:48'31.771
22	31.582	14.727	28.799	22.897	1'38.005	287,2	15:50'09.776

2° 1 J. REA (1'35.417)							
Lap	Seg.1	Seg.2	Seg.3	Seg.4	Lap Time	km/h	Local Time
1		14.820	28.835	22.441		281,3	15:01'38.309
2	31.527	14.388	27.858	22.158	1'35.931	288,0	15:03'14.240
3	31.554	14.478	28.021	22.108	1'36.161	286,5	15:04'50.401
4	31.365	14.359	27.822	22.041	1'35.587	284,2	15:06'25.988
5	31.323	14.411	27.932	22.187	1'35.853	286,5	15:08'01.841
6	31.362	14.330	27.984	21.986	1'35.662	288,8	15:09'37.503
7	31.352	14.334	27.817	21.949	1'35.452	283,5	15:11'12.955
8	32.904	14.684	28.612	22.600	1'38.800	291,1	15:12'51.755
9	31.342	14.366	30.146	22.463	1'38.317	293,5	15:14'30.072
10	31.425	14.444	27.922	22.023	1'35.814C	287,2	15:16'05.886
11	34.080	14.846	28.966	31.944	1'49.836P	291,1	15:17'55.722
12	10'22.358	14.748	28.546	22.510	11'28.162P	284,2	15:29'23.884
13	31.384	14.371	27.794	22.039	1'35.588	288,8	15:30'59.472
14	31.335	14.405	27.955	22.075	1'35.770	288,0	15:32'35.242
15	31.316	14.402	27.867	21.977	1'35.562	288,0	15:34'10.804
16	31.200	14.344	27.928	21.945	1'35.417	288,0	15:35'46.221
17	32.560	14.940	29.130	22.249	1'38.879	287,2	15:37'25.100
18	31.416	14.378	27.882	21.261	1'44.937P	286,5	15:39'10.037
19	7'47.332	14.661	28.945	22.361	8'53.299P	286,5	15:48'03.336
20	31.352	14.416	28.001	22.199	1'35.968	287,2	15:49'39.304
21	31.334	14.354	27.933	21.906	1'35.527	291,1	15:51'14.831

4° 28 M. REITERBERGER (1'35.442)							
Lap	Seg.1	Seg.2	Seg.3	Seg.4	Lap Time	km/h	Local Time
1		15.255	28.985	23.198		276,9	15:01'43.564
2	32.116	14.608	28.270	22.683	1'37.677	281,3	15:03'21.241
3	32.085	14.520	27.903	22.304	1'36.812	282,7	15:04'58.053
4	31.918	14.651	28.053	22.533	1'37.155	274,1	15:06'35.208
5	31.867	14.578	27.843	22.359	1'36.647	275,5	15:08'11.855
6	31.713	14.771	32.287	22.592	1'41.363	279,1	15:09'53.218
7	1'07.172	17.117	30.253	22.917	2'17.459	257,1	15:12'10.677
8	31.968	14.704	28.694	33.417	1'48.783P	279,1	15:13'59.460
9	12'09.636	14.784	28.705	22.276	13'15.401P	275,5	15:27'14.861
10	31.825	14.470	33.892	22.898	1'43.085	279,8	15:28'57.946
11	31.383	14.287	27.704	22.179	1'35.553	279,1	15:30'33.499
12	31.392	14.374	27.664	22.190	1'35.620	280,5	15:32'09.119
13	31.446	14.353	27.604	22.245	1'35.648	281,3	15:33'44.767
14	34.497	15.095	28.478	22.524	1'40.594	273,4	15:35'25.361
15	31.460	14.386	27.574	22.022	1'35.442	280,5	15:37'00.803
16	33.770	15.589	29.255	32.561	1'51.175P	274,1	15:38'51.978
17	5'25.672	15.135	28.504	22.575	6'31.886P	275,5	15:45'23.864
18	31.534	14.401	27.828	22.198	1'35.961	280,5	15:46'59.825
19	31.408	14.417	27.850	22.278	1'35.953	278,4	15:48'35.778
20	31.459	14.498	27.797	22.224	1'35.978	281,3	15:50'11.756

3° 91 L. HASLAM (1'35.427)							
Lap	Seg.1	Seg.2	Seg.3	Seg.4	Lap Time	km/h	Local Time
1		14.917	28.321	22.360		283,5	15:01'39.455
2	31.500	14.317	27.758	21.852	1'35.427	287,2	15:03'14.882
3	31.472	14.345	27.945	22.142	1'35.904	291,9	15:04'50.786
4	31.504	14.277	27.796	21.856	1'35.433	288,0	15:06'26.219
5	31.580	14.313	27.801	22.150	1'35.844	291,9	15:08'02.063
6	31.476	14.311	27.828	22.068	1'35.683	291,9	15:09'37.746
7	31.479	14.340	27.786	21.926	1'35.531	295,9	15:11'13.277
8	32.066	14.630	28.326	22.681	1'37.703	286,5	15:12'50.980
9	31.788	14.569	30.887	23.018	1'40.262	288,0	15:14'31.242
10	31.986	14.470	27.980	22.189	1'36.625	287,2	15:16'07.867
11	31.892	14.780	28.470	35.596	1'50.738P	286,5	15:17'58.605
12	6'16.955	17.108	32.195	23.610	7'29.868P	272,7	15:25'28.473
13	33.309	14.696	28.300	22.366	1'38.671	282,7	15:27'07.144
14	31.692	14.416	27.951	22.189	1'36.248	288,8	15:28'43.392
15	32.468	14.663	28.797	34.517	1'50.445P	287,2	15:30'33.837

5° 60 M. VAN DER MARK (1'35.445)							
Lap	Seg.1	Seg.2	Seg.3	Seg.4	Lap Time	km/h	Local Time
1		15.313	28.536	22.721		282,0	15:01'49.359
2	31.825	14.753	27.811	22.164	1'36.553	285,7	15:03'25.912
3	31.600	14.715	27.828	22.161	1'36.304	285,7	15:05'02.216
4	31.839	14.767	28.229	22.633	1'37.468	282,7	15:06'39.684
5	31.612	14.437	27.867	22.018	1'35.934	283,5	15:08'15.618
6	31.552	14.539	27.912	22.402	1'36.405	291,1	15:09'52.023
7	31.681	14.493	27.876	22.149	1'36.199	284,2	15:11'28.222
8	34.145	14.586	27.921	33.057	1'49.709P	282,7	15:13'17.931
9	9'10.068	15.467	32.261	23.319	10'21.115P	283,5	15:23'39.046
10	31.764	14.646	27.990	22.158	1'36.558	281,3	15:25'15.604
11	32.706	14.973	28.200	22.244	1'38.123	278,4	15:26'53.727
12	31.602	14.456	27.972	22.071	1'36.101	285,7	15:28'29.828
13	31.640	14.461	28.056	33.694	1'47.851P	286,5	15:30'17.679
14	7'38.213	15.885	28.165	22.143	8'44.406P	247,7	15:39'02.085
15	31.425	14.456	27.691	21.989	1'35.561	282,7	15:40'37.646
16	31.410	14.401	27.716	22.036	1'35.563	283,5	15:42'13.209
17	31.438	14.417	27.758	22.198	1'35.811	286,5	15:43'49.020
18	35.930	15.099	31.015	22.282	1'44.326	284,2	15:45'33.346
19	31.541	14.380	27.675	21.896	1'35.492	285,0	15:47'08.838
20	31.327	14.325	27.726	22.067	1'35.445	286,5	15:48'44.283
21	31.392	14.403	27.675	22.023	1'35.493	286,5	15:50'19.776

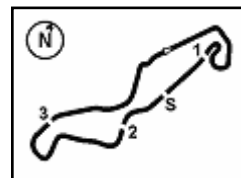
6° 19 A. BAUTISTA (1'35.547)							
Lap	Seg.1	Seg.2	Seg.3	Seg.4	Lap Time	km/h	Local Time
1		15.359	29.089	23.021		283,5	15:01'59.739
2	32.496	14.573	28.430	22.683	1'38.182	293,5	15:03'37.921
3	32.530	14.661	28.736	32.875	1'48.802P	291,9	15:05'26.723
4	9'43.689	14.896	28.778	23.054	10'50.417P	289,5	15:16'17.140
5	32.238	14.696	28.602	22.785	1'38.321	291,1	15:17'55.461
6	32.131	14.652	28.536	23.300	1'38.619	287,2	15:19'34.080

12/04/2019 P = Pits In/Out - C = Lap Time Cancelled

These data/results cannot be reproduced, stored and/or transmitted in whole or in part by any manner of electronic, mechanical, photocopying, recording, broadcasting or otherwise now known or herein after developed without the previous express consent by the copyright owner, except for reproduction in daily press and regular printed publications on sale to the public within 60 days of the event related to those data/results and always provided that copyright symbol appears together as follows below.

© DORNA WSBK ORGANIZATION Srl 2019





Motul Dutch Round, 12-14 April 2019

Chronological Analysis Free Practice 2nd Session

TT Circuit Assen 4.542 m

2 / 4

7	32.061	14.616	28.432	22.662	1'37.771	291,1	15:21'11.851	7	31.390	14.307	27.841	22.275	1'35.813	294,3	15:21'03.833
8	31.961	14.523	28.446	22.568	1'37.498	289,5	15:22'49.349	8	31.371	14.295	27.904	22.318	1'35.888	288,0	15:22'39.721
9	33.685	15.348	29.501	32.675	1'51.209P	292,7	15:24'40.558	9	31.529	14.384	28.149	22.517	1'36.579	287,2	15:24'16.300
10	14'33.932	14.811	28.083	22.366	15'39.192P	291,9	15:40'19.750	10	31.405	14.402	27.947	22.606	1'36.360	291,1	15:25'52.660
11	31.607	14.418	27.805	22.074	1'35.904	291,9	15:41'55.654	11	32.678	15.289	29.036	32.005	1'49.008P	285,0	15:27'41.668
12	31.632	14.392	27.848	22.144	1'36.016	292,7	15:43'31.670	12	9'41.699	15.011	28.566	22.901	10'48.177P	283,5	15:38'29.845
13	31.500	14.263	27.851	22.155	1'35.769	289,5	15:45'07.439	13	32.135	14.816	28.381	22.369	1'37.701	284,2	15:40'07.546
14	31.492	14.356	27.774	22.056	1'35.678	289,5	15:46'43.117	14	31.867	14.460	29.014	32.872	1'48.213P	288,0	15:41'55.759
15	31.471	14.287	27.768	22.021	1'35.547	291,9	15:48'18.664	15	4'40.939	15.147	28.642	23.051	5'47.779P	289,5	15:47'43.538
16	31.904	14.400	27.932	22.172	1'36.408	292,7	15:49'55.072	16	33.025	14.376	28.225	22.641	1'38.267	287,2	15:49'21.805
17	31.447	14.369	27.884	22.143	1'35.843	288,8	15:51'30.915	17	31.538	14.366	27.969	22.249	1'36.122	291,9	15:50'57.927

7° 54 T. RAZGATLIOGLU (1'35.554)								10° 22 A. LOWES (1'36.183)							
Lap	Seg.1	Seg.2	Seg.3	Seg.4	Lap Time	km/h	Local Time	Lap	Seg.1	Seg.2	Seg.3	Seg.4	Lap Time	km/h	Local Time
1		15.269	28.601	22.745		282,7	15:01'46.030	1		15.093	28.719	22.989		283,5	15:01'44.842
2	32.268	14.757	28.108	22.006	1'37.139	288,8	15:03'23.169	2	31.825	14.585	27.857	22.227	1'36.494	285,7	15:03'21.336
3	31.601	14.693	27.831	21.966	1'36.091	285,0	15:04'59.260	3	31.682	14.515	27.803	22.206	1'36.206	287,2	15:04'57.542
4	31.569	15.370	28.398	22.344	1'37.681	288,0	15:06'36.941	4	32.650	15.940	29.266	34.763	1'52.619P	274,1	15:06'50.161
5	31.672	14.457	28.062	22.026	1'36.217	285,7	15:08'13.158	5	4'36.944	15.211	28.775	22.844	5'43.774P	283,5	15:12'33.935
6	31.661	14.611	31.628	23.471	1'41.371	282,0	15:09'54.529	6	31.922	14.633	28.026	22.262	1'36.843	287,2	15:14'10.778
7	36.221	15.269	28.868	32.464	1'52.822P	279,8	15:11'47.351	7	31.464	14.505	27.943	22.309	1'36.221	287,2	15:15'46.999
8	10'39.999	15.551	32.592	24.685	1'52.827P	276,9	15:23'40.178	8	31.441	14.541	27.944	22.257	1'36.183	288,0	15:17'23.182
9	31.769	14.592	27.942	22.109	1'36.412	285,7	15:25'16.590	9	31.738	14.600	27.932	22.677	1'36.947	287,2	15:19'00.129
10	31.452	14.546	27.965	22.107	1'36.070	282,7	15:26'52.660	10	31.682	14.568	28.109	22.437	1'36.796	286,5	15:20'36.925
11	31.556	14.512	27.948	22.134	1'36.150	280,5	15:28'28.810	11	31.722	14.581	28.087	22.495	1'36.885	288,0	15:22'13.810
12	32.840	15.141	28.026	33.617	1'49.624P	274,1	15:30'18.434	12	31.722	14.543	27.933	22.360	1'36.558	287,2	15:23'50.368
13	7'12.274	15.103	31.585	22.773	8'21.735P	282,7	15:38'40.169	13	31.576	14.529	27.996	22.233	1'36.334	282,7	15:25'26.702
14	32.153	14.867	32.888	22.315	1'42.223	277,6	15:40'22.392	14	31.753	14.744	28.104	22.499	1'37.100	288,0	15:27'03.802
15	31.502	14.427	27.648	21.977	1'35.554	282,7	15:41'57.946	15	31.739	14.555	28.058	22.464	1'36.816	282,0	15:28'40.618
16	31.496	14.470	27.795	21.976	1'35.737	288,0	15:43'33.683	16	31.873	14.594	28.060	22.406	1'36.933	285,7	15:30'17.551
17	31.358	14.450	27.799	22.037	1'35.644	288,8	15:45'09.327	17	31.807	14.590	28.071	22.425	1'36.893	284,2	15:31'54.444
18	31.492	14.427	27.803	22.027	1'35.749	286,5	15:46'45.076	18	31.692	14.689	28.040	22.323	1'36.744	286,5	15:33'31.188
19	31.595	14.518	27.877	22.211	1'36.201	287,2	15:48'21.277	19	31.764	14.644	28.127	22.420	1'36.955	285,7	15:35'08.143
20	31.534	16.497	29.250	22.427	1'39.708	287,2	15:50'00.985	20	31.746	14.551	28.148	22.345	1'36.790	287,2	15:36'44.933

8° 11 S. CORTESE (1'35.703)								11° 50 E. LAVERTY (1'36.197)							
Lap	Seg.1	Seg.2	Seg.3	Seg.4	Lap Time	km/h	Local Time	Lap	Seg.1	Seg.2	Seg.3	Seg.4	Lap Time	km/h	Local Time
1		15.977	29.684	23.883		279,1	15:02'46.870	1		15.397	29.262	23.024		279,1	15:01'44.751
2	32.205	14.971	28.082	22.789	1'38.047	282,0	15:04'24.917	2	32.867	14.534	28.237	22.294	1'37.932	295,9	15:03'22.683
3	31.898	15.025	28.172	22.696	1'37.791	284,2	15:06'02.708	3	32.397	14.585	28.064	22.215	1'37.261	294,3	15:04'59.944
4	31.816	14.824	28.044	22.594	1'37.278	285,0	15:07'39.986	4	31.632	14.584	28.294	22.407	1'36.917	291,1	15:06'36.861
5	32.084	14.817	28.028	22.470	1'37.399	283,5	15:09'17.385	5	32.034	14.455	28.015	22.351	1'36.855	290,3	15:08'13.716
6	34.370	15.930	29.448	34.952	1'54.700P	272,7	15:11'12.085	6	31.709	14.461	28.160	22.354	1'36.684	291,9	15:09'50.400
7	8'22.219	15.233	28.951	23.706	9'30.109P	282,7	15:20'42.194	7	36.944	14.952	29.545	34.989	1'56.430P	282,7	15:11'46.830
8	32.159	14.894	28.472	23.146	1'38.671	285,0	15:22'20.865	8	7'00.175	15.217	29.319	22.818	8'07.529P	277,6	15:19'54.359
9	32.240	14.851	28.279	23.210	1'38.580	285,0	15:23'59.445	9	31.912	14.551	28.154	22.441	1'37.058	288,8	15:21'31.417
10	33.391	15.202	29.088	34.362	1'52.043P	282,7	15:25'51.488	10	31.773	14.471	28.048	22.876	1'37.168	289,5	15:23'08.585
11	13'23.577	15.279	28.303	22.617	14'29.776P	286,5	15:40'21.264	11	31.779	14.621	28.192	22.623	1'37.215	288,8	15:24'45.800
12	31.481	14.680	27.424	22.118	1'35.703	284,2	15:41'56.967	12	31.940	14.456	28.184	22.293	1'36.873	285,7	15:26'22.673
13	31.546	14.577	27.584	22.163	1'35.870	283,5	15:43'32.837	13	35.105	14.755	29.633	32.482	1'51.975P	279,1	15:28'14.648
14	31.713	14.532	27.772	22.719	1'36.736	288,0	15:45'09.573	14	8'35.526	15.011	29.343	23.291	9'43.171P	282,0	15:37'57.819
15	31.747	14.624	27.641	22.396	1'36.408	291,1	15:46'45.981	15	31.761	14.609	27.998	22.253	1'36.621	285,7	15:39'34.440
16	31.550	14.565	27.745	22.484	1'36.344	290,3	15:48'22.325	16	31.585	14.466	27.849	22.297	1'36.197	287,2	15:41'10.637
17	31.687	14.765	30.105	22.587	1'39.144	288,0	15:50'01.469	17	31.629	14.572	27.960	22.687	1'36.848	288,8	15:42'47.485
								18	31.828	14.499	28.166	22.560	1'37.053	285,0	15:44'24.538
								19	31.875	14.526	28.153	22.591	1'37.145	289,5	15:46'01.683
								20	31.923	14.593	28.146	22.351	1'37.013	290,3	15:47'38.696
								21	32.021	14.600	28.258	22.612	1'37.491	290,3	15:49'16.187

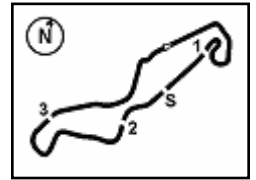
9° 7 C. DAVIES (1'35.813)							
Lap	Seg.1	Seg.2	Seg.3	Seg.4	Lap Time	Local Time	
1		15.222	29.151	22.928		285,0	15:02'16.957
2	32.127	14.665	28.001	22.600	1'37.393	293,5	15:03'54.350
3	31.753	14.460	27.920	22.589	1'36.722	290,3	15:05'31.072
4	31.532	14.566	27.873	22.145	1'36.116	285,7	15:07'07.188
5	1'06.532	15.877	29.554	32.874	2'24.837P	266,0	15:09'32.025
6	8'49.620	14.977	28.568	22.830	9'55.995P	284,2	15:19'28.020

12° 81 J. TORRES (1'36.235)							
Lap	Seg.1	Seg.2	Seg.3	Seg.4	Lap Time	Local Time	
1		15.125	28.413	22.743		278,4	15:01'40.863
2	31.687	14.780	27.991	22.447	1'36.905	282,7	15:03'17.768

12/04/2019 P = Pits In/Out - C = Lap Time Cancelled

These data/results cannot be reproduced, stored and/or transmitted in whole or in part by any manner of electronic, mechanical, photocopying, recording, broadcasting or otherwise now known or herein after developed without the previous express consent by the copyright owner, except for reproduction in daily press and regular printed publications on sale to the public within 60 days of the event related to those data/results and always provided that copyright symbol appears together as follows below.

© DORNA WSBK ORGANIZATION Srl 2019



Motul Dutch Round, 12-14 April 2019

Chronological Analysis Free Practice 2nd Session

TT Circuit Assen 4.542 m

3 / 4

3	31.589	14.697	27.807	22.507	1'36.600	283,5	15:04'54.368	16	31.718	14.608	28.096	22.572	1'36.994	282,7	15:47'26.885
4	31.526	14.712	28.124	22.407	1'36.769	283,5	15:06'31.137	17	31.769	14.585	28.108	22.621	1'37.083	288,8	15:49'03.968
5	31.640	14.717	28.005	22.289	1'36.651	278,4	15:08'07.788	18	31.696	14.784	29.532	23.200	1'39.212	287,2	15:50'43.180

15° 23 R. KIYONARI (1'37.262)							
Lap	Seg.1	Seg.2	Seg.3	Seg.4	Lap Time	km/h	Local Time
1		15.410	29.628	23.363	280,5	15:01'59.161	
2	32.472	14.725	28.563	22.808	1'38.568	286,5	15:03'37.729
3	32.572	18.095	29.895	23.230	1'43.792	288,0	15:05'21.521
4	32.401	14.751	28.315	22.566	1'38.033	287,2	15:06'59.554
5	32.137	14.734	28.226	23.158	1'38.255	285,0	15:08'37.809
6	32.338	14.595	28.198	22.659	1'37.790	287,2	15:10'15.599
7	32.131	14.587	28.032	22.512	1'37.262	285,0	15:11'52.861
8	32.008	14.575	28.256	22.697	1'37.536	283,5	15:13'30.397
9	32.910	15.231	29.136	38.119	1'55.396P	281,3	15:15'25.793
10	9'10.271	15.637	29.636	24.880	10'20.424P	277,6	15:25'46.217
11	33.339	15.091	28.656	23.066	1'40.152	284,2	15:27'26.369
12	32.105	14.711	28.348	22.976	1'38.140	287,2	15:29'04.509
13	36.632	15.333	29.111	23.208	1'44.284	279,8	15:30'48.793
14	32.614	15.009	28.461	35.005	1'51.089P	286,5	15:32'39.882
15	5'58.480	15.212	29.058	23.606	7'06.356P	279,1	15:39'46.238
16	33.267	15.263	28.447	22.963	1'39.940	276,2	15:41'26.178
17	31.999	14.873	28.158	22.796	1'37.826	288,0	15:43'04.004
18	32.165	14.631	28.032	22.544	1'37.372	282,7	15:44'41.376
19	32.297	14.634	28.151	22.744	1'37.826	285,7	15:46'19.202
20	32.098	14.650	28.064	22.992	1'37.804	282,7	15:47'57.006
21	40.268	15.093	28.617	23.366	1'47.344	284,2	15:49'44.350
22	31.993	14.680	28.150	22.637	1'37.460	285,0	15:51'21.810

13° 2 L. CAMIER (1'36.457)							
Lap	Seg.1	Seg.2	Seg.3	Seg.4	Lap Time	km/h	Local Time
1		15.179	28.722	22.928	285,0	15:01'45.197	
2	31.844	14.653	27.780	22.337	1'36.614	288,0	15:03'21.811
3	31.845	14.569	27.938	22.562	1'36.914	288,0	15:04'58.725
4	34.051	14.721	28.712	22.483	1'39.967	286,5	15:06'38.692
5	31.577	14.578	27.924	22.378	1'36.457	285,7	15:08'15.149
6	31.823	14.541	27.986	22.718	1'37.068	285,7	15:09'52.217
7	31.809	14.495	28.113	22.367	1'36.784	285,7	15:11'29.001
8	33.821	14.569	28.102	32.486	1'48.978P	285,7	15:13'17.979
9	10'32.461	14.982	29.229	22.956	11'39.628P	279,1	15:24'57.607
10	31.896	14.676	28.046	22.735	1'37.353	284,2	15:26'34.960
11	31.899	14.816	28.168	22.747	1'37.630	286,5	15:28'12.590
12	31.869	14.655	28.142	22.691	1'37.357	283,5	15:29'49.947
13	31.889	14.782	28.846	32.465	1'47.982P	284,2	15:31'37.929
14	7'55.955	15.393	28.200	22.669	9'02.217P	270,7	15:40'40.146
15	32.705	14.795	28.781	22.812	1'39.093	282,7	15:42'19.239
16	31.525	14.563	27.896	22.494	1'36.478	286,5	15:43'55.717
17	31.658	14.573	29.538	22.939	1'38.708	281,3	15:45'34.425
18	33.286	14.737	28.758	22.660	1'39.441	286,5	15:47'13.866
19	31.905	14.654	28.077	22.677	1'37.313	282,0	15:48'51.179
20	33.251	15.209	28.750	32.451	1'49.661P	282,0	15:50'40.840

16° 80 H. BARBERA (1'37.395)							
Lap	Seg.1	Seg.2	Seg.3	Seg.4	Lap Time	km/h	Local Time
1		15.479	29.143	23.822	274,8	15:01'45.714	
2	32.322	14.891	28.462	22.754	1'38.429	288,8	15:03'24.143
3	32.048	14.745	28.237	22.693	1'37.723	284,2	15:05'01.866
4	31.985	14.789	28.341	23.132	1'38.247	283,5	15:06'40.113
5	31.963	14.671	28.186	22.587	1'37.407	287,2	15:08'17.520
6	32.380	15.425	29.833	35.059	1'52.697P	278,4	15:10'10.217
7	5'26.132	15.782	29.313	23.400	6'34.627P	277,6	15:16'44.844
8	32.397	14.908	28.260	22.949	1'38.514	282,0	15:18'23.358
9	32.125	14.790	28.262	22.737	1'37.914	283,5	15:20'01.272
10	32.030	14.794	28.259	22.921	1'38.004	286,5	15:21'39.276
11	43.858	16.562	36.235	24.222	2'00.877	248,8	15:23'40.153
12	33.815	15.335	32.946	23.611	1'45.707	280,5	15:25'25.860
13	32.468	15.193	28.266	22.749	1'38.676	285,0	15:27'04.536
14	32.157	14.801	28.293	22.921	1'38.172	280,5	15:28'42.708
15	33.435	14.896	28.541	36.136	1'53.008P	288,0	15:30'35.716
16	9'52.550	15.054	28.115	22.886	10'58.605P	279,8	15:41'34.321
17	32.138	15.010	37.137	26.720	1'51.005	281,3	15:43'25.326
18	32.059	14.675	28.049	22.688	1'37.471	283,5	15:45'02.797
19	32.017	14.723	28.010	22.645	1'37.395	281,3	15:46'40.192
20	31.959	14.749	28.202	22.931	1'37.841	282,0	15:48'18.033
21	33.221	14.785	28.411	22.856	1'39.273	283,5	15:49'57.306
22	32.005	14.788	28.248	22.841	1'37.882	285,0	15:51'35.188

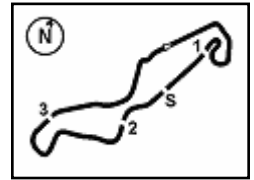
14° 33 M. MELANDRI (1'36.765)							
Lap	Seg.1	Seg.2	Seg.3	Seg.4	Lap Time	km/h	Local Time
1		15.651	29.473	23.214	281,3	15:01'56.166	
2	32.685	14.775	28.645	22.714	1'38.819	285,0	15:03'34.985
3	31.764	14.648	28.039	22.314	1'36.765	282,7	15:05'11.750
4	33.198	15.518	29.423	23.084	1'41.223	278,4	15:06'52.973
5	31.755	14.582	28.228	23.086	1'37.651	284,2	15:08'30.624
6	33.341	14.910	29.577	32.569	1'50.397P	288,0	15:10'21.021
7	11'39.639	15.350	29.368	23.233	12'47.590P	281,3	15:23'08.611
8	32.416	14.976	28.561	22.881	1'38.834	285,7	15:24'47.445
9	31.839	14.572	28.088	22.821	1'37.320	286,5	15:26'24.765
10	32.525	14.813	28.937	32.196	1'48.471P	285,0	15:28'13.236
11	7'35.789	15.341	28.847	23.115	8'43.092P	283,5	15:36'56.328
12	32.942	14.822	28.951	22.765	1'39.480	282,7	15:38'35.808
13	32.014	14.680	28.208	22.608	1'37.510	285,0	15:40'13.318
14	31.826	14.599	28.235	32.695	1'47.355P	287,2	15:42'00.673
15	2'41.671	15.106	29.240	23.201	3'49.218P	284,2	15:45'49.891

17° 21 M. RINALDI (1'37.405)							
Lap	Seg.1	Seg.2	Seg.3	Seg.4	Lap Time	km/h	Local Time
1		15.652	29.335	23.587	283,5	15:01'53.618	
2	32.749	14.885	28.511	22.867	1'39.012	290,3	15:03'32.630
3	32.439	14.948	28.346	22.766	1'38.499	290,3	15:05'11.129
4	32.213	14.923	28.300	22.670	1'38.106	290,3	15:06'49.235
5	32.078	14.761	28.301	22.776	1'37.916	290,3	15:08'27.151
6	32.195	14.872	28.977	33.771	1'49.815P	286,5	15:10'16.966
7	7'31.562	15.387	31.866	25.262	8'44.077P	285,7	15:19'01.043

12/04/2019 P = Pits In/Out - C = Lap Time Cancelled

These data/results cannot be reproduced, stored and/or transmitted in whole or in part by any manner of electronic, mechanical, photocopying, recording, broadcasting or otherwise now known or herein after developed without the previous express consent by the copyright owner, except for reproduction in daily press and regular printed publications on sale to the public within 60 days of the event related to those data/results and always provided that copyright symbol appears together as follows below.

© DORNA WSBK ORGANIZATION Srl 2019



TT Circuit Assen 4.542 m

4 / 4

Motul Dutch Round, 12-14 April 2019 Chronological Analysis Free Practice 2nd Session

8	32.096	14.732	28.230	23.011	1'38.069	288,8	15:20'39.112
9	32.045	14.988	31.954	23.343	1'42.330	291,1	15:22'21.442
10	32.380	14.894	28.367	22.885	1'38.526	291,9	15:23'59.968
11	32.365	14.960	28.984	33.227	1'49.536P	287,2	15:25'49.504
12	7'38.675	15.342	28.958	23.392	8'46.367P	282,7	15:34'35.871
13	32.354	14.978	28.670	23.061	1'39.063	287,2	15:36'14.934
14	32.567	15.432	30.212	32.954	1'51.165P	285,0	15:38'06.099
15	3'28.025	15.573	28.675	23.365	4'35.638P	288,0	15:42'41.737
16	31.899	14.710	28.107	22.689	1'37.405	290,3	15:44'19.142
17	31.956	14.617	28.291	25.523	1'40.387	288,0	15:45'59.529
18	31.939	14.753	28.266	22.733	1'37.691	291,1	15:47'37.220
19	55.688	18.187	28.783	23.250	2'05.908	158,8	15:49'43.128
20	31.885	14.775	28.091	22.972	1'37.723	286,5	15:51'20.851

18° 52 A. DELBIANCO (1'37.901)							
Lap	Seg.1	Seg.2	Seg.3	Seg.4	Lap Time	km/h	Local Time
1		16.371	29.632	23.663		242,7	15:01'49.373
2	32.818	15.214	28.275	22.904	1'39.211	272,0	15:03'28.584
3	32.603	15.197	28.839	22.926	1'39.565	271,4	15:05'08.149
4	32.568	15.322	28.613	22.898	1'39.401	274,1	15:06'47.550
5	34.029	15.140	28.460	22.897	1'40.526	274,1	15:08'28.076
6	32.326	15.255	28.394	33.387	1'49.362P	274,1	15:10'17.438
7	9'58.342	15.886	28.913	23.172	11'06.313P	270,7	15:21'23.751
8	32.370	15.306	28.553	23.174	1'39.403	275,5	15:23'03.154
9	38.079	15.151	28.575	23.218	1'45.023C	277,6	15:24'48.177
10	33.242	15.267	29.052	35.237	1'52.798P	272,7	15:26'40.975
11	4'28.807	15.391	28.741	22.990	5'35.929P	276,2	15:32'16.904
12	32.196	15.286	28.320	22.871	1'38.673	268,0	15:33'55.577
13	31.875	15.138	30.140	22.927	1'40.080	273,4	15:35'35.657
14	32.085	14.951	28.167	22.698	1'37.901	271,4	15:37'13.558
15	32.196	15.077	28.250	22.963	1'38.486	272,0	15:38'52.044
16	35.650	15.590	29.873	33.173	1'54.286P	268,0	15:40'46.330
17	4'59.262	15.314	28.563	22.914	6'06.053P	272,0	15:46'52.383
18	32.127	14.919	28.477	22.856	1'38.379	275,5	15:48'30.762
19	31.983	15.029	28.496	22.807	1'38.315	275,5	15:50'09.077

12/04/2019 P = Pits In/Out - C = Lap Time Cancelled

These data/results cannot be reproduced, stored and/or transmitted in whole or in part by any manner of electronic, mechanical, photocopying, recording, broadcasting or otherwise now known or herein after developed without the previous express consent by the copyright owner, except for reproduction in daily press and regular printed publications on sale to the public within 60 days of the event related to those data/results and always provided that copyright symbol appears together as follows below.

© DORNA WSBK ORGANIZATION Srl 2019