

Motul Dutch Round, 12-14 April 2019

Results Race

Laps 18 = 81,756 Km - Time of Race 29'47.619 - Avg. 164,644 km/h

TT Circuit Assen 4.542 m

1 / 2

Pos	Grid	No.	Rider	Nat	Team	Bike	Class	LL	Gap	Rel.	Fastest Lap	Speed	Qualifying	Speed
1	2	64	F. CARICASULO	ITA	BARDAHL Evan Bros. WorldSSP Team	Yamaha YZF R6		18			1'38.682	262,1	1'38.115	252,9
2	1	21	R. KRUMMENACHER	SUI	BARDAHL Evan Bros. WorldSSP Team	Yamaha YZF R6		18	0.032	0.032	1'38.657	254,7	1'38.010	255,3
3	7	36	T. GRADINGER	AUT	Kallio Racing	Yamaha YZF R6		18	0.223	0.191	1'38.617	262,1	1'39.054	256,5
4	6	16	J. CLUZEL	FRA	GMT94 YAMAHA	Yamaha YZF R6		18	0.580	0.357	1'38.461	260,9	1'38.771	256,5
5	8	44	L. MAHIAS	FRA	Kawasaki Puccetti Racing	Kawasaki ZX-6R		18	1.277	0.697	1'38.417	258,4	1'39.264	252,3
6	9	94	C. PEROLARI	FRA	GMT94 YAMAHA	Yamaha YZF R6		18	13.748	12.471	1'38.883	257,8	1'39.295	250,6
7	5	78	H. OKUBO	JPN	Kawasaki Puccetti Racing	Kawasaki ZX-6R		18	13.873	0.125	1'38.792	259,6	1'38.724	257,8
8	10	32	I. VINALES	ESP	Kallio Racing	Yamaha YZF R6		18	13.959	0.086	1'38.880	261,5	1'39.333	254,7
9	13	30	G. VAN STRAALEN	NED	EAB Racing Team	Kawasaki ZX-6R		18	20.784	6.825	1'39.756	254,7	1'39.608	257,1
10	14	95	J. DANILO	FRA	CIA Landlord Insurance Honda	Honda CBR600RR		18	21.632	0.848	1'39.620	259,0	1'39.905	252,9
11	11	86	A. BADOVINI	ITA	Team Pedercini Racing	Kawasaki ZX-6R		18	22.062	0.430	1'39.477	253,5	1'39.394	252,9
12	17	56	P. SEBESTYEN	HUN	CIA Landlord Insurance Honda	Honda CBR600RR		18	26.266	4.204	1'39.822	257,1	1'40.470	251,2
13	18	84	L. CRESSON	BEL	Kallio Racing	Yamaha YZF R6		18	27.784	1.518	1'39.819	262,1	1'40.545	258,4
14	12	47	R. HARTOG	NED	Team Hartog - Against Cancer	Kawasaki ZX-6R		18	29.374	1.590	1'40.174	256,5	1'39.455	252,9
15	15	22	F. FULIGNI	ITA	MV AGUSTA Reparto Corse	MV Agusta F3 675		18	29.766	0.392	1'39.653	259,0	1'39.939	252,9
16	20	77	W. TESSELS	NED	Team SWPN	Yamaha YZF R6		18	35.384	5.618	1'39.906	248,3	1'40.752	243,2
17	19	74	J. VAN SIKKELERUS	NED	MPM WILSport Racedays	Honda CBR600RR		18	37.936	2.552	1'39.949	255,3	1'40.710	254,7
18	22	4	C. STANGE	GER	GEMAR - Cioccaria Corse WorldSSP Team	Honda CBR600RR		18	45.681	7.745	1'40.455	254,7	1'41.281	247,1
19	24	6	M. HERRERA	ESP	MS Racing	Yamaha YZF R6		18	55.235	9.554	1'41.120	258,4	1'42.124	252,3
20	23	15	A. COPPOLA	ITA	GEMAR - Cioccaria Corse WorldSSP Team	Honda CBR600RR		18	1'12.589	17.354	1'41.738	253,5	1'41.706	250,6
-----Not Classified-----														
RET	4	38	H. SOOMER	EST	MPM WILSport Racedays	Honda CBR600RR		16	2 Laps		1'39.035	254,7	1'38.664	254,1
RET	3	3	R. DE ROSA	ITA	MV AGUSTA Reparto Corse	MV Agusta F3 675		13	5 Laps		1'38.711	259,0	1'38.521	259,6
RET	16	11	K. SMITH	GBR	Team Pedercini Racing	Kawasaki ZX-6R	ESS	4	14 Laps		1'40.200	257,1	1'40.164	250,6
RET	21	43	D. RUBIN	GER	Rubin Racing Team	Yamaha YZF R6		4	14 Laps		1'40.484	254,1	1'41.117	246,6
RET	25	48	X. NAVAND	FRA	DK MOTORSPORT	Yamaha YZF R6	ESS	3	15 Laps		1'42.327	244,9	1'42.943	238,9
NS	27	24	A. DE WINTERE	BEL	Go4Racing	Yamaha YZF R6								246,0

AIR	Humidity:	57%	Temp:	8°C
TRACK	Condition:	Dry	Temp:	11°C

Records	Pole (SP2)	2018	S.Cortese	1'37.799	167,19 Km/h
	Race (RC)	2018	R.Krummenacher	1'38.108	166,67 Km/h
	All Times (SP2)	2018	S.Cortese	1'37.799	167,19 Km/h
Race Fastest Lap		Lap 10	L.Mahias	1'38.417	166,14 Km/h

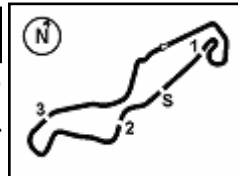
LAP LEADERS					
No.	Rider	From	To	Laps	Total
21	R. KRUMMENACHER	1	1	1	
16	J. CLUZEL	2	2	1	
21	R. KRUMMENACHER	3	3	1	
16	J. CLUZEL	4	4	1	2
21	R. KRUMMENACHER	5	17	13	15
64	F. CARICASULO	18	18	1	1

TOTAL LEADER LAPS		
No.	Rider	Laps
21	R. KRUMMENACHER	27
64	F. CARICASULO	16
36	T. GRADINGER	3
16	J. CLUZEL	2
3	R. DE ROSA	1
74	J. VAN SIKKELERUS	1

Start 14/04/2019 12:15 End 12:46 The results are provisional until the end of the time limit for protests and appeals and the completion of the technical checks.

These data/results cannot be reproduced, stored and/or transmitted in whole or in part by any manner of electronic, mechanical, photocopying, recording, broadcasting or otherwise now known or herein after developed without the previous express consent by the copyright owner, except for reproduction in daily press and regular printed publications on sale to the public within 60 days of the event related to those data/results and always provided that copyright symbol appears together as follows below.

© DORNA WSBK ORGANIZATION Srl 2019



Motul Dutch Round, 12-14 April 2019

Results Race

Race Highlights

Time	No. Rider	Description
12.08.17	24 De Winter	Not Started
12.13.07		Warm-up Lap Start
12.15.50		Start
12.17.42		No Jump Start
12.21.24	48 Navand	Crashed - Turn 1
12.22.07	48 Navand	Out
12.22.43	43 Rubin	Entered Pits
12.23.10	11 Smith	Crashed - Turn 2
12.23.32	11 Smith	Out
12.25.02	43 Rubin	Retired
12.26.53	11 Smith	Medical Centre
12.35.10	3 De Rosa	Crashed - Turn 9
12.35.28	3 De Rosa	Re-joined
12.37.33	38 Soomer	Crashed - Turn 16
12.37.44	38 Soomer	Re-joined
12.38.08	3 De Rosa	Entered Pits
12.39.18	3 De Rosa	Retired
12.42.58	38 Soomer	Entered Pits
12.44.03	38 Soomer	Retired
12.46.50		End Of Session

Start End The results are provisional until the end of the time limit for protests and appeals
 14/04/2019 12:15 12:46 and the completion of the technical checks.

These data/results cannot be reproduced, stored and/or transmitted in whole or in part by any manner of electronic, mechanical, photocopying, recording, broadcasting or otherwise now known or herein after developed without the previous express consent by the copyright owner, except for reproduction in daily press and regular printed publications on sale to the public within 60 days of the event related to those data/results and always provided that copyright symbol appears together as follows below.

© DORNA WSBK ORGANIZATION Srl 2019

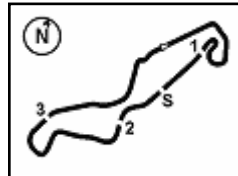
FKR PERUGIA TIMING



Official Tyre Supplier



Official Timekeeper



TT Circuit Assen 4.542 m

1 / 4

Motul Dutch Round, 12-14 April 2019
Lap Chart Race

		Lap																	
	1	2	3	4	5	6	7	8	9	10	11	12	13	14	15	16	17	18	
1	21	16	21	16	21	21	21	21	21	21	21	21	21	21	21	21	21	64	
2	3	21	16	21	16	16	16	64	64	64	64	64	64	64	64	64	64	21	
3	16	3	3	3	3	64	64	16	16	16	16	36	36	36	36	36	36	36	
4	38	44	64	64	64	3	3	36	3	3	3	44	44	44	44	44	16	16	
5	36	36	44	36	36	36	36	3	36	36	36	16	16	16	16	16	44	44	
6	44	64	36	44	44	78	44	44	44	44	44	94	94	32	94	94	94	94	
7	94	94	94	78	78	44	78	78	32	32	94	32	32	94	32	32	32	78	
8	64	78	78	94	94	94	94	32	94	94	32	38	78	78	78	78	78	32	
9	78	32	32	32	32	32	32	94	78	78	38	78	86	86	95	30	30	30	
10	32	30	38	38	38	38	38	38	38	38	78	86	30	30	86	95	95	95	
11	30	38	30	30	30	30	30	30	30	30	30	95	95	30	86	86	86	86	
12	47	47	95	95	95	95	95	95	86	86	86	95	56	56	56	56	56	56	
13	95	95	47	86	86	86	86	86	95	95	95	56	84	84	84	84	84	84	
14	11	11	86	47	84	84	84	84	84	56	56	84	22	22	22	47	47	47	
15	86	86	11	11	47	47	47	56	56	84	84	47	47	47	22	22	22	22	
16	84	84	84	84	56	56	56	47	47	47	47	22	77	77	77	77	77	77	
17	56	56	56	56	74	74	77	77	77	77	77	77	74	74	74	74	74	74	
18	77	74	74	74	77	77	74	74	22	22	22	74	38	38	38	4	4	4	
19	74	77	77	77	22	22	22	22	74	74	74	4	4	4	4	6	6	6	
20	4	43	43	22	4	4	4	4	4	4	4	6	6	6	6	38	15	15	
21	43	22	22	4	6	6	6	6	6	6	6	3	15	15	15				
22	6	6	4	6	15	15	15	15	15	15	15	3							
23	22	4	6	15															
24	15	15	15	43															
25	48	48	48																

Final Result		
1	64 F. CARICASULO	Laps 18
2	21 R. KRUMMENACHER	0.032
3	36 T. GRADINGER	0.223
4	16 J. CLUZEL	0.580
5	44 L. MAHIAS	1.277
6	94 C. PEROLARI	13.748
7	78 H. OKUBO	13.873
8	32 I. VINALES	13.959
9	30 G. VAN STRAALEN	20.784
10	95 J. DANILO	21.632
11	86 A. BADOVINI	22.062
12	56 P. SEBESTYEN	26.266
13	84 L. CRESSON	27.784
14	47 R. HARTOG	29.374
15	22 F. FULIGNI	29.766
16	77 W. TESSELS	35.384
17	74 J. VAN SIKKELERUS	37.936
18	4 C. STANGE	45.681
19	6 M. HERRERA	55.235
20	15 A. COPPOLA	1'12.589
RET	38 H. SOOMER	2 Laps
RET	3 R. DE ROSA	5 Laps
RET	11 K. SMITH	14 Laps
RET	43 D. RUBIN	14 Laps
RET	48 X. NAVAND	15 Laps
NS	24 A. DE WINTERE	

14/04/2019

These data/results cannot be reproduced, stored and/or transmitted in whole or in part by any manner of electronic, mechanical, photocopying, recording, broadcasting or otherwise now known or herein after developed without the previous express consent by the copyright owner, except for reproduction in daily press and regular printed publications on sale to the public within 60 days of the event related to those data/results and always provided that copyright symbol appears together as follows below.

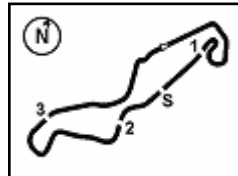
© DORNA WSBK ORGANIZATION Srl 2019

FIOR PERUGIA TIMING


Official Tyre Supplier



Official Timekeeper



TT Circuit Assen 4.542 m

Motul Dutch Round, 12-14 April 2019

Lap Chart Race

2 / 4

Lap 1

1	21	R.Krummenacher	1'44.140
2	3	R.De Rosa	0.242
3	16	J.Cluzel	0.388
4	38	H.Soomer	0.940
5	36	T.Gradinger	0.988
6	44	L.Mahias	1.054
7	94	C.Perolari	1.173
8	64	F.Caricasulo	1.192
9	78	H.Okubo	1.428
10	32	I.Vinales	1.476
11	30	G.van Straalen	1.719
12	47	R.Hartog	2.179
13	95	J.Danilo	2.614
14	11	K.Smith	2.978
15	86	A.Badovini	3.062
16	84	L.Cresson	3.190
17	56	P.Sebestyen	3.506
18	77	W.Tessels	3.752
19	74	J.van Sikkelerus	3.903
20	4	C.Stange	4.205
21	43	D.Rubin	4.368
22	6	M.Herrera	4.690
23	22	F.Fuligni	4.913
24	15	A.Coppola	5.689
25	48	X.Navand	6.313

Lap 2

1	16	J.Cluzel	3'23.714
2	21	R.Krummenacher	0.097
3	3	R.De Rosa	0.351
4	44	L.Mahias	0.474
5	36	T.Gradinger	0.632
6	64	F.Caricasulo	0.848
7	94	C.Perolari	1.433
8	78	H.Okubo	1.661
9	32	I.Vinales	1.974
10	30	G.van Straalen	2.423
11	38	H.Soomer	2.729
12	47	R.Hartog	2.779
13	95	J.Danilo	3.121
14	11	K.Smith	3.604
15	86	A.Badovini	4.021
16	84	L.Cresson	4.161
17	56	P.Sebestyen	4.439
18	74	J.van Sikkelerus	4.860
19	77	W.Tessels	5.087
20	43	D.Rubin	5.382
21	22	F.Fuligni	6.247
22	6	M.Herrera	6.396
23	4	C.Stange	6.576
24	15	A.Coppola	7.853
25	48	X.Navand	9.616

Lap 3

1	21	R.Krummenacher	5'02.767
2	16	J.Cluzel	0.125
3	3	R.De Rosa	0.344
4	64	F.Caricasulo	0.585
5	44	L.Mahias	0.896
6	36	T.Gradinger	0.944
7	94	C.Perolari	1.472
8	78	H.Okubo	1.698
9	32	I.Vinales	1.801
10	38	H.Soomer	2.924
11	30	G.van Straalen	3.477
12	95	J.Danilo	3.688
13	47	R.Hartog	4.337
14	86	A.Badovini	4.525
15	11	K.Smith	4.763
16	84	L.Cresson	4.927
17	56	P.Sebestyen	5.426
18	74	J.van Sikkelerus	5.756
19	77	W.Tessels	5.940

20	43	D.Rubin	6.813
21	22	F.Fuligni	7.661
22	4	C.Stange	7.978
23	6	M.Herrera	8.748
24	15	A.Coppola	10.663
25	48	X.Navand	12.890

Lap 4

1	16	J.Cluzel	6'42.271
2	21	R.Krummenacher	0.044
3	3	R.De Rosa	0.275
4	64	F.Caricasulo	0.346
5	36	T.Gradinger	0.740
6	44	L.Mahias	0.954
7	78	H.Okubo	1.385
8	94	C.Perolari	1.516
9	32	I.Vinales	1.608
10	38	H.Soomer	2.455
11	30	G.van Straalen	3.729
12	95	J.Danilo	4.076
13	86	A.Badovini	5.323
14	47	R.Hartog	5.676
15	11	K.Smith	5.756
16	84	L.Cresson	5.960
17	56	P.Sebestyen	6.376
18	74	J.van Sikkelerus	6.464
19	77	W.Tessels	6.819
20	22	F.Fuligni	8.654
21	4	C.Stange	9.504
22	6	M.Herrera	10.364
23	15	A.Coppola	13.227
24	43	D.Rubin	30.997

Lap 5

1	21	R.Krummenacher	8'21.407
2	16	J.Cluzel	0.220
3	3	R.De Rosa	0.378
4	64	F.Caricasulo	0.464
5	36	T.Gradinger	0.641
6	44	L.Mahias	0.848
7	78	H.Okubo	1.041
8	94	C.Perolari	1.302
9	32	I.Vinales	1.426
10	38	H.Soomer	3.242
11	30	G.van Straalen	4.529
12	95	J.Danilo	5.104
13	86	A.Badovini	5.664
14	84	L.Cresson	6.945
15	47	R.Hartog	7.256
16	56	P.Sebestyen	7.569
17	74	J.van Sikkelerus	7.682
18	77	W.Tessels	8.123
19	22	F.Fuligni	9.515
20	4	C.Stange	11.332
21	6	M.Herrera	13.089
22	15	A.Coppola	16.386

Lap 6

1	21	R.Krummenacher	10'00.530
2	16	J.Cluzel	0.197
3	64	F.Caricasulo	0.390
4	3	R.De Rosa	0.598
5	36	T.Gradinger	0.710
6	78	H.Okubo	1.447
7	44	L.Mahias	1.556
8	94	C.Perolari	1.827
9	32	I.Vinales	1.953
10	38	H.Soomer	3.460
11	30	G.van Straalen	5.616
12	95	J.Danilo	6.016
13	86	A.Badovini	6.181
14	84	L.Cresson	7.859
15	47	R.Hartog	8.342
16	56	P.Sebestyen	8.572
17	74	J.van Sikkelerus	8.722

18	77	W.Tessels	9.177
19	22	F.Fuligni	10.264
20	4	C.Stange	13.638
21	6	M.Herrera	15.787
22	15	A.Coppola	19.662

Lap 7

1	21	R.Krummenacher	11'39.584
2	16	J.Cluzel	0.352
3	64	F.Caricasulo	0.429
4	3	R.De Rosa	0.605
5	36	T.Gradinger	0.681
6	44	L.Mahias	1.081
7	78	H.Okubo	2.157
8	94	C.Perolari	2.298
9	32	I.Vinales	2.392
10	38	H.Soomer	4.305
11	30	G.van Straalen	6.825
12	95	J.Danilo	7.411
13	86	A.Badovini	7.478
14	84	L.Cresson	9.093
15	47	R.Hartog	9.931
16	56	P.Sebestyen	10.058
17	77	W.Tessels	10.365
18	74	J.van Sikkelerus	11.429
19	22	F.Fuligni	11.717
20	4	C.Stange	16.151
21	6	M.Herrera	18.558
22	15	A.Coppola	23.240

Lap 8

1	21	R.Krummenacher	13'18.596
2	64	F.Caricasulo	0.225
3	16	J.Cluzel	0.462
4	36	T.Gradinger	0.709
5	3	R.De Rosa	0.775
6	44	L.Mahias	0.956
7	78	H.Okubo	2.535
8	32	I.Vinales	2.585
9	94	C.Perolari	2.785
10	38	H.Soomer	4.410
11	30	G.van Straalen	7.805
12	95	J.Danilo	8.158
13	86	A.Badovini	8.254
14	84	L.Cresson	10.428
15	56	P.Sebestyen	10.868
16	47	R.Hartog	11.337
17	77	W.Tessels	11.757
18	74	J.van Sikkelerus	13.538
19	22	F.Fuligni	13.606
20	4	C.Stange	18.727
21	6	M.Herrera	21.336
22	15	A.Coppola	26.768

Lap 9

1	21	R.Krummenacher	14'57.527
2	64	F.Caricasulo	0.203
3	16	J.Cluzel	0.395
4	3	R.De Rosa	0.555
5	36	T.Gradinger	0.606
6	44	L.Mahias	1.456
7	32	I.Vinales	2.696
8	94	C.Perolari	3.014
9	78	H.Okubo	3.828
10	38	H.Soomer	4.706
11	30	G.van Straalen	8.803
12	86	A.Badovini	9.244
13	95	J.Danilo	9.672
14	84	L.Cresson	11.720
15	56	P.Sebestyen	11.877
16	47	R.Hartog	12.814
17	77	W.Tessels	13.130
18	22	F.Fuligni	15.306
19	74	J.van Sikkelerus	16.051
20	4	C.Stange	21.216

Lap 10

1	21	R.Krummenacher	16'36.580
2	64	F.Caricasulo	0.150
3	16	J.Cluzel	0.359
4	3	R.De Rosa	0.527
5	36	T.Gradinger	0.589
6	44	L.Mahias	0.820
7	32	I.Vinales	2.696
8	94	C.Perolari	2.844
9	78	H.Okubo	4.746
10	38	H.Soomer	4.966
11	30	G.van Straalen	9.868
12	86	A.Badovini	9.966
13	95	J.Danilo	10.566
14	56	P.Sebestyen	13.174
15	84	L.Cresson	13.321
16	47	R.Hartog	14.932
17	77	W.Tessels	15.204
18	22	F.Fuligni	16.254
19	74	J.van Sikkelerus	18.079
20	4	C.Stange	23.717
21	6	M.Herrera	26.578
22	15	A.Coppola	35.124

Lap 11

1	21	R.Krummenacher	18'15.246
2	64	F.Caricasulo	0.211
3	16	J.Cluzel	0.572
4	3	R.De Rosa	0.677
5	36	T.Gradinger	0.789
6	44	L.Mahias	1.065
7	94	C.Perolari	3.942
8	32	I.Vinales	4.057
9	38	H.Soomer	6.548
10	78	H.Okubo	6.565
11	30	G.van Straalen	11.116
12	86	A.Badovini	11.227
13	95	J.Danilo	11.660
14	56	P.Sebestyen	14.767
15	84	L.Cresson	14.904
16	47	R.Hartog	16.840
17	77	W.Tessels	17.070
18	22	F.Fuligni	17.241
19	74	J.van Sikkelerus	20.268
20	4	C.Stange	26.505
21	6	M.Herrera	29.665
22	15	A.Coppola	39.685

Lap 12

1	21	R.Krummenacher	19'54.184
2	64	F.Caricasulo	0.137
3	36	T.Gradinger	0.495
4	44	L.Mahias	1.101
5	16	J.Cluzel	1.538
6	94	C.Perolari	5.316
7	32	I.Vinales	5.414
8	38	H.Soomer	7.652
9	78	H.Okubo	8.057
10	86	A.Badovini	12.356
11	30	G.van Straalen	12.610
12	95	J.Danilo	12.832
13	56	P.Sebestyen	16.208
14	84	L.Cresson	16.287
15	47	R.Hartog	18.503
16	22	F.Fuligni	18.791
17	77	W.Tessels	19.215
18	74	J.van Sikkelerus	22.559
19	4	C.Stange	29.497
20	6	M.Herrera	32.694
21	3	R.De Rosa	35.809
22	15	A.Coppola	43.916

14/04/2019

These data/results cannot be reproduced, stored and/or transmitted in whole or in part by any manner of electronic, mechanical, photocopying, recording, broadcasting or otherwise now known or herein after developed without the previous express consent by the copyright owner, except for reproduction in daily press and regular printed publications on sale to the public within 60 days of the event related to those data/results and always provided that copyright symbol appears together as follows below.

© DORNA WSBK ORGANIZATION Srl 2019

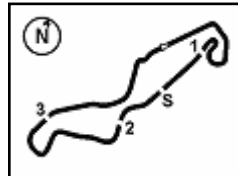
FCR PERUGIA TIMING



Official Tyre Supplier



Official Timekeeper



TT Circuit Assen 4.542 m

Motul Dutch Round, 12-14 April 2019
Lap Chart Race
Lap 13

1	21	R.Krummenacher	21'33.177
2	64	F.Caricasulo	0.161
3	36	T.Gradinger	0.372
4	44	L.Mahias	0.964
5	16	J.Cluzel	1.258
6	94	C.Perolari	6.458
7	32	I.Vinales	6.564
8	78	H.Okubo	8.991
9	86	A.Badovini	13.345
10	30	G.van Straalen	13.717
11	95	J.Danilo	13.966
12	56	P.Sebestyen	18.152
13	84	L.Cresson	18.549
14	22	F.Fuligni	20.533
15	47	R.Hartog	20.602
16	77	W.Tessels	21.384
17	74	J.van Sikkelerus	24.936
18	38	H.Soomer	30.761
19	4	C.Stange	32.207
20	6	M.Herrera	36.206
21	15	A.Coppola	49.138
22	3	R.De Rosa	1'04.643

4	44	L.Mahias	0.793
5	16	J.Cluzel	0.972
6	94	C.Perolari	10.718
7	32	I.Vinales	10.808
8	78	H.Okubo	11.958
9	30	G.van Straalen	18.422
10	95	J.Danilo	18.513
11	86	A.Badovini	18.662
12	56	P.Sebestyen	22.466
13	84	L.Cresson	23.516
14	47	R.Hartog	25.658
15	22	F.Fuligni	25.694
16	77	W.Tessels	28.980
17	74	J.van Sikkelerus	32.194
18	4	C.Stange	40.117
19	6	M.Herrera	47.635
20	38	H.Soomer	1'01.993
21	15	A.Coppola	1'03.144

Lap 17

1	21	R.Krummenacher	28'08.796
2	64	F.Caricasulo	0.141
3	36	T.Gradinger	0.350
4	16	J.Cluzel	0.942
5	44	L.Mahias	1.174
6	94	C.Perolari	12.312
7	32	I.Vinales	12.383
8	78	H.Okubo	12.550
9	30	G.van Straalen	19.737
10	95	J.Danilo	20.300
11	86	A.Badovini	20.415
12	56	P.Sebestyen	24.473
13	84	L.Cresson	25.470
14	47	R.Hartog	27.501
15	22	F.Fuligni	27.805
16	77	W.Tessels	31.935
17	74	J.van Sikkelerus	34.905
18	4	C.Stange	43.161
19	6	M.Herrera	51.477
20	15	A.Coppola	1'08.050

Lap 18

1	64	F.Caricasulo	29'47.619
2	21	R.Krummenacher	0.032
3	36	T.Gradinger	0.223
4	16	J.Cluzel	0.580
5	44	L.Mahias	1.277
6	94	C.Perolari	13.748
7	78	H.Okubo	13.873
8	32	I.Vinales	13.959
9	30	G.van Straalen	20.784
10	95	J.Danilo	21.632
11	86	A.Badovini	22.062
12	56	P.Sebestyen	26.266
13	84	L.Cresson	27.784
14	47	R.Hartog	29.374
15	22	F.Fuligni	29.766
16	77	W.Tessels	35.384
17	74	J.van Sikkelerus	37.936
18	4	C.Stange	45.681
19	6	M.Herrera	55.235
20	15	A.Coppola	1'12.589

Lap 14

1	21	R.Krummenacher	23'12.381
2	64	F.Caricasulo	0.153
3	36	T.Gradinger	0.383
4	44	L.Mahias	0.518
5	16	J.Cluzel	0.987
6	32	I.Vinales	7.708
7	94	C.Perolari	7.811
8	78	H.Okubo	9.848
9	86	A.Badovini	14.489
10	30	G.van Straalen	14.874
11	95	J.Danilo	14.890
12	56	P.Sebestyen	19.439
13	84	L.Cresson	20.070
14	22	F.Fuligni	21.726
15	47	R.Hartog	21.824
16	77	W.Tessels	23.372
17	74	J.van Sikkelerus	27.225
18	38	H.Soomer	35.081
19	4	C.Stange	35.189
20	6	M.Herrera	39.856
21	15	A.Coppola	53.407

Lap 15

1	21	R.Krummenacher	24'51.328
2	64	F.Caricasulo	0.165
3	36	T.Gradinger	0.350
4	44	L.Mahias	0.649
5	16	J.Cluzel	0.917
6	94	C.Perolari	8.837
7	32	I.Vinales	8.909
8	78	H.Okubo	10.868
9	95	J.Danilo	16.330
10	86	A.Badovini	16.430
11	30	G.van Straalen	16.623
12	56	P.Sebestyen	20.887
13	84	L.Cresson	21.701
14	22	F.Fuligni	23.310
15	47	R.Hartog	23.434
16	77	W.Tessels	26.058
17	74	J.van Sikkelerus	29.651
18	38	H.Soomer	37.263
19	4	C.Stange	37.367
20	6	M.Herrera	43.487
21	15	A.Coppola	57.967

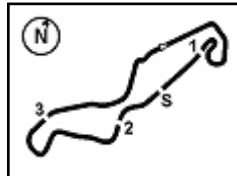
Lap 16

1	21	R.Krummenacher	26'29.985
2	64	F.Caricasulo	0.193
3	36	T.Gradinger	0.310

14/04/2019

These data/results cannot be reproduced, stored and/or transmitted in whole or in part by any manner of electronic, mechanical, photocopying, recording, broadcasting or otherwise now known or herein after developed without the previous express consent by the copyright owner, except for reproduction in daily press and regular printed publications on sale to the public within 60 days of the event related to those data/results and always provided that copyright symbol appears together as follows below.

© DORNA WSBK ORGANIZATION Srl 2019


Motul Dutch Round, 12-14 April 2019
Lap Chart Race
Race Pace Comparison

	64 Car	21 Kru	36 Gra	16 Clu	44 Mah	94 Per	78 Oku	32 Vin	30 vSt	95 Dan	86 Bad	56 Seb	84 Cre	47 Har
1	1'45.332	1'44.140	1'45.128	1'44.528	1'45.194	1'45.313	1'45.568	1'45.616	1'45.859	1'46.754	1'47.202	1'47.646	1'47.330	1'46.319
2	1'39.230	1'39.671	1'39.218	1'39.186	1'38.994	1'39.834	1'39.807	1'40.072	1'40.278	1'40.081	1'40.533	1'40.507	1'40.545	1'40.174
3	1'38.790	1'38.956	1'39.365	1'39.178	1'39.475	1'39.092	1'39.090	1'38.880	1'40.107	1'39.620	1'39.557	1'40.040	1'39.819	1'40.611
4	1'39.265	1'39.548	1'39.300	1'39.379	1'39.562	1'39.548	1'39.191	1'39.311	1'39.756	1'39.892	1'40.302	1'40.454	1'40.537	1'40.843
5	1'39.254	1'39.092	1'39.037	1'39.356	1'39.030	1'38.922	1'38.792	1'38.954	1'39.936	1'40.164	1'39.477	1'40.329	1'40.121	1'40.716
6	1'39.049	1'39.123	1'39.192	1'39.100	1'39.831	1'39.648	1'39.529	1'39.650	1'40.210	1'40.035	1'39.640	1'40.126	1'40.037	1'40.209
7	1'39.093	1'39.054	1'39.025	1'39.209	1'38.579	1'39.525	1'39.764	1'39.493	1'40.263	1'40.449	1'40.351	1'40.540	1'40.288	1'40.643
8	1'38.808	1'39.012	1'39.040	1'39.122	1'38.887	1'39.499	1'39.390	1'39.205	1'39.992	1'39.759	1'39.788	1'39.822	1'40.347	1'40.418
9	1'38.909	1'38.931	1'38.828	1'38.864	1'39.431	1'39.160	1'40.224	1'39.042	1'39.929	1'40.445	1'39.921	1'39.940	1'40.223	1'40.408
10	1'39.000	1'39.053	1'39.036	1'39.017	1'38.417	1'38.883	1'39.971	1'39.053	1'40.118	1'39.947	1'39.775	1'40.350	1'40.654	1'41.171
11	1'38.727	1'38.666	1'38.866	1'38.879	1'38.911	1'39.764	1'40.485	1'40.027	1'39.914	1'39.760	1'39.927	1'40.259	1'40.249	1'40.574
12	1'38.864	1'38.938	1'38.644	1'39.904	1'38.974	1'40.312	1'40.430	1'40.295	1'40.432	1'40.110	1'40.067	1'40.379	1'40.321	1'40.601
13	1'39.017	1'38.993	1'38.870	1'38.713	1'38.856	1'40.135	1'39.927	1'40.143	1'40.100	1'40.127	1'39.982	1'40.937	1'41.255	1'41.092
14	1'39.196	1'39.204	1'39.215	1'38.933	1'38.758	1'40.557	1'40.061	1'40.348	1'40.361	1'40.128	1'40.348	1'40.491	1'40.725	1'40.426
15	1'38.959	1'38.947	1'38.914	1'38.877	1'39.078	1'39.973	1'39.967	1'40.148	1'40.696	1'40.387	1'40.888	1'40.395	1'40.578	1'40.557
16	1'38.685	1'38.657	1'38.617	1'38.712	1'38.801	1'40.538	1'39.747	1'40.556	1'40.456	1'40.840	1'40.889	1'40.236	1'40.472	1'40.881
17	1'38.759	1'38.811	1'38.851	1'38.781	1'39.192	1'40.405	1'39.403	1'40.386	1'40.126	1'40.598	1'40.564	1'40.818	1'40.765	1'40.654
18	1'38.682	1'38.855	1'38.696	1'38.461	1'38.926	1'40.259	1'40.146	1'40.399	1'39.870	1'40.155	1'40.470	1'40.616	1'41.137	1'40.696

	22 Ful	77 Tes	74 vSk	4 Sta	6 Her	15 Cop	38 Soo	3 DeR	11 Smi	43 Rub	48 Nav
1	1'49.053	1'47.892	1'48.043	1'48.345	1'48.830	1'49.829	1'45.080	1'44.382	1'47.118	1'48.508	1'50.453
2	1'40.908	1'40.909	1'40.531	1'41.945	1'41.280	1'41.738	1'41.363	1'39.683	1'40.200	1'40.588	1'42.877
3	1'40.467	1'39.906	1'39.949	1'40.455	1'41.405	1'41.863	1'39.248	1'39.046	1'40.212	1'40.484	1'42.327
4	1'40.497	1'40.383	1'40.212	1'41.030	1'41.120	1'42.068	1'39.035	1'39.435	1'40.497	2'03.688	
5	1'39.997	1'40.440	1'40.354	1'40.964	1'41.861	1'42.295	1'39.923	1'39.239			
6	1'39.872	1'40.177	1'40.163	1'41.429	1'41.821	1'42.399	1'39.341	1'39.343			
7	1'40.507	1'40.242	1'41.761	1'41.567	1'41.825	1'42.632	1'39.899	1'39.061			
8	1'40.901	1'40.404	1'41.121	1'41.588	1'41.790	1'42.540	1'39.117	1'39.182			
9	1'40.631	1'40.304	1'41.444	1'41.420	1'41.704	1'42.819	1'39.227	1'38.711			
10	1'40.001	1'41.127	1'41.081	1'41.554	1'41.522	1'43.521	1'39.313	1'39.025			
11	1'39.653	1'40.532	1'40.855	1'41.454	1'41.753	1'43.227	1'40.248	1'38.816			
12	1'40.488	1'41.083	1'41.229	1'41.930	1'41.967	1'43.169	1'40.042	2'14.070			
13	1'40.735	1'41.162	1'41.370	1'41.703	1'42.505	1'44.215	2'02.102	2'07.827			
14	1'40.397	1'41.192	1'41.493	1'42.186	1'42.854	1'43.473	1'43.524				
15	1'40.531	1'41.633	1'41.373	1'41.125	1'42.578	1'43.507	1'41.129				
16	1'41.041	1'41.579	1'41.200	1'41.407	1'42.805	1'43.834	2'03.387				
17	1'40.922	1'41.766	1'41.522	1'41.855	1'42.653	1'43.717					
18	1'40.784	1'42.272	1'41.854	1'41.343	1'42.581	1'43.362					

14/04/2019

These data/results cannot be reproduced, stored and/or transmitted in whole or in part by any manner of electronic, mechanical, photocopying, recording, broadcasting or otherwise now known or herein after developed without the previous express consent by the copyright owner, except for reproduction in daily press and regular printed publications on sale to the public within 60 days of the event related to those data/results and always provided that copyright symbol appears together as follows below.

© DORNA WSBK ORGANIZATION Srl 2019

FICR PERUGIA TIMING


Official Tyre Supplier



Official Timekeeper

Motul Dutch Round, 12-14 April 2019

Best Sectors & Speed Race

RESULTS

1	64 F. CARICASULO	Yamaha YZF R6	Laps 18
2	21 R. KRUMMENACHER	Yamaha YZF R6	0.032
3	36 T. GRADINGER	Yamaha YZF R6	0.223
4	16 J. CLUZEL	Yamaha YZF R6	0.580
5	44 L. MAHIAS	Kawasaki ZX-6R	1.277
6	94 C. PEROLARI	Yamaha YZF R6	13.748
7	78 H. OKUBO	Kawasaki ZX-6R	13.873
8	32 I. VINALES	Yamaha YZF R6	13.959
9	30 G. VAN STRAALEN	Kawasaki ZX-6R	20.784
10	95 J. DANILO	Honda CBR600RR	21.632
11	86 A. BADOVINI	Kawasaki ZX-6R	22.062
12	56 P. SEBESTYEN	Honda CBR600RR	26.266
13	84 L. CRESSON	Yamaha YZF R6	27.784
14	47 R. HARTOG	Kawasaki ZX-6R	29.374
15	22 F. FULIGNI	MV Agusta F3 675	29.766
16	77 W. TESSELS	Yamaha YZF R6	35.384
17	74 J. VAN SIKKELERUS	Honda CBR600RR	37.936
18	4 C. STANGE	Honda CBR600RR	45.681
19	6 M. HERRERA	Yamaha YZF R6	55.235
20	15 A. COPPOLA	Honda CBR600RR	1'12.589
RET	38 H. SOOMER	Honda CBR600RR	2 Laps
RET	3 R. DE ROSA	MV Agusta F3 675	5 Laps
RET	11 K. SMITH	Kawasaki ZX-6R	14 Laps
RET	43 D. RUBIN	Yamaha YZF R6	14 Laps
RET	48 X. NAVAND	Yamaha YZF R6	15 Laps
NS	24 A. DE WINTERE	Yamaha YZF R6	

SPEED

1	84 L. CRESSON	Yamaha YZF R6	262,1
2	36 T. GRADINGER	Yamaha YZF R6	262,1
3	64 F. CARICASULO	Yamaha YZF R6	262,1
4	32 I. VINALES	Yamaha YZF R6	261,5
5	16 J. CLUZEL	Yamaha YZF R6	260,9
6	78 H. OKUBO	Kawasaki ZX-6R	259,6
7	95 J. DANILO	Honda CBR600RR	259,0
8	22 F. FULIGNI	MV Agusta F3 675	259,0
9	3 R. DE ROSA	MV Agusta F3 675	259,0
10	6 M. HERRERA	Yamaha YZF R6	258,4
11	44 L. MAHIAS	Kawasaki ZX-6R	258,4
12	94 C. PEROLARI	Yamaha YZF R6	257,8
13	56 P. SEBESTYEN	Honda CBR600RR	257,1
14	11 K. SMITH	Kawasaki ZX-6R	257,1
15	47 R. HARTOG	Kawasaki ZX-6R	256,5
16	74 J. VAN SIKKELERUS	Honda CBR600RR	255,3
17	21 R. KRUMMENACHER	Yamaha YZF R6	254,7
18	30 G. VAN STRAALEN	Kawasaki ZX-6R	254,7
19	4 C. STANGE	Honda CBR600RR	254,7
20	38 H. SOOMER	Honda CBR600RR	254,7
21	43 D. RUBIN	Yamaha YZF R6	254,1
22	15 A. COPPOLA	Honda CBR600RR	253,5
23	86 A. BADOVINI	Kawasaki ZX-6R	253,5
24	77 W. TESSELS	Yamaha YZF R6	248,3
25	48 X. NAVAND	Yamaha YZF R6	244,9

SEG. 1

1	38 H. SOOMER	32.257
2	21 R. KRUMMENACHER	32.270
3	16 J. CLUZEL	32.273
4	64 F. CARICASULO	32.283
5	44 L. MAHIAS	32.324
6	32 I. VINALES	32.345
7	36 T. GRADINGER	32.440
8	78 H. OKUBO	32.465
9	3 R. DE ROSA	32.478
10	94 C. PEROLARI	32.481
11	95 J. DANILO	32.569
12	86 A. BADOVINI	32.591
13	22 F. FULIGNI	32.651
14	30 G. VAN STRAALEN	32.661
15	56 P. SEBESTYEN	32.694
16	84 L. CRESSON	32.746
17	11 K. SMITH	32.860
18	74 J. VAN SIKKELERUS	32.921
19	47 R. HARTOG	32.924
20	77 W. TESSELS	33.034
21	6 M. HERRERA	33.113
22	43 D. RUBIN	33.137
23	4 C. STANGE	33.154
24	15 A. COPPOLA	33.278
25	48 X. NAVAND	33.676

SEG. 2

1	36 T. GRADINGER	14.955
2	44 L. MAHIAS	14.978
3	64 F. CARICASULO	14.995
4	3 R. DE ROSA	15.042
5	16 J. CLUZEL	15.062
6	21 R. KRUMMENACHER	15.092
7	78 H. OKUBO	15.094
8	84 L. CRESSON	15.097
9	32 I. VINALES	15.122
10	94 C. PEROLARI	15.127
11	86 A. BADOVINI	15.139
12	38 H. SOOMER	15.154
13	22 F. FULIGNI	15.198
14	56 P. SEBESTYEN	15.226
15	47 R. HARTOG	15.245
16	74 J. VAN SIKKELERUS	15.261
17	11 K. SMITH	15.262
18	95 J. DANILO	15.266
19	30 G. VAN STRAALEN	15.269
20	4 C. STANGE	15.312
21	43 D. RUBIN	15.348
22	77 W. TESSELS	15.380
23	6 M. HERRERA	15.381
24	15 A. COPPOLA	15.592
25	48 X. NAVAND	15.702

SEG. 3

1	36 T. GRADINGER	28.136
2	44 L. MAHIAS	28.215
3	64 F. CARICASULO	28.238
4	16 J. CLUZEL	28.252
5	78 H. OKUBO	28.269
6	94 C. PEROLARI	28.294
7	21 R. KRUMMENACHER	28.305
8	38 H. SOOMER	28.323
9	3 R. DE ROSA	28.364
10	32 I. VINALES	28.369
11	86 A. BADOVINI	28.405
12	30 G. VAN STRAALEN	28.447
13	77 W. TESSELS	28.467
14	95 J. DANILO	28.500
15	11 K. SMITH	28.524
16	56 P. SEBESTYEN	28.557
17	47 R. HARTOG	28.574
18	84 L. CRESSON	28.636
19	74 J. VAN SIKKELERUS	28.642
20	4 C. STANGE	28.667
21	43 D. RUBIN	28.686
22	6 M. HERRERA	28.717
23	22 F. FULIGNI	28.750
24	15 A. COPPOLA	28.920
25	48 X. NAVAND	29.121

SEG. 4

1	36 T. GRADINGER	22.680
2	3 R. DE ROSA	22.750
3	44 L. MAHIAS	22.760
4	64 F. CARICASULO	22.762
5	21 R. KRUMMENACHER	22.766
6	16 J. CLUZEL	22.779
7	38 H. SOOMER	22.807
8	94 C. PEROLARI	22.817
9	32 I. VINALES	22.856
10	78 H. OKUBO	22.876
11	86 A. BADOVINI	22.944
12	84 L. CRESSON	22.960
13	22 F. FULIGNI	22.968
14	77 W. TESSELS	22.972
15	74 J. VAN SIKKELERUS	22.975
16	56 P. SEBESTYEN	23.001
17	30 G. VAN STRAALEN	23.019
18	47 R. HARTOG	23.036
19	95 J. DANILO	23.079
20	43 D. RUBIN	23.242
21	4 C. STANGE	23.250
22	11 K. SMITH	23.254
23	6 M. HERRERA	23.511
24	15 A. COPPOLA	23.677
25	48 X. NAVAND	23.820

14/04/2019

These data/results cannot be reproduced, stored and/or transmitted in whole or in part by any manner of electronic, mechanical, photocopying, recording, broadcasting or otherwise now known or herein after developed without the previous express consent by the copyright owner, except for reproduction in daily press and regular printed publications on sale to the public within 60 days of the event related to those data/results and always provided that copyright symbol appears together as follows below.

© DORNA WSBK ORGANIZATION Srl 2019

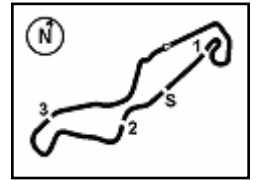
FICR PERUGIA TIMING



Official Tyre Supplier



Official Timekeeper



Motul Dutch Round, 12-14 April 2019

Chronological Analysis Race

TT Circuit Assen 4.542 m

Start at 12:15:44.279

1 / 4

1° 64 F. CARICASULO (1'38.682)								4° 16 J. CLUZEL (1'38.461)							
Lap	Seg.1	Seg.2	Seg.3	Seg.4	Lap Time	km/h	Local Time	Lap	Seg.1	Seg.2	Seg.3	Seg.4	Lap Time	km/h	Local Time
1		15.223	28.510	23.349	1'45.332	262,1	12:17'29.611	1		15.191	28.400	23.380	1'44.528	254,7	12:17'28.807
2	33.060	15.088	28.238	22.844	1'39.230	260,9	12:19'08.841	2	32.598	15.217	28.252	23.119	1'39.186	255,3	12:19'07.993
3	32.603	15.137	28.288	22.762	1'38.790	261,5	12:20'47.631	3	32.353	15.229	28.392	23.204	1'39.178	252,9	12:20'47.171
4	32.566	15.174	28.516	23.009	1'39.265	260,9	12:22'26.896	4	32.588	15.439	28.263	23.089	1'39.379	253,5	12:22'26.550
5	32.676	15.138	28.626	22.814	1'39.254	260,2	12:24'06.150	5	32.655	15.361	28.379	22.961	1'39.356	248,8	12:24'05.906
6	32.457	15.144	28.487	22.961	1'39.049	255,9	12:25'45.199	6	32.454	15.213	28.430	23.003	1'39.100	250,0	12:25'45.006
7	32.521	15.209	28.382	22.981	1'39.093	255,9	12:27'24.292	7	32.507	15.246	28.354	23.102	1'39.209	249,4	12:27'24.215
8	32.283	15.123	28.424	22.978	1'38.808	254,1	12:29'03.100	8	32.690	15.145	28.317	22.970	1'39.122	257,8	12:29'03.337
9	32.472	15.149	28.390	22.898	1'38.909	256,5	12:30'42.009	9	32.411	15.167	28.365	22.921	1'38.864	260,9	12:30'42.201
10	32.530	15.221	28.338	22.911	1'39.000	256,5	12:32'21.009	10	32.493	15.199	28.378	22.947	1'39.017	256,5	12:32'21.218
11	32.425	15.141	28.317	22.844	1'38.727	252,9	12:33'59.736	11	32.429	15.093	28.454	22.903	1'38.879	259,0	12:34'00.097
12	32.516	15.082	28.476	22.790	1'38.864	255,3	12:35'38.600	12	33.408	15.238	28.429	22.829	1'39.904	255,3	12:35'40.001
13	32.482	15.269	28.457	22.809	1'39.017	250,0	12:37'17.617	13	32.430	15.132	28.308	22.843	1'38.713	257,8	12:37'18.714
14	32.524	15.204	28.608	22.860	1'39.196	257,1	12:38'56.813	14	32.344	15.095	28.613	22.881	1'38.933	260,9	12:38'57.647
15	32.483	15.129	28.563	22.784	1'38.959	256,5	12:40'35.772	15	32.430	15.128	28.440	22.879	1'38.877	259,0	12:40'36.524
16	32.374	15.062	28.392	22.857	1'38.685	257,8	12:42'14.457	16	32.414	15.062	28.451	22.785	1'38.712	260,2	12:42'15.236
17	32.352	15.176	28.469	22.762	1'38.759	254,7	12:43'53.216	17	32.454	15.148	28.400	22.779	1'38.781	259,6	12:43'54.017
18	32.329	14.995	28.480	22.878	1'38.682	258,4	12:45'31.898	18	32.273	15.114	28.271	22.803	1'38.461	259,0	12:45'32.478
Race Time 29'47.619								Race Time 29'48.199							

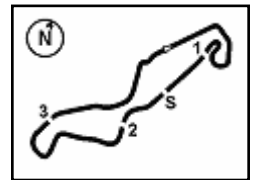
2° 21 R. KRUMMENACHER (1'38.657)								5° 44 L. MAHIAS (1'38.417)							
Lap	Seg.1	Seg.2	Seg.3	Seg.4	Lap Time	km/h	Local Time	Lap	Seg.1	Seg.2	Seg.3	Seg.4	Lap Time	km/h	Local Time
1		15.323	28.575	23.158	1'44.140	254,7	12:17'28.419	1		15.203	28.441	23.518	1'45.194	255,9	12:17'29.473
2	32.634	15.242	28.483	23.312	1'39.671	251,2	12:19'08.090	2	32.809	15.166	28.259	22.760	1'38.994	250,6	12:19'08.467
3	32.607	15.092	28.305	22.952	1'38.956	252,9	12:20'47.046	3	32.694	15.482	28.431	22.868	1'39.475	254,7	12:20'47.942
4	32.659	15.242	28.419	23.228	1'39.548	251,7	12:22'26.594	4	32.610	15.127	28.301	23.524	1'39.562	253,5	12:22'27.504
5	32.475	15.248	28.405	22.964	1'39.092	249,4	12:24'05.686	5	32.621	15.062	28.381	22.966	1'39.030	254,1	12:24'06.534
6	32.512	15.233	28.487	22.891	1'39.123	248,8	12:25'44.809	6	32.884	15.445	28.528	22.974	1'39.831	251,2	12:25'46.365
7	32.547	15.196	28.462	22.849	1'39.054	249,4	12:27'23.863	7	32.324	15.084	28.333	22.838	1'38.579	251,7	12:27'24.944
8	32.454	15.168	28.543	22.847	1'39.012	248,8	12:29'02.875	8	32.516	15.079	28.434	22.858	1'38.887	254,1	12:29'03.831
9	32.528	15.113	28.439	22.851	1'38.931	250,6	12:30'41.806	9	32.959	15.087	28.377	23.008	1'39.431	254,7	12:30'43.262
10	32.576	15.177	28.406	22.894	1'39.053	251,7	12:32'20.859	10	32.393	14.978	28.215	22.831	1'38.417	253,5	12:32'21.679
11	32.351	15.108	28.345	22.862	1'38.666	251,2	12:33'59.525	11	32.653	15.044	28.346	22.868	1'38.911	256,5	12:34'00.590
12	32.498	15.213	28.461	22.766	1'38.938	251,7	12:35'38.463	12	32.768	14.997	28.430	22.779	1'38.974	255,9	12:35'39.564
13	32.513	15.171	28.426	22.883	1'38.993	250,0	12:37'17.456	13	32.450	15.100	28.356	22.950	1'38.856	252,9	12:37'18.420
14	32.512	15.259	28.537	22.896	1'39.204	250,0	12:38'56.660	14	32.390	15.167	28.401	22.800	1'38.758	258,4	12:38'57.178
15	32.464	15.206	28.433	22.844	1'38.947	251,2	12:40'35.607	15	32.636	15.106	28.388	22.948	1'39.078	253,5	12:40'36.256
16	32.354	15.102	28.381	22.820	1'38.657	247,7	12:42'14.264	16	32.443	15.018	28.495	22.845	1'38.801	255,9	12:42'15.057
17	32.419	15.154	28.410	22.828	1'38.811	251,2	12:43'53.075	17	32.503	15.353	28.498	22.838	1'39.192	255,3	12:43'54.249
18	32.270	15.193	28.560	22.832	1'38.855	252,9	12:45'31.930	18	32.395	15.054	28.430	23.047	1'38.926	251,2	12:45'33.175
Race Time 29'47.651								Race Time 29'48.896							

3° 36 T. GRADINGER (1'38.617)								6° 94 C. PEROLARI (1'38.883)							
Lap	Seg.1	Seg.2	Seg.3	Seg.4	Lap Time	km/h	Local Time	Lap	Seg.1	Seg.2	Seg.3	Seg.4	Lap Time	km/h	Local Time
1		15.285	28.482	24.101	1'45.128	257,8	12:17'29.407	1		15.260	28.347	23.872	1'45.313	255,3	12:17'29.592
2	32.518	15.188	28.136	23.376	1'39.218	258,4	12:19'08.625	2	32.926	15.162	28.788	22.958	1'39.834	257,8	12:19'09.426
3	32.664	15.491	28.378	22.832	1'39.365	260,9	12:20'47.990	3	32.481	15.283	28.499	22.829	1'39.092	253,5	12:20'48.518
4	32.744	15.126	28.276	23.154	1'39.300	258,4	12:22'27.290	4	32.546	15.229	28.728	23.045	1'39.548	251,7	12:22'28.066
5	32.584	15.130	28.405	22.918	1'39.037	259,0	12:24'06.327	5	32.552	15.127	28.294	22.949	1'38.922	256,5	12:24'06.988
6	32.687	15.030	28.540	22.935	1'39.192	259,6	12:25'45.519	6	32.651	15.390	28.533	23.074	1'39.648	255,9	12:25'46.636
7	32.643	15.086	28.453	22.843	1'39.025	259,0	12:27'24.544	7	32.514	15.174	28.647	23.190	1'39.525	255,3	12:27'26.161
8	32.715	15.048	28.348	22.929	1'39.040	260,9	12:29'03.584	8	32.748	15.297	28.488	22.966	1'39.499	252,3	12:29'05.660
9	32.785	14.956	28.337	22.750	1'38.828	259,6	12:30'42.412	9	32.714	15.266	28.363	22.817	1'39.160	252,9	12:30'44.820
10	32.628	15.122	28.378	22.908	1'39.036	261,5	12:32'21.448	10	32.518	15.158	28.328	22.879	1'38.883	251,7	12:32'23.703
11	32.590	15.047	28.451	22.778	1'38.866	262,1	12:34'00.314	11	32.559	15.270	28.528	23.407	1'39.764	255,3	12:34'03.467
12	32.703	14.955	28.306	22.680	1'38.644	259,6	12:35'38.958	12	32.851	15.477	28.722	23.262	1'40.312	245,5	12:35'43.779
13	32.532	15.140	28.371	22.827	1'38.870	256,5	12:37'17.828	13	32.689	15.435	28.619	23.392	1'40.135	246,6	12:37'23.914
14	32.712	15.113	28.474	22.916	1'39.215	258,4	12:38'57.043	14	32.827	15.469	28.866	23.395	1'40.557	248,3	12:39'04.471
15	32.479	15.091	28.568	22.776	1'38.914	257,8	12:40'35.957	15	32.725	15.365	28.566	23.317	1'39.973	251,2	12:40'44.444
16	32.440	15.068	28.417	22.692	1'38.617	257,1	12:42'14.574	16	32.699	15.509	28.811	23.519	1'40.538	248,8	12:42'24.982
17	32.470	15.061	28.573	22.747	1'38.851	260,2	12:43'53.425	17	32.936	15.469	28.637	23.363	1'40.405	250,0	12:44'05.387
18	32.442	15.083	28.401	22.770	1'38.696	256,5	12:45'32.121	18	32.888	15.574	28.624	23.173	1'40.259	251,7	12:45'45.646
Race Time 29'47.842								Race Time 30'01.367							

14/04/2019 P = Pits In/Out - C = Lap Time Cancelled

These data/results cannot be reproduced, stored and/or transmitted in whole or in part by any manner of electronic, mechanical, photocopying, recording, broadcasting or otherwise now known or herein after developed without the previous express consent by the copyright owner, except for reproduction in daily press and regular printed publications on sale to the public within 60 days of the event related to those data/results and always provided that copyright symbol appears together as follows below.

© DORNA WSBK ORGANIZATION Srl 2019



TT Circuit Assen 4.542 m

Motul Dutch Round, 12-14 April 2019

Chronological Analysis Race

Start at 12:15'44.279

4 / 4

19° 6 M. HERRERA (1'41.120)							
Lap	Seg.1	Seg.2	Seg.3	Seg.4	Lap Time	km/h	Local Time
1		16.031	29.228	23.511	1'48.830	255,9	12:17'33.109
2	33.280	15.381	28.957	23.662	1'41.280	258,4	12:19'14.389
3	33.550	15.533	28.732	23.590	1'41.405	247,1	12:20'55.794
4	33.113	15.582	28.717	23.708	1'41.120	254,7	12:22'36.914
5	33.329	15.703	28.990	23.839	1'41.861	251,2	12:24'18.775
6	33.249	15.705	28.980	23.887	1'41.821	250,0	12:26'00.596
7	33.201	15.803	29.022	23.799	1'41.825	248,3	12:27'42.421
8	33.324	15.818	28.858	23.790	1'41.790	248,8	12:29'24.211
9	33.336	15.662	28.964	23.742	1'41.704	250,6	12:31'05.915
10	33.205	15.718	28.943	23.656	1'41.522	251,7	12:32'47.437
11	33.324	15.664	29.062	23.703	1'41.753	250,6	12:34'29.190
12	33.348	15.652	29.229	23.738	1'41.967	250,6	12:36'11.157
13	33.383	15.777	29.151	24.194	1'42.505	250,0	12:37'53.662
14	33.761	15.834	29.367	23.892	1'42.854	248,8	12:39'36.516
15	33.498	15.765	29.190	24.125	1'42.578	248,8	12:41'19.094
16	33.727	15.814	29.287	23.977	1'42.805	251,7	12:43'01.899
17	33.620	15.892	29.244	23.897	1'42.653	251,2	12:44'44.552
18	33.557	15.944	29.229	23.851	1'42.581	251,2	12:46'27.133
Race Time 30'42.854							

1						15.351	28.684	23.458	1'44.382	251,2	12:17'28.661
2	32.689					15.413	28.426	23.155	1'39.683	255,3	12:19'08.344
3	32.617					15.082	28.364	22.983	1'39.046	256,5	12:20'47.390
4	32.620					15.261	28.515	23.039	1'39.435	256,5	12:22'26.825
5	32.624					15.168	28.583	22.864	1'39.239	259,0	12:24'06.064
6	32.802					15.082	28.456	23.003	1'39.343	257,8	12:25'45.407
7	32.529					15.161	28.487	22.884	1'39.061	256,5	12:27'24.468
8	32.615					15.088	28.425	23.054	1'39.182	258,4	12:29'03.650
9	32.478					15.043	28.440	22.750	1'38.711	256,5	12:30'42.361
10	32.559					15.105	28.410	22.951	1'39.025	259,0	12:32'21.386
11	32.478					15.065	28.434	22.839	1'38.816	256,5	12:34'00.202
12	32.605					15.042	1'00.241	26.182	2'14.070	255,9	12:36'14.272
13	37.716					18.122	34.441	37.548	2'07.827P	203,4	12:38'22.099
Race Time 22'37.820											

RET 11 K. SMITH (1'40.200)											
Lap	Seg.1	Seg.2	Seg.3	Seg.4	Lap Time	km/h	Local Time				
1						15.555	28.855	23.423	1'47.118	257,1	12:17'31.397
2	32.947					15.313	28.582	23.358	1'40.200	251,7	12:19'11.597
3	32.860	15.262					28.614	23.476	1'40.212	255,3	12:20'51.809
4	32.952	15.767					28.524	23.254	1'40.497	244,9	12:22'32.306
Race Time 6'48.027											

20° 15 A. COPPOLA (1'41.738)							
Lap	Seg.1	Seg.2	Seg.3	Seg.4	Lap Time	km/h	Local Time
1		15.901	29.427	23.918	1'49.829	253,5	12:17'34.108
2	33.522	15.619	28.920	23.677	1'41.738	251,7	12:19'15.846
3	33.278	15.592	29.139	23.854	1'41.863	251,2	12:20'57.709
4	33.428	15.752	29.004	23.884	1'42.068	247,7	12:22'39.777
5	33.619	15.810	28.955	23.911	1'42.295	246,0	12:24'22.072
6	33.437	15.829	29.160	23.973	1'42.399	244,3	12:26'04.471
7	33.560	15.896	29.245	23.931	1'42.632	242,7	12:27'47.103
8	33.387	15.791	29.266	24.096	1'42.540	243,2	12:29'29.643
9	33.524	15.766	29.277	24.252	1'42.819	244,9	12:31'12.462
10	33.701	16.060	29.510	24.250	1'43.521	243,8	12:32'55.983
11	33.645	15.941	29.264	24.377	1'43.227	244,3	12:34'39.210
12	33.696	15.938	29.212	24.323	1'43.169	244,9	12:36'22.379
13	34.137	16.064	29.629	24.385	1'44.215	244,3	12:38'06.594
14	33.859	15.936	29.356	24.322	1'43.473	243,8	12:39'50.067
15	33.647	15.907	29.595	24.358	1'43.507	243,2	12:41'33.574
16	33.843	15.904	29.481	24.606	1'43.834	246,6	12:43'17.408
17	33.899	15.948	29.463	24.407	1'43.717	247,1	12:45'01.125
18	33.722	15.855	29.433	24.352	1'43.362	245,5	12:46'44.487
Race Time 31'00.208							

RET 43 D. RUBIN (1'40.484)											
Lap	Seg.1	Seg.2	Seg.3	Seg.4	Lap Time	km/h	Local Time				
1						15.904	29.132	23.273	1'48.508	251,7	12:17'32.787
2	33.194					15.417	28.735	23.242	1'40.588	254,1	12:19'13.375
3	33.137	15.348					28.686	23.313	1'40.484	251,7	12:20'53.859
4	33.748	23.530					31.225	35.185	2'03.688P	234,3	12:22'57.547
Race Time 7'13.268											

RET 48 X. NAVAND (1'42.327)											
Lap	Seg.1	Seg.2	Seg.3	Seg.4	Lap Time	km/h	Local Time				
1						16.024	29.515	23.820	1'50.453	244,9	12:17'34.732
2	33.867					15.861	29.180	23.969	1'42.877	243,8	12:19'17.609
3	33.676	15.702					29.121	23.828	1'42.327	241,1	12:20'59.936
Race Time 5'15.657											

RET 38 H. SOOMER (1'39.035)							
Lap	Seg.1	Seg.2	Seg.3	Seg.4	Lap Time	km/h	Local Time
1		15.367	28.443	23.793	1'45.080	253,5	12:17'29.359
2	33.060	15.249	29.324	23.730	1'41.363	254,7	12:19'10.722
3	32.782	15.154	28.505	22.807	1'39.248	252,9	12:20'49.970
4	32.439	15.398	28.323	22.875	1'39.035	250,0	12:22'29.005
5	32.468	15.481	28.829	23.145	1'39.923	251,7	12:24'08.928
6	32.494	15.313	28.490	23.044	1'39.341	248,8	12:25'48.269
7	32.855	15.370	28.623	23.051	1'39.899	248,3	12:27'28.168
8	32.257	15.272	28.601	22.987	1'39.117	249,4	12:29'07.285
9	32.378	15.287	28.636	22.926	1'39.227	251,7	12:30'46.512
10	32.392	15.281	28.685	22.955	1'39.313	254,1	12:32'25.825
11	32.875	15.319	28.840	23.214	1'40.248	253,5	12:34'06.073
12	32.833	15.326	28.739	23.144	1'40.042	248,8	12:35'46.115
13	32.621	15.339	28.578	45.564	2'02.102	250,0	12:37'48.217
14	34.936	15.755	29.168	23.665	1'43.524	246,0	12:39'31.741
15	33.021	15.558	28.942	23.608	1'41.129	247,1	12:41'12.870
16	35.523	17.127	30.186	40.551	2'03.387P	217,3	12:43'16.257
Race Time 27'31.978							

RET 3 R. DE ROSA (1'38.711)							
Lap	Seg.1	Seg.2	Seg.3	Seg.4	Lap Time	km/h	Local Time

14/04/2019 P = Pits In/Out - C = Lap Time Cancelled

These data/results cannot be reproduced, stored and/or transmitted in whole or in part by any manner of electronic, mechanical, photocopying, recording, broadcasting or otherwise now known or herein after developed without the previous express consent by the copyright owner, except for reproduction in daily press and regular printed publications on sale to the public within 60 days of the event related to those data/results and always provided that copyright symbol appears together as follows below.

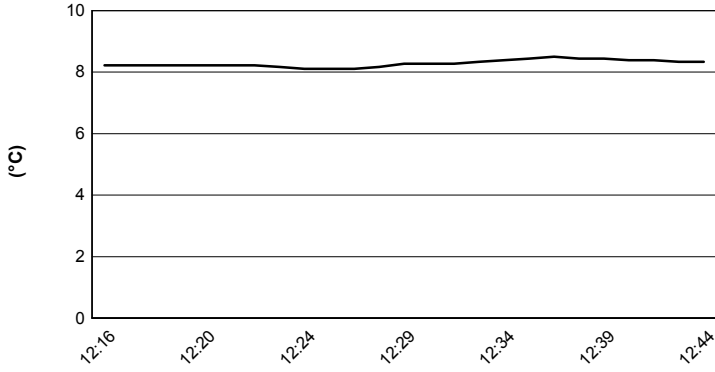
© DORNA WSBK ORGANIZATION Srl 2019

Motul Dutch Round, 12-14 April 2019

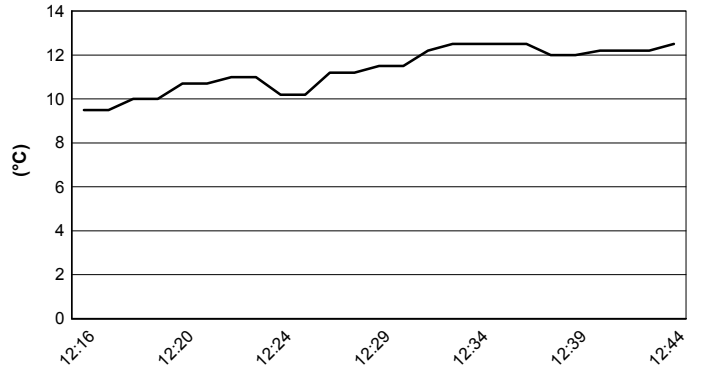
Weather Report Race

Session started 12:16 - Session ended 12:46


Air Temperature



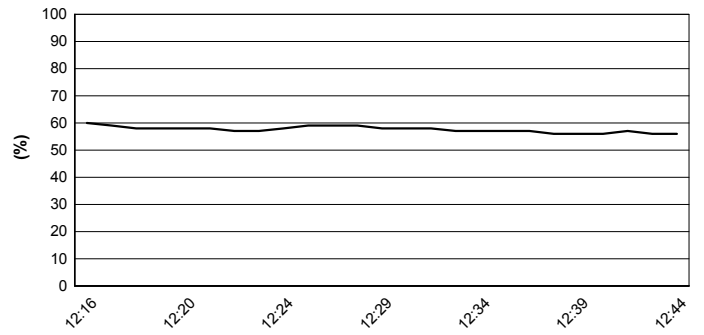
Track Temperature



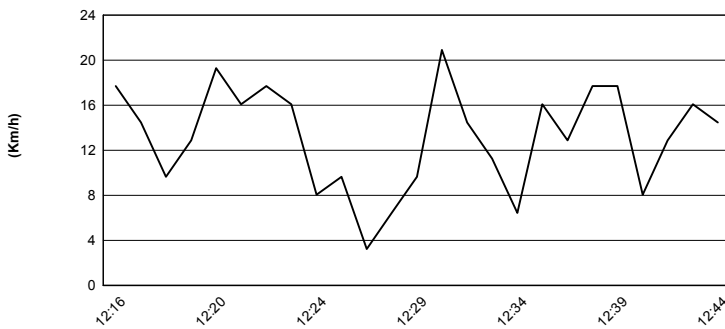
Air Pressure



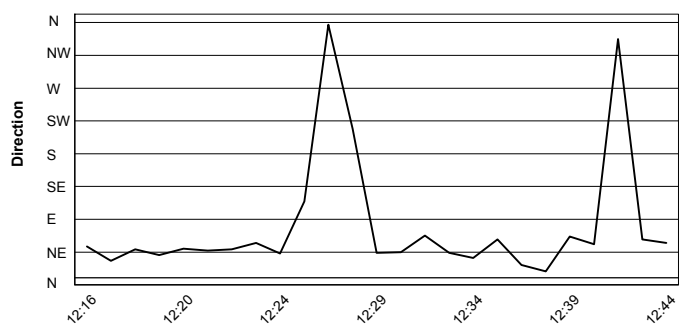
Humidity



Wind Speed



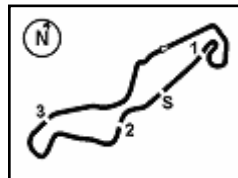
Wind Direction



14/04/2019

These data/results cannot be reproduced, stored and/or transmitted in whole or in part by any manner of electronic, mechanical, photocopying, recording, broadcasting or otherwise now known or herein after developed without the previous express consent by the copyright owner, except for reproduction in daily press and regular printed publications on sale to the public within 60 days of the event related to those data/results and always provided that copyright symbol appears together as follows below.

© DORNA WSBK ORGANIZATION Srl 2019



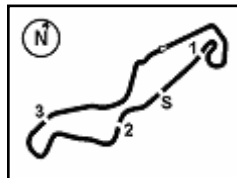
Motul Dutch Round, 12-14 April 2019 Championship Standings

Points	Points From First	Points From Previous	February 24	March 17	April 7	April 14	May 12	June 9	June 23	July 7	September 8	September 24	October 13	October 26				
			PHILLIP ISLAND	BURIRAM	ARAGON	ASSEN	IMOLA	JEREZ	MISANO	DONINGTON PARK	PORTIMAO	MAGNY COURS	VILLICUM	LOSAIL				
1 KRUMMENACHER Randy (SUI)	90		25 1	20 1	25 1	20 1												
2 CARICASULO Federico (ITA)	73 17		16 3	16 3	16 3	25 2												
3 CLUZEL Jules (FRA)	69 21 4		20 2	25 1	11 2	13 3												
4 GRADINGER Thomas (AUT)	40 50 29		11 5	11	13 6	16 4												
5 OKUBO Hikari (JPN)	37 53 3		10 6	10 5	8 5	9 5												
6 PEROLARI Corentin (FRA)	34 56 3		9 7	5 6	10 6	10 6												
7 MAHIAS Lucas (FRA)	32 58 2		4 12	8 9	9 9	11 7												
8 DE ROSA Raffaele (ITA)	31 59 1			11 11	20 4	8												
9 VINALES Isaac (ESP)	27 63 4			13 7	6 10	8 9												
10 BARBERA Hector (ESP)	22 68 5		13 4	9 4	8	10												
11 SEBESTYEN Peter (HUN)	21 69 1		8 8	4 9	5 11	4 11												
12 CRESSON Loris (BEL)	18 72 3		6 10	7 7	2 12	3 12												
13 DANILO Jules (FRA)	17 73 1		7 9	13	4 13	6 13												
14 VAN STRAALLEN Glenn (NED)	9 81 8		2 14	17	19	7 14												
15 SMITH Kyle (GBR)	7 83 2				7 14	15												
16 SOOMER Hannes (EST)	6 84 1			6 14	15	16												
17 BADOVINI Ayrton (ITA)	6 84 0		1 15	19	22	5 16												
18 VAN SIKKELERUS Jaimie (NED)	6 84 0		3 13	3 14	15	16												
19 TOPARIS Tom (AUS)	5 85 1		5 11	16	17	19												
20 FULIGNI Federico (ITA)	4 86 1				3 18	1 20												
21 HARTOG Rob (NED)	4 86 0			2 17	19	2 20												
22 HERRERA Maria (ESP)	2 88 2			1 19	1 19	22												

14/04/2019 First Line: Championship Standings - Second Line: Ranking Progression

These data/results cannot be reproduced, stored and/or transmitted in whole or in part by any manner of electronic, mechanical, photocopying, recording, broadcasting or otherwise now known or herein after developed without the previous express consent by the copyright owner, except for reproduction in daily press and regular printed publications on sale to the public within 60 days of the event related to those data/results and always provided that copyright symbol appears together as follows below.

© DORNA WSBK ORGANIZATION Srl 2019



TT Circuit Assen 4.542 m

Motul Dutch Round, 12-14 April 2019 Championship Standings

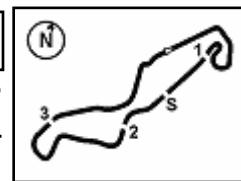
Points	Points From First	Points From Previous	February 24 PHILLIP ISLAND	March 17 BURIRAM	April 7 ARAGON	April 14 ASSEN	May 12 IMOLA	June 9 JEREZ	June 23 MISANO	July 7 DONINGTON PARK	September 8 PORTIMAO	September 24 MAGNY COURS	October 13 VILLICUM	October 26 LOSAIL	
FIM Europe Supersport Cup															
1 SMITH Kyle (GBR)	7				7 1										

14/04/2019 First Line: Championship Standings - Second Line: Ranking Progression

These data/results cannot be reproduced, stored and/or transmitted in whole or in part by any manner of electronic, mechanical, photocopying, recording, broadcasting or otherwise now known or herein after developed without the previous express consent by the copyright owner, except for reproduction in daily press and regular printed publications on sale to the public within 60 days of the event related to those data/results and always provided that copyright symbol appears together as follows below.

© DORNA WSBK ORGANIZATION Srl 2019





TT Circuit Assen 4.542 m

Motul Dutch Round, 12-14 April 2019 Manufacturers Standings

Points	Points From First	Points From Previous	February 24	March 17	April 7	April 14	May 12	June 9	June 23	July 7	September 8	September 24	October 13	October 26			
			PHILLIP ISLAND	BURIRAM	ARAGON	ASSEN	IMOLA	JEREZ	MISANO	DONINGTON PARK	PORTIMAO	MAGNY COURS	VILLICUM	LOSAIL			
1 YAMAHA	100		25 1	25 1	25 1	25 1											
2 KAWASAKI	40 60		10 2	10 2	9 3	11 2											
3 MV AGUSTA	32 68 8			11 4	20 2	1 3											
4 HONDA	25 75 7		8 3	6 3	5 4	6 4											

14/04/2019 First Line: Championship Standings - Second Line: Ranking Progression

These data/results cannot be reproduced, stored and/or transmitted in whole or in part by any manner of electronic, mechanical, photocopying, recording, broadcasting or otherwise now known or herein after developed without the previous express consent by the copyright owner, except for reproduction in daily press and regular printed publications on sale to the public within 60 days of the event related to those data/results and always provided that copyright symbol appears together as follows below.

© DORNA WSBK ORGANIZATION Srl 2019

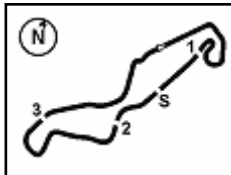
FICR PERUGIA TIMING



Official Tyre Supplier



Official Timekeeper



TT Circuit Assen 4.542 m

Motul Dutch Round, 12-14 April 2019

Team Standings

	February 24 PHILLIP ISLAND	March 17 BURIRAM	April 7 ARAGON	April 14 ASSEN	May 12 IMOLA	June 9 JEREZ	June 23 MISANO	July 7 DONINGTON PARK	September 8 PORTIMAO	September 24 MAGNY COURS	October 13 VILLICUM	October 26 LOSAIL	
1 BARDAHL Evan Bros. WorldSSP Team	163												
KRUMMENACHER Randy	90	25	20	25	20								
CARICASULO Federico	73	16	16	16	25								
2 GMT94 YAMAHA	103 (-60)												
CLUZEL Jules	69	20	25	11	13								
PEROLARI Corentin	34	9	5	10	10								
3 Kallio Racing	80 (-83)												
GRADINGER Thomas	40	11		13	16								
VINALES Isaac	27		13	6	8								
CRESSON Loris	13	6	7	2	3								
4 Kawasaki Puccetti Racing	69 (-94)												
OKUBO Hikari	37	10	10	8	9								
MAHIAS Lucas	32	4	8	9	11								
5 CIA Landlord Insurance Honda	38 (-125)												
SEBESTYEN Peter	21	8	4	5	4								
DANILO Jules	17	7		4	6								
6 MV AGUSTA Reparto Corse	35 (-128)												
DE ROSA Raffaele	31		11	20									
FULIGNI Federico	4			3	1								
7 Team Toth by Willirace	22 (-141)												
BARBERA Hector	22	13	9										
8 Team Pedercini Racing	13 (-150)												
SMITH Kyle	7			7									
BADOVINI Ayrton	6	1			5								
9 MPM WILSport Racedays	12 (-151)												
SOOMER Hannes	6		6										
VAN SIKKELERUS Jaimie	6	3	3										
10 EAB Racing Team	9 (-154)												
VAN STRAALEN Glenn	9	2			7								
11 Landbridge Transport Yamaha	5 (-158)												
TOPARIS Tom	5	5											
12 Team Hartog - Against Cancer	4 (-159)												
HARTOG Rob	4		2		2								
13 MS Racing	2 (-161)												
HERRERA Maria	2		1	1									

14/04/2019

* Independent teams

These data/results cannot be reproduced, stored and/or transmitted in whole or in part by any manner of electronic, mechanical, photocopying, recording, broadcasting or otherwise now known or herein after developed without the previous express consent by the copyright owner, except for reproduction in daily press and regular printed publications on sale to the public within 60 days of the event related to those data/results and always provided that copyright symbol appears together as follows below.

© DORNA WSBK ORGANIZATION Srl 2019

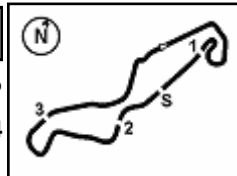
PIRELLI PERUGIA TIMING



Official Tyre Supplier



Official Timekeeper



Motul Dutch Round, 12-14 April 2019

Best Laps & Speeds

No.	Rider Bike	Nat	Best Lap		FP1		FP2		FP3		SP		WUP		RC	
			LL	SPD	LL	SPD	LL	SPD	LL	SPD	LL	SPD	LL	SPD	LL	SPD
1	21 R. KRUMMENACHER Yamaha YZF R6	SUI	1'38.010		1'38.996	1'38.325	1'38.772	1'38.010	1'38.589	1'38.657						
			58	256,5	17	256,5	7	255,9	5	254,1	5	255,3	6	254,1	18	254,7
2	64 F. CARICASULO Yamaha YZF R6	ITA	1'38.115		1'39.298	1'38.421	1'38.814	1'38.115	1'38.713	1'38.682						
			85	262,1	20	255,9	21	255,3	11	258,3	7	252,9	8	260,2	18	262,1
3	44 L. MAHIAS Kawasaki ZX-6R	FRA	1'38.417		1'39.554	1'38.542	1'39.109	1'39.264	1'39.194	1'38.417						
			74	258,3	18	252,3	16	253,5	10	254,7	4	252,3	8	250,0	18	258,3
4	36 T. GRADINGER Yamaha YZF R6	AUT	1'38.448		1'39.614	1'40.045	1'38.448	1'39.054	1'38.636	1'38.617						
			65	262,1	17	257,1	8	255,3	8	258,3	6	256,5	8	259,6	18	262,1
5	16 J. CLUZEL Yamaha YZF R6	FRA	1'38.461		1'39.863	1'38.735	1'39.096	1'38.771	1'38.762	1'38.461						
			75	260,8	14	253,5	20	255,3	9	257,1	6	256,5	8	257,7	18	260,8
6	3 R. DE ROSA MV Agusta F3 675	ITA	1'38.521		1'39.107	1'38.698	1'39.242	1'38.521	1'39.437	1'38.711						
			78	259,6	21	257,7	20	253,5	10	257,1	6	259,6	8	257,7	13	258,9
7	38 H. SOOMER Honda CBR600RR	EST	1'38.664		1'40.316	1'39.330	1'39.134	1'38.664	1'39.687	1'39.035						
			72	254,7	15	250,5	18	250,5	10	254,1	5	254,1	8	250,5	16	254,7
8	78 H. OKUBO Kawasaki ZX-6R	JPN	1'38.724		1'39.558	1'38.833	1'39.032	1'38.724	1'39.529	1'38.792						
			81	259,6	18	254,7	19	255,3	11	258,9	7	257,7	8	252,9	18	259,6
9	32 I. VINALES Yamaha YZF R6	ESP	1'38.880		1'39.596	1'38.892	1'39.159	1'39.333	1'39.160	1'38.880						
			75	261,5	18	255,3	17	255,9	9	255,3	5	254,7	8	257,1	18	261,5
10	94 C. PEROLARI Yamaha YZF R6	FRA	1'38.883		1'40.264	1'39.815	1'38.924	1'39.295	1'39.104	1'38.883						
			79	257,7	18	252,9	19	252,3	11	254,1	5	250,5	8	254,7	18	257,7
11	86 A. BADOVINI Kawasaki ZX-6R	ITA	1'39.394		1'39.943	1'39.738	1'39.521	1'39.394	1'40.358	1'39.477						
			59	254,7	14	250,0	8	248,8	8	254,7	6	252,9	5	250,0	18	253,5
12	47 R. HARTOG Kawasaki ZX-6R	NED	1'39.455		1'41.210	1'40.093	1'40.513	1'39.455	1'40.521	1'40.174						
			60	256,5	6	251,1	16	250,5	8	250,0	4	252,9	8	252,3	18	256,5
13	30 G. VAN STRAALLEN Kawasaki ZX-6R	NED	1'39.608		1'40.933	1'39.688	1'39.696	1'39.608	1'40.551	1'39.756						
			81	257,1	19	256,5	21	250,5	9	252,3	8	257,1	6	249,4	18	254,7
14	95 J. DANILO Honda CBR600RR	FRA	1'39.620		1'41.386	1'41.035	1'40.193	1'39.905	1'40.006	1'39.620						
			63	258,9	17	252,9	5	254,1	10	254,7	5	252,9	8	253,5	18	258,9
15	22 F. FULIGNI MV Agusta F3 675	ITA	1'39.653		1'40.939	1'39.897	1'39.749	1'39.939	1'39.664	1'39.653						
			81	258,9	19	252,9	19	255,9	11	257,1	6	252,9	8	255,9	18	258,9
16	84 L. CRESSON Yamaha YZF R6	BEL	1'39.819		1'40.579	1'40.779	1'40.215	1'40.545	1'40.471	1'39.819						
			73	262,1	17	258,9	16	255,9	9	258,9	5	258,3	8	254,7	18	262,1
17	56 P. SEBESTYEN Honda CBR600RR	HUN	1'39.822		1'40.985	1'40.120	1'40.406	1'40.470	1'40.262	1'39.822						
			75	257,1	16	251,7	17	251,7	11	255,9	5	251,1	8	252,3	18	257,1
18	77 W. TESSELS Yamaha YZF R6	NED	1'39.906		1'40.667	1'40.556	1'40.853	1'40.752	1'40.529	1'39.906						
			78	248,2	17	245,4	17	242,7	11	245,4	7	243,2	8	243,2	18	248,2
19	74 J. VAN SIKKELERUS Honda CBR600RR	NED	1'39.949		1'41.408	1'41.074	1'40.220	1'40.710	1'41.247	1'39.949						
			76	255,3	16	251,1	18	252,3	11	254,7	5	254,7	8	250,5	18	255,3
20	11 K. SMITH Kawasaki ZX-6R	GBR	1'40.143		1'40.143	1'40.363	1'40.443	1'40.164	1'40.841	1'40.200						
			56	257,1	18	254,1	12	252,3	8	255,3	6	250,5	8	250,0	4	257,1
21	4 C. STANGE Honda CBR600RR	GER	1'40.455		1'41.597	1'41.358	1'41.669	1'41.281	1'41.397	1'40.455						
			68	254,7	17	250,0	12	249,4	8	249,4	5	247,1	8	249,4	18	254,7
22	43 D. RUBIN Yamaha YZF R6	GER	1'40.484		1'42.702	1'41.520	1'41.980	1'41.117	1'42.610	1'40.484						
			61	254,1	20	247,7	18	249,4	8	248,8	4	246,5	7	243,2	4	254,1
23	10 N. CALERO Kawasaki ZX-6R	ESP	1'40.627		1'41.161	1'40.627	1'41.168									
			47	251,7	18	250,5	20	251,7	9	250,5						
24	6 M. HERRERA Yamaha YZF R6	ESP	1'41.120		1'43.079	1'43.016	1'44.365	1'42.124	1'41.902	1'41.120						
			73	258,3	17	256,5	16	254,1	7	252,3	7	252,3	8	252,9	18	258,3
25	15 A. COPPOLA Honda CBR600RR	ITA	1'41.706		1'42.549	1'42.040	1'42.033	1'41.706	1'42.594	1'41.738						
			69	253,5	16	251,7	15	250,0	7	251,7	5	250,5	8	250,0	18	253,5

14/04/2019

These data/results cannot be reproduced, stored and/or transmitted in whole or in part by any manner of electronic, mechanical, photocopying, recording, broadcasting or otherwise now known or herein after developed without the previous express consent by the copyright owner, except for reproduction in daily press and regular printed publications on sale to the public within 60 days of the event related to those data/results and always provided that copyright symbol appears together as follows below.

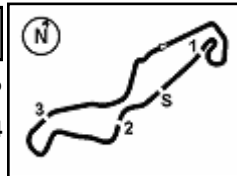
© DORNA WSBK ORGANIZATION Srl 2019

FICR PERUGIA TIMING


Official Tyre Supplier



Official Timekeeper



TT Circuit Assen 4.542 m

Motul Dutch Round, 12-14 April 2019
Best Laps & Speeds

2 / 2

No.	Rider Bike	Nat	Best Lap		FP1		FP2		FP3		SP		WUP		RC	
			LL	SPD	LL	SPD	LL	SPD	LL	SPD	LL	SPD	LL	SPD	LL	SPD
26	24 A. DE WINTERE Yamaha YZF R6	BEL	1'42.140		1'43.003		1'42.403		1'42.140				1'43.720			
			42	251,7	14	247,7	18	250,5	5	251,7			5	247,1		
27	48 X. NAVAND Yamaha YZF R6	FRA	1'42.327		1'45.143		1'43.952		1'43.152		1'42.943		1'42.999		1'42.327	
			64	246,5	21	246,5	16	242,7	10	242,1	7	238,9	7	241,0	3	244,9
28	67 G. MATERN Kawasaki ZX-6R	FRA	1'45.426		1'50.285		1'48.545		1'46.568		1'45.426					
			48	243,2	19	243,2	17	239,4	8	242,1	4	241,0				

14/04/2019

These data/results cannot be reproduced, stored and/or transmitted in whole or in part by any manner of electronic, mechanical, photocopying, recording, broadcasting or otherwise now known or herein after developed without the previous express consent by the copyright owner, except for reproduction in daily press and regular printed publications on sale to the public within 60 days of the event related to those data/results and always provided that copyright symbol appears together as follows below.

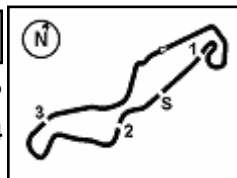
© DORNA WSBK ORGANIZATION Srl 2019

FKR PERUGIA TIMING


Official Tyre Supplier



Official Timekeeper


Motul Dutch Round, 12-14 April 2019
Race Winners

	2016	2017	2018	2019
01 Phillip Island	Krummenacher R. (SUI) KAW	Rolfo R. (ITA) MVA	Mahias L. (FRA) YAM	Krummenacher R. (SUI) YAM
02 Chang	Cluzel J. (FRA) MVA	Caricasulo F. (ITA) YAM	Krummenacher R. (SUI) YAM	Cluzel J. (FRA) YAM
03 Motorland Aragon	Sofuoglu K. (TUR) KAW	Mahias L. (FRA) YAM	Cortese S. (GER) YAM	Krummenacher R. (SUI) YAM
04 TT Circuit Assen	Smith K. (GBR) HON	Sofuoglu K. (TUR) KAW	Cluzel J. (FRA) YAM	Caricasulo F. (ITA) YAM
05 Autodromo Imola	Sofuoglu K. (TUR) KAW	Sofuoglu K. (TUR) KAW	Cluzel J. (FRA) YAM	
06 Jerez	Sofuoglu K. (TUR) KAW	Caricasulo F. (ITA) YAM		
07 Misano World Circuit	Sofuoglu K. (TUR) KAW	Sofuoglu K. (TUR) KAW	Caricasulo F. (ITA) YAM	
08 Donington Park	Sofuoglu K. (TUR) KAW	Sofuoglu K. (TUR) KAW	Cortese S. (GER) YAM	
09 Portimão		Sofuoglu K. (TUR) KAW	Mahias L. (FRA) YAM	
10 Magny-Cours	Cluzel J. (FRA) MVA	Tuuli N. (FIN) YAM	Cluzel J. (FRA) YAM	
11 Villicum Circuit			Cluzel J. (FRA) YAM	
12 Losail	Smith K. (GBR) HON	Mahias L. (FRA) YAM	Mahias L. (FRA) YAM	

2019

- 2 R. Krummenacher
- 1 F. Caricasulo
- 1 J. Cluzel

ALL TIMES

- | | | | |
|-------------------|-------------------|-------------------|---------------|
| 43 K. Sofuoglu | 5 C. Crutchlow | 2 A. West | 1 G. Rea |
| 18 J. Cluzel | 5 L. Mahias | 2 P. Jacobsen | 1 L. Zanetti |
| 16 F. Foret | 4 J. Whitham | 2 S. Cortese | 1 N. Tuuli |
| 12 S. Charpentier | 4 K. Curtain | 1 P. Bontempi | 1 R. Wilairot |
| 12 E. Laverty | 4 C. Vermeulen | 1 P. Riba | |
| 11 K. Muggeridge | 4 R. Krummenacher | 1 W. Zeelenberg | |
| 8 S. Lowes | 4 F. Caricasulo | 1 G. Nannelli | |
| 7 A. Pitt | 3 I. MacPherson | 1 J. Vd Goorbergh | |
| 6 P. Casoli | 3 C. Kellner | 1 L. Lanzi | |
| 6 K. Fujiwara | 3 L. Scassa | 1 A. Badovini | |
| 6 S. Chambon | 3 J. Lascorz | 1 Y. Tiberio | |
| 6 J. Teuchert | 3 J. Rea | 1 M. Roccoli | |
| 6 B. Parkes | 3 K. Smith | 1 R. Rolfo | |
| 6 C. Davies | 2 R. Xaus | 1 S. Morais | |
| 6 M. van der Mark | 2 J. Brookes | 1 M. Pirro | |

14/04/2019

These data/results cannot be reproduced, stored and/or transmitted in whole or in part by any manner of electronic, mechanical, photocopying, recording, broadcasting or otherwise now known or herein after developed without the previous express consent by the copyright owner, except for reproduction in daily press and regular printed publications on sale to the public within 60 days of the event related to those data/results and always provided that copyright symbol appears together as follows below.

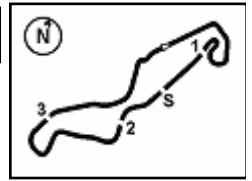
© DORNA WSBK ORGANIZATION Srl 2019

PIRELLI PERUGIA TIMING


Official Tyre Supplier



Official Timekeeper



TT Circuit Assen 4.542 m

Motul Dutch Round, 12-14 April 2019
Pirelli Best Lap Award

	Points	Points From First	Points From Previous	February 24 PHILLIP ISLAND	March 17 BURIRAM	April 7 ARAGON	April 14 ASSEN	May 12 IMOLA	June 9 JEREZ	June 23 MISANO	July 7 DONINGTON PARK	September 8 PORTIMAO	September 24 MAGNY COURS	October 13 VILLICUM	October 26 LOSAIL			
1 KRUMMENACHER Randy (SUI)	2			1	1													
2 MAHIAS Lucas (FRA)	1	1					1											
3 DE ROSA Raffaele (ITA)	1	1	0			1												

14/04/2019 First Line: Championship Standings - Second Line: Ranking Progression

These data/results cannot be reproduced, stored and/or transmitted in whole or in part by any manner of electronic, mechanical, photocopying, recording, broadcasting or otherwise now known or herein after developed without the previous express consent by the copyright owner, except for reproduction in daily press and regular printed publications on sale to the public within 60 days of the event related to those data/results and always provided that copyright symbol appears together as follows below.

© DORNA WSBK ORGANIZATION Srl 2019

FKR PERUGIA TIMING



Official Tyre Supplier



Official Timekeeper