

## Motul Dutch Round, 12-14 April 2019

### Free Practices Combined Results Gr.A after FP2

TT Circuit Assen 4.542 m

No.	Rider	Nat	Team	Bike	Class	FP1	FP2	FP3	Time	Gap	Rel.	Avg	LL
1	<b>18 M. GONZALEZ</b>	ESP	Kawasaki ParkinGO Team	Kawasaki Ninja 400	A	1'52.058	<b>1'50.934</b>		<b>1'50.934</b>			147,396	23
2	<b>6 R. SCHOTMAN</b>	NED	Kawasaki MOTOPOST	Kawasaki Ninja 400	A	1'52.021	<b>1'51.072</b>		<b>1'51.072</b>	0.138	0.138	147,213	18
3	<b>8 M. PEREZ</b>	ESP	Scuderia Maranga Racing	Kawasaki Ninja 400	A	1'52.052	<b>1'51.644</b>		<b>1'51.644</b>	0.710	0.572	146,458	20
4	<b>41 J. JAHNIG</b>	GER	Freudenberg KTM Junior Team	KTM RC 390 R	A	1'52.973	<b>1'51.668</b>		<b>1'51.668</b>	0.734	0.024	146,427	21
5	<b>1 A. CARRASCO</b>	ESP	Kawasaki Provec WorldSSP300	Kawasaki Ninja 400	A	1'53.149	<b>1'51.927</b>		<b>1'51.927</b>	0.993	0.259	146,088	26
6	<b>71 T. EDWARDS</b>	AUS	Kawasaki ParkinGO Team	Kawasaki Ninja 400	A		<b>1'52.020</b>		<b>1'52.020</b>	1.086	0.093	145,967	20
7	<b>64 H. DE CANCELLIS</b>	FRA	Team Trasimeno	Yamaha YZF-R3	A	1'53.282	<b>1'52.075</b>		<b>1'52.075</b>	1.141	0.055	145,895	24
8	<b>55 G. HENDRA PRATAMA</b>	INA	Semakin Di Depan Biblion Motoxrcing	Yamaha YZF-R3	A	1'53.542	<b>1'52.189</b>		<b>1'52.189</b>	1.255	0.114	145,747	22
9	<b>22 N. KALININ</b>	UKR	Nutec - RT Motorsports by SKM - Kawasaki	Kawasaki Ninja 400	A	<b>1'52.223</b>	1'52.371		<b>1'52.223</b>	1.289	0.034	145,703	20
10	<b>28 O. BONOLI</b>	ITA	Team Trasimeno	Yamaha YZF-R3	A	1'53.535	<b>1'52.242</b>		<b>1'52.242</b>	1.308	0.019	145,678	16
11	<b>66 D. OTTEN</b>	NED	MTM Racing Team	Kawasaki Ninja 400	A	1'52.676	<b>1'52.662</b>		<b>1'52.662</b>	1.728	0.420	145,135	18
12	<b>11 K. ARDUINI</b>	ITA	2R Racing Team	Kawasaki Ninja 400	A	1'53.287	<b>1'52.761</b>		<b>1'52.761</b>	1.827	0.099	145,008	25
13	<b>17 K. MEUFFELS</b>	NED	Freudenberg KTM WorldSSP Team	KTM RC 390 R	A	1'53.911	<b>1'53.107</b>		<b>1'53.107</b>	2.173	0.346	144,564	19
14	<b>16 M. LUNA BAYEN</b>	ESP	Kawasaki GP Project	Kawasaki Ninja 400	A	<b>1'53.320</b>	1'54.349		<b>1'53.320</b>	2.386	0.213	144,292	26
15	<b>42 M. GARCIA</b>	ESP	DS Junior Team	Kawasaki Ninja 400	A	<b>1'53.378</b>	1'53.524		<b>1'53.378</b>	2.444	0.058	144,218	23
16	<b>47 F. HERNANDEZ MOYANO</b>	ESP	BCD Yamaha MS Racing	Yamaha YZF-R3	A	1'55.101	<b>1'53.745</b>		<b>1'53.745</b>	2.811	0.367	143,753	27
17	<b>15 M. BASTIANELLI</b>	ITA	Prodina IRCOS Kawasaki	Kawasaki Ninja 400	A	<b>1'53.845</b>	1'53.877		<b>1'53.845</b>	2.911	0.100	143,627	25
18	<b>79 T. ALONSO</b>	POR	Kawasaki GP Project	Kawasaki Ninja 400	A	1'55.617	<b>1'54.013</b>		<b>1'54.013</b>	3.079	0.168	143,415	23
19	<b>13 D. IOZZO</b>	RSA	Nutec - RT Motorsports by SKM - Kawasaki	Kawasaki Ninja 400	A	1'55.300	<b>1'54.202</b>		<b>1'54.202</b>	3.268	0.189	143,178	24
20	<b>7 T. KAWAKAMI</b>	BRA	BCD Yamaha MS Racing	Yamaha YZF-R3	A	<b>1'54.658</b>	1'54.686		<b>1'54.658</b>	3.724	0.456	142,608	20
21	<b>33 K. HARTMANN</b>	FRA	Team MHP Racing-Patrick Pons	Yamaha YZF-R3	A	1'55.922	<b>1'54.986</b>		<b>1'54.986</b>	4.052	0.328	142,202	25
22	<b>52 O. KÖNIG</b>	CZE	ACCR Czech Talent Team - Willi Race	Kawasaki Ninja 400	A	1'55.720	<b>1'55.322</b>		<b>1'55.322</b>	4.388	0.336	141,787	22
23	<b>84 K. ALOISI</b>	ITA	DS Junior Team	Kawasaki Ninja 400	A	1'58.758	<b>1'57.735</b>		<b>1'57.735</b>	6.801	2.413	138,881	26
24	<b>19 B. MOLINA</b>	CHI	Terra e Moto	Yamaha YZF-R3	A	2'00.372	<b>1'58.111</b>		<b>1'58.111</b>	7.177	0.376	138,439	26
25	<b>9 S. NAUD</b>	FRA	Flembo Leader Team	Kawasaki Ninja 400	A	2'01.552	<b>1'58.507</b>		<b>1'58.507</b>	7.573	0.396	137,977	22

Top 3 Average Time: 1'51.216

12/04/2019

These data/results cannot be reproduced, stored and/or transmitted in whole or in part by any manner of electronic, mechanical, photocopying, recording, broadcasting or otherwise now known or herein after developed without the previous express consent by the copyright owner, except for reproduction in daily press and regular printed publications on sale to the public within 60 days of the event related to those data/results and always provided that copyright symbol appears together as follows below.

© DORNA WSBK ORGANIZATION Srl 2019



Official Fuel Supplier

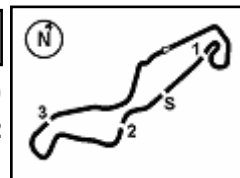


FKR PERUGIA TIMING

Official Tyre Supplier



Official Timekeeper



TT Circuit Assen 4.542 m

1 / 2

## Motul Dutch Round, 12-14 April 2019

### Results Free Practice 2nd Session Gr.A

No.	Rider	Nat	Team	Bike	Class	Time	Gap	Rel.	Laps	Speed	
										Avg	Max
1	18 M. GONZALEZ	ESP	Kawasaki ParkinGO Team	Kawasaki Ninja 400	A	<b>1'50.934</b>			12	147,396	<b>192,5</b>
2	6 R. SCHOTMAN	NED	Kawasaki MOTOPOST	Kawasaki Ninja 400	A	<b>1'51.072</b>	0.138	0.138	12	147,213	<b>187,8</b>
3	8 M. PEREZ	ESP	Scuderia Maranga Racing	Kawasaki Ninja 400	A	<b>1'51.644</b>	0.710	0.572	11	146,458	<b>190,8</b>
4	41 J. JAHNIG	GER	Freudenberg KTM Junior Team	KTM RC 390 R	A	<b>1'51.668</b>	0.734	0.024	12	146,427	<b>190,5</b>
5	1 A. CARRASCO	ESP	Kawasaki Provec WorldSSP300	Kawasaki Ninja 400	A	<b>1'51.927</b>	0.993	0.259	14	146,088	<b>188,5</b>
6	71 T. EDWARDS	AUS	Kawasaki ParkinGO Team	Kawasaki Ninja 400	A	<b>1'52.020</b>	1.086	0.093	13	145,967	<b>187,8</b>
7	64 H. DE CANCELLIS	FRA	Team Trasimeno	Yamaha YZF-R3	A	<b>1'52.075</b>	1.141	0.055	14	145,895	<b>190,8</b>
8	55 G. HENDRA PRATAMA	INA	Semakin Di Depan Biblion Motocrossing	Yamaha YZF-R3	A	<b>1'52.189</b>	1.255	0.114	14	145,747	<b>188,8</b>
9	28 O. BONOLI	ITA	Team Trasimeno	Yamaha YZF-R3	A	<b>1'52.242</b>	1.308	0.053	5	145,678	<b>191,2</b>
10	22 N. KALININ	UKR	Nutec - RT Motorsports by SKM - Kawasaki	Kawasaki Ninja 400	A	<b>1'52.371</b>	1.437	0.129	12	145,511	<b>184,0</b>
11	66 D. OTTEN	NED	MTM Racing Team	Kawasaki Ninja 400	A	<b>1'52.662</b>	1.728	0.291	12	145,135	<b>188,2</b>
12	11 K. ARDUINI	ITA	2R Racing Team	Kawasaki Ninja 400	A	<b>1'52.761</b>	1.827	0.099	13	145,008	<b>188,5</b>
13	17 K. MEUFFELS	NED	Freudenberg KTM WorldSSP Team	KTM RC 390 R	A	<b>1'53.107</b>	2.173	0.346	11	144,564	<b>192,5</b>
14	42 M. GARCIA	ESP	DS Junior Team	Kawasaki Ninja 400	A	<b>1'53.524</b>	2.590	0.417	13	144,033	<b>186,5</b>
15	47 F. HERNANDEZ MOYANO	ESP	BCD Yamaha MS Racing	Yamaha YZF-R3	A	<b>1'53.745</b>	2.811	0.221	14	143,753	<b>190,5</b>
16	15 M. BASTIANELLI	ITA	Prodina IRCOS Kawasaki	Kawasaki Ninja 400	A	<b>1'53.877</b>	2.943	0.132	11	143,587	<b>187,5</b>
17	79 T. ALONSO	POR	Kawasaki GP Project	Kawasaki Ninja 400	A	<b>1'54.013</b>	3.079	0.136	12	143,415	<b>184,3</b>
18	13 D. IOZZO	RSA	Nutec - RT Motorsports by SKM - Kawasaki	Kawasaki Ninja 400	A	<b>1'54.202</b>	3.268	0.189	13	143,178	<b>186,2</b>
19	16 M. LUNA BAYEN	ESP	Kawasaki GP Project	Kawasaki Ninja 400	A	<b>1'54.349</b>	3.415	0.147	13	142,994	<b>188,5</b>
20	7 T. KAWAKAMI	BRA	BCD Yamaha MS Racing	Yamaha YZF-R3	A	<b>1'54.686</b>	3.752	0.337	7	142,574	<b>188,2</b>
21	33 K. HARTMANN	FRA	Team MHP Racing-Patrick Pons	Yamaha YZF-R3	A	<b>1'54.986</b>	4.052	0.300	12	142,202	<b>185,9</b>
22	52 O. KÖNIG	CZE	ACCR Czech Talent Team - Willi Race	Kawasaki Ninja 400	A	<b>1'55.322</b>	4.388	0.336	11	141,787	<b>182,1</b>
23	84 K. ALOISI	ITA	DS Junior Team	Kawasaki Ninja 400	A	<b>1'57.735</b>	6.801	2.413	13	138,881	<b>181,8</b>
24	19 B. MOLINA	CHI	Terra e Moto	Yamaha YZF-R3	A	<b>1'58.111</b>	7.177	0.376	13	138,439	<b>185,6</b>
25	9 S. NAUD	FRA	Flembbo Leader Team	Kawasaki Ninja 400	A	<b>1'58.507</b>	7.573	0.396	13	137,977	<b>185,2</b>

Qualifying Lap Time (107% of 1'50.934): **1'58.700**

AIR	Humidity:	49%	Temp:	6°C
TRACK	Condition:	Dry	Temp:	12°C

Records	Pole	(SP2)	2018	M.Perez	1'50.165	148,420	Km/h
	Race	(RC)	2018	A.Carrasco	1'50.483	148,000	Km/h
	All Times	(SP2)	2018	M.Perez	1'50.165	148,420	Km/h

Start                      End                      The results are provisional until the end of the time limit for protests and appeals  
12/04/2019              14:10                      14:42                      and the completion of the technical checks.

These data/results cannot be reproduced, stored and/or transmitted in whole or in part by any manner of electronic, mechanical, photocopying, recording, broadcasting or otherwise now known or herein after developed without the previous express consent by the copyright owner, except for reproduction in daily press and regular printed publications on sale to the public within 60 days of the event related to those data/results and always provided that copyright symbol appears together as follows below.

© DORNA WSBK ORGANIZATION Srl 2019



Official Fuel Supplier

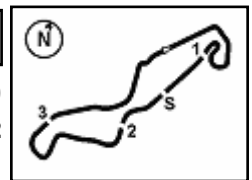


PIRELLI

Official Tyre Supplier



Official Timekeeper



## Motul Dutch Round, 12-14 April 2019

### Results Free Practice 2nd Session Gr.A

#### Session Highlights

Local Time	No. Rider	Description
14.10.00		Start
14.14.25	55 G. HENDRA PRATAMA	On Asphalt - Re-Joined - Turn 9
14.16.29	7 T. KAWAKAMI	Crashed - Turn 17
14.17.07	15 M. BASTIANELLI	Technical Problem - Turn 1
14.17.35	28 O. BONOLI	Current Lap Cancelled - Exceeded Track Limits - Turn 1
14.18.15	11 K. ARDUINI	Current Lap Cancelled - Exceeded Track Limits - Turn 8
14.18.23	18 M. GONZALEZ	Current Lap Cancelled - Exceeded Track Limits - Turn 8
14.18.47	66 D. OTTEN	Lap Cancelled (1'53.575) - Exceeded Track Limits - Turn 17
14.19.01	41 J. JAHNIG	Lap Cancelled (1'56.671) - Exceeded Track Limits - Turn 17
14.21.18	18 M. GONZALEZ	Current Lap Cancelled - Exceeded Track Limits - Turn 2
14.21.22	42 M. GARCIA	Current Lap Cancelled - Exceeded Track Limits - Turn 2
14.21.25	79 T. ALONSO	Current Lap Cancelled - Exceeded Track Limits - Turn 2
14.22.41	71 T. EDWARDS	Current Lap Cancelled - Exceeded Track Limits - Turn 2
14.24.25	22 N. KALININ	Lap Cancelled (1'52.486) - Exceeded Track Limits - Turn 17
14.24.38	28 O. BONOLI	Crashed - Turn 9
14.25.53	42 M. GARCIA	Current Lap Cancelled - Exceeded Track Limits - Turn 8
14.28.12	55 G. HENDRA PRATAMA	On the Gravel - Re-Joined - Turn 5
14.30.23	55 G. HENDRA PRATAMA	Lap Cancelled (2'40.367) - Exceeded Track Limits - Turn 17
14.30.25	64 H. DE CANCELLIS	Lap Cancelled (1'52.947) - Exceeded Track Limits - Turn 17
14.31.05	79 T. ALONSO	Current Lap Cancelled - Exceeded Track Limits - Turn 9
14.31.29	7 T. KAWAKAMI	Current Lap Cancelled - Exceeded Track Limits - Turn 2
14.31.44	64 H. DE CANCELLIS	Current Lap Cancelled - Exceeded Track Limits - Turn 2
14.33.41	11 K. ARDUINI	Current Lap Cancelled - Exceeded Track Limits - Turn 2
14.33.43	66 D. OTTEN	Current Lap Cancelled - Exceeded Track Limits - Turn 2
14.34.45	52 O. KÖNIG	Lap Cancelled (1'55.325) - Exceeded Track Limits - Turn 17
14.34.57	7 T. KAWAKAMI	Lap Cancelled (1'54.715) - Exceeded Track Limits - Turn 17
14.35.27	7 T. KAWAKAMI	Current Lap Cancelled - Exceeded Track Limits - Turn 1
14.36.50	71 T. EDWARDS	Current Lap Cancelled - Exceeded Track Limits - Turn 9
14.37.03	13 D. IOZZO	Lap Cancelled (1'55.032) - Exceeded Track Limits - Turn 16
14.37.36	6 R. SCHOTMAN	On Asphalt - Re-Joined - Turn 1
14.37.45	42 M. GARCIA	Current Lap Cancelled - Exceeded Track Limits - Turn 8
14.38.28	11 K. ARDUINI	Current Lap Cancelled - Exceeded Track Limits - Turn 9
14.38.41	52 O. KÖNIG	Lap Cancelled (1'59.307) - Exceeded Track Limits - Turn 17
14.39.18	8 M. PEREZ	Lap Cancelled (1'51.507) - Exceeded Track Limits - Turn 15
14.41.25	66 D. OTTEN	Lap Cancelled (1'52.567) - Exceeded Track Limits - Turn 17
14.42.00		End Of Session

#### Fastest Laps Sequence

No.	Rider	Nat	Team	Bike	Local Time	Time	Gap	Avg
1	A. CARRASCO	ESP	Kawasaki Provec WorldSSP300	Kawasaki Ninja 400	14:13'54.924	<b>1'53.816</b>		143,663
18	M. GONZALEZ	ESP	Kawasaki ParkinGO Team	Kawasaki Ninja 400	14:14'24.638	<b>1'52.420</b>	-1.396	145,447
41	J. JAHNIG	GER	Freudenberg KTM Junior Team	KTM RC 390 R	14:14'50.285	<b>1'52.222</b>	-0.198	145,704
8	M. PEREZ	ESP	Scuderia Maranga Racing	Kawasaki Ninja 400	14:18'16.417	<b>1'51.644</b>	-0.578	146,458
18	M. GONZALEZ	ESP	Kawasaki ParkinGO Team	Kawasaki Ninja 400	14:31'09.276	<b>1'51.375</b>	-0.269	146,812
18	M. GONZALEZ	ESP	Kawasaki ParkinGO Team	Kawasaki Ninja 400	14:38'50.348	<b>1'50.934</b>	-0.441	147,396

12/04/2019 Start 14:10 End 14:42 The results are provisional until the end of the time limit for protests and appeals and the completion of the technical checks.

These data/results cannot be reproduced, stored and/or transmitted in whole or in part by any manner of electronic, mechanical, photocopying, recording, broadcasting or otherwise now known or herein after developed without the previous express consent by the copyright owner, except for reproduction in daily press and regular printed publications on sale to the public within 60 days of the event related to those data/results and always provided that copyright symbol appears together as follows below.

© DORNA WSBK ORGANIZATION Srl 2019



## Motul Dutch Round, 12-14 April 2019

### Best Sectors & Speed Free Practice 2nd Session Gr.A

BEST LAP			
1	18 M. GONZALEZ	Kawasaki Ninja 400	1'50.934
2	6 R. SCHOTMAN	Kawasaki Ninja 400	1'51.072
3	8 M. PEREZ	Kawasaki Ninja 400	1'51.644
4	41 J. JAHNIG	KTM RC 390 R	1'51.668
5	1 A. CARRASCO	Kawasaki Ninja 400	1'51.927
6	71 T. EDWARDS	Kawasaki Ninja 400	1'52.020
7	64 H. DE CANCELLIS	Yamaha YZF-R3	1'52.075
8	55 G. HENDRA PRATAMA	Yamaha YZF-R3	1'52.189
9	28 O. BONOLI	Yamaha YZF-R3	1'52.242
10	22 N. KALININ	Kawasaki Ninja 400	1'52.371
11	66 D. OTTEN	Kawasaki Ninja 400	1'52.662
12	11 K. ARDUINI	Kawasaki Ninja 400	1'52.761
13	17 K. MEUFFELS	KTM RC 390 R	1'53.107
14	42 M. GARCIA	Kawasaki Ninja 400	1'53.524
15	47 F. HERNANDEZ MOYANO	Yamaha YZF-R3	1'53.745
16	15 M. BASTIANELLI	Kawasaki Ninja 400	1'53.877
17	79 T. ALONSO	Kawasaki Ninja 400	1'54.013
18	13 D. IOZZO	Kawasaki Ninja 400	1'54.202
19	16 M. LUNA BAYEN	Kawasaki Ninja 400	1'54.349
20	7 T. KAWAKAMI	Yamaha YZF-R3	1'54.686
21	33 K. HARTMANN	Yamaha YZF-R3	1'54.986
22	52 O. KÖNIG	Kawasaki Ninja 400	1'55.322
23	84 K. ALOISI	Kawasaki Ninja 400	1'57.735
24	19 B. MOLINA	Yamaha YZF-R3	1'58.111
25	9 S. NAUD	Kawasaki Ninja 400	1'58.507

SPEED			
1	18 M. GONZALEZ	Kawasaki Ninja 400	192,5
2	17 K. MEUFFELS	KTM RC 390 R	192,5
3	28 O. BONOLI	Yamaha YZF-R3	191,2
4	8 M. PEREZ	Kawasaki Ninja 400	190,8
5	64 H. DE CANCELLIS	Yamaha YZF-R3	190,8
6	47 F. HERNANDEZ MOYANO	Yamaha YZF-R3	190,5
7	41 J. JAHNIG	KTM RC 390 R	190,5
8	55 G. HENDRA PRATAMA	Yamaha YZF-R3	188,8
9	11 K. ARDUINI	Kawasaki Ninja 400	188,5
10	16 M. LUNA BAYEN	Kawasaki Ninja 400	188,5
11	1 A. CARRASCO	Kawasaki Ninja 400	188,5
12	66 D. OTTEN	Kawasaki Ninja 400	188,2
13	7 T. KAWAKAMI	Yamaha YZF-R3	188,2
14	71 T. EDWARDS	Kawasaki Ninja 400	187,8
15	6 R. SCHOTMAN	Kawasaki Ninja 400	187,8
16	15 M. BASTIANELLI	Kawasaki Ninja 400	187,5
17	42 M. GARCIA	Kawasaki Ninja 400	186,5
18	13 D. IOZZO	Kawasaki Ninja 400	186,2
19	33 K. HARTMANN	Yamaha YZF-R3	185,9
20	19 B. MOLINA	Yamaha YZF-R3	185,6
21	9 S. NAUD	Kawasaki Ninja 400	185,2
22	79 T. ALONSO	Kawasaki Ninja 400	184,3
23	22 N. KALININ	Kawasaki Ninja 400	184,0
24	52 O. KÖNIG	Kawasaki Ninja 400	182,1
25	84 K. ALOISI	Kawasaki Ninja 400	181,8

SEG. 1		SEG. 2		SEG. 3		SEG. 4		
1	8 M. PEREZ	35.947	1	41 J. JAHNIG	17.925	1	18 M. GONZALEZ	26.060
2	18 M. GONZALEZ	36.011	2	71 T. EDWARDS	18.048	2	6 R. SCHOTMAN	26.061
3	6 R. SCHOTMAN	36.042	3	28 O. BONOLI	18.100	3	8 M. PEREZ	26.234
4	55 G. HENDRA PRATAMA	36.158	4	8 M. PEREZ	18.119	4	41 J. JAHNIG	26.277
5	66 D. OTTEN	36.235	5	18 M. GONZALEZ	18.185	5	1 A. CARRASCO	26.327
6	22 N. KALININ	36.358	6	6 R. SCHOTMAN	18.197	6	22 N. KALININ	26.376
7	64 H. DE CANCELLIS	36.361	7	11 K. ARDUINI	18.209	7	64 H. DE CANCELLIS	26.460
8	41 J. JAHNIG	36.407	8	17 K. MEUFFELS	18.249	8	17 K. MEUFFELS	26.494
9	28 O. BONOLI	36.428	9	15 M. BASTIANELLI	18.260	9	11 K. ARDUINI	26.509
10	71 T. EDWARDS	36.444	10	1 A. CARRASCO	18.262	10	28 O. BONOLI	26.559
11	1 A. CARRASCO	36.479	11	42 M. GARCIA	18.312	11	55 G. HENDRA PRATAMA	26.559
12	11 K. ARDUINI	36.629	12	7 T. KAWAKAMI	18.318	12	71 T. EDWARDS	26.692
13	7 T. KAWAKAMI	36.641	13	64 H. DE CANCELLIS	18.341	13	47 F. HERNANDEZ MOYAN	26.718
14	42 M. GARCIA	36.678	14	55 G. HENDRA PRATAMA	18.343	14	66 D. OTTEN	26.718
15	16 M. LUNA BAYEN	36.719	15	47 F. HERNANDEZ MOYAN	18.350	15	7 T. KAWAKAMI	26.798
16	15 M. BASTIANELLI	36.778	16	66 D. OTTEN	18.357	16	42 M. GARCIA	26.838
17	13 D. IOZZO	36.830	17	22 N. KALININ	18.359	17	15 M. BASTIANELLI	26.923
18	79 T. ALONSO	37.003	18	16 M. LUNA BAYEN	18.360	18	13 D. IOZZO	26.974
19	17 K. MEUFFELS	37.030	19	33 K. HARTMANN	18.419	19	79 T. ALONSO	26.976
20	33 K. HARTMANN	37.141	20	79 T. ALONSO	18.463	20	16 M. LUNA BAYEN	27.019
21	47 F. HERNANDEZ MOYAN	37.158	21	13 D. IOZZO	18.475	21	52 O. KÖNIG	27.094
22	52 O. KÖNIG	37.321	22	9 S. NAUD	18.920	22	33 K. HARTMANN	27.209
23	84 K. ALOISI	37.862	23	52 O. KÖNIG	18.926	23	84 K. ALOISI	27.797
24	9 S. NAUD	38.330	24	19 B. MOLINA	18.964	24	19 B. MOLINA	27.863
25	19 B. MOLINA	38.630	25	84 K. ALOISI	19.251	25	9 S. NAUD	27.970

12/04/2019

These data/results cannot be reproduced, stored and/or transmitted in whole or in part by any manner of electronic, mechanical, photocopying, recording, broadcasting or otherwise now known or herein after developed without the previous express consent by the copyright owner, except for reproduction in daily press and regular printed publications on sale to the public within 60 days of the event related to those data/results and always provided that copyright symbol appears together as follows below.

© DORNA WSBK ORGANIZATION Srl 2019



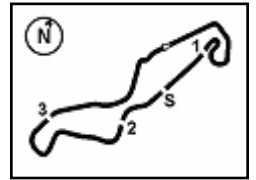
Official Fuel Supplier



Official Tyre Supplier



Official Timekeeper



## Motul Dutch Round, 12-14 April 2019

### Ideal Times Free Practice 2nd Session Gr.A

TT Circuit Assen 4.542 m

No.	Rider	Nat	Bike	Seg. 1	Seg. 2	Seg. 3	Seg. 4	Ideal Time		
				Diff. 1	Diff. 2	Diff. 3	Diff. 4	Best Lap	Pos.	Diff.
1	<b>18 M. GONZALEZ</b>	ESP	Kawasaki Ninja 400	36.011 +0.016	18.185	30.662	<b>26.060</b>	<b>1'50.918</b> 1'50.934	1	0.016
2	<b>8 M. PEREZ</b>	ESP	Kawasaki Ninja 400	<b>35.947</b> +0.279	18.119 +0.344	30.639 +0.082	26.234	<b>1'50.939</b> 1'51.644	3	0.705
3	<b>6 R. SCHOTMAN</b>	NED	Kawasaki Ninja 400	36.042	18.197 +0.114	30.658	26.061	<b>1'50.958</b> 1'51.072	2	0.114
4	<b>41 J. JAHNIG</b>	GER	KTM RC 390 R	36.407 +0.013	<b>17.925</b> +0.057	30.653	26.277 +0.336	<b>1'51.262</b> 1'51.668	4	0.406
5	<b>64 H. DE CANCELLIS</b>	FRA	Yamaha YZF-R3	36.361 +0.021	18.341 +0.126	30.575 +0.191	26.460	<b>1'51.737</b> 1'52.075	7	0.338
6	<b>71 T. EDWARDS</b>	AUS	Kawasaki Ninja 400	36.444 +0.164	18.048 +0.106	30.566	26.692	<b>1'51.750</b> 1'52.020	6	0.270
7	<b>22 N. KALININ</b>	UKR	Kawasaki Ninja 400	36.358 +0.069	18.359	30.691 +0.054	26.376 +0.464	<b>1'51.784</b> 1'52.371	10	0.587
8	<b>1 A. CARRASCO</b>	ESP	Kawasaki Ninja 400	36.479 +0.055	18.262 +0.033	30.761 +0.010	26.327	<b>1'51.829</b> 1'51.927	5	0.098
9	<b>66 D. OTTEN</b>	NED	Kawasaki Ninja 400	36.235 +0.439	18.357 +0.056	<b>30.532</b> +0.226	26.718 +0.099	<b>1'51.842</b> 1'52.662	11	0.820
10	<b>55 G. HENDRA PRATAMA</b>	INA	Yamaha YZF-R3	36.158	18.343 +0.036	30.868 +0.115	26.559 +0.110	<b>1'51.928</b> 1'52.189	8	0.261
11	<b>28 O. BONOLI</b>	ITA	Yamaha YZF-R3	36.428	18.100 +0.060	31.026 +0.004	26.559 +0.065	<b>1'52.113</b> 1'52.242	9	0.129
12	<b>11 K. ARDUINI</b>	ITA	Kawasaki Ninja 400	36.629 +0.148	18.209 +0.429	30.837	26.509	<b>1'52.184</b> 1'52.761	12	0.577
13	<b>7 T. KAWAKAMI</b>	BRA	Yamaha YZF-R3	36.641 +0.714	18.318 +0.232	30.775 +1.208	26.798	<b>1'52.532</b> 1'54.686	20	2.154
14	<b>15 M. BASTIANELLI</b>	ITA	Kawasaki Ninja 400	36.778 +0.096	18.260 +0.098	30.971 +0.430	26.923 +0.321	<b>1'52.932</b> 1'53.877	16	0.945
15	<b>17 K. MEUFFELS</b>	NED	KTM RC 390 R	37.030 +0.056	18.249 +0.110	31.168	26.494	<b>1'52.941</b> 1'53.107	13	0.166
16	<b>42 M. GARCIA</b>	ESP	Kawasaki Ninja 400	36.678 +0.010	18.312 +0.255	31.295 +0.136	26.838	<b>1'53.123</b> 1'53.524	14	0.401
17	<b>47 F. HERNANDEZ MOYA</b>	ESP	Yamaha YZF-R3	37.158	18.350 +0.080	31.179	26.718 +0.260	<b>1'53.405</b> 1'53.745	15	0.340
18	<b>16 M. LUNA BAYEN</b>	ESP	Kawasaki Ninja 400	36.719 +0.339	18.360 +0.267	31.377 +0.268	27.019	<b>1'53.475</b> 1'54.349	19	0.874
19	<b>79 T. ALONSO</b>	POR	Kawasaki Ninja 400	37.003	18.463	31.206 +0.269	26.976 +0.096	<b>1'53.648</b> 1'54.013	17	0.365
20	<b>13 D. IOZZO</b>	RSA	Kawasaki Ninja 400	36.830 +0.014	18.475 +0.157	31.497	26.974 +0.255	<b>1'53.776</b> 1'54.202	18	0.426
21	<b>33 K. HARTMANN</b>	FRA	Yamaha YZF-R3	37.141 +0.312	18.419 +0.140	31.765	27.209	<b>1'54.534</b> 1'54.986	21	0.452
22	<b>52 O. KÖNIG</b>	CZE	Kawasaki Ninja 400	37.321 +0.090	18.926 +0.054	31.650 +0.126	27.094 +0.061	<b>1'54.991</b> 1'55.322	22	0.331
23	<b>84 K. ALOISI</b>	ITA	Kawasaki Ninja 400	37.862	19.251 +0.140	32.485 +0.071	27.797 +0.129	<b>1'57.395</b> 1'57.735	23	0.340
24	<b>9 S. NAUD</b>	FRA	Kawasaki Ninja 400	38.330	18.920 +0.254	32.718 +0.315	27.970	<b>1'57.938</b> 1'58.507	25	0.569
25	<b>19 B. MOLINA</b>	CHI	Yamaha YZF-R3	38.630	18.964 +0.085	32.569	27.863	<b>1'58.026</b> 1'58.111	24	0.085
<b>Overall Ideal Time</b>				<b>35.947</b>	<b>17.925</b>	<b>30.532</b>	<b>26.060</b>	<b>1'50.464</b>		

12/04/2019

These data/results cannot be reproduced, stored and/or transmitted in whole or in part by any manner of electronic, mechanical, photocopying, recording, broadcasting or otherwise now known or herein after developed without the previous express consent by the copyright owner, except for reproduction in daily press and regular printed publications on sale to the public within 60 days of the event related to those data/results and always provided that copyright symbol appears together as follows below.

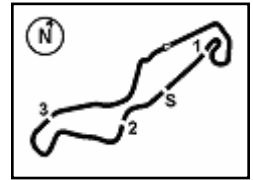
© DORNA WSBK ORGANIZATION Srl 2019











## Motul Dutch Round, 12-14 April 2019

### Chronological Analysis Free Practice 2nd Session Gr.A

TT Circuit Assen 4.542 m

3 / 4

7	37.132	18.463	31.341	27.240	1'54.176	181,2	14:31'32.953	5	38.124	18.812	31.330	27.552	1'55.818	181,8	14:30'48.906
8	36.874	18.358	31.401	27.244	1'53.877	182,7	14:33'26.830	6	37.103	18.881	31.173	27.083	1'54.240C	178,2	14:32'43.146
9	44.354	18.619	31.808	27.065	2'01.846	182,1	14:35'28.676	7	<b>36.641</b>	18.633	31.312	28.129	1'54.715C	182,7	14:34'37.861
10	37.719	18.959	31.749	30.621	1'59.048	178,5	14:37'27.724	8	48.096	22.257	39.888	41.351	2'31.592CP	155,4	14:37'09.453
11	<b>36.778</b>	18.502	34.336	27.095	1'56.711	181,5	14:39'24.435								
12	37.935	19.099	32.211	27.322	1'56.567	178,2	14:41'21.002								
<b>17° 79 T. ALONSO (1'54.013)</b>															
Lap	Seg.1	Seg.2	Seg.3	Seg.4	Lap Time	km/h	Local Time								
1		19.399	33.022	30.354		180,0	14:12'55.434								
2	38.143	18.723	31.678	27.400	1'55.584	181,2	14:14'51.018								
3	37.328	18.692	31.296	<b>26.976</b>	1'54.292	184,0	14:16'45.310								
4	38.667	18.843	<b>31.206</b>	27.657	1'56.373	183,7	14:18'41.683								
5	<b>37.003</b>	<b>18.463</b>	31.475	27.072	1'54.013	<b>184,3</b>	14:20'35.696								
6	43.159	18.713	31.902	44.221	2'17.995CP	184,0	14:22'53.691								
7	5'18.703	18.927	32.026	29.925	6'37.581P	183,4	14:29'31.272								
8	38.369	18.720	38.576	29.935	2'05.600C	181,8	14:31'36.872								
9	37.832	19.276	31.819	27.145	1'56.072	181,8	14:33'32.944								
10	37.488	18.638	31.367	27.535	1'55.028	182,4	14:35'27.972								
11	37.958	18.732	31.485	27.256	1'55.431	181,2	14:37'23.403								
12	37.658	18.669	31.753	27.552	1'55.632	180,9	14:39'19.035								
13	37.411	18.741	31.599	27.343	1'55.094	180,6	14:41'14.129								
<b>21° 33 K. HARTMANN (1'54.986)</b>															
Lap	Seg.1	Seg.2	Seg.3	Seg.4	Lap Time	km/h	Local Time								
1			19.333	32.770	28.761		179,7	14:12'29.283							
2	37.894	18.971		32.312	27.281	1'56.458	184,3	14:14'25.741							
3	38.021	<b>18.419</b>	32.015	27.956	1'56.411	<b>185,9</b>	14:16'22.152								
4	37.453	18.559	<b>31.765</b>	<b>27.209</b>	1'54.986	184,3	14:18'17.138								
5	37.184	19.170	32.164	27.907	1'56.425	180,0	14:20'13.563								
6	38.151	20.077	33.843	45.522	2'17.593P	177,3	14:22'31.156								
7	5'19.644	19.043	33.826	30.112	6'42.625P	177,9	14:29'13.781								
8	38.069	18.432	32.385	27.211	1'56.097	185,6	14:31'09.878								
9	38.049	18.813	32.064	27.707	1'56.633	182,4	14:33'06.511								
10	37.545	18.718	32.204	27.879	1'56.346	180,9	14:35'02.857								
11	37.574	18.744	32.606	27.401	1'56.325	180,3	14:36'59.182								
12	<b>37.141</b>	18.697	32.629	28.204	1'56.671	180,9	14:38'55.853								
13	38.146	18.933	32.426	28.175	1'57.680	180,0	14:40'53.533								
<b>22° 52 O. KÖNIG (1'55.322)</b>															
Lap	Seg.1	Seg.2	Seg.3	Seg.4	Lap Time	km/h	Local Time								
1			19.611	32.930	27.843	178,8	14:12'07.858								
2	38.202	19.033	32.175	27.566	1'56.976	179,1	14:14'04.834								
3	37.727	18.989	31.717	27.291	1'55.724	179,7	14:16'00.558								
4	41.162	21.706	36.114	43.794	2'22.776P	161,0	14:18'23.334								
5	4'57.726	19.370	32.475	27.829	6'17.400P	178,8	14:24'40.734								
6	38.832	19.069	33.279	42.668	2'13.848P	<b>182,1</b>	14:26'54.582								
7	2'13.273	19.550	32.401	27.723	3'32.947P	177,0	14:30'27.529								
8	37.779	18.938	31.887	27.094	1'55.698	178,8	14:32'23.227								
9	<b>37.321</b>	<b>18.926</b>	31.750	27.328	1'55.325C	180,0	14:34'18.552								
10	37.411	18.980	31.776	27.155	1'55.322	177,9	14:36'13.874								
11	38.415	19.303	33.185	28.404	1'59.307C	178,2	14:38'13.181								
12	37.434	19.048	<b>31.650</b>	27.221	1'55.353	177,0	14:40'08.534								
<b>23° 84 K. ALOISI (1'57.735)</b>															
Lap	Seg.1	Seg.2	Seg.3	Seg.4	Lap Time	km/h	Local Time								
1			21.306	33.702	28.714	179,4	14:12'33.940								
2	38.572	19.395	32.820	27.991	1'58.778	181,5	14:14'32.718								
3	38.713	19.343	32.847	28.107	1'59.010	179,7	14:16'31.728								
4	38.291	19.458	32.788	28.111	1'58.648	178,8	14:18'30.376								
5	43.279	20.499	35.695	28.410	2'07.883	175,0	14:20'38.259								
6	40.458	19.647	32.931	28.125	2'01.161	<b>181,8</b>	14:22'39.420								
7	38.113	19.683	33.017	28.287	1'59.100	178,8	14:24'38.520								
8	<b>37.862</b>	19.391	32.556	27.926	1'57.735	180,3	14:26'36.255								
9	40.044	20.414	35.241	40.414	2'16.113P	178,8	14:28'52.368								
10	1'48.479	20.967	34.028	28.836	3'12.310P	168,5	14:32'04.678								
11	38.351	19.340	32.596	27.936	1'58.223	180,0	14:34'02.901								
12	38.075	19.261	32.712	28.009	1'58.057	180,0	14:36'00.958								
13	38.104	<b>19.251</b>	32.606	<b>27.797</b>	1'57.758	178,5	14:37'58.716								
14	41.854	20.710	<b>32.485</b>	27.872	2'02.921	168,5	14:40'01.637								
<b>24° 19 B. MOLINA (1'58.111)</b>															
Lap	Seg.1	Seg.2	Seg.3	Seg.4	Lap Time	km/h	Local Time								
1			19.772	35.611	29.417	179,1	14:12'29.780								
2	40.043	19.239	34.073	28.885	2'02.240	184,3	14:14'32.020								
3	39.701	19.489	33.431	28.389	2'01.010	181,8	14:16'33.030								
4	39.030	19.165	33.409	28.532	2'00.136	179,4	14:18'33.166								
5	39.420	19.273	41.197	29.174	2'09.064	179,7	14:20'42.230								
6	38.776	19.159	33.144	28.273	1'59.352	180,9	14:22'41.582								
7	38.814	19.177	33.055	28.049	1'59.095	180,0	14:24'40.677								
8	38.643	18.999	33.336	28.160	1'59.138	181,5	14:26'39.815								

12/04/2019 P = Pits In/Out - C = Lap Time Cancelled

These data/results cannot be reproduced, stored and/or transmitted in whole or in part by any manner of electronic, mechanical, photocopying, recording, broadcasting or otherwise now known or herein after developed without the previous express consent by the copyright owner, except for reproduction in daily press and regular printed publications on sale to the public within 60 days of the event related to those data/results and always provided that copyright symbol appears together as follows below.

© DORNA WSBK ORGANIZATION Srl 2019



Official Fuel Supplier



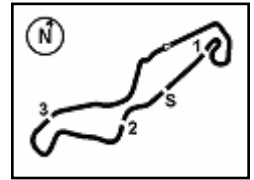
FKR PERGOIA TIMING

Official Tyre Supplier



Official Timekeeper





## Motul Dutch Round, 12-14 April 2019

### Chronological Analysis Free Practice 2nd Session Gr.A

9	38.863	19.083	33.835	47.505	2'19.286P	181,5	14:28'59.101
10	1'52.684	19.726	34.187	28.750	3'15.347P	179,4	14:32'14.448
11	39.072	19.128	33.368	28.403	1'59.971	180,3	14:34'14.419
12	38.642	18.994	33.266	28.245	1'59.147	181,5	14:36'13.566
13	38.973	<b>18.964</b>	33.398	28.268	1'59.603	<b>185,6</b>	14:38'13.169
14	<b>38.630</b>	19.049	<b>32.569</b>	<b>27.863</b>	<b>1'58.111</b>	180,6	14:40'11.280

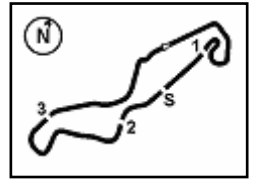
25°							
9 S. NAUD (1'58.507)							
Lap	Seg.1	Seg.2	Seg.3	Seg.4	Lap Time	km/h	Local Time
1		20.163	34.787	29.605		182,1	14:12'38.865
2	40.211	19.677	34.434	28.990	2'03.312	182,4	14:14'42.177
3	39.695	19.699	34.124	28.833	2'02.351	180,6	14:16'44.528
4	39.374	19.446	33.397	28.368	2'00.585	184,6	14:18'45.113
5	38.407	19.373	33.513	28.296	1'59.589	183,1	14:20'44.702
6	38.852	19.476	33.054	28.187	1'59.569	182,1	14:22'44.271
7	39.214	20.419	36.050	42.324	2'18.007P	173,6	14:25'02.278
8	2'45.617	19.486	33.932	28.663	4'07.698P	181,2	14:29'09.976
9	39.556	19.312	33.566	28.577	2'01.011	181,8	14:31'10.987
10	39.276	<b>18.920</b>	32.951	28.062	1'59.209	<b>185,2</b>	14:33'10.196
11	<b>38.330</b>	19.174	33.033	<b>27.970</b>	<b>1'58.507</b>	183,1	14:35'08.703
12	39.181	19.463	33.789	28.707	2'01.140	180,6	14:37'09.843
13	39.105	19.141	33.250	28.130	1'59.626	182,7	14:39'09.469
14	38.813	19.183	<b>32.718</b>	28.021	1'58.735	182,4	14:41'08.204

12/04/2019 P = Pits In/Out - C = Lap Time Cancelled

These data/results cannot be reproduced, stored and/or transmitted in whole or in part by any manner of electronic, mechanical, photocopying, recording, broadcasting or otherwise now known or herein after developed without the previous express consent by the copyright owner, except for reproduction in daily press and regular printed publications on sale to the public within 60 days of the event related to those data/results and always provided that copyright symbol appears together as follows below.

© DORNA WSBK ORGANIZATION Srl 2019

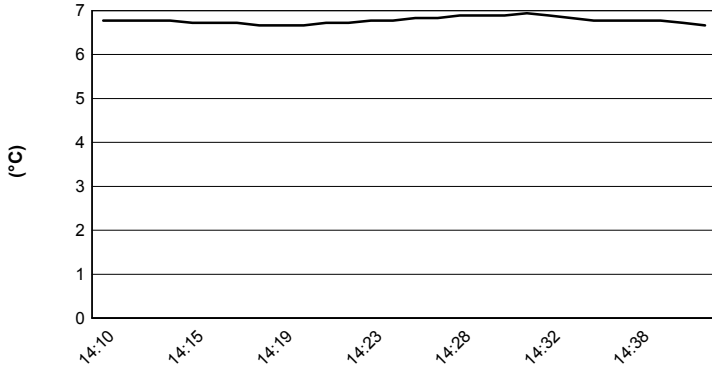




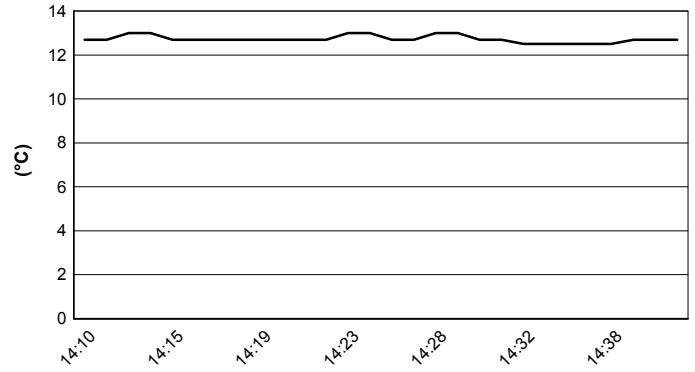
TT Circuit Assen 4.542 m

**Motul Dutch Round, 12-14 April 2019**  
**Weather Report Free Practice 2nd Session Gr.A**  
Session started 14:10 - Session ended 14:42

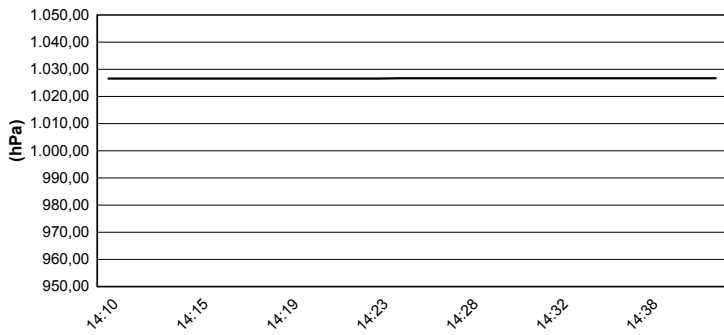
### Air Temperature



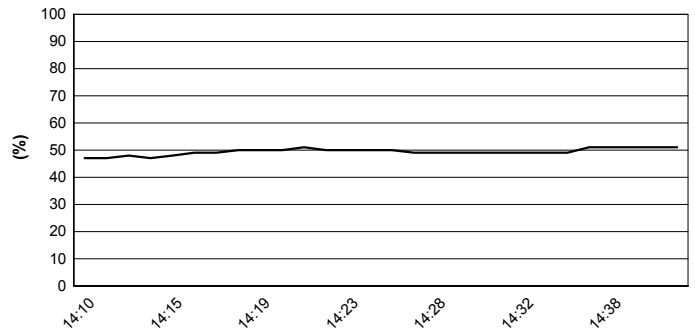
### Track Temperature



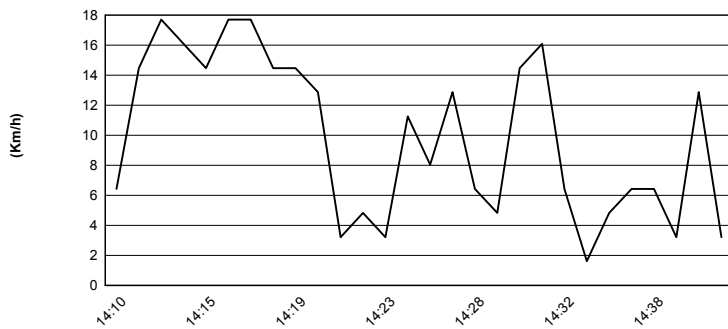
### Air Pressure



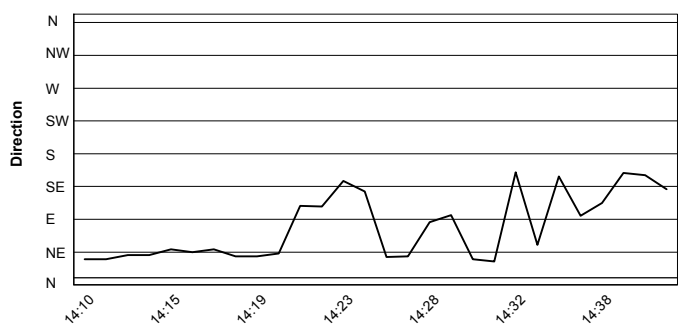
### Humidity



### Wind Speed



### Wind Direction



12/04/2019

These data/results cannot be reproduced, stored and/or transmitted in whole or in part by any manner of electronic, mechanical, photocopying, recording, broadcasting or otherwise now known or herein after developed without the previous express consent by the copyright owner, except for reproduction in daily press and regular printed publications on sale to the public within 60 days of the event related to those data/results and always provided that copyright symbol appears together as follows below.

© DORNA WSBK ORGANIZATION Srl 2019



Official Fuel Supplier

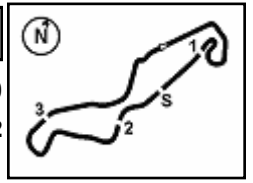


FICR PERUGIA TIMING

Official Tyre Supplier



Official Timekeeper



## Motul Dutch Round, 12-14 April 2019

### Best Laps & Speeds Gr.A

TT Circuit Assen 4.542 m

No.	Rider Bike	Nat	Best Lap		FP1		FP2												
			LL	SPD	LL	SPD	LL	SPD											
1	18 M. GONZALEZ Kawasaki Ninja 400	ESP	1'50.934 23	192,5	1'52.058 11	189,4	1'50.934 12	192,5											
2	6 R. SCHOTMAN Kawasaki Ninja 400	NED	1'51.072 18	187,8	1'52.021 6	187,1	1'51.072 12	187,8											
3	8 M. PEREZ Kawasaki Ninja 400	ESP	1'51.644 20	190,8	1'52.052 9	188,1	1'51.644 11	190,8											
4	41 J. JAHNIG KTM RC 390 R	GER	1'51.668 21	190,4	1'52.973 9	190,4	1'51.668 12	190,4											
5	1 A. CARRASCO Kawasaki Ninja 400	ESP	1'51.927 26	189,4	1'53.149 12	189,4	1'51.927 14	188,4											
6	71 T. EDWARDS Kawasaki Ninja 400	AUS	1'52.020 13	187,8			1'52.020 13	187,8											
7	64 H. DE CANCELLIS Yamaha YZF-R3	FRA	1'52.075 24	190,8	1'53.282 10	185,5	1'52.075 14	190,8											
8	55 G. HENDRA PRATAMA Yamaha YZF-R3	INA	1'52.189 22	188,8	1'53.542 8	185,8	1'52.189 14	188,8											
9	22 N. KALININ Kawasaki Ninja 400	UKR	1'52.223 20	188,8	1'52.223 8	188,8	1'52.371 12	183,9											
10	28 O. BONOLI Yamaha YZF-R3	ITA	1'52.242 16	192,5	1'53.535 11	192,5	1'52.242 5	191,1											
11	66 D. OTTEN Kawasaki Ninja 400	NED	1'52.662 18	188,1	1'52.676 6	186,2	1'52.662 12	188,1											
12	11 K. ARDUINI Kawasaki Ninja 400	ITA	1'52.761 25	188,4	1'53.287 12	187,8	1'52.761 13	188,4											
13	17 K. MEUFFELS KTM RC 390 R	NED	1'53.107 19	192,5	1'53.911 8	188,8	1'53.107 11	192,5											
14	16 M. LUNA BAYEN Kawasaki Ninja 400	ESP	1'53.320 26	188,4	1'53.320 13	188,1	1'54.349 13	188,4											
15	42 M. GARCIA Kawasaki Ninja 400	ESP	1'53.378 23	186,8	1'53.378 10	186,8	1'53.524 13	186,5											
16	47 F. HERNANDEZ MOYANO Yamaha YZF-R3	ESP	1'53.745 27	190,4	1'55.101 13	187,5	1'53.745 14	190,4											
17	15 M. BASTIANELLI Kawasaki Ninja 400	ITA	1'53.845 25	187,5	1'53.845 14	183,6	1'53.877 11	187,5											
18	79 T. ALONSO Kawasaki Ninja 400	POR	1'54.013 23	184,6	1'55.617 11	184,6	1'54.013 12	184,3											
19	13 D. IOZZO Kawasaki Ninja 400	RSA	1'54.202 24	186,2	1'55.300 11	183,9	1'54.202 13	186,2											
20	7 T. KAWAKAMI Yamaha YZF-R3	BRA	1'54.658 20	188,1	1'54.658 13	184,6	1'54.686 7	188,1											
21	33 K. HARTMANN Yamaha YZF-R3	FRA	1'54.986 25	185,8	1'55.922 13	185,5	1'54.986 12	185,8											
22	52 O. KÖNIG Kawasaki Ninja 400	CZE	1'55.322 22	182,1	1'55.720 11	181,8	1'55.322 11	182,1											
23	84 K. ALOISI Kawasaki Ninja 400	ITA	1'57.735 26	186,8	1'58.758 13	186,8	1'57.735 13	181,8											
24	19 B. MOLINA Yamaha YZF-R3	CHI	1'58.111 26	185,5	2'00.372 13	185,2	1'58.111 13	185,5											
25	9 S. NAUD Kawasaki Ninja 400	FRA	1'58.507 22	185,2	2'01.552 9		1'58.507 13	185,2											

12/04/2019

These data/results cannot be reproduced, stored and/or transmitted in whole or in part by any manner of electronic, mechanical, photocopying, recording, broadcasting or otherwise now known or herein after developed without the previous express consent by the copyright owner, except for reproduction in daily press and regular printed publications on sale to the public within 60 days of the event related to those data/results and always provided that copyright symbol appears together as follows below.

© DORNA WSBK ORGANIZATION Srl 2019



## Motul Dutch Round, 12-14 April 2019

### Free Practices Combined Times after FP2

TT Circuit Assen 4.542 m

No.	Rider	Nat	Team	Bike	Class	FP1	FP2	FP3	Time	Gap	Rel.	Avg	LL
1	<b>18 M. GONZALEZ</b>	ESP	Kawasaki ParkinGO Team	Kawasaki Ninja 400	A	1'52.058	<b>1'50.934</b>		<b>1'50.934</b>			147,396	23
2	<b>6 R. SCHOTMAN</b>	NED	Kawasaki MOTOPOST	Kawasaki Ninja 400	A	1'52.021	<b>1'51.072</b>		<b>1'51.072</b>	0.138	0.138	147,213	18
3	<b>95 S. DEROUÉ</b>	NED	Kawasaki MOTOPOST	Kawasaki Ninja 400	B	1'54.257	<b>1'51.618</b>		<b>1'51.618</b>	0.684	0.546	146,493	17
4	<b>8 M. PEREZ</b>	ESP	Scuderia Maranga Racing	Kawasaki Ninja 400	A	1'52.052	<b>1'51.644</b>		<b>1'51.644</b>	0.710	0.026	146,458	20
5	<b>41 J. JAHNIG</b>	GER	Freudenberg KTM Junior Team	KTM RC 390 R	A	1'52.973	<b>1'51.668</b>		<b>1'51.668</b>	0.734	0.024	146,427	21
6	<b>72 V. STEEMAN</b>	NED	Freudenberg KTM Junior Team	KTM RC 390 R	B	1'53.830	<b>1'51.685</b>		<b>1'51.685</b>	0.751	0.017	146,405	15
7	<b>1 A. CARRASCO</b>	ESP	Kawasaki Provec WorldSSP300	Kawasaki Ninja 400	A	1'53.149	<b>1'51.927</b>		<b>1'51.927</b>	0.993	0.242	146,088	26
8	<b>21 B. SANCHEZ</b>	ESP	Scuderia Maranga Racing	Kawasaki Ninja 400	B	1'53.051	<b>1'51.957</b>		<b>1'51.957</b>	1.023	0.030	146,049	20
9	<b>71 T. EDWARDS</b>	AUS	Kawasaki ParkinGO Team	Kawasaki Ninja 400	A		<b>1'52.020</b>		<b>1'52.020</b>	1.086	0.063	145,967	20
10	<b>14 E. DE LA VEGA</b>	FRA	Flembo Leader Team	Kawasaki Ninja 400	B	1'53.807	<b>1'52.048</b>		<b>1'52.048</b>	1.114	0.028	145,930	25
11	<b>64 H. DE CANCELLIS</b>	FRA	Team Trasimeno	Yamaha YZF-R3	A	1'53.282	<b>1'52.075</b>		<b>1'52.075</b>	1.141	0.027	145,895	24
12	<b>30 D. BLIN</b>	POL	Terra e Moto	Yamaha YZF-R3	B	1'55.061	<b>1'52.100</b>		<b>1'52.100</b>	1.166	0.025	145,863	28
13	<b>97 M. KAPPLER</b>	GER	Freudenberg KTM WorldSSP Team	KTM RC 390 R	B	1'54.351	<b>1'52.186</b>		<b>1'52.186</b>	1.252	0.086	145,751	20
14	<b>55 G. HENDRA PRATAMA</b>	INA	Semakin Di Depan Biblion Motocrossing	Yamaha YZF-R3	A	1'53.542	<b>1'52.189</b>		<b>1'52.189</b>	1.255	0.003	145,747	22
15	<b>22 N. KALININ</b>	UKR	Nutec - RT Motorsports by SKM - Kawasaki	Kawasaki Ninja 400	A	<b>1'52.223</b>	1'52.371		<b>1'52.223</b>	1.289	0.034	145,703	20
16	<b>28 O. BONOLI</b>	ITA	Team Trasimeno	Yamaha YZF-R3	A	1'53.535	<b>1'52.242</b>		<b>1'52.242</b>	1.308	0.019	145,678	16
17	<b>25 A. VERDOÏA</b>	FRA	BCD Yamaha MS Racing	Yamaha YZF-R3	B	1'53.468	<b>1'52.302</b>		<b>1'52.302</b>	1.368	0.060	145,600	25
18	<b>69 J. BUIS</b>	NED	MTM Racing Team	Kawasaki Ninja 400	B	1'54.286	<b>1'52.361</b>		<b>1'52.361</b>	1.427	0.059	145,524	23
19	<b>88 B. IERACI</b>	ITA	Kawasaki GP Project	Kawasaki Ninja 400	B	1'53.217	<b>1'52.434</b>		<b>1'52.434</b>	1.500	0.073	145,429	22
20	<b>66 D. OTTEN</b>	NED	MTM Racing Team	Kawasaki Ninja 400	A	1'52.676	<b>1'52.662</b>		<b>1'52.662</b>	1.728	0.228	145,135	18
21	<b>20 D. LOUREIRO</b>	RSA	Nutec - RT Motorsports by SKM - Kawasaki	Kawasaki Ninja 400	B		<b>1'52.710</b>		<b>1'52.710</b>	1.776	0.048	145,073	16
22	<b>11 K. ARDUINI</b>	ITA	2R Racing Team	Kawasaki Ninja 400	A	1'53.287	<b>1'52.761</b>		<b>1'52.761</b>	1.827	0.051	145,008	25
23	<b>17 K. MEUFFELS</b>	NED	Freudenberg KTM WorldSSP Team	KTM RC 390 R	A	1'53.911	<b>1'53.107</b>		<b>1'53.107</b>	2.173	0.346	144,564	19
24	<b>3 M. PEDENEAU</b>	FRA	Team MHP Racing-Patrick Pons	Yamaha YZF-R3	B	1'55.175	<b>1'53.311</b>		<b>1'53.311</b>	2.377	0.204	144,304	26
25	<b>16 M. LUNA BAYEN</b>	ESP	Kawasaki GP Project	Kawasaki Ninja 400	A	<b>1'53.320</b>	1'54.349		<b>1'53.320</b>	2.386	0.009	144,292	26
26	<b>85 K. SABATUCCI</b>	ITA	Team Trasimeno	Yamaha YZF-R3	B	<b>1'53.372</b>	1'53.575		<b>1'53.372</b>	2.438	0.052	144,226	23
27	<b>42 M. GARCIA</b>	ESP	DS Junior Team	Kawasaki Ninja 400	A	<b>1'53.378</b>	1'53.524		<b>1'53.378</b>	2.444	0.006	144,218	23
28	<b>99 F. GOMEZ</b>	ESP	DS Junior Team	Kawasaki Ninja 400	B	1'54.430	<b>1'53.393</b>		<b>1'53.393</b>	2.459	0.015	144,199	17
29	<b>44 T. BRAMICH</b>	AUS	Carl Cox-RT Motorsports by SKM-Kawasaki	Kawasaki Ninja 400	B	1'59.369	<b>1'53.477</b>		<b>1'53.477</b>	2.543	0.084	144,093	18
30	<b>47 F. HERNANDEZ MOYANO</b>	ESP	BCD Yamaha MS Racing	Yamaha YZF-R3	A	1'55.101	<b>1'53.745</b>		<b>1'53.745</b>	2.811	0.268	143,753	27
31	<b>54 B. SOFUOGLU</b>	TUR	Turkish Puccetti Racing by TSM	Kawasaki Ninja 400	B	1'53.857	<b>1'53.791</b>		<b>1'53.791</b>	2.857	0.046	143,695	23
32	<b>15 M. BASTIANELLI</b>	ITA	Prodina IRCOS Kawasaki	Kawasaki Ninja 400	A	<b>1'53.845</b>	1'53.877		<b>1'53.845</b>	2.911	0.054	143,627	25
33	<b>79 T. ALONSO</b>	POR	Kawasaki GP Project	Kawasaki Ninja 400	A	1'55.617	<b>1'54.013</b>		<b>1'54.013</b>	3.079	0.168	143,415	23
34	<b>65 J. FACCO</b>	ITA	Semakin Di Depan Biblion Motocrossing	Yamaha YZF-R3	B	1'55.558	<b>1'54.045</b>		<b>1'54.045</b>	3.111	0.032	143,375	23
35	<b>13 D. IOZZO</b>	RSA	Nutec - RT Motorsports by SKM - Kawasaki	Kawasaki Ninja 400	A	1'55.300	<b>1'54.202</b>		<b>1'54.202</b>	3.268	0.157	143,178	24
36	<b>36 B. NEILA</b>	ESP	BCD Yamaha MS Racing	Yamaha YZF-R3	B	1'57.906	<b>1'54.284</b>		<b>1'54.284</b>	3.350	0.082	143,075	26
37	<b>78 J. FORAY</b>	FRA	Prodina IRCOS Kawasaki	Kawasaki Ninja 400	B	1'56.133	<b>1'54.615</b>		<b>1'54.615</b>	3.681	0.331	142,662	25
38	<b>7 T. KAWAKAMI</b>	BRA	BCD Yamaha MS Racing	Yamaha YZF-R3	A	<b>1'54.658</b>	1'54.686		<b>1'54.658</b>	3.724	0.043	142,608	20
39	<b>12 R. DORE</b>	FRA	Team MHP Racing-Patrick Pons	Yamaha YZF-R3	B	1'58.226	<b>1'54.906</b>		<b>1'54.906</b>	3.972	0.248	142,301	26
40	<b>33 K. HARTMANN</b>	FRA	Team MHP Racing-Patrick Pons	Yamaha YZF-R3	A	1'55.922	<b>1'54.986</b>		<b>1'54.986</b>	4.052	0.080	142,202	25
41	<b>61 Y. OKAYA</b>	JPN	DS Junior Team	Kawasaki Ninja 400	B	2'01.497	<b>1'55.110</b>		<b>1'55.110</b>	4.176	0.124	142,048	25
42	<b>82 J. HYDE</b>	AUS	2R Racing Team	Kawasaki Ninja 400	B	1'55.895	<b>1'55.247</b>		<b>1'55.247</b>	4.313	0.137	141,880	15
43	<b>52 O. KÖNIG</b>	CZE	ACCR Czech Talent Team - Willi Race	Kawasaki Ninja 400	A	1'55.720	<b>1'55.322</b>		<b>1'55.322</b>	4.388	0.075	141,787	22
44	<b>27 F. ROVELLI</b>	ITA	Kawasaki ParkinGO Team	Kawasaki Ninja 400	B	1'56.234	<b>1'55.545</b>		<b>1'55.545</b>	4.611	0.223	141,514	21
45	<b>93 A. QUINET</b>	FRA	TGP Racing	Honda CBR500R	B	1'56.998	<b>1'56.015</b>		<b>1'56.015</b>	5.081	0.470	140,940	24
46	<b>77 V. SCHWARZ</b>	CZE	ACCR Czech Talent Team - Willi Race	Kawasaki Ninja 400	B	1'59.086	<b>1'57.540</b>		<b>1'57.540</b>	6.606	1.525	139,112	25
47	<b>84 K. ALOISI</b>	ITA	DS Junior Team	Kawasaki Ninja 400	A	1'58.758	<b>1'57.735</b>		<b>1'57.735</b>	6.801	0.195	138,881	26
48	<b>19 B. MOLINA</b>	CHI	Terra e Moto	Yamaha YZF-R3	A	2'00.372	<b>1'58.111</b>		<b>1'58.111</b>	7.177	0.376	138,439	26
49	<b>9 S. NAUD</b>	FRA	Flembo Leader Team	Kawasaki Ninja 400	A	2'01.552	<b>1'58.507</b>		<b>1'58.507</b>	7.573	0.396	137,977	22
50	<b>32 A. PELIKANOVA</b>	CZE	Kawasaki GP Project	Kawasaki Ninja 400	B	2'01.887	<b>1'58.799</b>		<b>1'58.799</b>	7.865	0.292	137,638	22

12/04/2019

These data/results cannot be reproduced, stored and/or transmitted in whole or in part by any manner of electronic, mechanical, photocopying, recording, broadcasting or otherwise now known or herein after developed without the previous express consent by the copyright owner, except for reproduction in daily press and regular printed publications on sale to the public within 60 days of the event related to those data/results and always provided that copyright symbol appears together as follows below.

© DORNA WSBK ORGANIZATION Srl 2019

