

## Motul Dutch Round, 12-14 April 2019

### Chronological Analysis Free Practice 2nd Session Gr.B

TT Circuit Assen 4.542 m

1 / 4

#### 1° 95 S. DEROUÉ (1'51.618)

Lap	Seg.1	Seg.2	Seg.3	Seg.4	Lap Time	km/h	Local Time
1		18.618	31.645	27.318		184,0	13:31'55.459
2	36.999	18.388	31.384	27.245	1'54.016	184,3	13:33'49.475
3	37.285	18.759	33.189	27.342	1'56.575	181,5	13:35'46.050
4	36.267	18.332	30.890	26.603	1'52.092	185,2	13:37'38.142
5	36.357	18.282	30.917	35.821	2'01.377P	184,6	13:39'39.519
6	3'28.883	18.514	31.283	27.694	4'46.374P	184,6	13:44'25.893
7	36.247	18.295	30.934	26.614	1'52.090	184,6	13:46'17.983
8	36.218	18.432	30.728	26.454	1'51.832	185,9	13:48'09.815
9	36.345	18.314	<b>30.683</b>	<b>26.276</b>	<b>1'51.618</b>	184,3	13:50'01.433
10	36.050	18.183	30.828	26.912	1'51.973	186,2	13:51'53.406
11	39.746	18.303	31.199	29.843	1'59.091	187,2	13:53'52.497
12	36.410	18.369	30.948	28.272	1'53.999	187,2	13:55'46.496
13	36.314	18.247	30.828	26.703	1'52.092	185,2	13:57'38.588
14	36.064	<b>18.064</b>	30.786	27.946	1'52.860	<b>189,1</b>	13:59'31.448
15	<b>35.988</b>	18.101	30.707	26.843	1'51.639	188,5	14:01'23.087

14	36.671	18.213	31.083	26.840	1'52.807	188,2	13:59'33.717
15	<b>36.443</b>	18.208	<b>30.828</b>	<b>26.569</b>	<b>1'52.048</b>	188,2	14:01'25.765

#### 5° 30 D. BLIN (1'52.100)

Lap	Seg.1	Seg.2	Seg.3	Seg.4	Lap Time	km/h	Local Time
1		19.490	32.324	28.103		175,0	13:32'32.063
2	38.284	19.729	32.508	28.810	1'59.331	170,6	13:34'31.394
3	37.731	19.015	32.181	30.389	1'59.316	179,1	13:36'30.710
4	38.250	18.715	34.066	39.009	2'10.040P	182,7	13:38'40.750
5	1'27.462	23.710	33.678	32.864	2'57.714P	138,5	13:41'38.464
6	40.378	22.320	31.613	45.421	2'19.732P	151,0	13:43'58.196
7	1'11.727	18.932	31.719	28.636	2'31.014P	177,9	13:46'29.210
8	38.228	18.673	31.178	31.527	1'59.606	186,2	13:48'28.816
9	36.568	18.375	31.189	27.268	1'53.400	185,2	13:50'22.216
10	36.593	18.541	31.230	27.363	1'53.727	183,4	13:52'15.943
11	37.575	20.847	32.659	30.490	2'01.571	152,3	13:54'17.514
12	36.464	18.386	31.083	27.113	1'53.046	186,2	13:56'10.560
13	<b>36.395</b>	18.245	<b>30.890</b>	<b>26.570</b>	<b>1'52.100</b>	186,9	13:58'02.660
14	37.212	<b>18.143</b>	31.540	27.450	1'54.345	<b>188,2</b>	13:59'57.005
15	37.024	18.916	32.370	37.492	2'05.802P	177,3	14:02'02.807

#### 2° 72 V. STEEMAN (1'51.685)

Lap	Seg.1	Seg.2	Seg.3	Seg.4	Lap Time	km/h	Local Time
1		18.895	31.866	27.524		185,2	13:33'05.564
2	37.051	18.556	31.241	26.981	1'53.829	186,9	13:34'59.393
3	36.699	18.536	31.252	26.898	1'53.385	185,6	13:36'52.778
4	36.377	18.285	30.860	26.797	1'52.319	186,9	13:38'45.097
5	<b>36.223</b>	<b>18.236</b>	<b>30.720</b>	<b>26.506</b>	<b>1'51.685</b>	187,8	13:40'36.782
6	37.002	18.799	31.863	41.734	2'09.398P	182,1	13:42'46.180
7	5'57.650	18.554	31.165	26.837	7'14.206P	185,9	13:50'00.386
8	36.327	18.692	31.636	26.759	1'53.414	178,5	13:51'53.800
9	36.426	18.283	31.698	35.918	2'02.325CP	186,5	13:53'56.125
10	54.741	18.572	32.157	27.272	2'12.742P	186,2	13:56'08.867
11	36.235	18.277	31.063	36.012	2'01.587P	<b>188,8</b>	13:58'10.454

#### 6° 97 M. KAPPLER (1'52.186)

Lap	Seg.1	Seg.2	Seg.3	Seg.4	Lap Time	km/h	Local Time
1		18.883	31.646	27.609		185,9	13:32'59.783
2	37.195	18.479	31.061	27.085	1'53.820	186,9	13:34'53.603
3	36.623	18.382	30.823	26.894	1'52.722	185,9	13:36'46.325
4	36.550	18.282	<b>30.721</b>	<b>26.695</b>	1'52.248	186,2	13:38'38.573
5	36.909	18.186	31.292	26.829	1'53.216	187,2	13:40'31.789
6	<b>36.372</b>	<b>18.156</b>	30.841	26.817	<b>1'52.186</b>	187,2	13:42'23.975
7	36.556	18.274	33.179	41.321	2'09.330P	187,8	13:44'33.305
8	4'39.039	18.601	30.924	27.886	5'56.450P	184,9	13:50'29.755
9	36.752	18.471	31.601	26.964	1'53.788	186,5	13:52'23.543
10	36.596	18.281	30.736	26.863	1'52.476	186,5	13:54'16.019
11	36.541	18.312	30.734	26.991	1'52.578	186,9	13:56'08.597
12	36.848	18.164	30.778	27.139	1'52.929	<b>189,5</b>	13:58'01.526
13	36.574	18.177	31.010	27.089	1'52.850	186,2	13:59'54.376
14	40.723	19.203	32.414	41.468	2'13.808P	179,7	14:02'08.184

#### 3° 21 B. SANCHEZ (1'51.957)

Lap	Seg.1	Seg.2	Seg.3	Seg.4	Lap Time	km/h	Local Time
1		18.922	31.886	27.347		182,1	13:31'55.987
2	37.207	18.286	31.417	27.052	1'53.962	186,2	13:33'49.949
3	37.316	19.110	32.636	27.297	1'56.359	179,7	13:35'46.308
4	<b>36.378</b>	18.210	31.051	26.429	1'52.068	187,2	13:37'38.376
5	36.408	<b>18.119</b>	31.066	26.704	1'52.297	188,5	13:39'30.673
6	43.613	19.099	32.677	39.917	2'15.306P	183,1	13:41'45.979
7	5'06.197	18.787	31.890	27.278	6'24.152P	181,5	13:48'10.131
8	36.625	18.253	31.064	<b>26.368</b>	1'52.310	186,2	13:50'02.441
9	36.445	18.212	<b>30.926</b>	26.374	<b>1'51.957</b>	<b>189,1</b>	13:51'54.398
10	36.708	18.496	31.508	27.406	1'54.118	184,6	13:53'48.516
11	36.808	18.241	34.934	39.081	2'09.064P	185,2	13:55'57.580
12	1'41.723	18.796	32.793	27.769	3'01.081P	180,9	13:58'58.661
13	37.203	18.351	31.232	27.242	1'54.028	184,6	14:00'52.689

#### 7° 25 A. VERDOÍA (1'52.302)

Lap	Seg.1	Seg.2	Seg.3	Seg.4	Lap Time	km/h	Local Time
1		19.369	34.181	28.203		185,6	13:32'43.446
2	36.943	18.529	31.530	27.369	1'54.371	186,5	13:34'37.817
3	36.824	18.483	31.193	27.748	1'54.248	185,9	13:36'32.065
4	8'37.650	18.870	31.729	29.385	9'57.634	180,3	13:46'29.699
5	37.569	18.594	31.106	31.121	1'58.390	182,7	13:48'28.089
6	36.789	18.511	30.938	27.340	1'53.578	183,4	13:50'21.667
7	36.628	18.581	30.949	28.644	1'54.802	182,1	13:52'16.469
8	38.223	21.188	32.680	28.492	2'00.583	162,9	13:54'17.052
9	<b>36.347</b>	18.406	<b>30.836</b>	26.761	1'52.350	185,9	13:56'09.402
10	36.654	<b>18.132</b>	30.919	<b>26.597</b>	<b>1'52.302</b>	<b>192,2</b>	13:58'01.704
11	36.604	18.255	31.076	26.903	1'52.838	188,2	13:59'54.542
12	36.655	18.578	31.023	27.372	1'53.628	181,8	14:01'48.170

#### 4° 14 E. DE LA VEGA (1'52.048)

Lap	Seg.1	Seg.2	Seg.3	Seg.4	Lap Time	km/h	Local Time
1		19.186	31.971	27.476		180,9	13:32'07.705
2	37.479	18.640	31.963	27.076	1'55.158	183,4	13:34'02.863
3	37.002	18.488	31.693	26.854	1'54.037	185,2	13:35'56.900
4	36.938	<b>18.167</b>	32.113	26.870	1'54.088	<b>190,1</b>	13:37'50.988
5	36.804	18.365	31.738	26.828	1'53.735	186,9	13:39'44.723
6	37.289	19.094	32.259	39.488	2'08.130P	180,9	13:41'52.853
7	3'10.723	18.651	31.617	27.068	4'28.059P	184,3	13:46'20.912
8	36.841	18.482	31.535	26.614	1'53.472	185,2	13:48'14.384
9	36.540	18.685	31.621	26.921	1'53.767	187,2	13:50'08.151
10	36.678	18.602	31.292	27.041	1'53.613	182,1	13:52'01.764
11	36.657	18.589	31.333	26.793	1'53.372	183,7	13:53'55.136
12	36.516	18.346	31.351	26.572	1'52.785	185,9	13:55'47.921
13	36.478	18.315	31.530	26.666	1'52.989	187,8	13:57'40.910

#### 8° 69 J. BUIS (1'52.361)

Lap	Seg.1	Seg.2	Seg.3	Seg.4	Lap Time	km/h	Local Time
1		18.716	32.096	27.122		184,9	13:31'56.254
2	37.530	18.315	31.450	26.861	1'54.156	190,8	13:33'50.410
3	36.876	18.470	31.103	27.363	1'53.812	184,9	13:35'44.222
4	37.023	18.623	30.960	27.240	1'53.846C	182,4	13:37'38.068
5	37.082	18.223	30.763	37.154	2'03.222P	189,1	13:39'41.290
6	3'27.412	18.495	31.016	26.970	4'43.893P	188,2	13:44'25.183
7	<b>36.267</b>	18.577	31.039	26.851	1'52.734	184,6	13:46'17.917

12/04/2019

P = Pits In/Out - C = Lap Time Cancelled

These data/results cannot be reproduced, stored and/or transmitted in whole or in part by any manner of electronic, mechanical, photocopying, recording, broadcasting or otherwise now known or herein after developed without the previous express consent by the copyright owner, except for reproduction in daily press and regular printed publications on sale to the public within 60 days of the event related to those data/results and always provided that copyright symbol appears together as follows below.

© DORNA WSBK ORGANIZATION Srl 2019



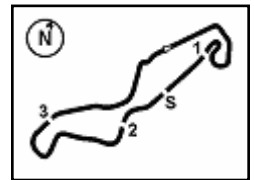
Official Fuel Supplier



Official Tyre Supplier



Official Timekeeper



## Motul Dutch Round, 12-14 April 2019

### Chronological Analysis Free Practice 2nd Session Gr.B

TT Circuit Assen 4.542 m

2 / 4

Lap	Seg.1	Seg.2	Seg.3	Seg.4	Lap Time	km/h	Local Time
8	36.609	18.383	<b>30.578</b>	26.814	1'52.384	189,8	13:48'10.301
9	36.685	18.182	30.630	26.458	1'51.955C	<b>191,2</b>	13:50'02.256
10	36.461	18.331	30.852	<b>26.717</b>	1'52.361	186,2	13:51'54.617
11	36.720	<b>18.126</b>	31.050	27.901	1'53.797C	188,8	13:53'48.414
12	37.401	18.217	32.247	28.182	1'56.047	189,8	13:55'44.461
13	36.683	18.277	31.051	27.153	1'53.164	186,5	13:57'37.625
14	36.808	18.178	30.814	27.409	1'53.209	185,6	13:59'30.834
15	36.394	18.246	31.156	26.891	1'52.687	185,2	14:01'23.521

9° 88 B. IERACI (1'52.434)							
Lap	Seg.1	Seg.2	Seg.3	Seg.4	Lap Time	km/h	Local Time
1		19.477	34.071	27.845		178,2	13:32'42.818
2	37.425	18.454	31.423	27.270	1'54.572	189,5	13:34'37.390
3	37.085	18.537	31.238	27.192	1'54.052	184,6	13:36'31.442
4	36.785	18.525	36.618	27.909	1'59.837	184,3	13:38'31.279
5	36.449	18.411	31.282	27.064	1'53.206	189,1	13:40'24.485
6	38.012	18.895	31.865	41.190	2'09.962P	181,8	13:42'34.447
7	6'09.854	18.583	31.372	<b>26.619</b>	7'26.428P	184,9	13:50'00.875
8	<b>36.193</b>	18.323	31.070	27.017	1'52.603	185,6	13:51'53.478
9	39.210	<b>18.070</b>	32.176	28.283	1'57.739	188,8	13:53'51.217
10	36.538	18.255	30.966	26.897	1'52.656	187,2	13:55'43.873
11	40.831	18.112	31.285	26.709	1'56.937	<b>191,8</b>	13:57'40.810
12	36.526	18.195	30.934	27.092	1'52.747	186,2	13:59'33.557
13	36.388	18.209	<b>30.851</b>	26.986	1'52.434	186,5	14:01'25.991

10° 20 D. LOUREIRO (1'52.710)							
Lap	Seg.1	Seg.2	Seg.3	Seg.4	Lap Time	km/h	Local Time
1		18.840	31.866	27.842		178,8	13:32'36.296
2	37.091	18.505	31.180	27.017	1'53.793	182,7	13:34'30.089
3	36.776	18.532	31.140	27.311	1'53.759	181,5	13:36'23.848
4	36.808	18.374	30.928	26.818	1'52.928	182,1	13:38'16.776
5	36.484	18.466	<b>30.889</b>	27.136	1'52.975	182,7	13:40'09.751
6	36.659	18.414	31.044	27.784	1'53.901	183,7	13:42'03.652
7	36.607	18.619	37.947	36.954	2'10.127P	186,5	13:44'13.779
8	3'15.675	24.079	39.641	27.000	4'46.395P	136,7	13:49'00.174
9	36.460	18.464	31.548	27.148	1'53.620	183,1	13:50'53.794
10	36.574	18.583	32.058	27.510	1'54.725	181,5	13:52'48.519
11	36.431	18.413	30.895	26.971	1'52.710	182,7	13:54'41.229
12	36.858	18.398	32.014	28.027	1'55.297	185,9	13:56'36.526
13	<b>36.409</b>	18.485	32.404	27.399	1'54.697	185,6	13:58'31.223
14	36.495	<b>18.217</b>	31.347	<b>26.813</b>	1'52.872	<b>187,5</b>	14:00'24.095

11° 3 M. PEDENEAU (1'53.311)							
Lap	Seg.1	Seg.2	Seg.3	Seg.4	Lap Time	km/h	Local Time
1		18.721	32.049	27.780		183,7	13:32'30.686
2	37.063	18.475	31.542	27.553	1'54.633	184,0	13:34'25.319
3	37.045	18.844	31.308	27.513	1'54.710	184,9	13:36'20.029
4	36.948	18.499	31.843	27.383	1'54.673	183,7	13:38'14.702
5	52.126	25.101	59.339	44.706	3'01.272	147,3	13:41'15.974
6	39.309	19.516	32.490	28.015	1'59.330	181,5	13:43'15.304
7	36.897	18.604	31.422	27.890	1'54.813	184,9	13:45'10.117
8	36.986	18.664	31.269	27.734	1'54.653	183,4	13:47'04.770
9	37.057	18.687	31.680	26.980	1'54.404	183,1	13:48'59.174
10	<b>36.409</b>	18.492	31.161	27.249	1'53.311	186,9	13:50'52.485
11	36.966	18.599	<b>31.151</b>	27.367	1'54.083	183,7	13:52'46.568
12	36.704	18.466	31.176	27.268	1'53.614	184,9	13:54'40.182
13	36.591	<b>18.271</b>	32.364	28.535	1'55.761	<b>188,2</b>	13:56'35.943
14	36.623	18.470	32.133	27.357	1'54.583	184,6	13:58'30.526
15	36.906	18.380	31.314	<b>26.883</b>	1'53.483	186,2	14:00'24.009

12° 99 F. GOMEZ (1'53.393)							
Lap	Seg.1	Seg.2	Seg.3	Seg.4	Lap Time	km/h	Local Time
1		19.559	33.488	27.984		180,6	13:32'04.727

13° 44 T. BRAMICH (1'53.477)							
Lap	Seg.1	Seg.2	Seg.3	Seg.4	Lap Time	km/h	Local Time
1		19.365	33.533	28.120		181,8	13:32'01.543
2	38.276	18.611	32.135	28.008	1'57.030	185,9	13:33'58.573
3	37.983	18.849	32.256	27.744	1'56.832	182,7	13:35'55.405
4	37.435	18.462	31.776	27.358	1'55.031	185,6	13:37'50.436
5	37.221	18.650	31.705	27.214	1'54.790	182,7	13:39'45.226
6	37.347	18.835	32.868	39.920	2'08.970P	184,6	13:41'54.196
7	4'59.586	19.117	31.686	27.251	6'17.640P	180,6	13:48'11.836
8	38.766	18.954	31.829	27.756	1'57.305C	182,1	13:50'09.141
9	37.698	18.698	31.872	27.485	1'55.753C	183,1	13:52'04.894
10	37.256	18.614	31.890	27.608	1'55.368	183,7	13:54'00.262
11	37.514	21.055	39.298	28.167	2'06.034	144,2	13:56'06.296
12	37.878	18.878	31.988	27.072	1'55.816	181,8	13:58'02.112
13	<b>36.822</b>	<b>18.251</b>	31.390	<b>27.014</b>	<b>1'53.477</b>	<b>186,9</b>	13:59'55.589
14	36.962	18.484	<b>31.330</b>	27.422	1'54.198	183,7	14:01'49.787

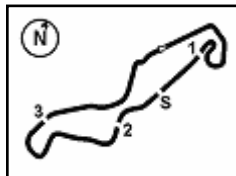
14° 85 K. SABATUCCI (1'53.575)							
Lap	Seg.1	Seg.2	Seg.3	Seg.4	Lap Time	km/h	Local Time
1		18.494	31.757	27.227		187,8	13:31'56.033
2	37.529	18.337	31.649	27.166	1'54.681	186,5	13:33'50.714
3	36.976	<b>18.170</b>	<b>31.341</b>	27.088	<b>1'53.575</b>	<b>190,1</b>	13:35'44.289
4	38.521	18.262	31.626	26.928	1'55.337	189,8	13:37'39.626
5	37.023	18.399	31.887	38.778	2'06.087P	186,5	13:39'45.713
6	11'08.651	19.257	32.709	29.288	12'29.905CP	176,8	13:52'15.618
7	37.639	19.206	32.333	27.834	1'57.012	176,5	13:54'12.630
8	37.780	18.617	32.191	27.776	1'56.364C	183,4	13:56'08.994
9	36.927	18.412	31.614	<b>26.840</b>	1'53.793	187,2	13:58'02.787
10	<b>36.855</b>	18.187	31.554	26.996	1'53.592	187,5	13:59'56.379

15° 54 B. SOFUOGLU (1'53.791)							
Lap	Seg.1	Seg.2	Seg.3	Seg.4	Lap Time	km/h	Local Time
1		18.830	31.932	27.461		186,2	13:31'57.420
2	37.038	18.459	31.518	27.080	1'54.095	186,9	13:33'51.515
3	36.741	18.390	31.575	27.085	<b>1'53.791</b>	188,2	13:35'45.306
4	1'06.258	20.862	35.957	37.032	2'40.109P	170,3	13:38'25.415
5	8'15.182	19.454	39.382	30.400	9'44.418P	177,3	13:48'09.833
6	37.448	18.451	<b>31.382</b>	26.980	1'54.261	188,2	13:50'04.094
7	36.948	18.694	31.661	27.712	1'55.015	182,1	13:51'59.109
8	37.043	18.589	31.612	27.468	1'54.712	183,1	13:53'53.821
9	<b>36.713</b>	18.524	31.473	27.277	1'53.987	184,9	13:55'47.808
10	37.189	18.380	31.412	<b>26.811</b>	1'53.792	<b>189,8</b>	13:57'41.600
11	36.813	<b>18.198</b>	31.563	27.376	1'53.950	188,8	13:59'35.550
12	36.859	18.508	31.495	27.781	1'54.643	183,4	14:01'30.193

16° 65 J. FACCO (1'54.045)							
Lap	Seg.1	Seg.2	Seg.3	Seg.4	Lap Time	km/h	Local Time
1		18.952	33.354	27.839		184,0	13:32'01.127
2	38.287	18.753	34.328	28.142	1'59.510	182,1	13:34'00.637
3	37.417	18.477	32.237	27.059	1'55.190	187,8	13:35'55.827
4	37.889	18.546	32.763	27.181	1'56.379	186,5	13:37'52.206
5	37.279	18.513	32.250	27.006	1'55.048	184,6	13:39'47.254
6	37.226	18.297	31.706	<b>26.816</b>	<b>1'54.045</b>	185,2	13:41'41.299
7	39.605	18.626	32.454	43.467	2'14.152P	182,7	13:43'55.451
8	4'35.129	18.826	34.625	29.903	5'58.483P	180,9	13:49'53.934
9	37.664	18.919	34.259	30.335	2'01.177	183,1	13:51'55.111
10	37.158	18.325	32.017	29.074	1'56.574	185,2	13:53'51.685
11	36.987	18.484	<b>31.529</b>	27.433	1'54.433C	184,3	13:55'46.118

12/04/2019 P = Pits In/Out - C = Lap Time Cancelled

These data/results cannot be reproduced, stored and/or transmitted in whole or in part by any manner of electronic, mechanical, photocopying, recording, broadcasting or otherwise now known or herein after developed without the previous express consent by the copyright owner, except for reproduction in daily press and regular printed publications on sale to the public within 60 days of the event related to those data/results and always provided that copyright symbol appears together as follows below.



TT Circuit Assen 4.542 m

### Motul Dutch Round, 12-14 April 2019

#### Chronological Analysis Free Practice 2nd Session Gr.B

12	37.427	18.581	32.492	26.953	1'55.453	186,2	13:57'41.571
13	37.322	<b>18.182</b>	31.890	27.088	1'54.482	<b>188,2</b>	13:59'36.053
14	<b>36.799</b>	18.302	31.716	27.257	1'54.074	187,2	14:01'30.127

5	37.519	18.725	33.067	39.739	2'09.050CP	184,6	13:40'01.085
6	2'38.727	19.402	32.826	28.278	3'59.233P	180,6	13:44'00.318
7	37.956	19.136	32.996	28.221	1'58.309	181,8	13:45'58.627
8	37.968	19.151	32.379	27.926	1'57.424	180,9	13:47'56.051
9	37.831	19.089	32.426	27.724	1'57.070	178,8	13:49'53.121
10	37.831	19.066	32.319	46.567	2'15.783P	180,9	13:52'08.904
11	2'14.910	19.378	32.955	28.949	3'36.192P	182,1	13:55'45.096
12	37.912	<b>18.407</b>	<b>31.692</b>	27.714	1'55.725	189,8	13:57'40.821
13	37.253	18.417	32.150	<b>27.290</b>	<b>1'55.110</b>	187,5	13:59'35.931
14	<b>37.154</b>	18.495	32.148	27.715	1'55.512	<b>190,1</b>	14:01'31.443

17° 36 B. NEILA (1'54.284)							
Lap	Seg.1	Seg.2	Seg.3	Seg.4	Lap Time	km/h	Local Time
1		19.030	32.547	28.023		181,8	13:32'41.378
2	38.527	18.854	31.577	27.298	1'56.256	181,8	13:34'37.634
3	37.906	18.653	32.021	27.753	1'56.333	182,4	13:36'33.967
4	37.967	18.739	31.801	27.841	1'56.348	182,1	13:38'30.315
5	37.710	<b>18.487</b>	31.792	27.500	1'55.489	<b>186,9</b>	13:40'25.804
6	37.646	18.526	31.485	27.388	1'55.045	183,1	13:42'20.849
7	38.103	19.508	32.663	27.987	1'58.261	179,4	13:44'19.110
8	38.590	21.269	32.422	27.425	1'59.706	155,8	13:46'18.816
9	37.549	18.830	31.735	27.257	1'55.371	180,6	13:48'14.187
10	37.526	18.624	<b>31.178</b>	<b>26.956</b>	<b>1'54.284</b>	183,1	13:50'08.471
11	<b>37.313</b>	18.696	31.519	27.436	1'54.964	181,5	13:52'03.435
12	37.749	18.807	32.677	28.036	1'57.269	180,0	13:54'00.704
13	37.689	18.692	32.982	27.766	1'57.129	182,4	13:55'57.833
14	37.791	18.715	32.200	27.489	1'56.195	182,7	13:57'54.028
15	37.606	18.645	31.615	27.449	1'55.315	182,1	13:59'49.343
16	37.598	18.972	31.633	27.277	1'55.480	180,0	14:01'44.823

21° 82 J. HYDE (1'55.247)							
Lap	Seg.1	Seg.2	Seg.3	Seg.4	Lap Time	km/h	Local Time
1		19.341	32.985	28.261		177,9	13:32'11.247
2	37.656	<b>18.541</b>	31.618	<b>27.690</b>	1'55.505	<b>185,2</b>	13:34'06.752
3	<b>36.869</b>	18.813	31.655	27.910	<b>1'55.247</b>	180,9	13:36'01.999
4	37.240	18.674	31.486	27.588	2'04.988P	181,8	13:38'06.987

18° 78 J. FORAY (1'54.615)							
Lap	Seg.1	Seg.2	Seg.3	Seg.4	Lap Time	km/h	Local Time
1		19.377	32.995	28.216		183,1	13:32'16.041
2	38.126	19.018	32.246	27.915	1'57.305	184,3	13:34'13.346
3	37.405	18.811	31.810	27.617	1'55.643	183,7	13:36'08.989
4	37.614	18.824	32.066	27.572	1'56.076	184,3	13:38'05.065
5	37.395	18.749	32.020	27.294	1'55.458	184,6	13:40'00.523
6	38.714	18.893	32.562	41.729	2'11.898P	184,9	13:42'12.421
7	3'06.955	19.107	32.027	27.445	4'25.534P	182,4	13:46'37.955
8	37.444	18.848	31.770	27.408	1'55.470	183,1	13:48'33.425
9	37.207	18.634	31.848	27.603	1'55.292	184,9	13:50'28.717
10	37.371	18.727	31.686	27.480	1'55.264	183,7	13:52'23.981
11	37.226	18.619	31.628	<b>27.265</b>	1'54.738	185,9	13:54'18.719
12	<b>37.057</b>	18.510	31.578	27.470	<b>1'54.615</b>	<b>186,9</b>	13:56'13.334
13	37.069	18.560	31.686	27.338	1'54.653	<b>186,9</b>	13:58'07.987
14	37.177	<b>18.452</b>	<b>31.532</b>	27.609	1'54.770	185,6	14:00'02.757

22° 27 F. ROVELLI (1'55.545)							
Lap	Seg.1	Seg.2	Seg.3	Seg.4	Lap Time	km/h	Local Time
1		18.994	31.956	<b>27.511</b>		182,1	13:32'10.513
2	<b>37.255</b>	<b>18.646</b>	31.937	27.707	<b>1'55.545</b>	183,1	13:34'06.058
3	54.769	29.351	41.936	39.028	2'45.084P	165,4	13:36'51.142
4	4'47.712	19.690	33.722	28.246	6'09.370P	182,4	13:43'00.512
5	38.009	19.114	32.534	28.122	1'57.779	182,7	13:44'58.291
6	37.677	19.043	32.091	27.728	1'56.539	181,2	13:46'54.830
7	38.427	19.298	33.663	37.356	2'08.744P	179,7	13:48'30.574
8	3'24.078	19.341	33.393	27.914	4'44.726P	179,7	13:53'48.300
9	37.752	21.225	39.226	27.983	2'06.186	<b>188,2</b>	13:55'54.486
10	37.842	19.211	32.530	28.021	1'57.604	182,7	13:57'52.090
11	37.564	18.875	32.106	27.687	1'56.232	181,8	13:59'48.322
12	37.355	18.923	<b>31.914</b>	27.860	1'56.052	181,2	14:01'44.374

19° 12 R. DORE (1'54.906)							
Lap	Seg.1	Seg.2	Seg.3	Seg.4	Lap Time	km/h	Local Time
1		18.830	32.299	28.190		185,6	13:32'31.875
2	38.062	18.919	32.790	28.144	1'57.915	182,4	13:34'29.790
3	37.813	18.852	32.241	27.702	1'56.608	183,1	13:36'26.398
4	37.571	21.608	33.123	30.815	2'03.117	171,4	13:38'29.515
5	37.900	18.893	33.122	27.491	1'57.406	183,4	13:40'26.921
6	<b>37.190</b>	<b>18.529</b>	<b>31.734</b>	27.453	<b>1'54.906</b>	186,2	13:42'21.827
7	37.444	19.343	32.148	28.132	1'57.067	179,4	13:44'18.894
8	37.936	21.415	32.394	28.058	1'59.803	146,1	13:46'18.697
9	38.029	18.911	32.813	<b>27.303</b>	1'57.056	<b>187,2</b>	13:48'15.753
10	37.585	18.898	32.019	46.905	2'15.407P	183,7	13:50'31.160
11	2'33.868	19.019	36.697	36.647	4'06.231P	182,4	13:54'37.391
12	38.552	18.917	32.440	28.501	1'58.410	184,0	13:56'35.801
13	38.031	18.640	32.352	27.720	1'56.743	185,6	13:58'32.544
14	37.622	18.657	32.324	28.305	1'56.908	184,6	14:00'29.452

23° 93 A. QUINET (1'56.015)							
Lap	Seg.1	Seg.2	Seg.3	Seg.4	Lap Time	km/h	Local Time
1		19.457	33.349	28.169		179,7	13:32'01.765
2	38.251	19.025	32.440	27.880	1'57.596	184,3	13:33'59.361
3	38.115	19.020	32.409	<b>27.179</b>	1'56.723	182,7	13:35'56.084
4	37.802	18.698	32.409	27.309	1'56.218	185,9	13:37'52.302
5	37.657	<b>18.695</b>	32.239	27.424	<b>1'56.015</b>	<b>186,2</b>	13:39'48.317
6	<b>37.443</b>	18.858	32.168	27.841	1'56.310	181,5	13:41'44.627
7	38.164	19.454	32.328	42.341	2'12.287P	176,5	13:43'56.914
8	5'26.072	19.441	32.553	28.126	6'46.192P	175,6	13:50'43.106
9	38.371	19.418	32.520	28.235	1'58.544	176,2	13:52'41.650
10	37.937	19.175	32.493	28.152	1'57.757C	177,3	13:54'39.407
11	38.635	18.778	<b>31.796</b>	27.712	1'56.921	185,2	13:56'36.328
12	37.514	19.000	32.527	27.807	1'56.848	179,7	13:58'33.176
13	37.920	19.028	32.164	27.781	1'56.893	180,6	14:00'30.069

20° 61 Y. OKAYA (1'55.110)							
Lap	Seg.1	Seg.2	Seg.3	Seg.4	Lap Time	km/h	Local Time
1		19.273	32.929	28.436		187,5	13:32'02.049
2	37.987	18.784	32.420	27.943	1'57.134	189,1	13:33'59.183
3	37.755	18.889	32.225	27.569	1'56.438	187,5	13:35'55.621
4	37.670	18.707	32.530	27.507	1'56.414	186,2	13:37'52.035

24° 77 V. SCHWARZ (1'57.540)							
Lap	Seg.1	Seg.2	Seg.3	Seg.4	Lap Time	km/h	Local Time
1		19.580	33.526	28.206		175,9	13:32'41.797
2	38.509	19.074	32.547	28.153	1'58.283	181,8	13:34'40.080
3	38.291	19.179	32.649	28.212	1'58.331	177,0	13:36'38.411
4	38.306	19.223	32.754	28.234	1'58.517	177,0	13:38'36.928
5	38.538	18.909	32.350	<b>27.900</b>	1'57.697	<b>182,4</b>	13:40'34.625
6	38.163	18.989	32.469	28.548	1'58.169	176,8	13:42'32.794
7	38.387	19.152	32.496	28.059	1'58.094	178,2	13:44'30.888
8	38.613	19.506	<b>31.996</b>	27.901	1'58.016	173,6	13:46'28.904
9	<b>38.135</b>	19.211	32.221	28.383	1'57.950	174,8	13:48'26.854
10	38.397	<b>18.818</b>	32.141	28.184	<b>1'57.540</b>	181,2	13:50'24.394
11	38.409	19.293	32.500	28.170	1'58.372	174,8	13:52'22.766
12	38.388	18.978	32.416	28.092	1'57.874	181,2	13:54'20.640

12/04/2019

P = Pits In/Out - C = Lap Time Cancelled

These data/results cannot be reproduced, stored and/or transmitted in whole or in part by any manner of electronic, mechanical, photocopying, recording, broadcasting or otherwise now known or herein after developed without the previous express consent by the copyright owner, except for reproduction in daily press and regular printed publications on sale to the public within 60 days of the event related to those data/results and always provided that copyright symbol appears together as follows below.

© DORNA WSBK ORGANIZATION Srl 2019



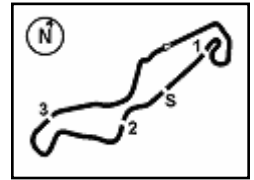
Official Fuel Supplier



Official Tyre Supplier



Official Timekeeper



TT Circuit Assen 4.542 m

## Motul Dutch Round, 12-14 April 2019

### Chronological Analysis Free Practice 2nd Session Gr.B

4 / 4

13	45.240	21.258	34.773	37.517	2'18.788P	170,9	13:56'39.428
14	2'07.023	19.311	32.833	28.851	3'28.018P	175,0	14:00'07.446

25° 32 A. PELIKANOVA (1'58.799)							
Lap	Seg.1	Seg.2	Seg.3	Seg.4	Lap Time	km/h	Local Time
1		20.203	35.773	30.518		<b>182,7</b>	13:32'49.386
2	39.402	19.923	34.521	29.492	2'03.338	181,2	13:34'52.724
3	40.155	19.947	33.933	28.945	2'02.980	180,6	13:36'55.704
4	38.820	19.851	33.477	29.138	2'01.286	181,2	13:38'56.990
5	38.606	19.750	33.566	28.826	2'00.748	181,8	13:40'57.738
6	39.146	19.900	33.289	29.023	2'01.358	180,0	13:42'59.096
7	38.367	19.570	33.536	28.523	1'59.996	181,5	13:44'59.092
8	38.217	19.563	<b>32.638</b>	28.690	1'59.108	180,6	13:46'58.200
9	38.041	19.549	32.810	<b>28.399</b>	<b>1'58.799</b>	180,9	13:48'56.999
10	<b>38.038</b>	19.546	33.030	44.900	2'15.514P	181,5	13:51'12.513
11	3'46.105	20.130	34.026	29.121	5'09.382P	180,3	13:56'21.895
12	38.675	19.540	33.141	28.760	2'00.116	181,2	13:58'22.011
13	38.465	<b>19.434</b>	33.555	28.778	2'00.232	181,5	14:00'22.243

12/04/2019 P = Pits In/Out - C = Lap Time Cancelled

These data/results cannot be reproduced, stored and/or transmitted in whole or in part by any manner of electronic, mechanical, photocopying, recording, broadcasting or otherwise now known or herein after developed without the previous express consent by the copyright owner, except for reproduction in daily press and regular printed publications on sale to the public within 60 days of the event related to those data/results and always provided that copyright symbol appears together as follows below.

© DORNA WSBK ORGANIZATION Srl 2019

