

Motul Dutch Round, 12-14 April 2019

Free Practices Combined Results Gr.B

No.	Rider	Nat	Team	Bike	Class	FP1	FP2	FP3	Time	Gap	Rel.	Avg	LL
1	95 S. DEROUE	NED	Kawasaki MOTOPOST	Kawasaki Ninja 400	B	1'54.257	1'51.618	1'52.116	1'51.618			146,493	24
2	72 V. STEEMAN	NED	Freudenberg KTM Junior Team	KTM RC 390 R	B	1'53.830	1'51.685	1'52.361	1'51.685	0.067	0.067	146,405	22
3	21 B. SANCHEZ	ESP	Scuderia Maranga Racing	Kawasaki Ninja 400	B	1'53.051	1'51.957	1'53.220	1'51.957	0.339	0.272	146,049	25
4	88 B. IERACI	ITA	Kawasaki GP Project	Kawasaki Ninja 400	B	1'53.217	1'52.434	1'51.981	1'51.981	0.363	0.024	146,018	29
5	14 E. DE LA VEGA	FRA	Flembbo Leader Team	Kawasaki Ninja 400	B	1'53.807	1'52.048	1'52.265	1'52.048	0.430	0.067	145,930	32
6	30 D. BLIN	POL	Terra e Moto	Yamaha YZF-R3	B	1'55.061	1'52.100	1'53.713	1'52.100	0.482	0.052	145,863	35
7	20 D. LOUREIRO	RSA	Nutec - RT Motorsports by SKM - Kawasaki	Kawasaki Ninja 400	B		1'52.710	1'52.102	1'52.102	0.484	0.002	145,860	23
8	97 M. KAPPLER	GER	Freudenberg KTM WorldSSP Team	KTM RC 390 R	B	1'54.351	1'52.186	1'52.875	1'52.186	0.568	0.084	145,751	26
9	25 A. VERDOÍA	FRA	BCD Yamaha MS Racing	Yamaha YZF-R3	B	1'53.468	1'52.302	1'53.096	1'52.302	0.684	0.116	145,600	32
10	69 J. BUIS	NED	MTM Racing Team	Kawasaki Ninja 400	B	1'54.286	1'52.361	1'52.753	1'52.361	0.743	0.059	145,524	30
11	54 B. SOFUOGLU	TUR	Turkish Puccetti Racing by TSM	Kawasaki Ninja 400	B	1'53.857	1'53.791	1'52.456	1'52.456	0.838	0.095	145,401	30
12	99 F. GOMEZ	ESP	DS Junior Team	Kawasaki Ninja 400	B	1'54.430	1'53.393	1'53.237	1'53.237	1.619	0.781	144,398	22
13	3 M. PEDNEAU	FRA	Team MHP Racing-Patrick Pons	Yamaha YZF-R3	B	1'55.175	1'53.311	1'54.025	1'53.311	1.693	0.074	144,304	32
14	85 K. SABATUCCI	ITA	Team Trasimeno	Yamaha YZF-R3	B	1'53.372	1'53.575	1'57.919	1'53.372	1.754	0.061	144,226	25
15	44 T. BRAMICH	AUS	Carl Cox-RT Motorsports by SKM-Kawasaki	Kawasaki Ninja 400	B	1'59.369	1'53.477	1'53.413	1'53.413	1.795	0.041	144,174	25
16	36 B. NEILA	ESP	BCD Yamaha MS Racing	Yamaha YZF-R3	B	1'57.906	1'54.284	1'53.435	1'53.435	1.817	0.022	144,146	33
17	61 Y. OKAYA	JPN	DS Junior Team	Kawasaki Ninja 400	B	2'01.497	1'55.110	1'53.874	1'53.874	2.256	0.439	143,590	31
18	65 J. FACCO	ITA	Semakin Di Depan Biblion Motoxrcing	Yamaha YZF-R3	B	1'55.558	1'54.045	1'56.017	1'54.045	2.427	0.171	143,375	30
19	78 J. FORAY	FRA	Prodina IRCOS Kawasaki	Kawasaki Ninja 400	B	1'56.133	1'54.615	1'54.149	1'54.149	2.531	0.104	143,244	32
20	82 J. HYDE	AUS	2R Racing Team	Kawasaki Ninja 400	B	1'55.895	1'55.247	1'54.601	1'54.601	2.983	0.452	142,679	22
21	12 R. DORE	FRA	Team MHP Racing-Patrick Pons	Yamaha YZF-R3	B	1'58.226	1'54.906	1'55.829	1'54.906	3.288	0.305	142,301	33
22	27 F. ROVELLI	ITA	Kawasaki ParkinGO Team	Kawasaki Ninja 400	B	1'56.234	1'55.545	1'55.162	1'55.162	3.544	0.256	141,984	28
23	93 A. QUINET	FRA	TGP Racing	Honda CBR500R	B	1'56.998	1'56.015	1'56.323	1'56.015	4.397	0.853	140,940	29
24	77 V. SCHWARZ	CZE	ACCR Czech Talent Team - Willi Race	Kawasaki Ninja 400	B	1'59.086	1'57.540	1'57.301	1'57.301	5.683	1.286	139,395	32
25	32 A. PELIKANOVA	CZE	Kawasaki GP Project	Kawasaki Ninja 400	B	2'01.887	1'58.799	1'58.886	1'58.799	7.181	1.498	137,638	29

Top 3 Average Time: 1'51.753

13/04/2019

These data/results cannot be reproduced, stored and/or transmitted in whole or in part by any manner of electronic, mechanical, photocopying, recording, broadcasting or otherwise now known or herein after developed without the previous express consent by the copyright owner, except for reproduction in daily press and regular printed publications on sale to the public within 60 days of the event related to those data/results and always provided that copyright symbol appears together as follows below.

© DORNA WSBK ORGANIZATION Srl 2019



Official Fuel Supplier

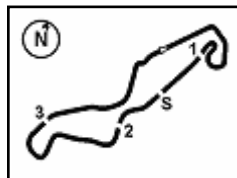


FKR PERUGIA TIMING

Official Tyre Supplier



Official Timekeeper



TT Circuit Assen 4.542 m

1 / 2

Motul Dutch Round, 12-14 April 2019
Results Free Practice 3rd Session Gr.B

No.	Rider	Nat	Team	Bike	Class	Time	Gap	Rel.	Laps	Speed	
										Avg	Max
1	88 B. IERACI	ITA	Kawasaki GP Project	Kawasaki Ninja 400	B	1'51.981			7	146,018	193,9
2	20 D. LOUREIRO	RSA	Nutec - RT Motorsports by SKM - Kawasaki	Kawasaki Ninja 400	B	1'52.102	0.121	0.121	7	145,860	189,5
3	95 S. DEROUE	NED	Kawasaki MOTOPOST	Kawasaki Ninja 400	B	1'52.116	0.135	0.014	7	145,842	191,8
4	14 E. DE LA VEGA	FRA	Flembbo Leader Team	Kawasaki Ninja 400	B	1'52.265	0.284	0.149	7	145,648	186,5
5	72 V. STEEMAN	NED	Freudenberg KTM Junior Team	KTM RC 390 R	B	1'52.361	0.380	0.096	7	145,524	189,8
6	54 B. SOFUOGLU	TUR	Turkish Puccetti Racing by TSM	Kawasaki Ninja 400	B	1'52.456	0.475	0.095	7	145,401	192,5
7	69 J. BUIS	NED	MTM Racing Team	Kawasaki Ninja 400	B	1'52.753	0.772	0.297	7	145,018	191,8
8	97 M. KAPPLER	GER	Freudenberg KTM WorldSSP Team	KTM RC 390 R	B	1'52.875	0.894	0.122	6	144,861	189,8
9	25 A. VERDOIA	FRA	BCD Yamaha MS Racing	Yamaha YZF-R3	B	1'53.096	1.115	0.221	7	144,578	191,8
10	21 B. SANCHEZ	ESP	Scuderia Maranga Racing	Kawasaki Ninja 400	B	1'53.220	1.239	0.124	5	144,420	187,5
11	99 F. GOMEZ	ESP	DS Junior Team	Kawasaki Ninja 400	B	1'53.237	1.256	0.017	5	144,398	188,2
12	44 T. BRAMICH	AUS	Carl Cox-RT Motorsports by SKM-Kawasaki	Kawasaki Ninja 400	B	1'53.413	1.432	0.176	7	144,174	189,8
13	36 B. NEILA	ESP	BCD Yamaha MS Racing	Yamaha YZF-R3	B	1'53.435	1.454	0.022	7	144,146	190,5
14	30 D. BLIN	POL	Terra e Moto	Yamaha YZF-R3	B	1'53.713	1.732	0.278	7	143,794	185,6
15	61 Y. OKAYA	JPN	DS Junior Team	Kawasaki Ninja 400	B	1'53.874	1.893	0.161	6	143,590	192,2
16	3 M. PEDENEAU	FRA	Team MHP Racing-Patrick Pons	Yamaha YZF-R3	B	1'54.025	2.044	0.151	6	143,400	189,8
17	78 J. FORAY	FRA	Prodina IRCOS Kawasaki	Kawasaki Ninja 400	B	1'54.149	2.168	0.124	7	143,244	192,9
18	82 J. HYDE	AUS	2R Racing Team	Kawasaki Ninja 400	B	1'54.601	2.620	0.452	7	142,679	186,9
19	27 F. ROVELLI	ITA	Kawasaki ParkinGO Team	Kawasaki Ninja 400	B	1'55.162	3.181	0.561	7	141,984	190,5
20	12 R. DORE	FRA	Team MHP Racing-Patrick Pons	Yamaha YZF-R3	B	1'55.829	3.848	0.667	7	141,167	189,8
21	65 J. FACCO	ITA	Semakin Di Depan Biblion Motocrossing	Yamaha YZF-R3	B	1'56.017	4.036	0.188	7	140,938	185,9
22	93 A. QUINET	FRA	TGP Racing	Honda CBR500R	B	1'56.323	4.342	0.306	5	140,567	187,5
23	77 V. SCHWARZ	CZE	ACCR Czech Talent Team - Willi Race	Kawasaki Ninja 400	B	1'57.301	5.320	0.978	7	139,395	188,2
24	85 K. SABATUCCI	ITA	Team Trasimeno	Yamaha YZF-R3	B	1'57.919	5.938	0.618	2	138,665	189,1
25	32 A. PELIKANOVA	CZE	Kawasaki GP Project	Kawasaki Ninja 400	B	1'58.886	6.905	0.967	7	137,537	183,4

Qualifying Lap Time (107% of 1'51.981): 1'59.821

AIR	Humidity:	67%	Temp:	4°C
TRACK	Condition:	Dry	Temp:	7°C

Records	Pole	(SP2)	2018	M.Perez	1'50.165	148,420	Km/h
	Race	(RC)	2018	A.Carrasco	1'50.483	148,000	Km/h
	All Times	(SP2)	2018	M.Perez	1'50.165	148,420	Km/h

13/04/2019 Start End The results are provisional until the end of the time limit for protests and appeals
 10:10 10:27 and the completion of the technical checks.

These data/results cannot be reproduced, stored and/or transmitted in whole or in part by any manner of electronic, mechanical, photocopying, recording, broadcasting or otherwise now known or herein after developed without the previous express consent by the copyright owner, except for reproduction in daily press and regular printed publications on sale to the public within 60 days of the event related to those data/results and always provided that copyright symbol appears together as follows below.

© DORNA WSBK ORGANIZATION Srl 2019



Official Fuel Supplier

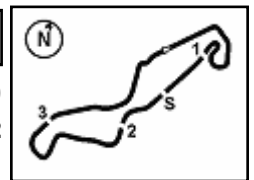


FIKR PERUGIA TIMING

Official Tyre Supplier



Official Timekeeper


Motul Dutch Round, 12-14 April 2019
Results Free Practice 3rd Session Gr.B
Session Highlights

Local Time	No. Rider	Description
10.10.00		Start
10.15.45	14 E. DE LA VEGA	Current Lap Cancelled - Exceeded Track Limits - Turn 8
10.16.20	32 A. PELIKANOVA	On Asphalt - Re-Joined - Turn 8
10.18.47	97 M. KAPPLER	On Asphalt - Re-Joined - Turn 1
10.20.34	93 A. QUINET	Crashed - Turn 5
10.21.01	93 A. QUINET	Re-joined
10.23.14	32 A. PELIKANOVA	On Asphalt - Re-Joined - Turn 1
10.24.56	61 Y. OKAYA	Current Lap Cancelled - Exceeded Track Limits - Turn 9
10.25.11	65 J. FACCO	Crashed - Turn 5
10.25.22	65 J. FACCO	Re-joined
10.27.12		End Of Session

Fastest Laps Sequence

No.	Rider	Nat	Team	Bike	Local Time	Time	Gap	Avg
95	S. DEROUE	NED	Kawasaki MOTOPOST	Kawasaki Ninja 400	10:13'51.929	1'53.227		144,411
54	B. SOFUOGLU	TUR	Turkish Puccetti Racing by TSM	Kawasaki Ninja 400	10:14'36.317	1'52.785	-0.442	144,977
95	S. DEROUE	NED	Kawasaki MOTOPOST	Kawasaki Ninja 400	10:15'44.644	1'52.715	-0.070	145,067
72	V. STEEMAN	NED	Freudenberg KTM Junior Team	KTM RC 390 R	10:17'13.164	1'52.529	-0.186	145,307
72	V. STEEMAN	NED	Freudenberg KTM Junior Team	KTM RC 390 R	10:21'03.052	1'52.361	-0.168	145,524
95	S. DEROUE	NED	Kawasaki MOTOPOST	Kawasaki Ninja 400	10:23'17.154	1'52.116	-0.245	145,842
20	D. LOUREIRO	RSA	Nutec - RT Motorsports by SKM - Kawasaki	Kawasaki Ninja 400	10:24'13.167	1'52.102	-0.014	145,860
88	B. IERACI	ITA	Kawasaki GP Project	Kawasaki Ninja 400	10:26'04.885	1'51.981	-0.121	146,018

Start 13/04/2019 10:10 End 10:27 The results are provisional until the end of the time limit for protests and appeals and the completion of the technical checks.

These data/results cannot be reproduced, stored and/or transmitted in whole or in part by any manner of electronic, mechanical, photocopying, recording, broadcasting or otherwise now known or herein after developed without the previous express consent by the copyright owner, except for reproduction in daily press and regular printed publications on sale to the public within 60 days of the event related to those data/results and always provided that copyright symbol appears together as follows below.

© DORNA WSBK ORGANIZATION Srl 2019



Official Fuel Supplier



FIKR PERUGIA TIMING

Official Tyre Supplier



Official Timekeeper

Motul Dutch Round, 12-14 April 2019

Best Sectors & Speed Free Practice 3rd Session Gr.B

BEST LAP			
1	88 B. IERACI	Kawasaki Ninja 400	1'51.981
2	20 D. LOUREIRO	Kawasaki Ninja 400	1'52.102
3	95 S. DEROUE	Kawasaki Ninja 400	1'52.116
4	14 E. DE LA VEGA	Kawasaki Ninja 400	1'52.265
5	72 V. STEEMAN	KTM RC 390 R	1'52.361
6	54 B. SOFUOGLU	Kawasaki Ninja 400	1'52.456
7	69 J. BUIS	Kawasaki Ninja 400	1'52.753
8	97 M. KAPPLER	KTM RC 390 R	1'52.875
9	25 A. VERDOÏA	Yamaha YZF-R3	1'53.096
10	21 B. SANCHEZ	Kawasaki Ninja 400	1'53.220
11	99 F. GOMEZ	Kawasaki Ninja 400	1'53.237
12	44 T. BRAMICH	Kawasaki Ninja 400	1'53.413
13	36 B. NEILA	Yamaha YZF-R3	1'53.435
14	30 D. BLIN	Yamaha YZF-R3	1'53.713
15	61 Y. OKAYA	Kawasaki Ninja 400	1'53.874
16	3 M. PEDENEAU	Yamaha YZF-R3	1'54.025
17	78 J. FORAY	Kawasaki Ninja 400	1'54.149
18	82 J. HYDE	Kawasaki Ninja 400	1'54.601
19	27 F. ROVELLI	Kawasaki Ninja 400	1'55.162
20	12 R. DORE	Yamaha YZF-R3	1'55.829
21	65 J. FACCO	Yamaha YZF-R3	1'56.017
22	93 A. QUINET	Honda CBR500R	1'56.323
23	77 V. SCHWARZ	Kawasaki Ninja 400	1'57.301
24	85 K. SABATUCCI	Yamaha YZF-R3	1'57.919
25	32 A. PELIKANOVA	Kawasaki Ninja 400	1'58.886

SPEED			
1	88 B. IERACI	Kawasaki Ninja 400	193,9
2	78 J. FORAY	Kawasaki Ninja 400	192,9
3	54 B. SOFUOGLU	Kawasaki Ninja 400	192,5
4	61 Y. OKAYA	Kawasaki Ninja 400	192,2
5	69 J. BUIS	Kawasaki Ninja 400	191,8
6	25 A. VERDOÏA	Yamaha YZF-R3	191,8
7	95 S. DEROUE	Kawasaki Ninja 400	191,8
8	27 F. ROVELLI	Kawasaki Ninja 400	190,5
9	36 B. NEILA	Yamaha YZF-R3	190,5
10	44 T. BRAMICH	Kawasaki Ninja 400	189,8
11	97 M. KAPPLER	KTM RC 390 R	189,8
12	3 M. PEDENEAU	Yamaha YZF-R3	189,8
13	72 V. STEEMAN	KTM RC 390 R	189,8
14	12 R. DORE	Yamaha YZF-R3	189,8
15	20 D. LOUREIRO	Kawasaki Ninja 400	189,5
16	85 K. SABATUCCI	Yamaha YZF-R3	189,1
17	99 F. GOMEZ	Kawasaki Ninja 400	188,2
18	77 V. SCHWARZ	Kawasaki Ninja 400	188,2
19	93 A. QUINET	Honda CBR500R	187,5
20	21 B. SANCHEZ	Kawasaki Ninja 400	187,5
21	82 J. HYDE	Kawasaki Ninja 400	186,9
22	14 E. DE LA VEGA	Kawasaki Ninja 400	186,5
23	65 J. FACCO	Yamaha YZF-R3	185,9
24	30 D. BLIN	Yamaha YZF-R3	185,6
25	32 A. PELIKANOVA	Kawasaki Ninja 400	183,4

SEG. 1		
1	88 B. IERACI	36.240
2	72 V. STEEMAN	36.340
3	54 B. SOFUOGLU	36.367
4	20 D. LOUREIRO	36.455
5	14 E. DE LA VEGA	36.456
6	69 J. BUIS	36.489
7	30 D. BLIN	36.508
8	95 S. DEROUE	36.548
9	97 M. KAPPLER	36.592
10	3 M. PEDENEAU	36.600
11	99 F. GOMEZ	36.639
12	25 A. VERDOÏA	36.648
13	21 B. SANCHEZ	36.666
14	44 T. BRAMICH	36.855
15	78 J. FORAY	36.932
16	61 Y. OKAYA	36.997
17	82 J. HYDE	37.089
18	36 B. NEILA	37.125
19	27 F. ROVELLI	37.327
20	93 A. QUINET	37.334
21	12 R. DORE	37.534
22	65 J. FACCO	37.647
23	77 V. SCHWARZ	38.034
24	32 A. PELIKANOVA	38.170
25	85 K. SABATUCCI	39.001

SEG. 2		
1	88 B. IERACI	17.853
2	54 B. SOFUOGLU	17.959
3	97 M. KAPPLER	17.967
4	61 Y. OKAYA	17.969
5	69 J. BUIS	18.043
6	95 S. DEROUE	18.059
7	3 M. PEDENEAU	18.089
8	99 F. GOMEZ	18.091
9	21 B. SANCHEZ	18.091
10	20 D. LOUREIRO	18.111
11	44 T. BRAMICH	18.112
12	78 J. FORAY	18.167
13	25 A. VERDOÏA	18.183
14	72 V. STEEMAN	18.193
15	85 K. SABATUCCI	18.229
16	14 E. DE LA VEGA	18.242
17	36 B. NEILA	18.254
18	27 F. ROVELLI	18.296
19	30 D. BLIN	18.296
20	65 J. FACCO	18.330
21	82 J. HYDE	18.386
22	12 R. DORE	18.470
23	93 A. QUINET	18.535
24	77 V. SCHWARZ	18.624
25	32 A. PELIKANOVA	19.062

SEG. 3		
1	72 V. STEEMAN	30.769
2	69 J. BUIS	30.827
3	14 E. DE LA VEGA	30.853
4	95 S. DEROUE	30.857
5	97 M. KAPPLER	30.928
6	25 A. VERDOÏA	30.960
7	20 D. LOUREIRO	30.976
8	88 B. IERACI	31.072
9	54 B. SOFUOGLU	31.110
10	44 T. BRAMICH	31.252
11	36 B. NEILA	31.281
12	21 B. SANCHEZ	31.291
13	30 D. BLIN	31.349
14	99 F. GOMEZ	31.382
15	3 M. PEDENEAU	31.441
16	61 Y. OKAYA	31.522
17	82 J. HYDE	31.563
18	78 J. FORAY	31.710
19	27 F. ROVELLI	31.821
20	65 J. FACCO	31.906
21	12 R. DORE	32.001
22	93 A. QUINET	32.007
23	77 V. SCHWARZ	32.394
24	85 K. SABATUCCI	32.751
25	32 A. PELIKANOVA	32.962

SEG. 4		
1	20 D. LOUREIRO	26.506
2	54 B. SOFUOGLU	26.539
3	95 S. DEROUE	26.601
4	14 E. DE LA VEGA	26.714
5	36 B. NEILA	26.732
6	25 A. VERDOÏA	26.792
7	99 F. GOMEZ	26.811
8	88 B. IERACI	26.816
9	21 B. SANCHEZ	26.824
10	72 V. STEEMAN	26.841
11	69 J. BUIS	27.004
12	44 T. BRAMICH	27.027
13	97 M. KAPPLER	27.153
14	3 M. PEDENEAU	27.279
15	30 D. BLIN	27.336
16	78 J. FORAY	27.340
17	61 Y. OKAYA	27.386
18	27 F. ROVELLI	27.420
19	82 J. HYDE	27.540
20	93 A. QUINET	27.714
21	65 J. FACCO	27.735
22	12 R. DORE	27.741
23	85 K. SABATUCCI	27.938
24	77 V. SCHWARZ	27.957
25	32 A. PELIKANOVA	28.421

13/04/2019

These data/results cannot be reproduced, stored and/or transmitted in whole or in part by any manner of electronic, mechanical, photocopying, recording, broadcasting or otherwise now known or herein after developed without the previous express consent by the copyright owner, except for reproduction in daily press and regular printed publications on sale to the public within 60 days of the event related to those data/results and always provided that copyright symbol appears together as follows below.

© DORNA WSBK ORGANIZATION Srl 2019



Official Fuel Supplier

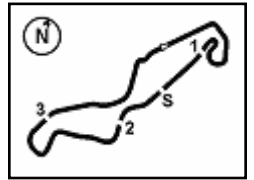


FICR PERUGIA TIMING

Official Tyre Supplier



Official Timekeeper



TT Circuit Assen 4.542 m

Motul Dutch Round, 12-14 April 2019

Ideal Times Free Practice 3rd Session Gr.B

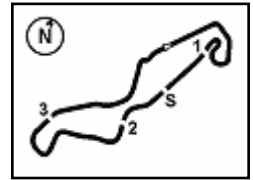
No.	Rider	Nat	Bike	Seg. 1	Seg. 2	Seg. 3	Seg. 4	Ideal Time		
				Diff. 1	Diff. 2	Diff. 3	Diff. 4	Best Lap	Pos.	Diff.
1	54 B. SOFUOGLU	TUR	Kawasaki Ninja 400	36.367 +0.263	17.959 +0.218	31.110	26.539	1'51.975 1'52.456	6	0.481
2	88 B. IERACI	ITA	Kawasaki Ninja 400	36.240	17.853	31.072	26.816	1'51.981 1'51.981	1	
3	20 D. LOUREIRO	RSA	Kawasaki Ninja 400	36.455	18.111 +0.054	30.976	26.506	1'52.048 1'52.102	2	0.054
4	95 S. DEROUÉ	NED	Kawasaki Ninja 400	36.548 +0.051	18.059	30.857	26.601	1'52.065 1'52.116	3	0.051
5	72 V. STEEMAN	NED	KTM RC 390 R	36.340	18.193 +0.015	30.769 +0.043	26.841 +0.160	1'52.143 1'52.361	5	0.218
6	14 E. DE LA VEGA	FRA	Kawasaki Ninja 400	36.456	18.242	30.853	26.714	1'52.265 1'52.265	4	
7	69 J. BUIS	NED	Kawasaki Ninja 400	36.489	18.043 +0.022	30.827 +0.025	27.004 +0.343	1'52.363 1'52.753	7	0.390
8	25 A. VERDOÏA	FRA	Yamaha YZF-R3	36.648 +0.352	18.183 +0.161	30.960	26.792	1'52.583 1'53.096	9	0.513
9	97 M. KAPPLER	GER	KTM RC 390 R	36.592	17.967	30.928	27.153 +0.235	1'52.640 1'52.875	8	0.235
10	21 B. SANCHEZ	ESP	Kawasaki Ninja 400	36.666 +0.073	18.091 +0.150	31.291	26.824 +0.125	1'52.872 1'53.220	10	0.348
11	99 F. GOMEZ	ESP	Kawasaki Ninja 400	36.639 +0.123	18.091 +0.191	31.382	26.811	1'52.923 1'53.237	11	0.314
12	44 T. BRAMICH	AUS	Kawasaki Ninja 400	36.855 +0.167	18.112	31.252	27.027	1'53.246 1'53.413	12	0.167
13	36 B. NEILA	ESP	Yamaha YZF-R3	37.125	18.254 +0.043	31.281	26.732	1'53.392 1'53.435	13	0.043
14	3 M. PEDENEAU	FRA	Yamaha YZF-R3	36.600 +0.135	18.089	31.441 +0.183	27.279 +0.298	1'53.409 1'54.025	16	0.616
15	30 D. BLIN	POL	Yamaha YZF-R3	36.508	18.296	31.349	27.336 +0.224	1'53.489 1'53.713	14	0.224
16	61 Y. OKAYA	JPN	Kawasaki Ninja 400	36.997	17.969	31.522	27.386	1'53.874 1'53.874	15	
17	78 J. FORAY	FRA	Kawasaki Ninja 400	36.932	18.167	31.710	27.340	1'54.149 1'54.149	17	
18	82 J. HYDE	AUS	Kawasaki Ninja 400	37.089	18.386 +0.004	31.563 +0.019	27.540	1'54.578 1'54.601	18	0.023
19	27 F. ROVELLI	ITA	Kawasaki Ninja 400	37.327	18.296 +0.126	31.821	27.420 +0.172	1'54.864 1'55.162	19	0.298
20	93 A. QUINET	FRA	Honda CBR500R	37.334	18.535 +0.221	32.007 +0.025	27.714 +0.487	1'55.590 1'56.323	22	0.733
21	65 J. FACCO	ITA	Yamaha YZF-R3	37.647 +0.047	18.330 +0.128	31.906 +0.224	27.735	1'55.618 1'56.017	21	0.399
22	12 R. DORE	FRA	Yamaha YZF-R3	37.534	18.470 +0.083	32.001	27.741	1'55.746 1'55.829	20	0.083
23	77 V. SCHWARZ	CZE	Kawasaki Ninja 400	38.034	18.624	32.394 +0.045	27.957 +0.247	1'57.009 1'57.301	23	0.292
24	85 K. SABATUCCI	ITA	Yamaha YZF-R3	39.001	18.229	32.751	27.938	1'57.919 1'57.919	24	
25	32 A. PELIKANOVA	CZE	Kawasaki Ninja 400	38.170	19.062 +0.159	32.962 +0.110	28.421 +0.002	1'58.615 1'58.886	25	0.271
Overall Ideal Time				36.240	17.853	30.769	26.506	1'51.368		

13/04/2019

These data/results cannot be reproduced, stored and/or transmitted in whole or in part by any manner of electronic, mechanical, photocopying, recording, broadcasting or otherwise now known or herein after developed without the previous express consent by the copyright owner, except for reproduction in daily press and regular printed publications on sale to the public within 60 days of the event related to those data/results and always provided that copyright symbol appears together as follows below.

© DORNA WSBK ORGANIZATION Srl 2019





TT Circuit Assen 4.542 m

Motul Dutch Round, 12-14 April 2019

Chronological Analysis Free Practice 3rd Session Gr.B

3 40.286 18.766 33.019 44.929 2'17.000P 183,7 10:22'29.439

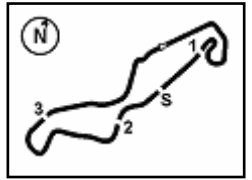
25° 32 A. PELIKANOVA (1'58.886)							
Lap	Seg.1	Seg.2	Seg.3	Seg.4	Lap Time	km/h	Local Time
1		20.089	35.132	30.195		181,2	10:12'34.105
2	40.124	19.575	34.580	28.861	2'03.140	180,3	10:14'37.245
3	38.315	19.153	34.673	28.986	2'01.127	182,7	10:16'38.372
4	38.423	19.062	32.962	28.842	1'59.289	182,4	10:18'37.661
5	38.595	19.260	33.066	28.590	1'59.511	183,4	10:20'37.172
6	38.170	19.221	33.072	28.423	1'58.886	182,1	10:22'36.058
7	41.034	19.425	33.885	28.421	2'02.765	182,4	10:24'38.823
8	38.881	19.399	35.390	29.155	2'02.825	183,4	10:26'41.648

13/04/2019 P = Pits In/Out - C = Lap Time Cancelled

These data/results cannot be reproduced, stored and/or transmitted in whole or in part by any manner of electronic, mechanical, photocopying, recording, broadcasting or otherwise now known or herein after developed without the previous express consent by the copyright owner, except for reproduction in daily press and regular printed publications on sale to the public within 60 days of the event related to those data/results and always provided that copyright symbol appears together as follows below.

© DORNA WSBK ORGANIZATION Srl 2019

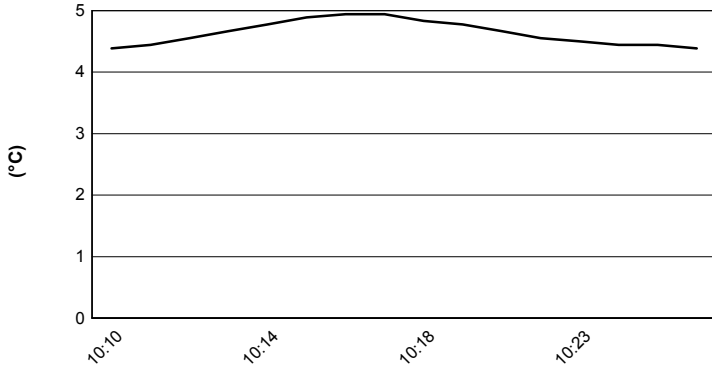




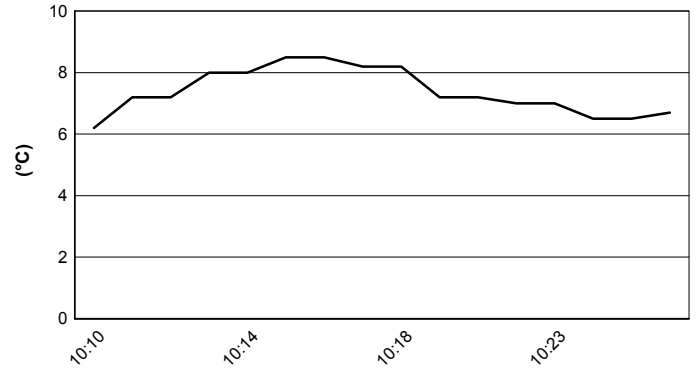
TT Circuit Assen 4.542 m

Motul Dutch Round, 12-14 April 2019
Weather Report Free Practice 3rd Session Gr.B
 Session started 10:10 - Session ended 10:27

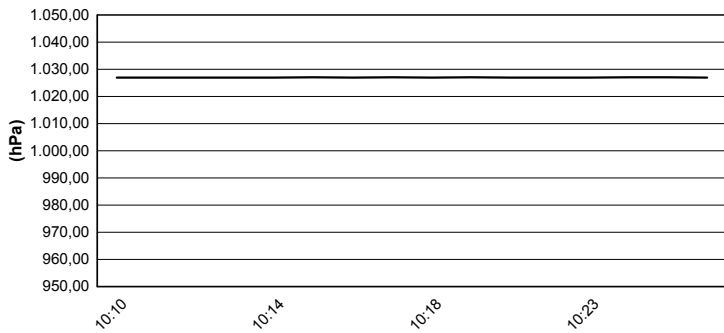
Air Temperature



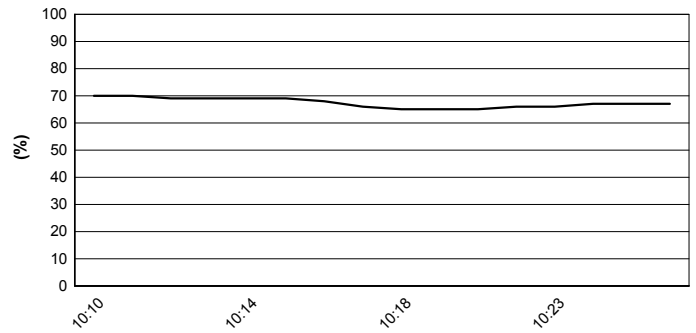
Track Temperature



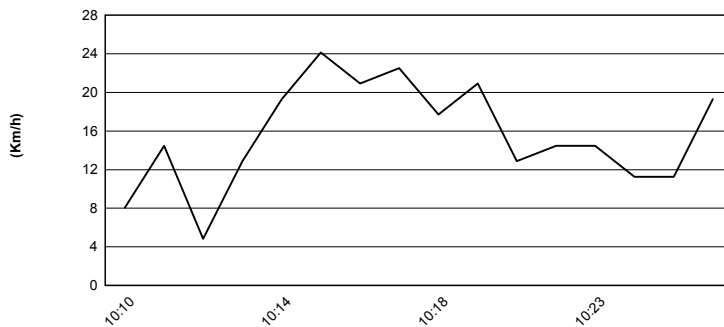
Air Pressure



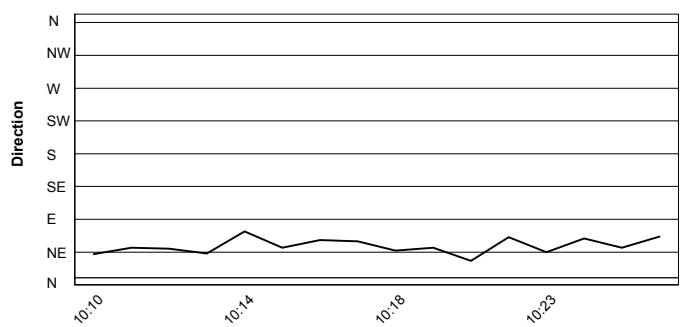
Humidity



Wind Speed



Wind Direction



13/04/2019

These data/results cannot be reproduced, stored and/or transmitted in whole or in part by any manner of electronic, mechanical, photocopying, recording, broadcasting or otherwise now known or herein after developed without the previous express consent by the copyright owner, except for reproduction in daily press and regular printed publications on sale to the public within 60 days of the event related to those data/results and always provided that copyright symbol appears together as follows below.

© DORNA WSBK ORGANIZATION Srl 2019



Official Fuel Supplier



FICR PERUGIA TIMING

Official Tyre Supplier



Official Timekeeper