

TT Circuit Assen 4.542 m

1 / 2

Motul Dutch Round, 12-14 April 2019

Results Superpole Gr.B

No.	Rider	Nat	Team	Bike	Class	Time	Gap	Rel.	Laps	Speed	
										Avg	Max
1	95 S. DEROUE	NED	Kawasaki MOTOPOST	Kawasaki Ninja 400	B	1'52.113			6	145,846	193,5
2	21 B. SANCHEZ	ESP	Scuderia Maranga Racing	Kawasaki Ninja 400	B	1'52.204	0.091	0.091	6	145,727	190,5
3	69 J. BUIS	NED	MTM Racing Team	Kawasaki Ninja 400	B	1'52.365	0.252	0.161	7	145,519	188,5
4	99 F. GOMEZ	ESP	DS Junior Team	Kawasaki Ninja 400	B	1'52.442	0.329	0.077	7	145,419	186,9
5	82 J. HYDE	AUS	2R Racing Team	Kawasaki Ninja 400	B	1'52.743	0.630	0.301	6	145,031	189,5
6	97 M. KAPPLER	GER	Freudenberg KTM WorldSSP Team	KTM RC 390 R	B	1'52.879	0.766	0.136	6	144,856	187,8
7	25 A. VERDOÍA	FRA	BCD Yamaha MS Racing	Yamaha YZF-R3	B	1'53.245	1.132	0.366	3	144,388	184,9
8	30 D. BLIN	POL	Terra e Moto	Yamaha YZF-R3	B	1'53.404	1.291	0.159	3	144,185	191,8
9	20 D. LOUREIRO	RSA	Nutec - RT Motorsports by SKM - Kawasaki	Kawasaki Ninja 400	B	1'53.477	1.364	0.073	6	144,093	187,8
10	14 E. DE LA VEGA	FRA	Flembbo Leader Team	Kawasaki Ninja 400	B	1'53.559	1.446	0.082	6	143,989	190,1
11	72 V. STEEMAN	NED	Freudenberg KTM Junior Team	KTM RC 390 R	B	1'53.566	1.453	0.007	7	143,980	189,5
12	88 B. IERACI	ITA	Kawasaki GP Project	Kawasaki Ninja 400	B	1'53.670	1.557	0.104	6	143,848	187,8
13	44 T. BRAMICH	AUS	Carl Cox-RT Motorsports by SKM-Kawasaki	Kawasaki Ninja 400	B	1'54.445	2.332	0.775	7	142,874	189,8
14	3 M. PEDENEAU	FRA	Team MHP Racing-Patrick Pons	Yamaha YZF-R3	B	1'55.949	3.836	1.504	3	141,021	189,1
15	78 J. FORAY	FRA	Prodina IRCOS Kawasaki	Kawasaki Ninja 400	B	1'56.141	4.028	0.192	7	140,787	188,2
16	93 A. QUINET	FRA	TGP Racing	Honda CBR500R	B	1'56.292	4.179	0.151	7	140,605	189,1
17	65 J. FACCO	ITA	Semakin Di Depan Biblion Motoxrcing	Yamaha YZF-R3	B	1'56.550	4.437	0.258	7	140,293	190,1
18	27 F. ROVELLI	ITA	Kawasaki ParkinGO Team	Kawasaki Ninja 400	B	1'56.657	4.544	0.107	6	140,165	187,5
19	54 B. SOFUOGLU	TUR	Turkish Puccetti Racing by TSM	Kawasaki Ninja 400	B	1'56.863	4.750	0.206	6	139,918	189,5
20	36 B. NEILA	ESP	BCD Yamaha MS Racing	Yamaha YZF-R3	B	1'57.591	5.478	0.728	7	139,051	191,8
21	77 V. SCHWARZ	CZE	ACCR Czech Talent Team - Willi Race	Kawasaki Ninja 400	B	1'58.406	6.293	0.815	6	138,094	182,7
22	12 R. DORE	FRA	Team MHP Racing-Patrick Pons	Yamaha YZF-R3	B	1'59.574	7.461	1.168	7	136,745	188,5
----- Not Qualified -----											
NQ	32 A. PELIKANOVA	CZE	Kawasaki GP Project	Kawasaki Ninja 400	B	2'01.525	9.412	1.951	4	134,550	184,3
NQ	85 K. SABATUCCI	ITA	Team Trasimeno	Yamaha YZF-R3	B				3		185,9
NQ	61 Y. OKAYA	JPN	DS Junior Team	Kawasaki Ninja 400	B				0		175,6

Qualifying Lap Time (107% of 1'52.113): 1'59.962

Top 3 Average Time: 1'52.227

AIR	Humidity:	59%	Temp:	5°C
TRACK	Condition:	Dry	Temp:	8°C

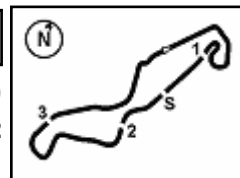
Records	Pole	(SP2)	2018	M.Perez	1'50.165	148,420	Km/h
	Race	(RC)	2018	A.Carrasco	1'50.483	148,000	Km/h
	All Times	(SP2)	2018	M.Perez	1'50.165	148,420	Km/h

Start 13/04/2019 12:40 End 13:02 The results are provisional until the end of the time limit for protests and appeals and the completion of the technical checks.

These data/results cannot be reproduced, stored and/or transmitted in whole or in part by any manner of electronic, mechanical, photocopying, recording, broadcasting or otherwise now known or herein after developed without the previous express consent by the copyright owner, except for reproduction in daily press and regular printed publications on sale to the public within 60 days of the event related to those data/results and always provided that copyright symbol appears together as follows below.

© DORNA WSBK ORGANIZATION Srl 2019





Motul Dutch Round, 12-14 April 2019

Results Superpole Gr.B

Session Highlights

Local Time	No. Rider	Description
12.40.00		Start
12.48.01		DROPS of RAIN in Sector 1
12.49.01	25 A. VERDOÏA	Crashed - Turn 3
12.49.35	30 D. BLIN	Crashed - Turn 3
12.50.33	3 M. PEDENEAU	Crashed - Turn 3
12.52.02		WorldSSP Works on bikes are allowed
12.54.32		WorldSSP300 Gr.A SP Pit Lane Will Open at 13.05 (Approx)
12.55.57	85 K. SABATUCCI	Crashed - Turn 5
12.56.36	85 K. SABATUCCI	Re-joined
12.57.47	32 A. PELIKANOVA	Crashed - Turn 15
12.58.34	85 K. SABATUCCI	BLACK FLAG - Doesn't enter pit lane after crash (art. 1.21.5)
13.00.13	32 A. PELIKANOVA	Medical Centre
13.01.01	14 E. DE LA VEGA	Crashed - Turn 15
13.02.31		End Of Session

Fastest Laps Sequence

No.	Rider	Nat	Team	Bike	Local Time	Time	Gap	Avg
25	A. VERDOÏA	FRA	BCD Yamaha MS Racing	Yamaha YZF-R3	12:44'34.124	1'55.971		140,994
21	B. SANCHEZ	ESP	Scuderia Maranga Racing	Kawasaki Ninja 400	12:44'57.910	1'55.623	-0.348	141,418
82	J. HYDE	AUS	2R Racing Team	Kawasaki Ninja 400	12:44'59.672	1'55.499	-0.124	141,570
99	F. GOMEZ	ESP	DS Junior Team	Kawasaki Ninja 400	12:45'07.159	1'53.641	-1.858	143,885
69	J. BUIS	NED	MTM Racing Team	Kawasaki Ninja 400	12:46'51.052	1'53.270	-0.371	144,356
95	S. DEROUE	NED	Kawasaki MOTOPOST	Kawasaki Ninja 400	12:46'51.463	1'53.227	-0.043	144,411
99	F. GOMEZ	ESP	DS Junior Team	Kawasaki Ninja 400	12:46'59.601	1'52.442	-0.785	145,419
69	J. BUIS	NED	MTM Racing Team	Kawasaki Ninja 400	12:48'43.417	1'52.365	-0.077	145,519
95	S. DEROUE	NED	Kawasaki MOTOPOST	Kawasaki Ninja 400	12:48'43.576	1'52.113	-0.252	145,846

13/04/2019 Start 12:40 End 13:02 The results are provisional until the end of the time limit for protests and appeals and the completion of the technical checks.

These data/results cannot be reproduced, stored and/or transmitted in whole or in part by any manner of electronic, mechanical, photocopying, recording, broadcasting or otherwise now known or herein after developed without the previous express consent by the copyright owner, except for reproduction in daily press and regular printed publications on sale to the public within 60 days of the event related to those data/results and always provided that copyright symbol appears together as follows below.

© DORNA WSBK ORGANIZATION Srl 2019



Official Fuel Supplier



PIRELLI

Official Tyre Supplier



Official Timekeeper

Motul Dutch Round, 12-14 April 2019

Best Sectors & Speed Superpole Gr.B

BEST LAP		
1	95 S. DEROUE	Kawasaki Ninja 400 1'52.113
2	21 B. SANCHEZ	Kawasaki Ninja 400 1'52.204
3	69 J. BUIS	Kawasaki Ninja 400 1'52.365
4	99 F. GOMEZ	Kawasaki Ninja 400 1'52.442
5	82 J. HYDE	Kawasaki Ninja 400 1'52.743
6	97 M. KAPPLER	KTM RC 390 R 1'52.879
7	25 A. VERDOIA	Yamaha YZF-R3 1'53.245
8	30 D. BLIN	Yamaha YZF-R3 1'53.404
9	20 D. LOUREIRO	Kawasaki Ninja 400 1'53.477
10	14 E. DE LA VEGA	Kawasaki Ninja 400 1'53.559
11	72 V. STEEMAN	KTM RC 390 R 1'53.566
12	88 B. IERACI	Kawasaki Ninja 400 1'53.670
13	44 T. BRAMICH	Kawasaki Ninja 400 1'54.445
14	3 M. PEDENEAU	Yamaha YZF-R3 1'55.949
15	78 J. FORAY	Kawasaki Ninja 400 1'56.141
16	93 A. QUINET	Honda CBR500R 1'56.292
17	65 J. FACCO	Yamaha YZF-R3 1'56.550
18	27 F. ROVELLI	Kawasaki Ninja 400 1'56.657
19	54 B. SOFUOGLU	Kawasaki Ninja 400 1'56.863
20	36 B. NEILA	Yamaha YZF-R3 1'57.591
21	77 V. SCHWARZ	Kawasaki Ninja 400 1'58.406
22	12 R. DORE	Yamaha YZF-R3 1'59.574
23	32 A. PELIKANOVA	Kawasaki Ninja 400 2'01.525
24	61 Y. OKAYA	Kawasaki Ninja 400
25	85 K. SABATUCCI	Yamaha YZF-R3

SPEED		
1	95 S. DEROUE	Kawasaki Ninja 400 193,5
2	36 B. NEILA	Yamaha YZF-R3 191,8
3	30 D. BLIN	Yamaha YZF-R3 191,8
4	21 B. SANCHEZ	Kawasaki Ninja 400 190,5
5	14 E. DE LA VEGA	Kawasaki Ninja 400 190,1
6	65 J. FACCO	Yamaha YZF-R3 190,1
7	44 T. BRAMICH	Kawasaki Ninja 400 189,8
8	54 B. SOFUOGLU	Kawasaki Ninja 400 189,5
9	82 J. HYDE	Kawasaki Ninja 400 189,5
10	72 V. STEEMAN	KTM RC 390 R 189,5
11	93 A. QUINET	Honda CBR500R 189,1
12	3 M. PEDENEAU	Yamaha YZF-R3 189,1
13	12 R. DORE	Yamaha YZF-R3 188,5
14	69 J. BUIS	Kawasaki Ninja 400 188,5
15	78 J. FORAY	Kawasaki Ninja 400 188,2
16	20 D. LOUREIRO	Kawasaki Ninja 400 187,8
17	97 M. KAPPLER	KTM RC 390 R 187,8
18	88 B. IERACI	Kawasaki Ninja 400 187,8
19	27 F. ROVELLI	Kawasaki Ninja 400 187,5
20	99 F. GOMEZ	Kawasaki Ninja 400 186,9
21	85 K. SABATUCCI	Yamaha YZF-R3 185,9
22	25 A. VERDOIA	Yamaha YZF-R3 184,9
23	32 A. PELIKANOVA	Kawasaki Ninja 400 184,3
24	77 V. SCHWARZ	Kawasaki Ninja 400 182,7
25	61 Y. OKAYA	Kawasaki Ninja 400 175,6

SEG. 1		
1	82 J. HYDE	36.439
2	69 J. BUIS	36.446
3	99 F. GOMEZ	36.477
4	21 B. SANCHEZ	36.488
5	20 D. LOUREIRO	36.573
6	95 S. DEROUE	36.595
7	97 M. KAPPLER	36.639
8	72 V. STEEMAN	36.668
9	25 A. VERDOIA	36.696
10	88 B. IERACI	36.831
11	30 D. BLIN	36.838
12	14 E. DE LA VEGA	37.100
13	44 T. BRAMICH	37.226
14	3 M. PEDENEAU	37.488
15	93 A. QUINET	37.510
16	78 J. FORAY	37.640
17	27 F. ROVELLI	37.713
18	54 B. SOFUOGLU	37.932
19	65 J. FACCO	38.124
20	85 K. SABATUCCI	38.144
21	36 B. NEILA	38.253
22	77 V. SCHWARZ	38.528
23	12 R. DORE	38.587
24	32 A. PELIKANOVA	39.352

SEG. 2		
1	82 J. HYDE	18.048
2	21 B. SANCHEZ	18.075
3	99 F. GOMEZ	18.116
4	95 S. DEROUE	18.138
5	20 D. LOUREIRO	18.147
6	30 D. BLIN	18.202
7	97 M. KAPPLER	18.203
8	69 J. BUIS	18.272
9	88 B. IERACI	18.316
10	14 E. DE LA VEGA	18.359
11	25 A. VERDOIA	18.370
12	72 V. STEEMAN	18.428
13	44 T. BRAMICH	18.433
14	93 A. QUINET	18.473
15	65 J. FACCO	18.511
16	78 J. FORAY	18.567
17	3 M. PEDENEAU	18.577
18	36 B. NEILA	18.719
19	54 B. SOFUOGLU	18.746
20	12 R. DORE	18.839
21	85 K. SABATUCCI	18.843
22	27 F. ROVELLI	18.947
23	77 V. SCHWARZ	18.967
24	32 A. PELIKANOVA	19.237
25	61 Y. OKAYA	20.192

SEG. 3		
1	69 J. BUIS	30.826
2	95 S. DEROUE	30.850
3	25 A. VERDOIA	30.852
4	99 F. GOMEZ	30.928
5	97 M. KAPPLER	30.997
6	82 J. HYDE	31.000
7	14 E. DE LA VEGA	31.082
8	20 D. LOUREIRO	31.108
9	30 D. BLIN	31.170
10	21 B. SANCHEZ	31.172
11	88 B. IERACI	31.190
12	72 V. STEEMAN	31.198
13	44 T. BRAMICH	31.588
14	93 A. QUINET	31.886
15	3 M. PEDENEAU	31.979
16	78 J. FORAY	32.025
17	65 J. FACCO	32.204
18	27 F. ROVELLI	32.313
19	77 V. SCHWARZ	32.533
20	36 B. NEILA	32.536
21	54 B. SOFUOGLU	32.551
22	12 R. DORE	32.987
23	85 K. SABATUCCI	33.108
24	32 A. PELIKANOVA	33.815
25	61 Y. OKAYA	36.192

SEG. 4		
1	21 B. SANCHEZ	26.469
2	95 S. DEROUE	26.482
3	99 F. GOMEZ	26.637
4	69 J. BUIS	26.709
5	72 V. STEEMAN	26.878
6	14 E. DE LA VEGA	26.880
7	44 T. BRAMICH	27.021
8	82 J. HYDE	27.027
9	97 M. KAPPLER	27.040
10	65 J. FACCO	27.180
11	30 D. BLIN	27.194
12	88 B. IERACI	27.271
13	25 A. VERDOIA	27.313
14	3 M. PEDENEAU	27.363
15	77 V. SCHWARZ	27.447
16	93 A. QUINET	27.504
17	54 B. SOFUOGLU	27.521
18	78 J. FORAY	27.553
19	20 D. LOUREIRO	27.649
20	27 F. ROVELLI	27.663
21	36 B. NEILA	27.686
22	12 R. DORE	27.734
23	85 K. SABATUCCI	28.526
24	32 A. PELIKANOVA	28.805

13/04/2019

These data/results cannot be reproduced, stored and/or transmitted in whole or in part by any manner of electronic, mechanical, photocopying, recording, broadcasting or otherwise now known or herein after developed without the previous express consent by the copyright owner, except for reproduction in daily press and regular printed publications on sale to the public within 60 days of the event related to those data/results and always provided that copyright symbol appears together as follows below.

© DORNA WSBK ORGANIZATION Srl 2019



Official Fuel Supplier



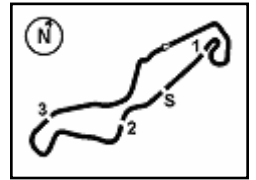
FICR PERUGIA TIMING

Official Tyre Supplier



SWISS WATCHES SINCE 1853

Official Timekeeper



TT Circuit Assen 4.542 m

Motul Dutch Round, 12-14 April 2019

Ideal Times Superpole Gr.B

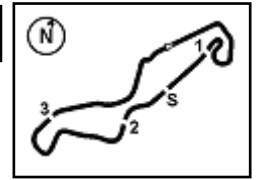
No.	Rider	Nat	Bike	Seg. 1	Seg. 2	Seg. 3	Seg. 4	Ideal Time		
				Diff. 1	Diff. 2	Diff. 3	Diff. 4	Best Lap	Pos.	Diff.
1	95 S. DEROUE	NED	Kawasaki Ninja 400	36.595	18.138 +0.048	30.850	26.482	1'52.065 1'52.113	1	0.048
2	99 F. GOMEZ	ESP	Kawasaki Ninja 400	36.477	18.116	30.928	26.637 +0.284	1'52.158 1'52.442	4	0.284
3	21 B. SANCHEZ	ESP	Kawasaki Ninja 400	36.488	18.075	31.172	26.469	1'52.204 1'52.204	2	
4	69 J. BUIS	NED	Kawasaki Ninja 400	36.446	18.272	30.826 +0.112	26.709	1'52.253 1'52.365	3	0.112
5	82 J. HYDE	AUS	Kawasaki Ninja 400	36.439	18.048	31.000	27.027 +0.229	1'52.514 1'52.743	5	0.229
6	97 M. KAPPLER	GER	KTM RC 390 R	36.639	18.203	30.997	27.040	1'52.879 1'52.879	6	
7	72 V. STEEMAN	NED	KTM RC 390 R	36.668	18.428 +0.394	31.198	26.878	1'53.172 1'53.566	11	0.394
8	25 A. VERDOIA	FRA	Yamaha YZF-R3	36.696	18.370	30.852	27.313 +0.014	1'53.231 1'53.245	7	0.014
9	30 D. BLIN	POL	Yamaha YZF-R3	36.838	18.202	31.170	27.194	1'53.404 1'53.404	8	
10	14 E. DE LA VEGA	FRA	Kawasaki Ninja 400	37.100	18.359	31.082	26.880 +0.138	1'53.421 1'53.559	10	0.138
11	20 D. LOUREIRO	RSA	Kawasaki Ninja 400	36.573	18.147	31.108	27.649	1'53.477 1'53.477	9	
12	88 B. IERACI	ITA	Kawasaki Ninja 400	36.831	18.316	31.190	27.271 +0.062	1'53.608 1'53.670	12	0.062
13	44 T. BRAMICH	AUS	Kawasaki Ninja 400	37.226 +0.177	18.433	31.588	27.021	1'54.268 1'54.445	13	0.177
14	93 A. QUINET	FRA	Honda CBR500R	37.510	18.473 +0.213	31.886 +0.468	27.504 +0.238	1'55.373 1'56.292	16	0.919
15	3 M. PEDENEAU	FRA	Yamaha YZF-R3	37.488	18.577 +0.256	31.979	27.363 +0.286	1'55.407 1'55.949	14	0.542
16	78 J. FORAY	FRA	Kawasaki Ninja 400	37.640	18.567 +0.356	32.025	27.553	1'55.785 1'56.141	15	0.356
17	65 J. FACCO	ITA	Yamaha YZF-R3	38.124 +0.223	18.511 +0.308	32.204	27.180	1'56.019 1'56.550	17	0.531
18	27 F. ROVELLI	ITA	Kawasaki Ninja 400	37.713	18.947 +0.003	32.313	27.663 +0.018	1'56.636 1'56.657	18	0.021
19	54 B. SOFUOGLU	TUR	Kawasaki Ninja 400	37.932	18.746 +0.030	32.551 +0.083	27.521	1'56.750 1'56.863	19	0.113
20	36 B. NEILA	ESP	Yamaha YZF-R3	38.253 +0.134	18.719 +0.030	32.536 +0.177	27.686 +0.056	1'57.194 1'57.591	20	0.397
21	77 V. SCHWARZ	CZE	Kawasaki Ninja 400	38.528	18.967	32.533	27.447 +0.931	1'57.475 1'58.406	21	0.931
22	12 R. DORE	FRA	Yamaha YZF-R3	38.587 +0.178	18.839	32.987 +1.048	27.734 +0.201	1'58.147 1'59.574	22	1.427
23	32 A. PELIKANOVA	CZE	Kawasaki Ninja 400	39.352 +0.012	19.237 +0.304	33.815	28.805	2'01.209 2'01.525	23	0.316
	85 K. SABATUCCI	ITA	Yamaha YZF-R3	One or more sectors missing						
	61 Y. OKAYA	JPN	Kawasaki Ninja 400	One or more sectors missing						
Overall Ideal Time				36.439	18.048	30.826	26.469	1'51.782		

13/04/2019

These data/results cannot be reproduced, stored and/or transmitted in whole or in part by any manner of electronic, mechanical, photocopying, recording, broadcasting or otherwise now known or herein after developed without the previous express consent by the copyright owner, except for reproduction in daily press and regular printed publications on sale to the public within 60 days of the event related to those data/results and always provided that copyright symbol appears together as follows below.

© DORNA WSBK ORGANIZATION Srl 2019





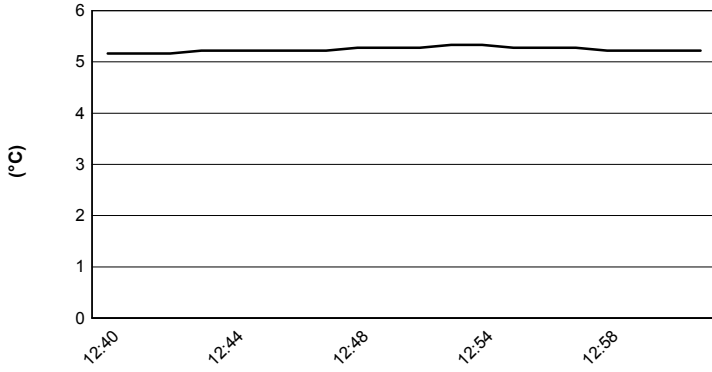
TT Circuit Assen 4.542 m

Motul Dutch Round, 12-14 April 2019

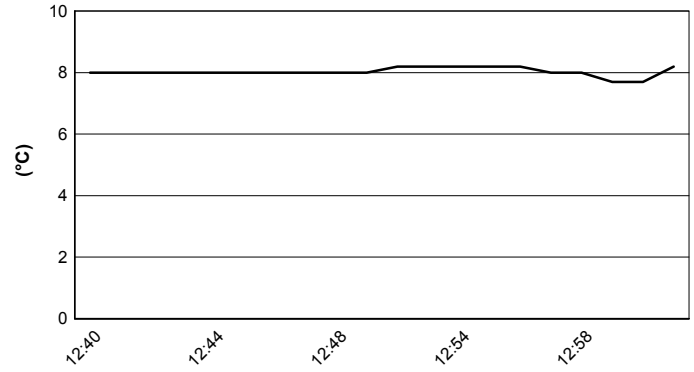
Weather Report Superpole Gr.B

Session started 12:40 - Session ended 13:02


Air Temperature



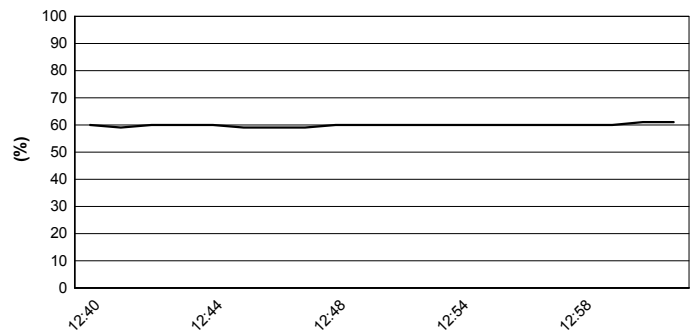
Track Temperature



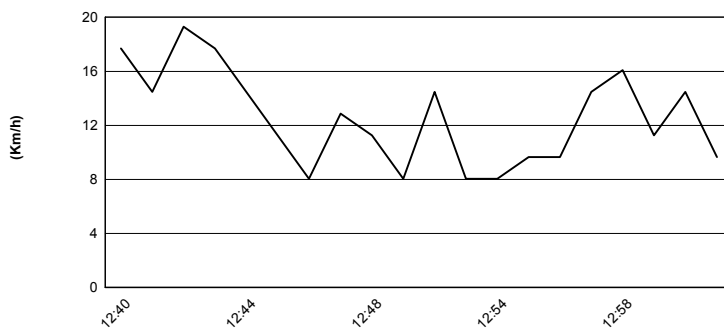
Air Pressure



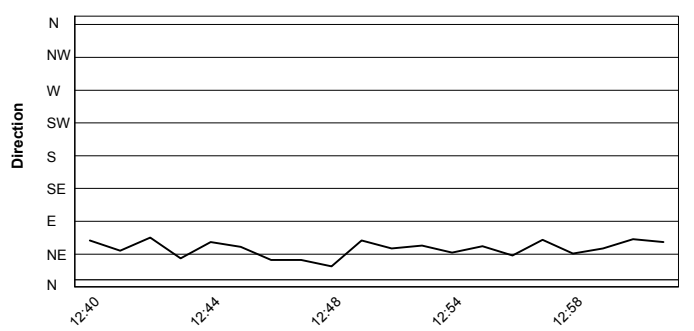
Humidity



Wind Speed



Wind Direction



13/04/2019

These data/results cannot be reproduced, stored and/or transmitted in whole or in part by any manner of electronic, mechanical, photocopying, recording, broadcasting or otherwise now known or herein after developed without the previous express consent by the copyright owner, except for reproduction in daily press and regular printed publications on sale to the public within 60 days of the event related to those data/results and always provided that copyright symbol appears together as follows below.

© DORNA WSBK ORGANIZATION Srl 2019



Official Fuel Supplier

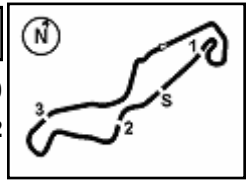


FICR PERUGIA TIMING

Official Tyre Supplier



Official Timekeeper



Motul Dutch Round, 12-14 April 2019

Best Laps & Speeds Gr.B

TT Circuit Assen 4.542 m

No.	Rider Bike	Nat	Best Lap		FP1		FP2		FP3		SP	
			LL	SPD	LL	SPD	LL	SPD	LL	SPD	LL	SPD
1	95 S. DEROUE Kawasaki Ninja 400	NED	1'51.618	30 193,5	1'54.257	3 183,9	1'51.618	14 189,1	1'52.116	7 191,8	1'52.113	6 193,5
2	72 V. STEEMAN KTM RC 390 R	NED	1'51.685	29 189,8	1'53.830	5 186,2	1'51.685	10 188,8	1'52.361	7 189,8	1'53.566	7 189,4
3	21 B. SANCHEZ Kawasaki Ninja 400	ESP	1'51.957	31 190,4	1'53.051	8	1'51.957	12 189,1	1'53.220	5 187,5	1'52.204	6 190,4
4	88 B. IERACI Kawasaki Ninja 400	ITA	1'51.981	35 193,9	1'53.217	10 190,1	1'52.434	12 191,8	1'51.981	7 193,9	1'53.670	6 187,8
5	14 E. DE LA VEGA Kawasaki Ninja 400	FRA	1'52.048	38 190,4	1'53.807	11 190,4	1'52.048	14 190,1	1'52.265	7 186,5	1'53.559	6 190,1
6	30 D. BLIN Yamaha YZF-R3	POL	1'52.100	38 191,8	1'55.061	14 190,1	1'52.100	14 188,1	1'53.713	7 185,5	1'53.404	3 191,8
7	20 D. LOUREIRO Kawasaki Ninja 400	RSA	1'52.102	26 189,4			1'52.710	13 187,5	1'52.102	7 189,4	1'53.477	6 187,8
8	97 M. KAPPLER KTM RC 390 R	GER	1'52.186	32 189,8	1'54.351	7 189,8	1'52.186	13 189,4	1'52.875	6 189,8	1'52.879	6 187,8
9	25 A. VERDOIA Yamaha YZF-R3	FRA	1'52.302	35 192,1	1'53.468	14 191,4	1'52.302	11 192,1	1'53.096	7 191,8	1'53.245	3 184,9
10	69 J. BUIS Kawasaki Ninja 400	NED	1'52.361	37 191,8	1'54.286	9 184,6	1'52.361	14 191,1	1'52.753	7 191,8	1'52.365	7 188,4
11	99 F. GOMEZ Kawasaki Ninja 400	ESP	1'52.442	29 188,1	1'54.430	13 187,8	1'53.393	4 187,5	1'53.237	5 188,1	1'52.442	7 186,8
12	54 B. SOFUOGLU Kawasaki Ninja 400	TUR	1'52.456	36 192,5	1'53.857	12 189,4	1'53.791	11 189,8	1'52.456	7 192,5	1'56.863	6 189,4
13	82 J. HYDE Kawasaki Ninja 400	AUS	1'52.743	28 189,4	1'55.895	12 186,5	1'55.247	3 185,2	1'54.601	7 186,8	1'52.743	6 189,4
14	3 M. PEDENEAU Yamaha YZF-R3	FRA	1'53.311	35 189,8	1'55.175	12 189,1	1'53.311	14 188,1	1'54.025	6 189,8	1'55.949	3 189,1
15	85 K. SABATUCCI Yamaha YZF-R3	ITA	1'53.372	25 191,1	1'53.372	14 191,1	1'53.372	9 190,1	1'57.919	2 189,1		
16	44 T. BRAMICH Kawasaki Ninja 400	AUS	1'53.413	32 189,8	1'59.369	5 185,5	1'53.477	13 186,8	1'53.413	7 189,8	1'54.445	7 189,8
17	36 B. NEILA Yamaha YZF-R3	ESP	1'53.435	40 191,8	1'57.906	11 183,3	1'54.284	15 186,8	1'53.435	7 190,4	1'57.591	7 191,8
18	61 Y. OKAYA Kawasaki Ninja 400	JPN	1'53.874	31 192,1	2'01.497	12 185,2	1'55.110	13 190,1	1'53.874	6 192,1		
19	65 J. FACCO Yamaha YZF-R3	ITA	1'54.045	37 190,1	1'55.558	10 188,8	1'54.045	13 188,1	1'56.017	7 185,8	1'56.550	7 190,1
20	78 J. FORAY Kawasaki Ninja 400	FRA	1'54.149	39 192,8	1'56.133	12 191,1	1'54.615	13 186,8	1'54.149	7 192,8	1'56.141	7 188,1
21	12 R. DORE Yamaha YZF-R3	FRA	1'54.906	40 189,8	1'58.226	13 186,2	1'54.906	13 187,1	1'55.829	7 189,8	1'59.574	7 188,4
22	27 F. ROVELLI Kawasaki Ninja 400	ITA	1'55.162	34 190,4	1'56.234	10 187,1	1'55.545	11 188,1	1'55.162	7 190,4	1'56.657	6 187,5
23	93 A. QUINET Honda CBR500R	FRA	1'56.015	36 189,1	1'56.998	12 181,8	1'56.015	12 186,2	1'56.323	5 187,5	1'56.292	7 189,1
24	77 V. SCHWARZ Kawasaki Ninja 400	CZE	1'57.301	38 188,1	1'59.086	12 181,2	1'57.540	13 182,4	1'57.301	7 188,1	1'58.406	6 182,7
25	32 A. PELIKANOVA Kawasaki Ninja 400	CZE	1'58.799	33 184,3	2'01.887	10 183,6	1'58.799	12 182,7	1'58.886	7 183,3	2'01.525	4 184,3

13/04/2019

These data/results cannot be reproduced, stored and/or transmitted in whole or in part by any manner of electronic, mechanical, photocopying, recording, broadcasting or otherwise now known or herein after developed without the previous express consent by the copyright owner, except for reproduction in daily press and regular printed publications on sale to the public within 60 days of the event related to those data/results and always provided that copyright symbol appears together as follows below.

© DORNA WSBK ORGANIZATION Srl 2019

