

Motul Dutch Round, 12-14 April 2019

Results Warm Up

No.	Rider	Nat	Team	Bike	Class	Time	Gap	Rel.	Laps	Speed	
										Avg	Max
1	18 M. GONZALEZ	ESP	Kawasaki ParkinGO Team	Kawasaki Ninja 400	A	1'50.219			7	148,352	195,3
2	41 J. JAHNIG	GER	Freudenberg KTM Junior Team	KTM RC 390 R	A	1'50.446	0.227	0.227	7	148,047	192,2
3	72 V. STEEMAN	NED	Freudenberg KTM Junior Team	KTM RC 390 R	B	1'50.463	0.244	0.017	7	148,024	194,6
4	99 F. GOMEZ	ESP	DS Junior Team	Kawasaki Ninja 400	B	1'50.634	0.415	0.171	3	147,795	196,7
5	95 S. DEROUÉ	NED	Kawasaki MOTOPOST	Kawasaki Ninja 400	B	1'50.642	0.423	0.008	6	147,785	193,5
6	8 M. PEREZ	ESP	Scuderia Maranga Racing	Kawasaki Ninja 400	A	1'50.691	0.472	0.049	7	147,719	195,3
7	25 A. VERDOÍA	FRA	BCD Yamaha MS Racing	Yamaha YZF-R3	B	1'51.160	0.941	0.469	3	147,096	191,8
8	42 M. GARCIA	ESP	DS Junior Team	Kawasaki Ninja 400	A	1'51.183	0.964	0.023	7	147,066	194,6
9	16 M. LUNA BAYEN	ESP	Kawasaki GP Project	Kawasaki Ninja 400	A	1'51.195	0.976	0.012	7	147,050	193,5
10	71 T. EDWARDS	AUS	Kawasaki ParkinGO Team	Kawasaki Ninja 400	A	1'51.212	0.993	0.017	7	147,027	191,8
11	97 M. KAPPLER	GER	Freudenberg KTM WorldSSP Team	KTM RC 390 R	B	1'51.370	1.151	0.158	7	146,819	195,3
12	11 K. ARDUINI	ITA	2R Racing Team	Kawasaki Ninja 400	A	1'51.419	1.200	0.049	7	146,754	191,8
13	88 B. IERACI	ITA	Kawasaki GP Project	Kawasaki Ninja 400	B	1'51.437	1.218	0.018	7	146,730	191,5
14	7 T. KAWAKAMI	BRA	BCD Yamaha MS Racing	Yamaha YZF-R3	A	1'51.465	1.246	0.028	7	146,694	191,2
15	1 A. CARRASCO	ESP	Kawasaki Provec WorldSSP300	Kawasaki Ninja 400	A	1'51.560	1.341	0.095	7	146,569	192,9
16	21 B. SANCHEZ	ESP	Scuderia Maranga Racing	Kawasaki Ninja 400	B	1'51.597	1.378	0.037	7	146,520	192,5
17	6 R. SCHOTMAN	NED	Kawasaki MOTOPOST	Kawasaki Ninja 400	A	1'51.677	1.458	0.080	7	146,415	191,8
18	64 H. DE CANCELLIS	FRA	Team Trasimeno	Yamaha YZF-R3	A	1'51.810	1.591	0.133	7	146,241	187,2
19	20 D. LOUREIRO	RSA	Nutec - RT Motorsports by SKM - Kawasaki	Kawasaki Ninja 400	B	1'51.899	1.680	0.089	7	146,125	189,5
20	47 F. HERNANDEZ MOYANO	ESP	BCD Yamaha MS Racing	Yamaha YZF-R3	A	1'51.948	1.729	0.049	7	146,061	193,2
21	14 E. DE LA VEGA	FRA	Flembo Leader Team	Kawasaki Ninja 400	B	1'51.971	1.752	0.023	7	146,031	190,8
22	69 J. BUIS	NED	MTM Racing Team	Kawasaki Ninja 400	B	1'51.975	1.756	0.004	7	146,025	192,5
23	22 N. KALININ	UKR	Nutec - RT Motorsports by SKM - Kawasaki	Kawasaki Ninja 400	A	1'51.994	1.775	0.019	3	146,001	189,1
24	82 J. HYDE	AUS	2R Racing Team	Kawasaki Ninja 400	B	1'52.013	1.794	0.019	7	145,976	190,8
25	15 M. BASTIANELLI	ITA	Prodina IRCOS Kawasaki	Kawasaki Ninja 400	A	1'52.241	2.022	0.228	4	145,679	190,8
26	44 T. BRAMICH	AUS	Carl Cox-RT Motorsports by SKM-Kawasaki	Kawasaki Ninja 400	B	1'52.412	2.193	0.171	7	145,458	194,9
27	28 O. BONOLI	ITA	Team Trasimeno	Yamaha YZF-R3	A	1'52.426	2.207	0.014	7	145,440	189,5
28	55 G. HENDRA PRATAMA	INA	Semakin Di Depan Biblion Motocrossing	Yamaha YZF-R3	A	1'52.471	2.252	0.045	7	145,381	185,6
29	3 M. PEDENEAU	FRA	Team MHP Racing-Patrick Pons	Yamaha YZF-R3	B	1'52.551	2.332	0.080	7	145,278	193,5
30	52 O. KÖNIG	CZE	ACCR Czech Talent Team - Willi Race	Kawasaki Ninja 400	A	1'52.766	2.547	0.215	7	145,001	190,8
31	13 D. IOZZO	RSA	Nutec - RT Motorsports by SKM - Kawasaki	Kawasaki Ninja 400	A	1'53.429	3.210	0.663	7	144,154	189,5
32	17 K. MEUFFELS	NED	Freudenberg KTM WorldSSP Team	KTM RC 390 R	A	1'53.951	3.732	0.522	3	143,493	193,2
33	79 T. ALONSO	POR	Kawasaki GP Project	Kawasaki Ninja 400	A	1'54.185	3.966	0.234	7	143,199	187,2
34	30 D. BLIN	POL	Terra e Moto	Yamaha YZF-R3	B	1'54.443	4.224	0.258	7	142,876	185,6
35	33 K. HARTMANN	FRA	Team MHP Racing-Patrick Pons	Yamaha YZF-R3	A				0		

AIR	Humidity:	74%	Temp:	4°C
TRACK	Condition:	Dry	Temp:	3°C

Records	Pole (SP2)	2018	M.Perez	1'50.165	148,420	Km/h
	Race (RC)	2018	A.Carrasco	1'50.483	148,000	Km/h
	All Times (SP2)	2018	M.Perez	1'50.165	148,420	Km/h

Start 14/04/2019 09:50 End 10:06 The results are provisional until the end of the time limit for protests and appeals and the completion of the technical checks.

These data/results cannot be reproduced, stored and/or transmitted in whole or in part by any manner of electronic, mechanical, photocopying, recording, broadcasting or otherwise now known or herein after developed without the previous express consent by the copyright owner, except for reproduction in daily press and regular printed publications on sale to the public within 60 days of the event related to those data/results and always provided that copyright symbol appears together as follows below.

© DORNA WSBK ORGANIZATION Srl 2019



Official Fuel Supplier

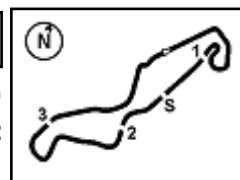


PIRELLI

Official Tyre Supplier



Official Timekeeper



Motul Dutch Round, 12-14 April 2019

Results Warm Up

Session Highlights

Local Time	No. Rider	Description
09.50.00		Start
09.56.57	7 T. KAWAKAMI	Lap Cancelled (1'57.426) - Exceeded Track Limits - Turn 17
09.57.14	7 T. KAWAKAMI	Current Lap Cancelled - Exceeded Track Limits - Turn 17
09.59.50	22 N. KALININ	Crashed - Turn 8
09.59.51	99 F. GOMEZ	Crashed - Turn 8
09.59.51	15 M. BASTIANELLI	Crashed - Turn 8
10.00.02	15 M. BASTIANELLI	Re-joined
10.02.15	6 R. SCHOTMAN	Lap Cancelled (1'53.420) - Exceeded Track Limits - Turn 17
10.04.14	69 J. BUIS	Lap Cancelled (1'53.033) - Exceeded Track Limits - Turn 17
10.04.26	30 D. BLIN	Lap Cancelled (1'56.441) - Exceeded Track Limits - Turn 17
10.05.43	41 J. JAHNIG	Lap Cancelled (1'50.757) - Exceeded Track Limits - Turn 17
10.06.00	95 S. DEROUE	Crashed - Turn 15
10.06.18	42 M. GARCIA	Lap Cancelled (1'53.323) - Exceeded Track Limits - Turn 17
10.06.31		End Of Session

Fastest Laps Sequence

No.	Rider	Nat	Team	Bike	Local Time	Time	Gap	Avg
95	S. DEROUE	NED	Kawasaki MOTOPOST	Kawasaki Ninja 400	09:54'06.562	1'50.642		147,785
99	F. GOMEZ	ESP	DS Junior Team	Kawasaki Ninja 400	09:57'59.068	1'50.634	-0.008	147,795
41	J. JAHNIG	GER	Freudenberg KTM Junior Team	KTM RC 390 R	09:58'10.925	1'50.446	-0.188	148,047
18	M. GONZALEZ	ESP	Kawasaki ParkinGO Team	Kawasaki Ninja 400	10:01'47.737	1'50.433	-0.013	148,064
18	M. GONZALEZ	ESP	Kawasaki ParkinGO Team	Kawasaki Ninja 400	10:03'37.956	1'50.219	-0.214	148,352

14/04/2019 Start 09:50 End 10:06 The results are provisional until the end of the time limit for protests and appeals and the completion of the technical checks.

These data/results cannot be reproduced, stored and/or transmitted in whole or in part by any manner of electronic, mechanical, photocopying, recording, broadcasting or otherwise now known or herein after developed without the previous express consent by the copyright owner, except for reproduction in daily press and regular printed publications on sale to the public within 60 days of the event related to those data/results and always provided that copyright symbol appears together as follows below.

© DORNA WSBK ORGANIZATION Srl 2019



Official Fuel Supplier



PIRELLI

Official Tyre Supplier



Official Timekeeper

Motul Dutch Round, 12-14 April 2019

Best Sectors & Speed Warm Up

BEST LAP		
1	18 M. GONZALEZ	Kawasaki Ninja 400 1'50.219
2	41 J. JAHNIG	KTM RC 390 R 1'50.446
3	72 V. STEEMAN	KTM RC 390 R 1'50.463
4	99 F. GOMEZ	Kawasaki Ninja 400 1'50.634
5	95 S. DEROUE	Kawasaki Ninja 400 1'50.642
6	8 M. PEREZ	Kawasaki Ninja 400 1'50.691
7	25 A. VERDOÍA	Yamaha YZF-R3 1'51.160
8	42 M. GARCIA	Kawasaki Ninja 400 1'51.183
9	16 M. LUNA BAYEN	Kawasaki Ninja 400 1'51.195
10	71 T. EDWARDS	Kawasaki Ninja 400 1'51.212
11	97 M. KAPPLER	KTM RC 390 R 1'51.370
12	11 K. ARDUINI	Kawasaki Ninja 400 1'51.419
13	88 B. IERACI	Kawasaki Ninja 400 1'51.437
14	7 T. KAWAKAMI	Yamaha YZF-R3 1'51.465
15	1 A. CARRASCO	Kawasaki Ninja 400 1'51.560
16	21 B. SANCHEZ	Kawasaki Ninja 400 1'51.597
17	6 R. SCHOTMAN	Kawasaki Ninja 400 1'51.677
18	64 H. DE CANCELLIS	Yamaha YZF-R3 1'51.810
19	20 D. LOUREIRO	Kawasaki Ninja 400 1'51.899
20	47 F. HERNANDEZ MOYANO	Yamaha YZF-R3 1'51.948
21	14 E. DE LA VEGA	Kawasaki Ninja 400 1'51.971
22	69 J. BUIS	Kawasaki Ninja 400 1'51.975
23	22 N. KALININ	Kawasaki Ninja 400 1'51.994
24	82 J. HYDE	Kawasaki Ninja 400 1'52.013
25	15 M. BASTIANELLI	Kawasaki Ninja 400 1'52.241
26	44 T. BRAMICH	Kawasaki Ninja 400 1'52.412
27	28 O. BONOLI	Yamaha YZF-R3 1'52.426
28	55 G. HENDRA PRATAMA	Yamaha YZF-R3 1'52.471
29	3 M. PEDENEAU	Yamaha YZF-R3 1'52.551
30	52 O. KÖNIG	Kawasaki Ninja 400 1'52.766
31	13 D. IOZZO	Kawasaki Ninja 400 1'53.429
32	17 K. MEUFFELS	KTM RC 390 R 1'53.951
33	79 T. ALONSO	Kawasaki Ninja 400 1'54.185
34	30 D. BLIN	Yamaha YZF-R3 1'54.443
35	33 K. HARTMANN	Yamaha YZF-R3

SPEED		
1	99 F. GOMEZ	Kawasaki Ninja 400 196,7
2	18 M. GONZALEZ	Kawasaki Ninja 400 195,3
3	97 M. KAPPLER	KTM RC 390 R 195,3
4	8 M. PEREZ	Kawasaki Ninja 400 195,3
5	44 T. BRAMICH	Kawasaki Ninja 400 194,9
6	72 V. STEEMAN	KTM RC 390 R 194,6
7	42 M. GARCIA	Kawasaki Ninja 400 194,6
8	3 M. PEDENEAU	Yamaha YZF-R3 193,5
9	95 S. DEROUE	Kawasaki Ninja 400 193,5
10	16 M. LUNA BAYEN	Kawasaki Ninja 400 193,5
11	17 K. MEUFFELS	KTM RC 390 R 193,2
12	47 F. HERNANDEZ MOYANO	Yamaha YZF-R3 193,2
13	1 A. CARRASCO	Kawasaki Ninja 400 192,9
14	69 J. BUIS	Kawasaki Ninja 400 192,5
15	21 B. SANCHEZ	Kawasaki Ninja 400 192,5
16	41 J. JAHNIG	KTM RC 390 R 192,2
17	25 A. VERDOÍA	Yamaha YZF-R3 191,8
18	6 R. SCHOTMAN	Kawasaki Ninja 400 191,8
19	71 T. EDWARDS	Kawasaki Ninja 400 191,8
20	11 K. ARDUINI	Kawasaki Ninja 400 191,8
21	88 B. IERACI	Kawasaki Ninja 400 191,5
22	7 T. KAWAKAMI	Yamaha YZF-R3 191,2
23	14 E. DE LA VEGA	Kawasaki Ninja 400 190,8
24	15 M. BASTIANELLI	Kawasaki Ninja 400 190,8
25	52 O. KÖNIG	Kawasaki Ninja 400 190,8
26	82 J. HYDE	Kawasaki Ninja 400 190,8
27	20 D. LOUREIRO	Kawasaki Ninja 400 189,5
28	28 O. BONOLI	Yamaha YZF-R3 189,5
29	13 D. IOZZO	Kawasaki Ninja 400 189,5
30	22 N. KALININ	Kawasaki Ninja 400 189,1
31	79 T. ALONSO	Kawasaki Ninja 400 187,2
32	64 H. DE CANCELLIS	Yamaha YZF-R3 187,2
33	55 G. HENDRA PRATAMA	Yamaha YZF-R3 185,6
34	30 D. BLIN	Yamaha YZF-R3 185,6

SEG. 1	
1	72 V. STEEMAN 35.752
2	18 M. GONZALEZ 35.777
3	41 J. JAHNIG 35.893
4	95 S. DEROUE 36.008
5	99 F. GOMEZ 36.032
6	88 B. IERACI 36.035
7	16 M. LUNA BAYEN 36.065
8	1 A. CARRASCO 36.087
9	8 M. PEREZ 36.119
10	11 K. ARDUINI 36.125
11	20 D. LOUREIRO 36.178
12	6 R. SCHOTMAN 36.217
13	69 J. BUIS 36.218
14	25 A. VERDOÍA 36.231
15	71 T. EDWARDS 36.231
16	42 M. GARCIA 36.233
17	97 M. KAPPLER 36.261
18	21 B. SANCHEZ 36.334
19	14 E. DE LA VEGA 36.360
20	64 H. DE CANCELLIS 36.375
21	7 T. KAWAKAMI 36.391
22	55 G. HENDRA PRATAMA 36.395
23	47 F. HERNANDEZ MOYAN 36.408
24	13 D. IOZZO 36.455
25	82 J. HYDE 36.456
26	15 M. BASTIANELLI 36.473
27	44 T. BRAMICH 36.488
28	28 O. BONOLI 36.518
29	22 N. KALININ 36.523
30	52 O. KÖNIG 36.532
31	3 M. PEDENEAU 36.582
32	30 D. BLIN 36.807
33	79 T. ALONSO 36.919
34	17 K. MEUFFELS 37.173

SEG. 2	
1	99 F. GOMEZ 17.558
2	18 M. GONZALEZ 17.702
3	8 M. PEREZ 17.797
4	16 M. LUNA BAYEN 17.835
5	95 S. DEROUE 17.839
6	42 M. GARCIA 17.842
7	41 J. JAHNIG 17.848
8	71 T. EDWARDS 17.868
9	97 M. KAPPLER 17.873
10	47 F. HERNANDEZ MOYAN 17.893
11	25 A. VERDOÍA 17.902
12	11 K. ARDUINI 17.906
13	88 B. IERACI 17.924
14	7 T. KAWAKAMI 17.937
15	44 T. BRAMICH 17.950
16	72 V. STEEMAN 17.957
17	1 A. CARRASCO 17.966
18	6 R. SCHOTMAN 17.999
19	21 B. SANCHEZ 18.014
20	14 E. DE LA VEGA 18.026
21	28 O. BONOLI 18.029
22	82 J. HYDE 18.043
23	3 M. PEDENEAU 18.048
24	15 M. BASTIANELLI 18.082
25	20 D. LOUREIRO 18.094
26	13 D. IOZZO 18.109
27	17 K. MEUFFELS 18.123
28	64 H. DE CANCELLIS 18.156
29	22 N. KALININ 18.190
30	52 O. KÖNIG 18.233
31	69 J. BUIS 18.245
32	55 G. HENDRA PRATAMA 18.254
33	79 T. ALONSO 18.281
34	30 D. BLIN 18.413

SEG. 3	
1	97 M. KAPPLER 30.275
2	72 V. STEEMAN 30.372
3	18 M. GONZALEZ 30.397
4	1 A. CARRASCO 30.475
5	8 M. PEREZ 30.513
6	95 S. DEROUE 30.527
7	41 J. JAHNIG 30.534
8	25 A. VERDOÍA 30.586
9	16 M. LUNA BAYEN 30.609
10	71 T. EDWARDS 30.610
11	88 B. IERACI 30.621
12	64 H. DE CANCELLIS 30.624
13	69 J. BUIS 30.658
14	99 F. GOMEZ 30.665
15	7 T. KAWAKAMI 30.667
16	11 K. ARDUINI 30.680
17	22 N. KALININ 30.700
18	44 T. BRAMICH 30.703
19	82 J. HYDE 30.704
20	42 M. GARCIA 30.708
21	20 D. LOUREIRO 30.732
22	55 G. HENDRA PRATAMA 30.783
23	14 E. DE LA VEGA 30.795
24	28 O. BONOLI 30.795
25	21 B. SANCHEZ 30.821
26	6 R. SCHOTMAN 30.851
27	47 F. HERNANDEZ MOYAN 30.875
28	15 M. BASTIANELLI 30.934
29	79 T. ALONSO 31.072
30	13 D. IOZZO 31.101
31	52 O. KÖNIG 31.197
32	3 M. PEDENEAU 31.216
33	17 K. MEUFFELS 31.477
34	30 D. BLIN 31.898

SEG. 4	
1	18 M. GONZALEZ 25.787
2	41 J. JAHNIG 25.939
3	95 S. DEROUE 26.112
4	8 M. PEREZ 26.160
5	16 M. LUNA BAYEN 26.163
6	99 F. GOMEZ 26.186
7	42 M. GARCIA 26.213
8	72 V. STEEMAN 26.229
9	21 B. SANCHEZ 26.249
10	11 K. ARDUINI 26.254
11	1 A. CARRASCO 26.261
12	7 T. KAWAKAMI 26.313
13	14 E. DE LA VEGA 26.328
14	97 M. KAPPLER 26.416
15	25 A. VERDOÍA 26.441
16	47 F. HERNANDEZ MOYAN 26.495
17	71 T. EDWARDS 26.503
18	6 R. SCHOTMAN 26.555
19	52 O. KÖNIG 26.557
20	82 J. HYDE 26.567
21	64 H. DE CANCELLIS 26.568
22	20 D. LOUREIRO 26.570
23	22 N. KALININ 26.581
24	44 T. BRAMICH 26.595
25	15 M. BASTIANELLI 26.618
26	3 M. PEDENEAU 26.657
27	88 B. IERACI 26.674
28	69 J. BUIS 26.710
29	13 D. IOZZO 26.737
30	17 K. MEUFFELS 26.810
31	28 O. BONOLI 26.854
32	55 G. HENDRA PRATAMA 26.860
33	79 T. ALONSO 27.104
34	30 D. BLIN 27.325

14/04/2019

These data/results cannot be reproduced, stored and/or transmitted in whole or in part by any manner of electronic, mechanical, photocopying, recording, broadcasting or otherwise now known or herein after developed without the previous express consent by the copyright owner, except for reproduction in daily press and regular printed publications on sale to the public within 60 days of the event related to those data/results and always provided that copyright symbol appears together as follows below.

© DORNA WSBK ORGANIZATION Srl 2019



Official Fuel Supplier

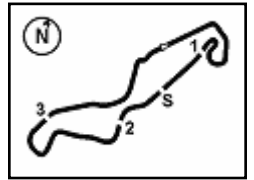


FICR PERUGIA TIMING

Official Tyre Supplier



Official Timekeeper



TT Circuit Assen 4.542 m
1 / 2

Motul Dutch Round, 12-14 April 2019

Ideal Times Warm Up

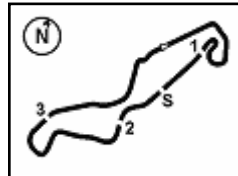
No.	Rider	Nat	Bike	Seg. 1 Diff. 1	Seg. 2 Diff. 2	Seg. 3 Diff. 3	Seg. 4 Diff. 4	Ideal Time		
								Best Lap	Pos.	Diff.
1	18 M. GONZALEZ	ESP	Kawasaki Ninja 400	35.777 +0.193	17.702 +0.192	30.397 +0.171	25.787	1'49.663 1'50.219	1	0.556
2	41 J. JAHNIG	GER	KTM RC 390 R	35.893 +0.117	17.848 +0.115	30.534	25.939	1'50.214 1'50.446	2	0.232
3	72 V. STEEMAN	NED	KTM RC 390 R	35.752	17.957 +0.124	30.372 +0.029	26.229	1'50.310 1'50.463	3	0.153
4	99 F. GOMEZ	ESP	Kawasaki Ninja 400	36.032	17.558	30.665 +0.010	26.186 +0.183	1'50.441 1'50.634	4	0.193
5	95 S. DEROUÉ	NED	Kawasaki Ninja 400	36.008 +0.156	17.839	30.527	26.112	1'50.486 1'50.642	5	0.156
6	8 M. PEREZ	ESP	Kawasaki Ninja 400	36.119	17.797 +0.102	30.513	26.160	1'50.589 1'50.691	6	0.102
7	16 M. LUNA BAYEN	ESP	Kawasaki Ninja 400	36.065	17.835 +0.178	30.609	26.163 +0.345	1'50.672 1'51.195	9	0.523
8	1 A. CARRASCO	ESP	Kawasaki Ninja 400	36.087 +0.316	17.966	30.475	26.261 +0.455	1'50.789 1'51.560	15	0.771
9	97 M. KAPPLER	GER	KTM RC 390 R	36.261 +0.304	17.873 +0.144	30.275	26.416 +0.097	1'50.825 1'51.370	11	0.545
10	11 K. ARDUINI	ITA	Kawasaki Ninja 400	36.125	17.906 +0.060	30.680 +0.017	26.254 +0.377	1'50.965 1'51.419	12	0.454
11	42 M. GARCIA	ESP	Kawasaki Ninja 400	36.233 +0.020	17.842	30.708 +0.102	26.213 +0.065	1'50.996 1'51.183	8	0.187
12	25 A. VERDOÑA	FRA	Yamaha YZF-R3	36.231	17.902	30.586	26.441	1'51.160 1'51.160	7	
13	71 T. EDWARDS	AUS	Kawasaki Ninja 400	36.231	17.868	30.610	26.503	1'51.212 1'51.212	10	
14	88 B. IERACI	ITA	Kawasaki Ninja 400	36.035 +0.069	17.924 +0.114	30.621	26.674	1'51.254 1'51.437	13	0.183
15	7 T. KAWAKAMI	BRA	Yamaha YZF-R3	36.391	17.937 +0.157	30.667	26.313	1'51.308 1'51.465	14	0.157
16	21 B. SANCHEZ	ESP	Kawasaki Ninja 400	36.334	18.014 +0.003	30.821 +0.121	26.249 +0.055	1'51.418 1'51.597	16	0.179
17	14 E. DE LA VEGA	FRA	Kawasaki Ninja 400	36.360 +0.420	18.026	30.795 +0.042	26.328	1'51.509 1'51.971	21	0.462
18	20 D. LOUREIRO	RSA	Kawasaki Ninja 400	36.178 +0.001	18.094 +0.136	30.732	26.570 +0.188	1'51.574 1'51.899	19	0.325
19	6 R. SCHOTMAN	NED	Kawasaki Ninja 400	36.217	17.999	30.851 +0.024	26.555 +0.031	1'51.622 1'51.677	17	0.055
20	47 F. HERNANDEZ MOYA	ESP	Yamaha YZF-R3	36.408	17.893	30.875	26.495 +0.277	1'51.671 1'51.948	20	0.277
21	64 H. DE CANCELLIS	FRA	Yamaha YZF-R3	36.375	18.156 +0.087	30.624	26.568	1'51.723 1'51.810	18	0.087
22	44 T. BRAMICH	AUS	Kawasaki Ninja 400	36.488 +0.434	17.950 +0.242	30.703	26.595	1'51.736 1'52.412	26	0.676
23	82 J. HYDE	AUS	Kawasaki Ninja 400	36.456 +0.091	18.043 +0.034	30.704	26.567 +0.118	1'51.770 1'52.013	24	0.243
24	69 J. BUIS	NED	Kawasaki Ninja 400	36.218	18.245 +0.018	30.658 +0.085	26.710 +0.041	1'51.831 1'51.975	22	0.144
25	22 N. KALININ	UKR	Kawasaki Ninja 400	36.523	18.190	30.700	26.581	1'51.994 1'51.994	23	
26	15 M. BASTIANELLI	ITA	Kawasaki Ninja 400	36.473 +0.092	18.082	30.934 +0.042	26.618	1'52.107 1'52.241	25	0.134
27	28 O. BONOLI	ITA	Yamaha YZF-R3	36.518 +0.025	18.029 +0.196	30.795 +0.009	26.854	1'52.196 1'52.426	27	0.230
28	55 G. HENDRA PRATAMA	INA	Yamaha YZF-R3	36.395 +0.128	18.254 +0.022	30.783 +0.029	26.860	1'52.292 1'52.471	28	0.179
29	13 D. IOZZO	RSA	Kawasaki Ninja 400	36.455 +0.585	18.109 +0.442	31.101	26.737	1'52.402 1'53.429	31	1.027
30	3 M. PEDENEAU	FRA	Yamaha YZF-R3	36.582 +0.048	18.048	31.216	26.657	1'52.503 1'52.551	29	0.048
31	52 O. KÖNIG	CZE	Kawasaki Ninja 400	36.532	18.233 +0.100	31.197	26.557 +0.147	1'52.519 1'52.766	30	0.247
32	79 T. ALONSO	POR	Kawasaki Ninja 400	36.919 +0.707	18.281 +0.102	31.072	27.104	1'53.376 1'54.185	33	0.809
33	17 K. MEUFFELS	NED	KTM RC 390 R	37.173	18.123 +0.169	31.477 +0.130	26.810 +0.069	1'53.583 1'53.951	32	0.368

14/04/2019

These data/results cannot be reproduced, stored and/or transmitted in whole or in part by any manner of electronic, mechanical, photocopying, recording, broadcasting or otherwise now known or herein after developed without the previous express consent by the copyright owner, except for reproduction in daily press and regular printed publications on sale to the public within 60 days of the event related to those data/results and always provided that copyright symbol appears together as follows below.

© DORNA WSBK ORGANIZATION Srl 2019





TT Circuit Assen 4.542 m

2 / 2

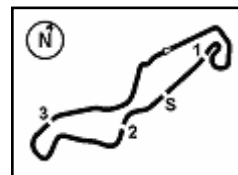
Motul Dutch Round, 12-14 April 2019

Ideal Times Warm Up

No.	Rider	Nat	Bike	Seg. 1	Seg. 2	Seg. 3	Seg. 4	Ideal Time		
				Diff. 1	Diff. 2	Diff. 3	Diff. 4	Best Lap	Pos.	Diff.
34	30 D. BLIN	POL	Yamaha YZF-R3	36.807	18.413	31.898	27.325	1'54.443	34	
	33 K. HARTMANN	FRA	Yamaha YZF-R3	One or more sectors missing						
Overall Ideal Time				35.752	17.558	30.275	25.787	1'49.372		

14/04/2019
 These data/results cannot be reproduced, stored and/or transmitted in whole or in part by any manner of electronic, mechanical, photocopying, recording, broadcasting or otherwise now known or herein after developed without the previous express consent by the copyright owner, except for reproduction in daily press and regular printed publications on sale to the public within 60 days of the event related to those data/results and always provided that copyright symbol appears together as follows below.
 © DORNA WSBK ORGANIZATION Srl 2019





Motul Dutch Round, 12-14 April 2019

Chronological Analysis Warm Up

1° 18 M. GONZALEZ (1'50.219)							
Lap	Seg.1	Seg.2	Seg.3	Seg.4	Lap Time	km/h	Local Time
1		19.182	32.892	29.421		185,9	9:52'26.158
2	36.119	17.877	31.079	26.207	1'51.282	195,3	9:54'17.440
3	36.080	17.928	30.674	29.095	1'53.777	189,5	9:56'11.217
4	35.934	17.702	31.570	29.859	1'55.065	194,2	9:58'06.282
5	35.986	17.813	30.718	26.505	1'51.022	191,8	9:59'57.304
6	35.777	17.923	30.631	26.102	1'50.433	188,5	10:01'47.737
7	35.970	17.894	30.568	25.787	1'50.219	190,5	10:03'37.956
8	36.193	17.952	30.397	26.399	1'50.941	189,1	10:05'28.897

7° 25 A. VERDOÍA (1'51.160)							
Lap	Seg.1	Seg.2	Seg.3	Seg.4	Lap Time	km/h	Local Time
1		19.152	32.812	27.689		188,2	9:52'24.564
2	37.243	18.605	31.328	26.448	1'53.624	191,5	9:54'18.188
3	36.231	17.902	30.586	26.441	1'51.160	191,8	9:56'09.348
4	36.873	18.331	31.962	38.701	2'05.867P	188,8	9:58'15.215

2° 41 J. JAHNIG (1'50.446)							
Lap	Seg.1	Seg.2	Seg.3	Seg.4	Lap Time	km/h	Local Time
1		18.136	31.517	26.588		192,2	9:52'33.377
2	36.779	18.179	31.204	26.928	1'53.090	187,5	9:54'26.467
3	36.574	18.134	32.354	26.950	1'54.012	185,9	9:56'20.479
4	36.010	17.963	30.534	25.939	1'50.446	188,2	9:58'10.925
5	35.893	17.848	30.976	26.488	1'51.205	189,5	10:00'02.130
6	36.360	17.983	30.862	26.517	1'51.722	185,9	10:01'53.852
7	36.771	18.178	30.776	27.434	1'53.159	185,9	10:03'47.011
8	36.215	17.917	30.750	25.875	1'50.757C	189,5	10:05'37.768

8° 42 M. GARCIA (1'51.183)							
Lap	Seg.1	Seg.2	Seg.3	Seg.4	Lap Time	km/h	Local Time
1		18.729	33.131	28.981		186,2	9:52'26.896
2	36.461	18.182	30.788	26.394	1'51.825	190,1	9:54'18.721
3	36.253	17.842	30.810	26.278	1'51.183	194,6	9:56'09.904
4	37.048	18.397	31.552	30.644	1'57.641	188,2	9:58'07.545
5	36.796	19.190	32.849	26.472	1'55.307	182,1	10:00'02.852
6	36.233	18.106	31.048	26.341	1'51.728	190,5	10:01'54.580
7	36.478	18.013	30.708	26.213	1'51.412	189,5	10:03'45.992
8	36.255	18.284	32.223	26.561	1'53.323C	185,9	10:05'39.315

3° 72 V. STEEMAN (1'50.463)							
Lap	Seg.1	Seg.2	Seg.3	Seg.4	Lap Time	km/h	Local Time
1		18.542	31.568	26.816		185,6	9:52'36.655
2	36.252	18.130	30.631	26.320	1'51.333	194,6	9:54'27.988
3	35.779	18.003	30.536	26.734	1'51.052	192,5	9:56'19.040
4	36.021	18.296	30.576	26.860	1'51.753	186,5	9:58'10.793
5	36.225	17.957	30.846	26.614	1'51.642	191,8	10:00'02.435
6	36.291	18.068	30.555	26.746	1'51.660	189,8	10:01'54.095
7	35.812	18.147	30.372	26.455	1'50.786	185,9	10:03'44.881
8	35.752	18.081	30.401	26.229	1'50.463	186,5	10:05'35.344

9° 16 M. LUNA BAYEN (1'51.195)							
Lap	Seg.1	Seg.2	Seg.3	Seg.4	Lap Time	km/h	Local Time
1		20.287	33.621	27.296		177,9	9:52'15.253
2	36.434	18.064	31.081	26.802	1'52.381	191,5	9:54'07.634
3	36.704	17.835	30.849	26.163	1'51.551	191,2	9:55'59.185
4	36.065	18.013	30.609	26.508	1'51.195	190,5	9:57'50.380
5	37.324	18.396	33.731	33.220	2'02.671	186,2	9:59'53.051
6	36.511	18.091	31.088	27.230	1'52.920	190,8	10:01'45.971
7	36.900	18.070	31.092	26.306	1'52.368	191,2	10:03'38.339
8	36.522	18.019	31.087	26.620	1'52.248	193,5	10:05'30.587

4° 99 F. GOMEZ (1'50.634)							
Lap	Seg.1	Seg.2	Seg.3	Seg.4	Lap Time	km/h	Local Time
1		18.768	33.078	28.189		188,8	9:52'25.462
2	36.628	17.917	30.889	26.597	1'52.031	193,2	9:54'17.493
3	36.397	17.693	30.665	26.186	1'50.941	190,5	9:56'08.434
4	36.032	17.558	30.675	26.369	1'50.634	192,2	9:57'59.068

10° 71 T. EDWARDS (1'51.212)							
Lap	Seg.1	Seg.2	Seg.3	Seg.4	Lap Time	km/h	Local Time
1		18.986	32.280	27.007		185,6	9:52'13.482
2	37.053	18.142	31.292	27.345	1'53.832	186,2	9:54'07.314
3	36.682	17.946	30.886	26.524	1'52.038	188,8	9:55'59.352
4	36.231	17.868	30.610	26.503	1'51.212	190,1	9:57'50.564
5	38.523	18.482	32.509	33.500	2'03.014	186,5	9:59'53.578
6	37.243	17.954	30.904	26.979	1'53.080	187,2	10:01'46.658
7	36.988	18.091	30.853	26.506	1'52.438	191,8	10:03'39.096
8	37.077	17.989	31.311	28.964	1'55.341	188,8	10:05'34.437

5° 95 S. DEROUÉ (1'50.642)							
Lap	Seg.1	Seg.2	Seg.3	Seg.4	Lap Time	km/h	Local Time
1		18.257	32.892	26.577		188,2	9:52'15.920
2	36.164	17.839	30.527	26.112	1'50.642	191,5	9:54'06.562
3	36.014	18.183	30.733	26.803	1'51.733	186,5	9:55'58.295
4	36.218	18.435	30.648	27.358	1'52.659	184,6	9:57'50.954
5	37.476	18.469	32.539	31.720	2'00.204	184,3	9:59'51.158
6	36.057	18.039	30.946	35.893	2'00.935P	193,5	10:01'52.093
7	51.511	18.105	30.728	26.536	2'06.880P	190,5	10:03'58.973

11° 97 M. KAPPLER (1'51.370)							
Lap	Seg.1	Seg.2	Seg.3	Seg.4	Lap Time	km/h	Local Time
1		18.545	31.479	26.955		187,2	9:52'33.916
2	36.923	17.960	30.736	27.208	1'52.827	191,5	9:54'26.743
3	36.614	17.954	30.942	26.924	1'52.434	191,5	9:56'19.177
4	36.261	18.078	30.623	26.416	1'51.378	190,1	9:58'10.555
5	36.696	17.873	31.027	26.601	1'52.197	193,3	10:00'02.752
6	36.543	17.954	31.063	26.644	1'52.204	193,3	10:01'54.956
7	36.565	18.017	30.275	26.513	1'51.370	189,5	10:03'46.326
8	36.295	18.064	30.952	26.586	1'51.897	190,5	10:05'38.223

6° 8 M. PEREZ (1'50.691)							
Lap	Seg.1	Seg.2	Seg.3	Seg.4	Lap Time	km/h	Local Time
1		19.178	32.189	27.272		180,9	9:52'21.268
2	36.525	18.173	30.803	26.259	1'51.760	190,5	9:54'13.028
3	36.688	18.166	30.955	26.686	1'52.495	191,5	9:56'05.523
4	36.126	18.327	30.764	26.683	1'51.900	186,2	9:57'57.423
5	41.241	20.204	31.281	27.048	1'59.774	162,2	9:59'57.197
6	36.119	17.899	30.513	26.160	1'50.691	191,2	10:01'47.888
7	36.334	17.797	30.659	26.444	1'51.234	195,3	10:03'39.122
8	39.571	18.586	31.576	26.886	1'56.619	184,3	10:05'35.741

12° 11 K. ARDUINI (1'51.419)							
Lap	Seg.1	Seg.2	Seg.3	Seg.4	Lap Time	km/h	Local Time
1		18.814	32.115	27.146		180,0	9:52'21.436
2	36.634	18.060	31.075	27.105	1'52.874	189,1	9:54'14.310
3	36.628	18.118	31.368	26.677	1'52.791	191,8	9:56'07.101
4	36.676	17.906	30.818	26.254	1'51.654	191,2	9:57'58.755
5	36.188	18.390	31.319	29.010	1'54.907	189,5	9:59'53.662
6	36.260	18.176	30.680	26.816	1'51.932	186,2	10:01'45.594
7	36.430	18.299	30.854	26.428	1'52.011	184,6	10:03'37.605
8	36.125	17.966	30.697	26.631	1'51.419	187,8	10:05'29.024

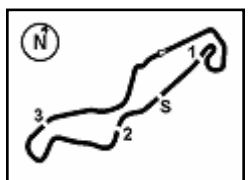
14/04/2019

P = Pits In/Out - C = Lap Time Cancelled

These data/results cannot be reproduced, stored and/or transmitted in whole or in part by any manner of electronic, mechanical, photocopying, recording, broadcasting or otherwise now known or herein after developed without the previous express consent by the copyright owner, except for reproduction in daily press and regular printed publications on sale to the public within 60 days of the event related to those data/results and always provided that copyright symbol appears together as follows below.

© DORNA WSBK ORGANIZATION Srl 2019





Motul Dutch Round, 12-14 April 2019

Chronological Analysis Warm Up

TT Circuit Assen 4.542 m

2 / 3
13° 88 B. IERACI (1'51.437)

Lap	Seg.1	Seg.2	Seg.3	Seg.4	Lap Time	km/h	Local Time
1		19.625	33.912	27.390	182,1	9:52'14.186	
2	36.917	17.939	30.973	26.742	1'52.571	190,8	9:54'06.757
3	36.129	18.016	30.658	27.113	1'51.916	190,5	9:55'58.673
4	36.104	18.038	30.621	26.674	1'51.437	191,5	9:57'50.110
5	37.957	19.964	32.253	29.282	1'59.456	155,2	9:59'49.669
6	36.996	18.402	31.343	27.870	1'54.611	185,6	10:01'44.177
7	36.733	18.199	31.138	26.950	1'53.020	190,1	10:03'37.197
8	36.035	17.924	30.741	26.824	1'51.524	190,1	10:05'28.721

14° 7 T. KAWAKAMI (1'51.465)

Lap	Seg.1	Seg.2	Seg.3	Seg.4	Lap Time	km/h	Local Time
1		20.415	33.763	27.945		9:52'15.082	
2	37.393	18.325	31.467	27.126	1'54.311	188,2	9:54'09.393
3	38.207	19.319	31.713	28.187	1'57.426C		9:56'06.819
4	37.237	17.937	31.195	26.481	1'52.850C	191,2	9:57'59.669
5	36.637	18.022	31.580	27.942	1'54.181		9:59'53.850
6	37.321	18.270	31.584	27.190	1'54.365	186,9	10:01'48.215
7	36.391	18.094	30.667	26.313	1'51.465	190,1	10:03'39.680
8	36.819	18.165	31.200	26.717	1'52.901	188,8	10:05'32.581

15° 1 A. CARRASCO (1'51.560)

Lap	Seg.1	Seg.2	Seg.3	Seg.4	Lap Time	km/h	Local Time
1		19.834	32.943	27.467		183,4	9:52'13.100
2	37.052	18.445	31.163	27.745	1'54.405	183,7	9:54'07.505
3	37.227	18.141	30.757	26.261	1'52.386	189,8	9:55'59.891
4	36.403	17.966	30.475	26.716	1'51.560	192,9	9:57'51.451
5	37.099	18.758	32.379	31.852	2'00.088	180,0	9:59'51.539
6	36.087	18.006	30.925	26.677	1'51.695	192,5	10:01'43.234
7	36.327	18.271	31.487	27.408	1'53.493	186,9	10:03'36.727
8	36.279	18.160	30.973	26.794	1'52.206	189,5	10:05'28.933

16° 21 B. SANCHEZ (1'51.597)

Lap	Seg.1	Seg.2	Seg.3	Seg.4	Lap Time	km/h	Local Time
1		19.206	33.010	27.509		182,4	9:52'24.228
2	37.383	18.435	31.657	26.404	1'53.879	186,5	9:54'18.107
3	36.707	18.172	30.949	26.252	1'52.080	191,5	9:56'10.187
4	36.653	18.046	31.503	26.579	1'52.781	190,1	9:58'02.968
5	36.690	18.124	31.181	26.650	1'52.645	189,1	9:59'55.613
6	36.460	18.074	30.821	26.570	1'51.925	187,5	10:01'47.538
7	36.559	18.014	30.873	26.249	1'51.695	192,5	10:03'39.233
8	36.334	18.017	30.942	26.304	1'51.597	191,8	10:05'30.830

17° 6 R. SCHOTMAN (1'51.677)

Lap	Seg.1	Seg.2	Seg.3	Seg.4	Lap Time	km/h	Local Time
1		18.715	31.517	26.983		183,4	9:52'39.232
2	36.509	18.339	31.217	26.555	1'52.620	187,2	9:54'31.852
3	36.248	18.366	30.974	26.612	1'52.200	188,2	9:56'24.052
4	36.217	17.999	30.875	26.586	1'51.677	191,8	9:58'15.729
5	36.364	18.294	31.237	26.760	1'52.655	187,2	10:00'08.384
6	36.880	18.507	31.305	26.728	1'53.420C	184,9	10:02'01.804
7	36.232	18.279	30.851	26.664	1'52.026	185,9	10:03'53.830
8	36.229	18.291	31.106	26.786	1'52.412	186,5	10:05'46.242

18° 64 H. DE CANCELLIS (1'51.810)

Lap	Seg.1	Seg.2	Seg.3	Seg.4	Lap Time	km/h	Local Time
1		20.940	32.525	27.604		155,8	9:52'57.511
2	36.909	18.464	30.986	26.623	1'52.982	184,3	9:54'50.493
3	38.264	18.621	31.277	28.004	1'56.166	186,9	9:56'46.659
4	36.562	18.416	30.815	26.738	1'52.531	183,4	9:58'39.190
5	39.314	18.156	33.192	27.157	1'57.819	187,2	10:00'37.009

6	36.375	18.243	30.624	26.568	1'51.810	186,9	10:02'28.819
7	39.245	18.341	30.795	28.394	1'56.775	185,6	10:04'25.594
8	36.534	18.267	30.712	28.441	1'53.954	184,0	10:06'19.548

19° 20 D. LOUREIRO (1'51.899)

Lap	Seg.1	Seg.2	Seg.3	Seg.4	Lap Time	km/h	Local Time
1		18.737	31.787	27.117		180,6	9:52'41.580
2	36.527	18.428	31.212	26.790	1'52.957	183,4	9:54'34.537
3	36.472	18.196	30.984	26.570	1'52.222	185,2	9:56'26.759
4	36.179	18.230	30.732	26.758	1'51.899	185,2	9:58'18.658
5	36.231	18.094	32.215	27.873	1'54.413	189,5	10:00'13.071
6	36.326	18.138	30.840	26.870	1'52.174	184,6	10:02'05.245
7	36.178	18.327	30.876	26.848	1'52.229	183,7	10:03'57.474
8	36.319	18.182	30.874	26.857	1'52.232	185,9	10:05'49.706

20° 47 F. HERNANDEZ MOYANO (1'51.948)

Lap	Seg.1	Seg.2	Seg.3	Seg.4	Lap Time	km/h	Local Time
1		21.731	33.733	27.522		151,9	9:52'13.339
2	37.509	18.384	31.040	26.840	1'53.773	186,2	9:54'07.112
3	36.443	18.078	31.089	26.738	1'52.348	187,5	9:55'59.460
4	36.408	17.893	30.875	26.772	1'51.948	192,5	9:57'51.408
5	37.288	18.360	32.213	32.673	2'00.534	185,2	9:59'51.942
6	36.460	18.044	30.960	26.634	1'52.098	189,5	10:01'44.040
7	36.543	18.316	31.540	27.060	1'53.459	187,5	10:03'37.499
8	36.804	18.208	31.061	26.495	1'52.568	193,2	10:05'30.067

21° 14 E. DE LA VEGA (1'51.971)

Lap	Seg.1	Seg.2	Seg.3	Seg.4	Lap Time	km/h	Local Time
1		18.894	33.120	28.114		184,0	9:52'17.624
2	37.504	18.657	31.387	27.217	1'54.765	185,9	9:54'12.389
3	37.593	18.690	30.931	26.787	1'54.001	185,9	9:56'06.390
4	36.780	18.026	30.837	26.328	1'51.971	189,8	9:57'58.361
5	36.360	18.168	30.795	26.648	1'51.971	190,8	9:59'50.332
6	36.549	18.257	30.984	27.056	1'52.846	186,9	10:01'43.178
7	36.602	18.242	30.811	27.071	1'52.726	188,5	10:03'35.904
8	37.458	18.902	31.078	27.429	1'54.867	180,3	10:05'30.771

22° 69 J. BUIS (1'51.975)

Lap	Seg.1	Seg.2	Seg.3	Seg.4	Lap Time	km/h	Local Time
1		18.415	32.597	28.345		190,8	9:52'18.108
2	37.491	18.609	31.557	26.710	1'54.367	190,5	9:54'12.475
3	36.669	18.363	31.134	26.977	1'53.143	188,5	9:56'05.618
4	36.218	18.263	30.743	26.751	1'51.975	188,2	9:57'57.593
5	36.531	18.245	30.854	27.325	1'52.955	188,5	9:59'50.548
6	36.583	18.340	30.935	27.175	1'53.033C	191,8	10:01'43.581
7	36.413	18.248	30.658	26.881	1'52.200	192,5	10:03'35.781
8	37.106	18.466	30.858	26.966	1'53.396	184,9	10:05'29.177

23° 22 N. KALININ (1'51.994)

Lap	Seg.1	Seg.2	Seg.3	Seg.4	Lap Time	km/h	Local Time
1		18.318	32.709	27.837		188,5	9:52'17.468
2	38.003	18.606	31.829	27.397	1'55.835	185,9	9:54'13.303
3	36.838	18.198	30.807	26.633	1'52.476	186,9	9:56'05.779
4	36.523	18.190	30.700	26.581	1'51.994	189,1	9:57'57.773

24° 82 J. HYDE (1'52.013)

Lap	Seg.1	Seg.2	Seg.3	Seg.4	Lap Time	km/h	Local Time
1		20.334	33.308	27.356		175,0	9:52'13.756
2	37.495	18.168	31.145	27.363	1'54.171	190,8	9:54'07.927
3	37.046	18.043	31.012	26.567	1'52.668	188,8	9:56'00.595
4	36.456	18.069	30.919	27.104	1'52.548	186,9	9:57'53.143
5	36.823	18.392	31.099	27.672	1'53.986	188,5	9:59'47.129

14/04/2019

P = Pits In/Out - C = Lap Time Cancelled

These data/results cannot be reproduced, stored and/or transmitted in whole or in part by any manner of electronic, mechanical, photocopying, recording, broadcasting or otherwise now known or herein after developed without the previous express consent by the copyright owner, except for reproduction in daily press and regular printed publications on sale to the public within 60 days of the event related to those data/results and always provided that copyright symbol appears together as follows below.

© DORNA WSBK ORGANIZATION Srl 2019



Official Fuel Supplier



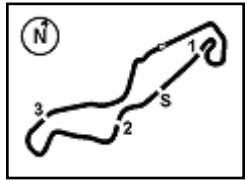
FKR PERGOIA TIMING

Official Tyre Supplier



SWISS WATCHES SINCE 1853

Official Timekeeper



Motul Dutch Round, 12-14 April 2019

Chronological Analysis Warm Up

6	40.878	18.843	31.631	27.843	1'59.195	181,2	10:01'46.324	5	36.694	18.376	31.518	26.881	1'53.469	189,8	9:59'53.942
7	36.878	18.046	30.849	26.716	1'52.489	187,2	10:03'38.813	6	37.373	18.337	31.267	27.531	1'54.508	190,5	10:01'48.450
8	36.547	18.077	30.704	26.685	1'52.013	186,5	10:05'30.826	7	36.532	18.333	31.197	26.704	1'52.766	189,8	10:03'41.216
								8	36.821	18.437	33.548	44.648	2'13.454P	186,5	10:05'54.670

25° 15 M. BASTIANELLI (1'52.241)							
Lap	Seg.1	Seg.2	Seg.3	Seg.4	Lap Time	km/h	Local Time
1		20.096	34.932	28.499		183,1	9:52'17.242
2	38.149	18.966	31.467	26.837	1'55.419	187,8	9:54'12.661
3	37.323	18.525	30.934	26.879	1'53.661	187,2	9:56'06.322
4	36.565	18.082	30.976	26.618	1'52.241	188,2	9:57'58.563
5	36.473	18.164	1'57.146	1'04.743	3'56.526P	190,8	10:01'55.089

31° 13 D. IOZZO (1'53.429)							
Lap	Seg.1	Seg.2	Seg.3	Seg.4	Lap Time	km/h	Local Time
1		19.582	33.479	28.438		177,9	9:52'32.923
2	37.756	18.299	32.491	27.138	1'55.684	187,5	9:54'28.607
3	37.225	18.109	31.574	26.930	1'53.838	189,5	9:56'22.445
4	37.418	18.368	31.756	27.218	1'54.760	186,5	9:58'17.205
5	37.224	18.392	31.931	27.455	1'55.002	185,6	10:00'12.207
6	37.039	18.499	31.383	27.147	1'54.068	180,9	10:02'06.275
7	37.040	18.551	31.101	26.737	1'53.429	182,1	10:03'59.704
8	36.455	18.330	31.583	27.792	1'54.160	185,6	10:05'53.864

26° 44 T. BRAMICH (1'52.412)							
Lap	Seg.1	Seg.2	Seg.3	Seg.4	Lap Time	km/h	Local Time
1		19.170	33.803	27.920		189,1	9:52'17.145
2	38.259	18.548	31.336	27.066	1'55.209	190,1	9:54'12.354
3	37.283	18.205	31.213	27.126	1'53.827	190,5	9:56'06.181
4	37.198	18.083	30.815	26.716	1'52.812	194,9	9:57'58.993
5	36.654	17.950	31.688	27.528	1'53.820	194,2	9:59'52.813
6	36.488	18.171	31.074	26.998	1'52.731	187,8	10:01'45.544
7	36.922	18.192	30.703	26.595	1'52.412	189,5	10:03'37.956
8	36.697	18.034	30.962	26.894	1'52.587	191,8	10:05'30.543

32° 17 K. MEUFFELS (1'53.951)							
Lap	Seg.1	Seg.2	Seg.3	Seg.4	Lap Time	km/h	Local Time
1		18.370	31.477	27.137		193,2	9:52'34.259
2	37.415	18.123	31.793	26.810	1'54.141	190,1	9:54'28.400
3	37.173	18.292	31.607	26.879	1'53.951	187,2	9:56'22.351
4	37.187	18.296	32.250	42.589	2'10.322P	185,9	9:58'32.673

27° 28 O. BONOLI (1'52.426)							
Lap	Seg.1	Seg.2	Seg.3	Seg.4	Lap Time	km/h	Local Time
1		20.731	32.718	27.453		151,0	9:52'57.081
2	36.773	18.156	31.128	27.125	1'53.182	187,2	9:54'50.263
3	38.834	18.460	31.237	28.150	1'56.681	188,5	9:56'46.994
4	36.543	18.225	30.804	26.854	1'52.426	186,5	9:58'39.370
5	38.188	18.056	33.280	27.281	1'56.805	189,1	10:00'36.175
6	36.632	18.101	31.051	26.908	1'52.692	185,9	10:02'28.867
7	39.482	18.197	30.899	29.055	1'57.633	189,5	10:04'26.500
8	36.518	18.029	30.795	27.551	1'52.893	186,9	10:06'19.393

33° 79 T. ALONSO (1'54.185)							
Lap	Seg.1	Seg.2	Seg.3	Seg.4	Lap Time	km/h	Local Time
1		20.260	34.222	28.699		177,0	9:52'17.493
2	38.552	18.700	31.850	27.635	1'56.737	185,2	9:54'14.230
3	37.446	18.486	31.526	27.334	1'54.792	185,9	9:56'09.022
4	37.468	18.281	32.412	27.488	1'55.649	187,2	9:58'04.671
5	37.402	18.543	31.260	27.285	1'54.490	184,6	9:59'59.161
6	37.324	18.653	31.360	27.375	1'54.712	180,3	10:01'53.873
7	37.626	18.383	31.072	27.104	1'54.185	184,9	10:03'48.058
8	36.919	18.694	31.950	27.357	1'54.920	181,2	10:05'42.978

28° 55 G. HENDRA PRATAMA (1'52.471)							
Lap	Seg.1	Seg.2	Seg.3	Seg.4	Lap Time	km/h	Local Time
1		18.820	31.742	27.424		181,8	9:52'56.880
2	36.614	18.419	30.896	29.211	1'55.140	182,7	9:54'52.020
3	36.445	18.600	31.423	29.732	1'56.200	182,7	9:56'48.220
4	36.523	18.276	30.812	26.860	1'52.471	184,9	9:58'40.691
5	36.395	18.339	32.826	27.334	1'54.894	184,0	10:00'35.585
6	37.082	19.658	31.289	26.985	1'55.014	173,4	10:02'30.599
7	36.661	18.382	31.467	30.515	1'57.025	182,4	10:04'27.624
8	36.535	18.254	30.783	27.072	1'52.644	185,6	10:06'20.268

34° 30 D. BLIN (1'54.443)							
Lap	Seg.1	Seg.2	Seg.3	Seg.4	Lap Time	km/h	Local Time
1		19.395	33.391	27.695		180,3	9:52'34.556
2	37.825	18.921	32.341	27.883	1'56.970	185,6	9:54'31.526
3	37.326	18.508	32.025	27.724	1'55.583	185,6	9:56'27.109
4	36.807	18.413	31.898	27.325	1'54.443	184,9	9:58'21.552
5	37.197	18.630	34.337	27.799	1'57.963	184,9	10:00'19.515
6	37.063	18.852	32.808	28.320	1'57.043	181,5	10:02'16.558
7	37.562	18.938	32.040	27.901	1'56.441C	180,0	10:04'12.999
8	37.172	18.812	32.068	27.824	1'55.876	180,6	10:06'08.875

29° 3 M. PEDENEAU (1'52.551)							
Lap	Seg.1	Seg.2	Seg.3	Seg.4	Lap Time	km/h	Local Time
1		19.674	34.040	29.541		185,6	9:52'18.625
2	37.865	18.689	31.542	27.208	1'55.304	190,1	9:54'13.929
3	36.865	18.192	31.246	26.752	1'53.055	193,2	9:56'06.984
4	36.630	18.048	31.216	26.657	1'52.551	193,5	9:57'59.535
5	36.582	18.088	31.615	27.597	1'53.882	192,9	9:59'53.417
6	46.583	18.880	31.852	27.367	2'04.682	186,9	10:01'58.099
7	36.707	18.832	31.467	27.414	1'54.420	184,6	10:03'52.519
8	39.382	25.374	35.489	30.101	2'10.346	139,7	10:06'02.865

30° 52 O. KÖNIG (1'52.766)							
Lap	Seg.1	Seg.2	Seg.3	Seg.4	Lap Time	km/h	Local Time
1		19.237	33.821	29.126		185,9	9:52'17.993
2	38.048	18.588	31.505	26.782	1'54.923	188,2	9:54'12.916
3	37.383	18.431	31.348	27.150	1'54.312	190,8	9:56'07.228
4	37.190	18.233	31.265	26.557	1'53.245	187,5	9:58'00.473

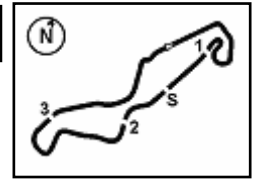
14/04/2019

P = Pits In/Out - C = Lap Time Cancelled

These data/results cannot be reproduced, stored and/or transmitted in whole or in part by any manner of electronic, mechanical, photocopying, recording, broadcasting or otherwise now known or herein after developed without the previous express consent by the copyright owner, except for reproduction in daily press and regular printed publications on sale to the public within 60 days of the event related to those data/results and always provided that copyright symbol appears together as follows below.

© DORNA WSBK ORGANIZATION Srl 2019





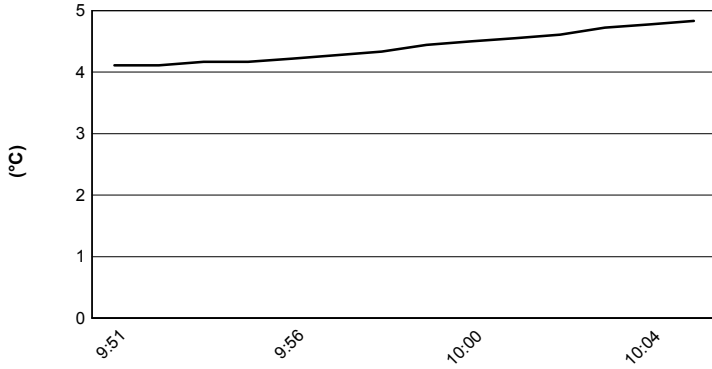
TT Circuit Assen 4.542 m

Motul Dutch Round, 12-14 April 2019

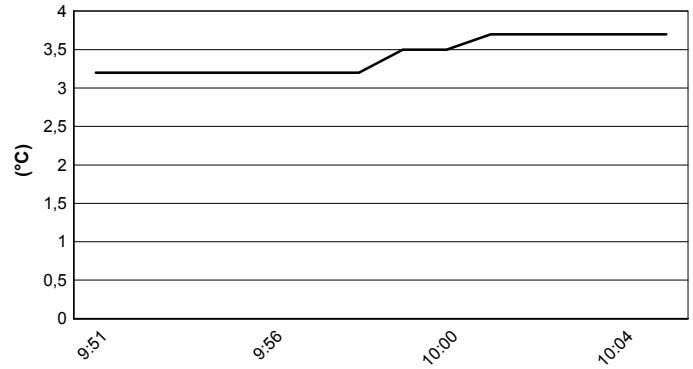
Weather Report Warm Up

Session started 09:50 - Session ended 10:06


Air Temperature



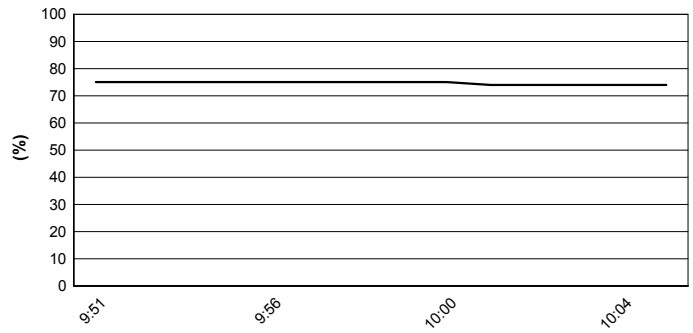
Track Temperature



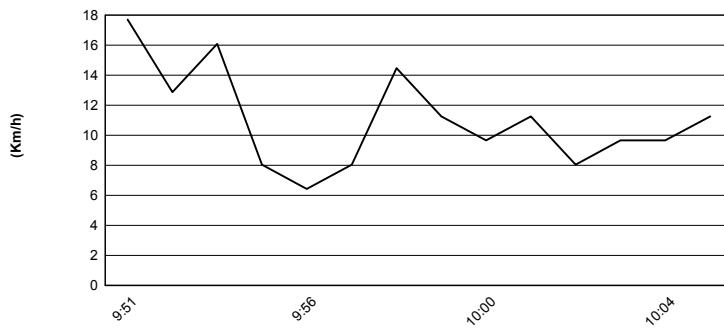
Air Pressure



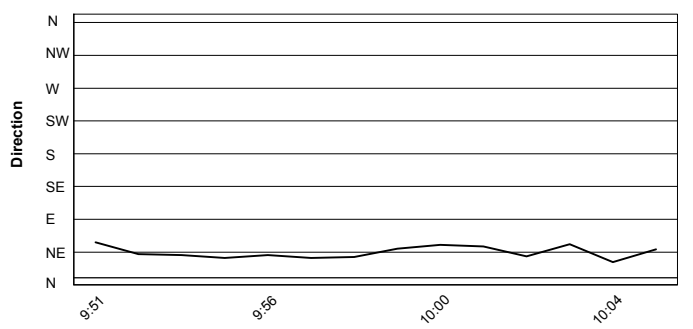
Humidity



Wind Speed



Wind Direction



14/04/2019

These data/results cannot be reproduced, stored and/or transmitted in whole or in part by any manner of electronic, mechanical, photocopying, recording, broadcasting or otherwise now known or herein after developed without the previous express consent by the copyright owner, except for reproduction in daily press and regular printed publications on sale to the public within 60 days of the event related to those data/results and always provided that copyright symbol appears together as follows below.

© DORNA WSBK ORGANIZATION Srl 2019



Official Fuel Supplier

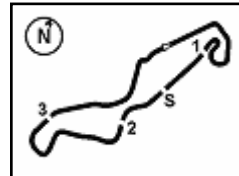


FICR PERUGIA TIMING

Official Tyre Supplier



Official Timekeeper



TT Circuit Assen 4.542 m

Motul Dutch Round, 12-14 April 2019

Starting Grid - Race

12 Laps x 4,542 km = 54,504 km

1	55 HENDRA PRATAMA G Yamaha 1'51.475	2	18 GONZALEZ M. Kawasaki 1'51.811	3	8 PEREZ M. Kawasaki 1'51.879
2	4 DE CANCELLIS H. Yamaha 1'51.905	5	28 BONOLI O. Yamaha 1'52.103	6	95 DEROUE S. Kawasaki 1'52.113
3	22 KALININ N. Kawasaki 1'52.121	8	41 JAHNIG J. KTM 1'52.141	9	21 SANCHEZ B. Kawasaki 1'52.204
4	1 CARRASCO A. Kawasaki 1'52.239	11	69 BUIS J. Kawasaki 1'52.365	12	99 GOMEZ F. Kawasaki 1'52.442
5	6 SCHOTMAN R. Kawasaki 1'52.461	14	13 IOZZO D. Kawasaki 1'52.690	15	82 HYDE J. Kawasaki 1'52.743
6	42 GARCIA M. Kawasaki 1'52.784	17	47 HERNANDEZ MOYANO Yamaha 1'52.821	18	97 KAPPLER M. KTM 1'52.879
7	25 VERDOÏA A. Yamaha 1'53.245	20	30 BLIN D. Yamaha 1'53.404	21	16 LUNA BAYEN M. Kawasaki 1'53.439
8	11 ARDUINI K. Kawasaki 1'53.459	23	20 LOUREIRO D. Kawasaki 1'53.477	24*	15 BASTIANELLI M. Kawasaki 1'52.727
9	14 DE LA VEGA E. Kawasaki 1'53.559	26	72 STEEMAN V. KTM 1'53.566	27	71 EDWARDS T. Kawasaki 1'53.616
10	88 IERACI B. Kawasaki 1'53.670	29	52 KÖNIG O. Kawasaki 1'53.904	30	17 MEUFFELS K. KTM
11	44 BRAMICH T. Kawasaki	32	7 KAWAKAMI T. Yamaha	33	79 ALONSO T. Kawasaki
12	3 PEDENEAU M. Yamaha				

N.66 (Ottens D.) will not take part in the race. Declared unfit after SP
 N.15 (Bastianelli M.) has been demoted by 9 grid positions according to Art. 1.21.2
 N.33 (Hartmann K.) will not take part in the race. Technical reasons

14/04/2019 The Race Director

* = Penalized

These data/results cannot be reproduced, stored and/or transmitted in whole or in part by any manner of electronic, mechanical, photocopying, recording, broadcasting or otherwise now known or herein after developed without the previous express consent by the copyright owner, except for reproduction in daily press and regular printed publications on sale to the public within 60 days of the event related to those data/results and always provided that copyright symbol appears together as follows below.

© DORNA WSBK ORGANIZATION Srl 2019

